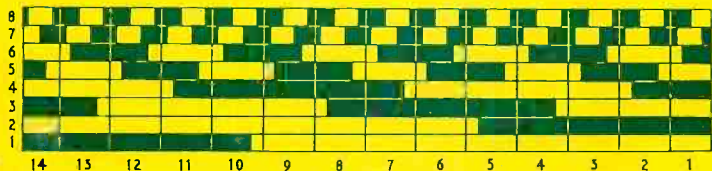


SILICON TRANSISTOR MILLIVOLTMETER

MARCH 1966
Three Shillings


Wireless World

ELECTRONICS • TELEVISION • RADIO • AUDIO



Coded Television Signals





Only one-fifth of the story!

Yes, STC Components Group is able to supply you with about five times the number of different types of components shown—*off the shelf*. And the range of components is being extended all the time. If your requirements are urgent, STC Electronics Services Division offers *same day despatch*.

Each STC Division maintains an Applications Department with Engineers ready to help you choose the most suitable and most economic components and circuits for your equipments or systems.

Wherever your location on the map, STC Components Group, made up of nine successful Divisions and a single mobilized field force, can put the finest components service right on your

doorstep. The Group is represented in practically every country through ITT (International Telephone and Telegraph Corporation).

To obtain your copy of the STC 'Designers Digest' write, phone or telex STC Components Group, Footscray, Sidcup, Kent. Telephone: FOOTscray 3333. Telex: 21836.

high-grade components by
STC
 COMPONENTS GROUP




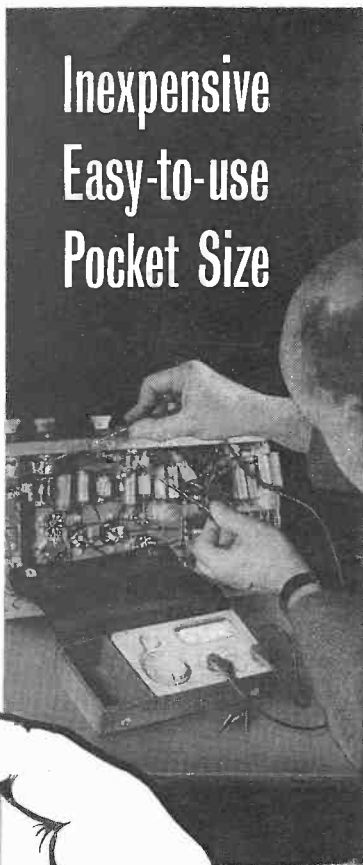
MULTIMINOR

Mk4

The Avo Multiminator Mk4 is the latest version of this well-proven multi-range measuring instrument. Designed and assembled to high standards of reliability, the Avo Multiminator offers simple yet instant range selection with a single rotary switch. There is only one pair of sockets for all measurements, and the scale plate is clearly marked for easy reading.

Accuracy is within the limits laid down in B.S.S. 99/1954 for up to $3\frac{1}{2}\%$ scale length industrial portable instruments.

Panclimatic construction enables the Multiminator to be used in all types of climatic conditions. The instrument is supplied in an attractive black carrying case, complete with interchangeable test prods and clips, and a multi-language instruction booklet.



Write for full details.

AVO LTD AVOCET HOUSE · 92-96 VAUXHALL BRIDGE ROAD · LONDON S.W.1 Telephone: VICToria 3404

'ARKLONE'

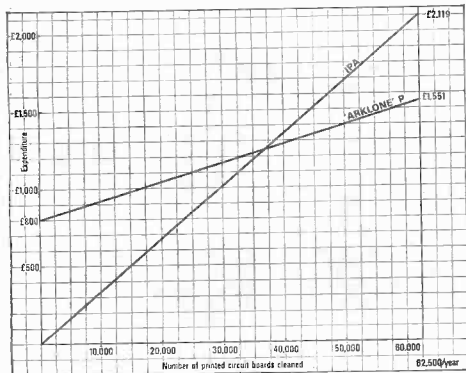
**THE
COSTLY
CLEANING
SOLVENT**

**CHEAP
AT
20
TIMES
THE
PRICE**



First things first:
'ARKLONE' is a pure liquid,
 boiling point 47°C,
 chemical nomenclature
 1.1.2. trichlorotrifluoroethane;
 non-flammable, non-toxic.

Now for the graph. Well, there was this customer who converted his cleaning process from hand cleaning, using isopropyl alcohol and a team of girls, to a total immersion process using 'ARKLONE' ultrasonically irradiated in a suitably designed plant.



This customer saved £570 on the first year's working after deducting capital cost. And, in fact, probably rather more than this, because the number of rejects formerly produced by harsh solvent action and handling was not known, nor the cost of insurance premiums (isopropyl alcohol is highly flammable and toxic—'ARKLONE' is neither, and makes working conditions safer and more pleasant). His operations are concerned with cleaning printed circuit boards, and 'ARKLONE' is particularly good at that, because it does not attack the metals, plastics, resins and elastomers normally used in this kind of construction.

'ARKLONE' is also first-class at cleaning computer core memories, tape recording and play-back heads, and other components consisting wholly or partly of plastics materials, or containing resins or elastomers—spectacle frames, for instance.

We'll say it again: 'ARKLONE' is a costly cleaning solvent that would be cheap at twenty times the price!

If you want to work out the cost of changing your cleaning process to 'ARKLONE'—get in touch with ICI. One of our representatives will be glad to assist you.

BEFORE

Hand cleaning, by girls using alcohol:

	£	s
Capital cost and depreciation	nil	
Labour charges	2083	
Solvent consumption (4 gals. per week at 3/6 per gal.)	36	8
Services	nil	
Total/year	2119	8

AFTER

Immersion cleaning with 'ARKLONE',
 cleaning in batches in an ultrasonic plant
 operated by one man:

	£	s
Capital cost (plant written off in one year)	800	
Labour charges	500	
Solvent consumption (1 gallon/week at £4.13.9 per gallon)	234	
Services (electricity and water)	17	
Total/year	1551	8

'ARKLONE'

'ARKLONE' is the ICI registered
 trade name for 'ARCTON' 113

IMPERIAL CHEMICAL INDUSTRIES LIMITED, LONDON S.W.1

AR88


BY APPOINTMENT TO
H.R.H. THE DUKE OF EDINBURGH



SUPPLIERS OF MOBILE
RADIO/TELEPHONE EQUIPMENT



'CAMBRIDGE' transistor Mobile Radiotelephone



A new high standard in Mobile Radiotelephone design

- Fully transistorised receiver
- Printed circuit sub-assemblies
- Sealed I.F. block filters
- Dustproof and splashproof
- GPO approved and meeting American and European specifications
- 100 Milliamps receiver drain
- A.M. or F.M. versions
- 25 Kc/s or 50 Kc/s channelling
- Single or six channel

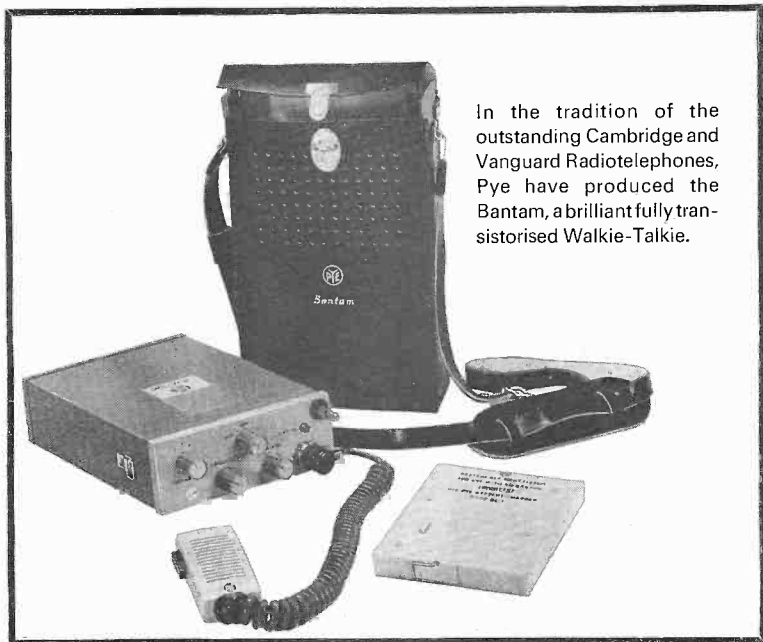
PYE TELECOMMUNICATIONS LIMITED

CAMBRIDGE · ENGLAND · TELEPHONE: TEVERSHAM (CAMBRIDGE) 3131 · TELEX No. 81166
WW-006 FOR FURTHER DETAILS.

THE Bantam

TWO-WAY RADIOTELEPHONE

*a Fully Transistorised
Walkie-Talkie!*




In the tradition of the outstanding Cambridge and Vanguard Radiotelephones, Pye have produced the Bantam, a brilliant fully transistorised Walkie-Talkie.

- Fully transistorised Transmitter and Receiver
- Long endurance with Rechargeable or Dry Batteries
- Crystal Filter selectivity
- Reliability and accessibility of components
- Very high performance Receiver
- Lightweight 4 lbs. (1.82 kg.)
- Frequency Band 25-174 Mc/s.
- Weatherproof
- Air Registration Board approved for light aircraft category III
- Approved by G.P.O. to Spec. W6345
- Intrinsically safe version available

PYE TELECOMMUNICATIONS LTD. CAMBRIDGE, ENGLAND. TEL. TEVERSHAM 3131 Telex No. 81166

Down to 300 μ V



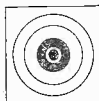

**Marconi Instruments
present a new
challenge in VHF
voltage measurement**

VHF ELECTRONIC VOLTMETER TYPE TF 2603


An entirely new, fully transistorised millivoltmeter for direct voltage measurement from 300 μ V to 3V at frequencies up to 1,500 Mc/s, and up to 300V at 500 Mc/s. The $\frac{1}{2}$ -inch diameter probe uses a pair of fast germanium diodes in a full-wave circuit. Response is close to r.m.s. with inputs of less than 30 mV and peak in the 0.5V to 3V region. Accessories include a 100:1 multiplier for measurements up to 300V.

WW-008 FOR FURTHER DETAILS.

up to 1500 Mc/s



Targeted for the real
needs of the electronic industry



Price: £290 including 100:1 multiplier

- Low-level signal measurement in semi-conductor circuits
- Measurement of transistor parameters
- Voltage measurement on strip-line circuits
- Measurements at locations remote from mains supplies
- Elimination of measurement errors due to circuit earth loops
- Noise measurements. Distortion measurements
- Impedance measurements at low voltage using a Circuit Magnification Meter
- Detection of unwanted oscillations in wide-band amplifiers
- Tuning narrow-band amplifiers
- Testing frequency response in filters
- Null detection in wide-band bridge measurements

Please write or telephone for full technical and commercial information about this new instrument. On specification, performance and value-for-money, Marconi instruments challenge comparison with any in the world.

A GOOD NAME FOR GOOD MEASURE

MARCONI INSTRUMENTS

Marconi Instruments Limited
Longacres, St. Albans, Herts.
Tel: St. Albans 59292 Telex: 23350

TREBLE



BASS




musical balance

All amplifiers—or nearly all—have bass and treble controls. All bass and treble controls, not unnaturally, increase and reduce the bass and treble, but here the similarity ends!

The bass control on the QUAD varies both slope and turn-over in four frequency discriminative networks of equal impedance. The channels are locked to eliminate phase-shift so that the stereo image is maintained at all settings. The treble operates midway between variable slope and variable step so that it is possible to adjust musical brilliance while maintaining natural harmonic balance.


A Level position may be selected within 0.5 dB 20-20,000 c/s, while other settings are guaranteed within ± 1.5 dB of the published calibrations.

Of course, when programme sources become consistently good, tone controls will not be necessary, but meanwhile how is musical balance achieved on your amplifier?



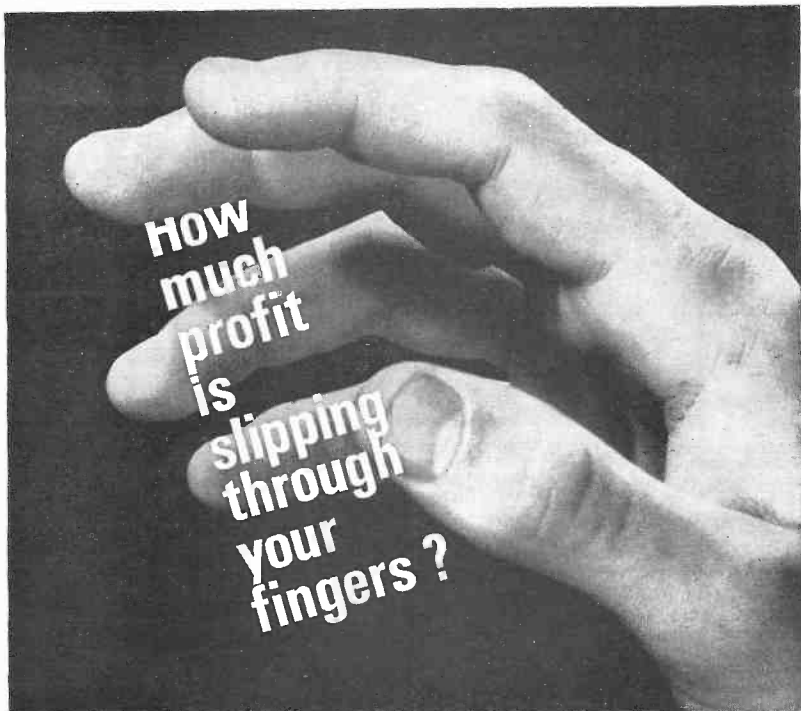
For the closest approach to the original sound.

Our slogan for fifteen years and our design objective for twice that long. Ask your dealer for details of the QUAD range of high fidelity units or write direct to Ref. W.W. Acoustical Manufacturing Co. Ltd., Huntingdon. Huntingdon 361.



QUAD

W.W.—010 FOR FURTHER DETAILS.



everyone can mechanize and profit . . .

Business may be brisk, with everyone working; but where are all the profits? Something is robbing your company of its expected returns. Labour costs are rising 8% a year; values of factory space and production machinery are rising fantastically. Under-utilization of these high-cost productive elements through inefficient handling operations is your worst enemy, and British industry is estimated to waste £800 million yearly in this way. Even if your business is not large, don't ignore the

big savings possible with mechanized handling. Many new ideas are discovered at every Mechanical Handling Exhibition—a survey in 1964 revealed that 47% of visitors had seen something new. Mechanization is your best investment—simple low-cost devices often produce remarkable results. See thousands of new ideas from over 300 exhibitors at the Mechanical Handling Exhibition, Earls Court, 10-20 May. Don't miss this important event—mail the enquiry coupon now.

mechanical
handling exhibition

10/20 MAY, 1966, EARLS COURT, LONDON

Mail this coupon now for free tickets and further details

To the Manager, Mechanical Handling Exhibition,
Dorset House, Stamford Street, London, S.E.1

NAME (please print) _____


FIRM _____

ADDRESS _____

45B

HERE'S VERSATILITY FOR YOU...


The **Brenell** MONO/STEREO HI-FI TAPE LINK




PRICE
including
power unit
£46. 0. 0.

Designed for use with 2½ or 2¼ track heads

Built to the same high standards as our tape recorders and decks this HI-FI TAPE LINK has been developed for use with your high fidelity equipment. It is capable of giving superb results when matched to one of our Mark 5 Series 3 decks fitted with the appropriate heads. Write for full details of this amplifier and deck and complete range of tape recorders.



**MARK 5
SERIES 3
DECK**



**MARK 5
SERIES 3**

**MONO—HALF TRACK—TWO HEADS—
MAGIC EYE**
(Available with recording level meter at extra cost.)

High quality amplifier with power output of 2½ watts r.m.s. and a frequency response of 40–20,000 c/s—can be used independently of tape recorder—narrow gapped record/playback head for extended frequency response—double napped ferrite erase head to minimise erase noise—headphone monitoring.



**MARK 5
TYPE M SERIES 3**

**MONO—HALF TRACK—THREE HEADS—
RECORDING LEVEL METER**
Separate record and playback heads—separate record and playback amplifiers—amplifier frequency response 25–26,000 c/s ±3dB—power output 2 watts r.m.s.—separate bass and treble controls—mixing of input signals—speaker monitoring whilst recording.



STB2

**MONO/STEREO—HALF TRACK (Record/
Playback)—QUARTER TRACK (Playback)
FOUR HEADS—TWO EDGEWISE METERS**
Designed for use with high fidelity stereo installations—adjustable attenuators on all input channels to ensure perfect matching with all auxiliary equipment—dual concentric recording level and playback level controls—cathode follower output—four channel mixing on mono programme sources—twin recording and twin playback pre-amplifiers—comparison of original and recorded signal—adjustable bias level—recording facilities for 1½ and 2½ track—playback facilities for 1½, 2½, 1¼ and 2¼ tracks—sound-on-sound facilities—two edgewise meters for recording level, tape output level and bias level. **Optional extra: stereo power amplifiers and monitoring speakers.**


Brenell

BRENELL ENGINEERING CO. LTD.
231/5 Liverpool Road, London, N.1.
Telephone: NORTH 8271 (5 lines)

WW-012 FOR FURTHER DETAILS.

GOODMANS 'M' RANGE HIGH FIDELITY LOUDSPEAKER SYSTEMS

There is a Goodmans Complete High Fidelity Loudspeaker System to meet your requirements—to fit unobtrusively into your living room—to blend with your furnishings—enabling you to enjoy the finest quality sound reproduction, whichever System is your choice.



MAXIM

A fine High Fidelity Loudspeaker system complete, the size of a shoe-box—104" x 51" x 7 1/2". The meticulously finished cabinet in hand-rubbed teak (or walnut) houses two tiny precision direct radiator drive units which cover the frequency range—45-20,000 c/s with less deviation from level response than almost any other High Fidelity Loudspeaker—and handle 8 watts of power easily. No problems in finding room for it—just shove a couple of books.

Specification

Dimensions	104" x 51" x 7 1/2" deep
Range	45-20,000 c/s
Power	8 watts
Impedance	15/16 ohms
Finish	Teak or Walnut

Price: £17. 10. 6. (inc. P.T.)

MEZZO

Handles 15 watts of power—yet measures only 10 1/2" x 18 1/2" x 8" deep—the MEZZO will go in your bookshelf. The styling is restrained yet distinctive, making MEZZO an "easy" addition to any design-conscious furnishing scheme. The frequency range is a clear and clean 40-20,000 c/s with a control and smoothness accounted for by two newly developed and patented loudspeakers. The 8" bass unit is of very advanced design and construction, and is particularly notable for its very low distortion and extraordinary smoothness of performance. It is claimed to be the smoothest bass reproducer of its size ever produced. The treble unit completes the quality picture to give an overall performance unrivalled in a reproducer of this size. The L.C. crossover network operates at 2,200 c/s. The distortion level is extraordinarily low. The perfectly controlled balance of the MEZZO sound make it—the Loudspeaker to Live With.

Specification

Dimensions	10 1/2" x 18 1/2" x 8" deep
Range	40-20,000 c/s
Power	15 watts
Impedance	Suitable for 8 ohm—15 ohm amplifiers
Distortion	Less than 1% total harmonic at 30 c/s and above, for intended pressure level of 80 db at 6 ft.

Finish Teak or Walnut to order

Price: £26. 5. 0. (inc. P.T.)

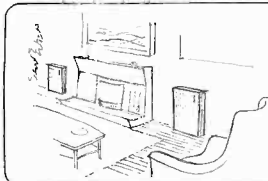
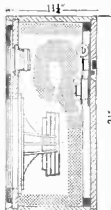

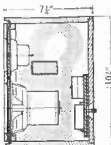
MAGNUM-K

Designed to a very high standard for professional purposes, the MAGNUM-K brings this same standard to the audio enthusiast at home. It is a three-way system, and although reasonably compact (15" x 24" x 11 1/2") no performance compromises have been accepted. Every detail that could contribute to really accurate sound reproduction has been included. A new and patented 12" Bass reproducer gives minimal distortion down to 20 c/s. The Mid-range and High Frequency units are high efficiency direct radiators outstandingly smooth in performance. Multiple-section crossover network operates at 1,500 and 6,000 c/s and constant impedance controls for both middle and high frequency units permit individual balancing of the system. Power handling is 25 watts, but for domestic use amplifiers from 6 to 12 watts are quite adequate.

Specification

Dimensions	24" x 15" x 11 1/2" deep
Range	30-20,000 c/s
Power	25 watts
Impedance	8 ohms
Finish	Teak or Walnut to order

Price: £36. 15. 0.



ELEGANZIA II

A full-sized 15 watt 2-speaker High Fidelity Loudspeaker system with the enormous advantage of a depth of ONLY 4 1/2". A classic example of slim, graceful efficiency, its exceptionally accurate performance was designed for the connoisseur. The 12" bass unit employs Goodmans exclusive SUPRIFOAM diaphragm. An L.C. crossover network transfers the electrical drive above 500 c/s to a back-loaded mid-range and high-frequency unit.

Specification

Dimensions	27" x 22" x 4 1/2" deep
Range	15-15,000 c/s
Power	15 watts
Impedance	15-16 ohms
Finish	Teak or Walnut

Price: £27. 10. 0.

SEE AND HEAR them at your Goodmans Dealer

FREE

Please send me a free copy of Goodmans High Fidelity Manual.

Name

Address

W.W.W.




NEW SHAPES OF SOUND



The Goldring-Lenco GL 68

The many proved features of Goldring-Lenco transcription units such as infinitely variable speed adjustment, pick-up lowering device, automatic idler wheel disengagement are retained on the GL 68, which is the first unit to incorporate the new G.65 arm. This is of low mass tubular construction with stylus pressure adjustment by sliding counterweight, and provision for height adjustment to suit any chosen cartridge. The interchangeable head slide (taking all cartridges with standard $\frac{3}{8}$ " fixing centres) makes use of self-cleaning wiper contacts. Swiss precision motor. Continuously variable speed adjustment. Less than 1% speed variation for 13% mains voltage variation. Adjustable click-in positions for the four standard record speeds. Pick-up raising/lowering device coupled to on/off switch. Automatic disengagement of idler wheel. Full 12" diameter turntable. Wired for stereo.
GL 68 Transcription Unit £16.16.0d. + £2.14.7 P.T.

Recommended cartridges for the GL68 are: Pickering V15 (AM1 and AME1) Pickering 380A, Goldring CS90 & CS91E.



Pickering V15 AM1 and AME1 Micro-Magnetic Cartridge
Weighing only 5 gm., these high output, high compliance stereo—mono cartridges are perfect for low mass arms. 15° tracking angle gives minimum distortion. Hermetically sealed. Replaceable push-in diamond stylus assembly, with retracting stylus arm for added protection to records (0.0007" tip radius for V15/AM1 and elliptical, with even higher compliance, for V15/AME1).
V15/AM1 £9.9.0d. + £1.10.9d. P.T.
V15/AME1 £13.15.0d. + £2.4.8d. P.T.



Pickering 380A Cartridge
Moving-magnet for exceptional mono or stereo reproduction. Features the exclusive V-guard push-in diamond stylus unit which prevents damage through accidental dropping of arm on record. The Pickering 380A ensures high channel

separation and virtually eliminates needle talk, hiss or distortion. Hermetically sealed, it tracks at 2 gm., faultlessly reproduces the most exacting records.
£12.12.0d. + £2.0.11d. P.T.



Goldring CS90 and CS91E Cartridges
These are stereo ceramic cartridges with excellent frequency response and cross-talk separation. Low tip mass, replaceable diamond stylus (CS90—0.0005" or 0.0007" tip radius; CS91E—elliptical) coupled with high compliance enables these cartridges to be played at light tracking weights. CS 90 £4.4.0d. + £0.13.8d. P.T.
CS91E £6.6.0d. + £1.0.6d. P.T.



C68 Cabinet and Cover for GL68.
Elegant sapele mahogany cabinet with removable, clear Perspex dust cover.
Size: 14" x 17" x 7".
£8.19.6d. + £1.12.0d. P.T.



Goldring Manufacturing Company (G.B.) Ltd.,
486-488 High Road, Leytonstone, London, E11
Telephone: Leytonstone 8343

WW—014 FOR FURTHER DETAILS.

INCREASE THE SENSITIVITY OF YOUR OSCILLOSCOPE, VOLTMETER OR COUNTER



The TA401 is similar to the TA601 as illustrated

TA605
ACTUAL
SIZE

SPECIFICATIONS	TYPE TA401	TYPE TA601	TYPE TA605
GAIN	40dB 0.1dB	60dB ± 0.1dB	20, 30, 40, 50 and 60dB ± 0.2dB
BANDWIDTH ± 3dB	1c/s-3Mc/s	3c/s-1.2Mc/s	20-40dB, 1c/s-3Mc/s; 50dB, 2c/s-2Mc/s; 60dB, 4c/s-1.5Mc/s.
BANDWIDTH ± 0.3dB	4c/s-1Mc/s	10c/s-300kc/s	20-40dB, 4c/s-1Mc/s; 60dB, 10c/s-300kc/s.
INPUT IMPEDANCE	> 5MΩ < 40pF from 100c/s to 1Mc/s	> 1MΩ < 50pF from 100c/s to 300kc/s	> 5MΩ < 40pF from 100c/s to 300kc/s
INPUT NOISE	< 15μV, zero source < 50μV, 100kΩ source	< 15μV, zero source < 40μV, 100kΩ source	As TA401 and TA601 at 40dB and 60dB
POWER SUPPLY	PP3 battery, life 100 hours		PP3 battery, life 1,000 hours, or A.C. Power Unit
AVAILABLE OUTPUT	1V up to 1Mc/s, 300mV at 3Mc/s, into load of 100kΩ & 50pF		1V up to 3Mc/s into 100kΩ and 50pF
OUTPUT IMPEDANCE	100Ω in series with 6.4μF		
SIZE & WEIGHT	3in. × 1in. × 1½in. 7 oz.		2½in. × 4in. × 5½in. 2½lbs.
PRICE with battery and input lead	£17 0 0	£17 0 0	£27 0 0

LEVELLE
PORTABLE INSTRUMENTS

Fully detailed leaflets are available on our complete range of portable instruments.

LEVELLE ELECTRONICS LTD.

PARK ROAD, HIGH BARNET, HERTS. Telephone: Barnet 5028

WW-015 FOR FURTHER DETAILS.

Mercury and

Jackson

Radio • TV • Industrial
• Serviceman's Test
Instruments
• Factory Wired and Kits

VTM-VOM Tube Testers • CRT Testers
and Rejuvenators • Audio and RF Sig-
nal Generating Oscilloscopes • Capac-
itor Tester-in-Circuit • Color TV Testers



RACON



World's foremost
manufacturers of
public address and
loudspeaker equipment



and Microphone stands
for floor, table and desk

HERMAN H. SMITH INC.

manufacturers of

Electronic components • Insulated Binding Posts • Phone tip Plugs
and Jacks • Banana Jacks • Test Lead Accessories • Microphone Con-
nectors • Alligator Clips • Pilot Light Sockets • Teflon Terminals
• Terminal Strips • Knobs • Dials • Connectors • Toggle Switches
General Hardware, Accessories

Complete Line of Replacement Semiconductors

ORRTRONIC manufacturers of

Continuous Background Music
for Home, Boat and Car

CADRE Electronic Corp.

manufacturers of
Citizens Band Transceivers

irish

Highest Quality
Magnetic
Recording Tape



Series 270 — Low Print Through
Mastering Tapes for Broadcast
Stations — Professional Recording
Studios

Series 200 — Professional High Grade
Tapes

Series 190 — All Purpose Tapes
Shamrock — Economy Tapes — For
the Amateur and Experimenter


AST

AMPEX 4-track Stereo Tapes •
Pre-Recorded Tapes • Extensive Library • Most Labels
• Available From Stock • Immediate Delivery

GOLDEN SHIELD CORPORATION,
Manufacturers of Stereo Phonographs and Table Radios

Quality & Design
AM-FM Radios

Automatic Record
Changer Phonographs



from
terado
corporation

manufacturers of
Mobile Power Converters
from 12 Volt to 120 Volt AC
and
Battery Chargers

Walco

electronics co. inc.

manufacturers of
Replacement Needles for all car-
tridges — Diamond and Sapphire
• Record Accessories

Blonder-Tongue Labs, Inc.

manufacturers of
TV Boosters • UHF Converters • Closed Circuit TV
• TV Antenna Systems and Instruments

WRITE OR CABLE FOR COMPLETE CATALOGS

DIRECT FACTORY EXPORT DIVISION



MORHAN EXPORTING CORP.

458 Broadway, New York, N. Y. 10013 • Cable Address: Morhanex

WW-016 FOR FURTHER DETAILS.

Pinnacle can assist all electronic valve users

ROUTINE

ECC83/12AX7: 2D21/EN91: 6AK5W/M8100: ECF82/6U8

We supply many thousands of these and similar everyday valves to both small and large equipment manufacturers.

6AW6A: 6DX6/8136: 5642: 12BY7A

Users of American Instrumentation rely upon us to provide a speedy replacement service in valves not easily obtainable in this country.

DIFFICULT

SPECIAL

CV4010: CY2578: CV2134

The special needs of Government Establishments and Departments are regularly catered for by us. Our stocking policy ensures positive ability to supply even obscure types.

A.R.B.: M.O.A.

We maintain stocks of valves approved by the Air Registration Board and Ministry of Aviation making available an "off-the-shelf" service in released items for the first time.

UNUSUAL

OUR ORGANISATION draws upon the resources of electronic valve manufacturers all over the world. It responds immediately to your requirements. A catalogue of over 1,000 specific types is available to bona-fide users through the Wireless World reader service.

Pinnacle

PINNACLE ELECTRONICS LTD

ACHILLES STREET · NEW CROSS · LONDON S.E.14
Tel: Tideway 7285

WW-017 FOR FURTHER DETAILS.

WHARFEDALE SOUND

stereo/mono

● WHARFEDALE SOUND




DALESMAN

The DALESMAN two speaker slimline system is a big step forward in this type of enclosure. After much research and intensive listening tests the mid-range coloration usually associated with slimline cabinets is now reduced to a minimum. Designed by Wharfedale in association with consultant designer Robert Gutmann F.S.I.A., the Dalesman meets the demands of the quality conscious sound enthusiast and at the same time it occupies only a small amount of space and is a most attractive piece of sound equipment. The Dalesman features a newly developed 12" bass unit fitted with a Flexiprene surround to handle the frequency range from 35 c/s to 1,700 c/s. The magnet assembly with a 1½" pole diameter has a flux density of 11,000 oersteds. The 5" treble unit has been specially designed for this particular enclosure. Where a free standing, compact, clean looking enclosure is required the Dalesman should certainly be heard.

- AIRTIGHT FIBRE DOME TO ISOLATE TWEETER
- 5" HIGH EFFICIENCY TWEETER
- CROSSOVER NETWORK
- BRACING STRUT TO REDUCE PANEL RESONANCE
- BONDED ACETATE FIBRE WADDING
- 12" BASS UNIT WITH FLEXIPRENE SUSPENSION
- AIRTIGHT ENCLOSURE OF MAN MADE TIMBER



Free technical folder on the Dalesman from Dept. W.3

Frequency range 35 c/s—15,000 c/s.

Impedance 8/15 ohms.

Power Handling Capacity 15 watts (30 watts peak)

Size 25" x 20" x 6½" Weight 31½ lb.

Finish zebrano, mahogany, walnut or teak veneers.

£25.10.0

RANK WHARFEDALE LIMITED
 IDLE, BRADFORD, YORKSHIRE

Telephone Bradford 612552/3 Telegrams 'Wharfedale' Bradford

The hard-to-find man is the man with advanced technical knowledge

In the field of Electronics today the greatest demand is for men to fill the positions of skilled technicians and support engineers. These are the 'hard-to-find' men for whom the way ahead to rewarding and interesting jobs lies wide open.

CREI HOME STUDY COURSES offer advanced technical education to the man who realises that technical knowledge must be current and up-to-date if progress is to be made in a world in which new ideas, new techniques and new applications develop almost overnight.

CREI COURSES ARE AVAILABLE IN:-

Electronic Engineering Technology
Automation & Industrial Electronic Engineering
Nuclear Engineering
Communications Engineering
Aeronautical & Computer Engineering
Television Engineering
Servomechanisms & Navigational Engineering
Space Data Systems
Radar & Servo Engineering
Mathematics for Electronic Engineers
City & Guilds of London Institute: Subject 49 and
Supplementary Studies Subject 300.

For further information write to:

**C.R.E.I. (London) (Dept. WW65)
WALPOLE HOUSE, 173/176 SLOANE STREET, LONDON, S.W.1
Telephone: BELgravia 8662**

(INTERNATIONAL DIVISION OF CAPITOL RADIO ENGINEERING INSTITUTE, WASHINGTON, D.C.)

WW-021 FOR FURTHER DETAILS.

PLEASE SEND ME (FOR MY INFORMATION AND ENTIRELY WITHOUT OBLIGATION) FULL DETAILS OF THE CITY & GUILDS PROGRAMME. (C. & G. SUBJECT 49)
<input type="checkbox"/> 1st yr. <input type="checkbox"/> 2nd yr. <input type="checkbox"/> 3rd yr. <input type="checkbox"/> 4th yr.
<input type="checkbox"/> SUPPLEMENTARY STUDIES (SUBJECT 300)
NAME _____
ADDRESS _____
EDUCATIONAL AND TECHNICAL BACKGROUND _____
C.R.E.I. (LONDON) (DEPT. WW65) WALPOLE HOUSE, 173/176 SLOANE STREET, S.W.1

PLEASE SEND ME (FOR MY INFORMATION AND ENTIRELY WITHOUT OBLIGATION) FULL DETAILS OF THE EDUCATIONAL PROGRAMMES OFFERED BY YOUR INSTITUTE
NAME _____
ADDRESS _____
ELECTRONICS EXPERIENCE _____
C.R.E.I. (LONDON) (DEPT. WW65) WALPOLE HOUSE, 173/176 SLOANE STREET, S.W.1

CLARK

LOW PRICED ELECTRICALLY OPERATED TELESCOPIC MAST

In introducing this new SUPER E Series Telescopic Mast Clark takes a stride forward. This is the equipment for which the World of Mobile VHF has been waiting. Based on the well tried QT and ST series, an entirely new concept of operation revolutionises the field of application. These telescopic masts provide the simple improvement in communication reliability for which Radio Telephone users have been searching. The power source is the vehicle battery. The control is a small panel easily attached to the dashboard. An electrical interlock makes it impossible for the mast to remain extended if the vehicle ignition is switched on—a great safety feature.

Clark SUPER E Series Masts are available with extended heights from 16 to 40 feet and head-load capacity up to 10 lb. There is, of course, also the full range of Clark Accessories. Send for more details today.



for further details write to:

A. N. CLARK (ENGINEERS) LIMITED
BINSTEAD — ISLE OF WIGHT

Telephone: RYDE 3691 Telegrams: TELEMAST RYDE
WW—022 FOR FURTHER DETAILS.



HOUSING HI-FI?

If the problem of finding room for all your equipment is just about sending you up the wall, then why not go up the wall! This way you can enjoy the open, full range sound only a large enclosure can really give you, unimpeded by any furniture; house about 250 records (bottles, telephone books, tape spools, etc.) and operate your turntable, amplifier and tuner at just the height that suits you personally. An extra Hi-Flex shelf will take your tape recorder, or "shelf mount" your tuner and amplifier, if you prefer. Each Hi-Flex Unit is 32in. wide. There is a choice of teak, walnut or mahogany.

Even more space saving are the Scan Units; these are 20in. wide and cost a little over half the price of the Hi-Flex. All these models and a dozen more are illustrated in our latest brochure which is full of bright ideas for housing hi-fi. Write now.

Hi-Flex 10/12
loudspeaker
enclosure
£11/19/-
sitting on
Hi-Flex shelf
£2/15/-.

Hi-Flex
record
storage
£12/19/-.

Hi-Raks
£8/15/-
per set

Hi-Flex
equipment
cabinet
£15/15/-.



RECORD HOUSING

Dept. 3WW Brook Rd., N.22 Tel. BOWes Pk. 7487

WW—022 FOR FURTHER DETAILS.

Relays— Immediate Delivery

ECONOMICAL MINIATURE PLUG-IN RELAY—TYPE MINI-Q


More security and reliability in every shillingworth
PRIME DESIGN CONSIDERATIONS. 1. Eliminate contact failure.
 2. Electrical longevity. 3. Functional confidence. 4. Utmost sensitivity.

TWIN SILVER BAR CONTACTS (Springs bifurcated full length)

- *Constant Contact Area *Improved Dissipation
- *Erosion and Welding Avoided
- *Switching Capacity 1a @ 100v. (100w.)





SENSITIVITY. Special bobbin requires less mA at nom. volts. Operates lower than any comparable 4 C/O relay—40Ω/190 mW—10KΩ/240mW.



5 COILS — 3 to 125 VDC — INTERCHANGEABLE

“MINI G.P.”

51500 P.O. Miniature General Purpose relay. Miniaturised version of P.O. 600 type with identical specification. 2½" plus tags × 1½" × ¾"



**A.I.D. A.R.B.
ADMIRALTY
APPROVED**

Continuous expansion now means
 2 weeks delivery of standard 3000, 600,
 "MINI G.P." types. Variants available: PLUG-IN,
 TWIN RELAY, 30A, REMANENT, LATCHING, TIMER,
 TRANSISTORISED.

48 HOURS PROTOTYPE SERVICE

14 Days Delivery


of 3000, 600
& "MINI G.P." types

Mark **URGENT** enquiries 'E.M.S.' for 'EXPRESS MANUFACTURING SERVICE'

A.D.S. RELAYS LIMITED

97 ST. JOHN STREET, London, E.C.1. 'Phone: CLErkenwell 3393. Cables: ADSRELAYS, LONDON, E.C.1.

We could show you the front...



...but which front do you want?

Here at Anders we have hundreds of meters of all types. Immediate off-the-shelf delivery from the largest stocks in the country—and a complete range of ancillaries, too. You need never be held up for a meter again. That's part of the Anders Meter Service which will meet the most urgent and unusual demands a customer can make—fast! If you want a meter calibrated to your own special requirements Anders can do it... and Anders experts will solve your metering problems in detail from just a broad outline. Whatever you want in metering—leave it to Anders.

■ Meters of all kinds from stock ■ Meter calibration/Meter modification/Ancillary equipment ■ Custom-designed meter circuitry and components □ Sole U.K. distributors of FRAHM vibrating reed frequency meters and tachometers

ANDERS METER SERVICE

ANDERS ELECTRONICS LTD 103 HAMPSTEAD ROAD LONDON NW1
TELEPHONE EUSTON 1639 MINISTRY OF AVIATION APPROVED



exceptional!

The Style 8133 Monobloc ceramicon utilises an entirely new technology of proprietary ceramic dielectric materials in a layered high reliability thin film structure: Volumetric efficiencies of up to 20 $\mu\text{f}/\text{cubic inch}$ are now feasible with temperature compensating (NPO) and relatively flat characteristic high permittivity ($\pm 15\%$ max. excursion) ceramic dielectrics.

For example, with a moulded insulating case size of only $0.3'' \times 0.3'' \times 0.1''$ the 8133 Monobloc is available in up to $0.1 \mu\text{f} \pm 5\%$ for 100V d.c. operation in ambients of -55°C to $+125^\circ\text{C}$. Other Monobloc styles are available.

Even by Erie's standards a unit such as this is Exceptional: but Erie's research and design facilities are capable of meeting almost every challenge to their ingenuity. Years of applied practical experience in the design and manufacture of conventional passive components are of immense value when it comes to fresh problems, requiring new techniques. Erie's versatility and flexibility at times like this make the exceptional appear to be almost commonplace.

Monobloc, ceramicon are Registered Trade Marks of Erie Resistor Limited.

Erie take a pride in performance



Write for catalogue to:

ERIE RESISTOR LIMITED

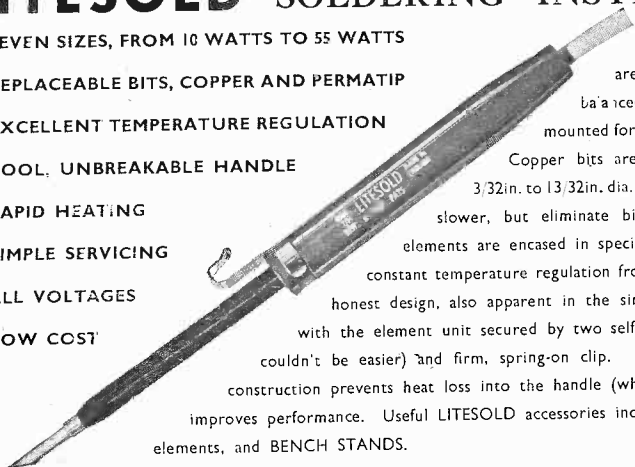
Great Yarmouth, Norfolk, England

Telephone: Great Yarmouth 4911

Cables: Resistor Great Yarmouth. Telex: 97421

LITESOLD SOLDERING INSTRUMENTS

- SEVEN SIZES, FROM 10 WATTS TO 55 WATTS
- REPLACEABLE BITS, COPPER AND PERMATIP
- EXCELLENT TEMPERATURE REGULATION
- COOL, UNBREAKABLE HANDLE
- RAPID HEATING
- SIMPLE SERVICING
- ALL VOLTAGES
- LOW COST




LITESOLD instruments are compact and nicely balanced. Bits are spring-collet mounted for firmness and easy removal. Copper bits are standard, in sizes from 3/32in. to 13/32in. dia. PERMATIP bits are slightly slower, but eliminate bit face wear. LITESOLD elements are encased in specially pre-oxidised wire for constant temperature regulation from new—less glamour but honest design, also apparent in the simple, unbreakable handle, with the element unit secured by two self-tapping screws (servicing couldn't be easier) and firm, spring-on clip. LITESOLD hollow-spindle construction prevents heat loss into the handle (which DOES stay cool) and improves performance. Useful LITESOLD accessories include HEAT GUARDS for elements, and BENCH STANDS.

Free details of the whole wide range of LITESOLD and ADAMIN soldering equipment in brochure SPS. LIGHT SOLDERING DEVELOPMENTS LTD., 28 Sydenham Road, Croydon, Surrey. Tel.: CRO 8589. WW—027 FOR FURTHER DETAILS.

SME

The best pick-up arm in the world



Either arm is now available fitted with the Shure M55E cartridge and light weight shell 5.2 as illustrated. This combination provides highest quality reproduction from all records. Standard elliptical stylus for stereo and mono L.P.s and an interchangeable stylus assembly N44-3 for 78s.

Only S.M.E. Precision Pick-up Arms offer all these features • Choice of arm length Model 3009 (9 in.) or Model 3012 (12in.) for still less tracking error—of special importance with elliptical styli • Low inertia • High precision ball races and knife-edge bearings for minimum pivot friction • Linear offset chosen for lowest distortion • Automatic slow-descent with hydraulic control • Bias adjuster calibrated for tracking force • Exact overhang adjustment with alignment protractor • Precise tracking force from 1/5 grams applied without a gauge • Shielded output socket • Low capacity 4ft. connecting cable with quality plugs • Light-weight shell • Camera finish in satin-chrome, gun-black and anodised alloy • Comprehensive instructions • Rational development—all improvements can be incorporated in any existing Series II arm.

For sales and service ring Steyning 2288.

S.M.E. LIMITED • STEYNING • SUSSEX • ENGLAND

WW—028 FOR FURTHER DETAILS.

GOVERNMENTS AGREE-

on the quality of the TEONEX range of valves. Governments all over the world have ordered TEONEX valves requiring compliance to E.V.S. or M.I.L. specifications.


Up to now, TEONEX valves have been available only for Government contracts.

In response to many enquiries, the TEONEX range, incorporating the entire working range of British-produced valves or their equivalents, has now been made available for use *outside the U.K. only.*

Price lists and technical specifications may be obtained from:-

TEONEX LTD.,
Westbourne Grove Mews,
London, W.11, England
EXPORT ENQUIRIES ONLY PLEASE

REGD. TRADE MARK



WW-029 FOR FURTHER DETAILS.

AVOID EXPENSIVE DELAYS IN RESEARCH & PRODUCTION



ORDER
EX-STOCK*
FROM
LIND-AIR

*At lower than cost

Yes, direct from our vast stocks we can supply immediately! Sefram 5 channel PEN RECORDERS at a mere £270. (Net list price £690). 4 channel fully Portable Systems £139 10. 0., an extensive range of **TRANS-DUCERS** and **ACCELEROMETERS** for industrial control, Hydraulic equipment including **MOOG SERVO VALVES** by Dowdy for only £70. We also hold at least a hundred thousand British and American **PLUGS**, **SOCKETS** and **CONNECTORS** including Cannon, Thorn, Amphenol, Bendix, Pye, Plessey, Belling-Lee, McMurdo, SCF, Paincon, etc. 400 **CYCLE** components, **SYNCHROS**, **SERVOs**, **MAGSLIPS**, **TACHOGENERATORS**, **RESOLVERS** etc. **TRANSISTORS**, **DIODES**, **RECTIFIERS** and **VALVES**. Selenium **CAPACITORS**, metal oxide **RESISTORS**. Our **MICROWAVE** stock includes **WAVEGUIDE** plumbing in all configurations, **KLYSTRONS** and **MAGNETRONS**, TR cells and **TWTs**. **RELAYS** of all types, Panel **METERS**, Pressure **GAUGES**. All at less than manufacturers' prices.

SEND AT ONCE FOR ILLUSTRATED LITERATURE:

LIND-AIR ELECTRONICS LTD

53 Tottenham Court Road, London, W.1.

Telephone: LAngham 3653 (10 lines)

WW-030 FOR FURTHER DETAILS.

NEW CATALOGUE



A Comprehensive, fully illustrated Catalogue of hand tools, and small machine tools, for miniature assembly, and repair work.

Red plastic ring binder 5/- each
Red card back cover 2/6 each
Please send cash with order.

HENRI PICARD & FRERE LTD



EST. 1817
MANUFACTURERS IMPORTERS & WORLD WIDE DISTRIBUTORS
34/35 FURNIVAL STREET LONDON E.C.4
BRANCH OFFICES IN SWITZERLAND FRANCE & GERMANY

WW-031 FOR FURTHER DETAILS.

Valradio

TRANSVERTERS (TRANSISTORISED D.C. CONVERTERS)

the D.C. conversion
specialists
since 1935



2 KW. Peak Starting.
750 W. Continuous.
50-60-400 c/s. or D.C.
from 12-24-50v. Battery.

Up to 93% Efficiency. Polarity Reversal Protection. Square or Sinewave. Up to 300% Instant Overload Capacity. Manually Controlled Frequency. Reed Type Indicator. Remote Control Facilities.

Applications: Static "No-Break" Standby Power Supplies: For Vital System(s) Protection, e.g. V.H.F. Transmitters: Industrial Processes: Control-Alarm-Warning Systems: Mobile Use of Counters; Sig./Gen. Recorders—U/V Sound. Oscilloscopes and Lab. Gear in Marine and Aircraft (K114).


Range of models available
with prices from £11-£94.10.0 Please write to department
C.10 for transverter leaflet

VALRADIO LIMITED
BROWELLS LANE, FELTHAM, MIDDLESEX
ENGLAND Telephone: FELTHAM 4837-4242

Valradio and Stereosonoscope are the registered trade marks of Valradio Ltd.

WW-032 FOR FURTHER DETAILS.

RADIO VALVES



FOR EXPORT ONLY

HALTRON



Although we carry a permanent stock of 4,000,000, with a range of 3,000 types of receiving, special purpose and transmitting tubes as well as transistors, we offer an unparalleled service on 'the difficult types' — on those types which are sometimes hard to come by. Your enquiries for special types to CV, JAN and MIL specifications will have our immediate attention. The name HALTRON stands for a service unsurpassed in the world to-day.

HALL ELECTRIC LIMITED

Haltron House, Anglers Lane, London N.W.5 Tel: Gulliver 8531 (10 lines) Telex 2-2573 Cables: "HallElectric London NW5".



NEW REGAVOLT MODEL 31A

The smallest variable transformer made in the World for 0-250v service

Nearly 30 years experience lies behind this single layer toroid capable of direct connection to a 250v A.C. supply to give reliability for industrial service.

Only 3" in diameter and 2" deep this Regavolt can control loads of up to 1 amp when heat sink mounted.

• RATED UP TO 1 AMP • TROUBLE-FREE
BRUSH GEAR • OTHER MODELS FOR 120 AND
230V INPUTS AVAILABLE • NOW IN FULL
PRODUCTION Please write for List M7/625D for full details

The British Electric Resistance Co. Ltd.



Queensway - Enfield
Middlesex Tel. HOW 2411
Grams: Vitrohm Enfield

WW-034 FOR FURTHER DETAILS.



1 PHASE
AND
3 PHASE


0.5 KVA
TO
250 KVA

TRANSFORMERS

RECTIFIER SETS

100 W 150 kW
FIXED OR
VARIABLE OUTPUT
1 PHASE & 3 PHASE


Electro-Plating, Plasma, Arc
Welding, Electro-Magnets,
Carbon Arc, Battery Charging
and other uses.
Plasma Arc Sets and other
specialized equipment for
gas, vacuum and powder
techniques. Power Control
by saturable reactors and
other methods.



Variable Output
D.C. Sources



Low Voltage High Current Rectifier Sets



HIGH CURRENT TRANSFORMERS


1 Phase and 3 Phase

Output currents of
hundreds or thousands
of amperes for Furn-
aces, Rectifier Sets,
Heat Runs, Short Cir-
cuit Testing and other
uses.

Examples: 5V300A,
10V1,000A,
20V3,000A,
5V6,000A.

VOLTMOBILE

64 STEP ON LOAD SWITCHING AUTO-TRANSFORMERS



Output 14% to 100%
or 125% of input volts
in 64 steps or 80 steps.
A control device for
many loads — resis-
tance furnaces, rec-
tifier sets, battery
charging, annealing,
heating and other uses
1 Phase and 3 Phase.
18 Models.

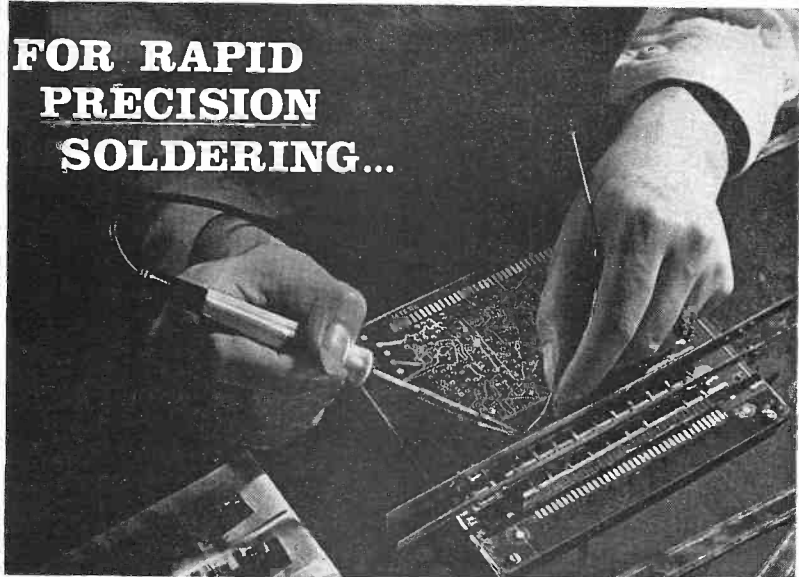
Output currents from
20 A to 200 A.

We invite enquiries for
specific Transformers,
Rectifier Sets and related
equipment.

HARMSWORTH, TOWNLEY & CO.

2 Harehill, Todmorden, Lancs. Telephone: Todmorden 2601

FOR RAPID PRECISION SOLDERING...



Photograph by courtesy of ELLIOTT AUTOMATION LIMITED

CHOOSE

ANTEX

* PRECISION
SOLDERING IRONS

...used by experts everywhere!

ANTEX IS PURPOSE-DESIGNED

for speed and efficiency in soldering Printed Circuits, Transistors, Micro-Miniature Assemblies, Deaf-Aid Equipment and similar products.

ANTEX INCREASES PRODUCTION

ANTEX Irons weigh only 2-3 ounces. Streamlined to give absolute finger-tip control and ensure increased production of 5% to 10% compared with ordinary soldering irons.

ANTEX CUTS PRODUCTION COSTS

So easy to use — ANTEX reduces operational fatigue, with resulting drop in reject output. ANTEX, having the lowest leakage current of any miniature iron, virtually eliminates all risk of damage to transistors.

ANTEX FOR RELIABILITY

Guaranteed for 1000 hours, continuous production — on fine work giving a potential of well over a quarter of a million trouble-free soldering points.

ANTEX BITS are really INTERCHANGEABLE

ANTEX patent design gives instant interchangeability of bits—as often as you like—without damaging the iron!

★ Latest in the Antex Range is Model G240N—a giant in power performance—a midget in compact construction! FITTED WITH LONG-LIFE "FERRACLAD" BITS.

For more details fill in and post this coupon TODAY!


ANTEX LIMITED		SPECIALISTS in Soldering Appliances
GROSVENOR HOUSE, CROYDON, SURREY		
Tel: MUNICIPAL 2774		
<i>Please send details and prices of the ANTEX Range of Precision Soldering Irons.</i>		
NAME.....		
ADDRESS.....		
.....		
STATUS.....		

It's

Model 16 A
£ 2.6.0.




easy



Model AB/1
£ 3.10.0.

to



Model 36 A
£ 4.16.0.

find...

- small components in an original **raaco** cabinet

- see at a glance, avoids searching
- transparent dividable drawers in many sizes
- rigid steel frame will carry the heaviest of loads
- hangs up singularly or stacks in greater units
- range of 35 different space-saving storage cabinets

MODERN AND EFFICIENT STORAGE
OF ALL SMALL ITEMS

raaco

ask your dealer or write to
RAACO (LONDON) LTD.,
for free illustrated brochure

Bath House, 57/59 Holborn Viaduct,
London, E. C. 1. - Tel: City 3410/3122

WW-036 FOR FURTHER DETAILS.



Our quality control is your
protection

HLEMCOP

THE
CAPACITOR
SPECIALISTS

MICA

CERAMIC

ELECTROLYTIC

PLASTIC FILM

METALLISED

MOULDED


LONDON ELECTRICAL MANUFACTURING COMPANY LIMITED
81 Bridges Place, Parsons Green Lane, London S.W.6. Tel: Renown 7071-6

WW-037 FOR FURTHER DETAILS.

TAS/LEM 3

COIL WINDING MACHINES

for coils up to 6½" diameter to 6' long. 20-47 S.W.G.



Model "Q" standard.

The feed is fully automatic and the nut is in constant contact with the lead-screw. The reversal of the carriage is obtained by reversing the lead-screw rotation. Two lead-screws are used to give the large range of feeds and a lever on the carriage nut brings either into action. This lever has a neutral position which enables the carriage to be put at any position on the lead-screws. Ball bearing feed wheels are employed. This machine may be fitted for double coil and double end drive, also for "Pyramid Winding."

Enquiries are invited.

ETA TOOL CO. (LEICESTER) LTD.
29A, WELFORD ROAD, LEICESTER. Telephone 56386

WW-038 FOR FURTHER DETAILS.

SUBMINIATURE CO-AXIAL CONNECTORS


TO PATTERN 17 OF
DEF 5322-A & A-4

SPECIFICATION

- Designed to DEF 5322-A & A-4
- Max. frequency : 3 Gc/s
- Temperature category T6 (-55°C to $+125^{\circ}\text{C}$)
- Humidity category H6
- 50 ohms impedance
- Field-serviceable, with improved cable clamping
- Push-on and screw-on types
- Captivated centre contacts


Illustrations, actual size

PLUS SPACE SAVING




Amphenol sub-miniature co-axial connectors compared with one-tenth watt resistors. Illustrations actual size

EXAMPLES FROM OTHER
AMPHENOL CONNECTORS TO DEF 5322-A & A-1/3



PATTERN 14
(SEALED)

Illustrations actual size



PATTERN 15
(UNSEALED)

PATTERN 16
(SEALED)

Space-saving, weight-saving Amphenol 'Subminax' RF Connectors are designed for easy fitting to cables 'in the field' without special tools. They feature a new cable clamping fitment to meet the higher pull-out strength now specified in DEF5322A & A-4. Centre contacts are mechanically retained in position and do not rely on a soldered joint to the centre conductor.

For full technical details, write to:



AMPHENOL LIMITED

Thane Way, Tankerton, Whitstable, Kent (Whitstable 4345)

OVERSEAS

DENMARK

FINLAND

NORWAY

PORTUGAL

SPAIN

SWEDEN

DISTRIBUTORS:

Semler & Matthiassen

Nores & Co. OY.

Arthur F. Ulrichsen, A/S.

E. Dias Soares Lda.

Ateio

John C. Lagercrantz

WW-039 FOR FURTHER DETAILS.

CHASSIS and CASES

by *Smith's*
of
EDGWARE ROAD

H. L. SMITH & CO. LTD.
ELECTRONIC COMPONENT DISTRIBUTORS
287/289 EDGWARE ROAD, LONDON, W.2
Tel: PADDINGTON 5891/7595

We shall be pleased to quote for all your component requirements

BLANK CHASSIS

SAME DAY SERVICE

Of over 20 different forms made up to YOUR SIZE.
(Maximum length 35in., depth 4in.)

SEND FOR ILLUSTRATED LEAFLETS
or order straight away, working out total area of material
required and referring to table below, which is for four-sided
chassis in 16 s.w.g. aluminium.


48 sq. in. 4/3	176 sq. in. 9/-	304 sq. in. 13/6
80 sq. in. 5/6	208 sq. in. 10/-	336 sq. in. 14/9
112 sq. in. 6/6	240 sq. in. 11/2	368 sq. in. 15/9
144 sq. in. 7/9	272 sq. in. 12/6	and pro rata.

P. & P. 2/6 P. & P. 2/9 P. & P. 3/-
Discounts for quantities. More than 20 sizes kept in stock for
callers.

FLANGES (1in., 1/2in.), 6d. per bend.

STRENGTHENED CORNERS 1/- each corner.

PANELS: Any size up to 3ft. at 5/3 sq. ft. 16 s.w.g.: (18 s.w.g. 4/6). Plus post and packing



CASES

ALUMINIUM. SILVER HAMMERED FINISH

Type	Size	Price	Type	Size	Price
U	4 x 4 x 4"	10/-	Y	8 x 6 x 6"	26/6
U	5 1/2 x 4 1/2 x 4 1/2"	15/6	Y	12 x 7 x 7"	41/-
U	8 x 6 x 6"	21/-	Y	13 x 9 x 9"	46/-
U	15 x 9 x 9"	44/6	Y	15 x 9 x 7"	48/6
W	8 x 6 x 6"	21/-	Z	17 x 10 x 9"	66/-
W	12 x 7 x 7"	34/-	Z	19 x 10 x 8 1/2"	71/-
W	15 x 9 x 8"	44/-		*Height	

Plus post and packing

Type U has removable bottom or back. Type W removable front. Type Y all-screwed construction, Type Z removable back and front.

THE PEMBRIDGE COLLEGE OF ELECTRONICS PROVIDES TRAINING IN RADIO AND TELEVISION

FULL-TIME COLLEGE COURSE IN RADIO AND TELEVISION

Our Course has now been extended to sixteen months' duration to include theoretical and practical instruction on transistor television receivers, U.H.F. television receivers and colour television.

Next Course commences 19th April, 1966.

This Course is recognised by the Radio Trades Examination Board (R.T.E.B.) for the Radio and Television Servicing Certificate examinations.

Provides excellent practical experience on valve and transistor radio receivers and all well-known makes of television receivers.

To:

The Pembridge College of Electronics (Dept. P10)
34a Hereford Road, London, W.2.

Please send, without obligation, details of the
Full-time Course in Radio and Television.

Name _____

Address _____

CHP 1

LANCON I.S.

THE FIRST INTRINSICALLY SAFE VHF POCKET RADIOTELEPHONE

As the first-ever pocket-sized 2-way radiotelephone to be granted the Intrinsic Safety Certificate for use in hazardous atmospheres, the new G.E.C. LANCON I.S. brings entirely new standards of efficiency and safety to mines, oil refineries, petro-chemical plant, etc.

The LANCON I.S. is a fully transistorised 3-channel VHF set—robust, compact, reliable and designed for simple operation. It can be comfortably worn in an inside pocket—or in a separate lightweight harness—and the small microphone and earpiece loudspeaker units clip conveniently on the lapels. The separate flexible aerial system is com-

bined with the microphone lead. Thus, the user has complete freedom of movement and can operate the set in very confined spaces.

The LANCON I.S. has been developed from the extremely successful LANCON—the largest selling all-British pocket VHF radiotelephone.

LANCON I.S.


- Fully transistorised—single slim case.
- Full protection against accidental damage.
- Measures $7\frac{1}{2}$ " x $4\frac{1}{2}$ " x $1\frac{1}{2}$ "—weighs only 28 ozs.
- Completely concealed, patented

aerial system—avoids dangers of conventional trailing or extending aeri-

- Certificate No. 2735 covers Classes 2a, 2c, 2d

- Powered by rechargeable 12V battery—range up to 5 miles.

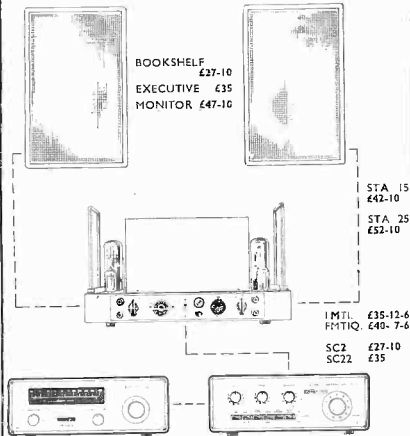
One of a new range of VHF equipment by G.E.C. Electronics



For further information, please contact:
G.E.C. (ELECTRONICS) LTD., Radio Communications Group, Spain Street, Coventry, Tel. Coventry 22027
 A Subsidiary of The General Electric Company Ltd. of England

THE SUBTLETY OF PERFECTION

The difference between 'average' and 'highest attainable' performance in sound reproduction is not always as far-fetched and obvious as manufacturers of high quality equipment would like. It is very difficult even for experienced listeners to assess systems quickly in unfamiliar listening conditions, and practically impossible for beginners. It is understandable then if the subtle parameters of extra performance and the qualities which set an item in a superior class are overlooked on first evaluation. If you already possess reproducing equipment and you intend to replace it, it is essential that you study carefully what is offered. Get yourself familiar with all relevant details including the available accessories available. Finally get to know what to listen for in demonstrations and if possible listen in your home for comparison with your existing equipment and/or the alternative choice. As a guide, specification information in respect of Radford products is detailed below.



BOOKSHELF £27-10
EXECUTIVE £35
MONITOR £47-10

STA 15
£42-10
STA 25
£52-10

IMTL £35-12-6
FMTHQ £49-7-6
SC2 £27-10
SC22 £35

Pre-Amplifiers

High signal to noise ratio (no hum, no noise at maximum or any listening level); smooth and noiseless tone, volume and balance controls with virtually infinite life; concrete TIAA equalisation for correct response monitor; accurate tone control; potentiometers for flat response at zero position; flexible input and output level handling capacity to ensure low distortion under all conditions of use.

Power Amplifiers

No background noise, virtually zero distortion at the rated power output over the whole frequency band from 20 to 20,000 c/s; very large power reserve; fast transient response without ringing or hangover (note the quality and the naturalness of traditional sounds in comparison with other amplifiers); absolute stability; you cannot damage Radford amplifiers or fuse them into instability by continuous overload with any type of signal into any kind of load, from short circuit to open circuit or any kind of resonance.

F.M. Tuners

High sensitivity (5µv), high capture ratio (4 db) enabling reception of very weak signals from multipath sources without distortion; wide bandwidth (for low distortion and multi-channel operation); yet very selective (adjacent channel rejection of 50 db); weak signals (you can receive weak signals without interference from signals generated in the receiver itself by cross modulation with powerful listening signals).

Loudspeakers

Exceptionally smooth response achieved by using the best drive units obtainable and equalising them with complex networks (note the lack of jitters, fatigue after long listening periods, and directional stability in stereophony); wide-angle response (note that you can listen anywhere in the room with the same frequency balance with perfect intonation on a stereo programme); lack of coloration (note the naturalness in voice reproduction and absence of boom at low frequencies).

General

Equipment and loudspeakers built to high standards must of necessity be made from the best materials available to provide consistency and long life without failure. Only the finest polymers, poly-tyres, and electrolytic capacitors of high stability carbon, metal grids, and wire-wound resistors; and moulded track potentiometers are used. Loudspeaker enclosures are manufactured from 1/2" thick solid aluminium, rigidly stressed and lapped with a natural material far superior to that conventionally used. Why not see your dealer now about Radford equipment? Supplies have been scarce but more will be available, constantly.

RADFORD ELECTRONICS LTD.,
ASHTON VALE ROAD, BRISTOL 3

WW-042 FOR FURTHER DETAILS.



PRECISION PRESSINGS

Accurate components at competitive prices

produced by progressive tooling and multiform methods



JOHN SMITH LTD.

209 SPON LANE · WEST BROMWICH · STAFFS
TELEPHONE: WES 2516 (3 lines)
WOODSLANE · CRADLEY HEATH · STAFFS, TELEPHONE: CR 59283 (3 lines)
WW-043 FOR FURTHER DETAILS.

Building Hi-Fi?

Put the best into it...
Get the best out of it!

with Partridge TRANSFORMERS



There are no better output transformers for the High Fidelity constructor than the Partridge. They are in fact specified for Mullard and most other leading published circuits.

P5203 for use with the Mullard 5-20 Amplifier. Also available, the TG 1073 for the Mullard 10+10 Stereo. Relevant Data Sheets available on application.

Write now for full details of the range of Hi-Fi Types

PARTRIDGE TRANSFORMERS LTD.
Roebuck Road, Chessington, Surrey. Telephone: Lower Hook 4333/4/5



WW-044 FOR FURTHER DETAILS.




WORLD'S TOP SEMICONDUCTORS now available to everyone at IR SEMICONDUCTOR CENTERS

TRANSISTORS · ZENER DIODES · SILICON CONTROLLED RECTIFIERS · GERMANIUM DIODES · SOLAR CELLS
SILICON RECTIFIERS · SELENIUM STACKS · BRIDGE RECTIFIERS · PHOTO CELLS · INSTRUMENT RECTIFIERS
DUAL DIODES · AUTOMOTIVE RECTIFIERS · MOUNTING ACCESSORIES · PROJECT KITS · MANUALS

Over 100 items available, prepacked and prepriced, many with free instruction manual and project and experiment details. Send to your nearest IR Semiconductor Center for the full illustrated catalogue and price list

De. Lezham: Best Radio Shop, 21 Chutee Rd., Sunderland, Tel.: 7-087 · Kent: B. W. Cursons, 78 Broad St., Canterbury, Tel.: 65442 · Lancashire: P. Kirkland Engineering Ltd., 16-18 Albion St., Manchester, 1, Tel.: GHN 1225 · E.S.C. (Manchester) Ltd., 99A-99B Gilham St., Rushmore Central 2778 · London: Henry's Radio Ltd., 200 Edgware Rd., London, W.2, P.A. 19 1009 G. W. Smith & Co. Ltd., 3 Lisle St., London, W.C.2 · G.V.R. Rent & 5155 · Stereo-Cline Ltd., 162 Holloway Rd., London, N.7 · DOR 8164 · Lasky's (Harrow) Radio Ltd., 42 & 43 Tottenham Court Rd., London, W.1, M16 5026 · MIDDESEX: Osborn Radio Ltd., 140 College Rd., Harrow, HA8 6789 · South Supplies Electrical Ltd., 90 High St., Edgware, RD4 6761 · Northumberland: Allison Bros. & Co., 48 Pridding Chase, Newcastle upon Tyne 1, Tel.: 01629 · Rinkley & Postman Ltd., 109 Peter Street, Newcastle upon Tyne 1, Tel.: 23850 · Scotland: E.S.C. (Manchester) Ltd., 220 Argyll St., Glasgow, City 1158 · F. Brown & Co., 10 George IV Bridge, Edinburgh 1, Gledhillton 2461 · E. M. S. Burgess Electronics Ltd., Stockwell Rd., Glasgow, G.1, Tel.: 2821 · Surrey: Home Radio (Mitcham) Ltd., 57 London Rd., Mitcham, M17 2S22 · Warwickshire: Recticon Electronics, 49 Becont Street, Leamington Spa, T.1: 29230 · Yorkshire: E.S.C. (Manchester) Ltd., 101 Newcast Rd., Millthorpe, Leeds, Tel.: 47656 · W. S.A. (Manchester) Ltd., 1st South Parade, Broad St., 1, Tel.: 25236

Fully displayed and described. Take your pick! ▶



semiconductor center

INTERNATIONAL RECTIFIER CO. (GREAT BRITAIN) LTD., HURST GREEN, OXTED, SURREY. PHONE OXTED 3215. TELEX RECTIFIER OXTED 8879

WW-045 FOR FURTHER DETAILS.

THE AUDIO FIDELITY STEREO-33

A High Fidelity, All Transistor Stereo Amplifier providing 10 watts R.M.S. on each channel

OUTPUT PER CHANNEL

10 watts R.M.S. into 15 ohm load.

15 watts R.M.S. into 3.75 ohm load.

TOTAL HARMONIC DISTORTION

0.1% at 5 watts R.M.S.

0.2% at 10 watts R.M.S.

1,000 c.p.s.

DAMPING FACTOR 20

FREQUENCY RESPONSE

± 1 db. 20-20,000 c.p.s.

HUM AND NOISE

-80 db.

CROSS TALK

-42 db. to -53 db.

MAINS INPUT SELECTION

160-110-120-200-240-220-240 v.

50/60 c.p.s.

SEMI-CONDUCTORS (per channel)

AC107, OC44(3), OC81Z(2), OA5, OC12Z

AD14(2)

INPUT SENSITIVITIES

For 10 watts R.M.S. into 15 ohms

Pick-up Magnetic 3.5 mv. 221 r.p.m.

Pick-up Crystal/Ceramic 490 mv.

Microphone 5 mv.

Tape Head 2 mv.

Aux. (Radio, Tape, Ceramic P.I. etc.) 100 mv.


(Above sensitivities will be doubled when

output load is 3-4 ohms)

BASS CONTROLS

+ 11db to - 16 db. at 40 c.p.s.

Incorporation of the very latest Mullard Transistors has made possible the really outstanding performance figures of this brilliant design. Compare them with other leading makes currently available.



RETAIL PRICE **39** GNS

THE PRE-AMPLIFIER IS A COMPLETELY NEW DESIGN

IT ELIMINATES THE NECESSITY OF MATCHED INPUTS AND COMPLICATED SWITCHING ARRANGEMENTS. IT ALSO PROVIDES CONDITIONS OF MINIMUM NOISE AT HIGHEST SENSITIVITIES.

TREBLE CONTROLS

15 db. to -15 db. at 10 kc/s.

EQUALISATION

Grams to standard R.A.A. characteristic.

Tape Head to standard C.I.R. characteristic.

SIZE 12½ × 4 × 8½ in.

WEIGHT 12½ lb.

FILTER (Steep Cut) 7 kc/s., 11 kc/s., 15 kc/s.

INPUT SELECTOR

224 r.p.m., 78 r.p.m., AUX., Mfc., Tape Head.

INPUT SOCKETS

Magnetic P.U., Crystal/Ceramic Pick-up,

Aux., Tape Head/Phono.

Designed for ease of fitting in cabinets or for free standing use. Tested for satisfactory operation in temperatures of up to 50°C. (120°F).

Built to highest standards employing latest materials and techniques.

PLEASE SEND S.A.E. FOR LEAFLET

EXPORT ENQUIRIES INVITED

Designed and developed by the Audio Fidelity Group of Companies.

Manufactured and Distributed by **LINEAR PRODUCTS LTD.** ELECTRON WORKS, ARMLEY, LEEDS.

WW-046 FOR FURTHER DETAILS.

FREE TO AMBITIOUS ENGINEERS

— THE LATEST EDITION OF ENGINEERING OPPORTUNITIES

Have you sent for your copy? ENGINEERING OPPORTUNITIES is a highly informative 156-page guide to the best paid engineering posts. It tells you how you can quickly prepare at home for a recognised engineering qualification and outlines a wonderful range of modern Home Study Courses in all branches of Engineering. This unique book also gives full details of the Practical Radio & Electronics Courses, administered by our Specialist Electronics Training Division—the B.I.E.T. School of Electronics, explains the benefits of our Employment Dept. and shows you how to qualify for five years' promotion in one year.

SATISFACTION OR REFUND OF FEE

Whatever your age or experience, you cannot afford to miss reading this famous book. If you are earning less than £30 a week, send for your copy of "ENGINEERING OPPORTUNITIES" today.—J.R.H.

BRITISH INSTITUTE OF ENGINEERING TECHNOLOGY
(Dept. 303B), 29 Wright's Lane, London, W.8

WHICH IS YOUR PET SUBJECT?

Mechanical Eng.,
Electrical Eng.,
Civil Engineering,
Radio Engineering,
Automobile Eng.,
Aeronautical Eng.,
Production Eng.,
Building, Plastics,
Drafting/Mechanics,
Television, etc.

GET SOME LETTERS AFTER YOUR NAME!

A.M.I. Mech. E.
A.M.I.E.E.
A.M.I. Prod. E.
A.M.J.M.I.
A.I.D.S.
B.Sc.
A.M.I.E.R.E.
City & Guilds
Gen. Cert. of Education
Etc., etc.

PRACTICAL EQUIPMENT

Basic Practical and Theoretic Courses for beginners in Radio, T.V., Electronics, Etc., A.M.I.E.R.E. City & Guilds Radio Amateurs' Exam. R.T.E.B. Certificate P.M.G. Certificate Practical Radio Radio & Television Servicing Practical Electronics Electronics Engineering Automation

INCLUDING TOOLS!

The specialist Electronics Division of B.I.E.T. NOW offers you a real laboratory training at home with practical equipment. Ask for details.

B.I.E.T. SCHOOL OF ELECTRONICS



POST COUPON NOW!

Please send me your FREE 156-page "ENGINEERING OPPORTUNITIES" (Write if you prefer not to cut page)

NAME


ADDRESS

SUBJECT OR EXAM THAT INTERESTS ME

THE B.I.E.T. IS THE LEADING ORGANISATION OF ITS KIND IN THE WORLD

WW-047 FOR FURTHER DETAILS.

RACAL Digital counters combine versatility with economy




SA.550 N.A.T.O. Codification 6625-99-971:8519

Racal SA.550 100 Mc/s Digital Frequency Meter

Direct Frequency Measurements from signal levels as low as 100 mV are possible without tuning or interpolation. Measurement capability can be extended by the use of the active probe unit type SA.544.

- All Solid-State Design
- 8 Digit Inline Display
- 0-55°C. operating Ambient
- D.C. Logic Switching
- Digital Printout Facilities
- Internal or External Standard

The SA.540 Universal Counter Timer illustrated below is for time, period and frequency measurement up to 11 Mc/s.



SA.540


RACAL

Write for fuller details to:
Racal Instruments Ltd.,
Dukes Ride, Crowthorne, Berks.
Tel: Crowthorne 2272/3 and
Telex 84166


RU64

Bullers CERAMICS


for the **ELECTRONIC INDUSTRY**
(and Electrical Appliance Manufacture)



Frequelex—for high-frequency insulation.



Refractories for high-temperature insulation.



Bullers porcelain for general insulation purposes.

Meticulous care in manufacture, high quality material, with particular attention applied to *dimensional precision and accuracy*, explain the efficiency and ease of assembly when using Bullers die pressed products. Write today for detailed particulars.

BULLERS LIMITED

Milton, Stoke-on-Trent, Staffs.
Phone: Stoke-on-Trent, 54321 (5 lines)
Telegrams & Cables: Bullers, Stoke-on-Trent
London Office: 6 Laurence Pountney Hill, E.C.4
Phone: MANsion House 9971

WW—049 FOR FURTHER DETAILS.

NEW Mark V professional STUDIO RECORDERS by LEEVERS-RICH



Comprehensive Specifications Very Competitive Prices!

The special feature of the new Mark V series of studio recorders is the open head block for ease of editing. Special screening ensures an excellent signal/noise ratio, whilst the amplifiers have a bandwidth well above the latest standards of magnetic tape available.

Ease of maintenance, which has always been a feature of Leavers-Rich equipment, is now better than ever.

Other features of the new Mark V include:—

- * PARALLEL SYNCHRONISED PLAY-OFF
- * 4-TRACK VERSIONS
 - for master recordings on $\frac{1}{2}$ " or 1" tape
- * MULTI-TRACK VERSIONS
 - for monitoring applications with up to 16 tracks on 1" tape
- * SYNCHRONISED SYSTEMS
 - for multiple tape copying

PRICES

range from £640 for $\frac{1}{2}$ " recorders ('E' series) to 4-channel recorders at £1,205 ('H' series)

Also available—Six band audio equalisers (Model 46X) and a complete range of magnetic tape bulk erasers.

WRITE TODAY for full technical information, specifications and quotations to meet YOUR special requirements.

LEEVERS-RICH EQUIPMENT LTD
319 Trinity Road - London SW18 - VANdyke 9054

LEEVERS-RICH

WW—050 FOR FURTHER DETAILS.

PROBLEMS



SHOCK LOADS



TRANSMISSION



TROUBLE

VIBRATION



OSCILLATION



FRUSTRATION



ANSWERS



MOUNTINGS



COUPLINGS



BEARINGS



LINK ASSEMBLIES

SILENTBLOC



SILENTBLOC LIMITED · MANOR ROYAL · CRAWLEY · SUSSEX

Telephone: Crawley 27733 Telegrams: Silentbloc Crawley Telex: 87177

Silentbloc products are also manufactured by Silentbloc (Australia) Pty. Ltd., Melbourne

Broadway/5507

Andre Rubber Co. Ltd. is another Silentbloc Company

WW-051 FOR FURTHER DETAILS



TEXAS INSTRUMENTS

PNP SILICON ALLOY TRANSISTORS

TYPES	BV_{CEO}	H_{FE}	PRICE (IN 100's)
2S321-2S301	-80v	10-45	6/1 FOR LARGER
2S322-2S302	-40v	15-60	5/5 QUANTITIES
2S323-2S303	-25v	25-85	9/3 ASK FOR A
2S324-2S304	-15v	45-150	13/6 QUOTATION

QUARNDON ELECTRONICS LTD

SLACK LANE, DERBY

TELEPHONE 46695

TELEX 37163

WW-052 FOR FURTHER DETAILS.




ELECTRONIC
ENGINEERS
and TECHNICAL OFFICERS

to play a vital role in the

PROGRESS OF SPACE ELECTRONICS IN AUSTRALIA

New stations are to be established and new equipment is to be installed at existing stations. As it becomes necessary to augment our tracking station staff many attractive opportunities will be available for professional and sub-professional men.



LOCATIONS:

Toowoomba, Queensland; Carnarvon, Western Australia.

QUALIFICATIONS:

Degree of Diploma for Engineering positions and Certificate or equivalent for Technical Officers.

EXPERIENCE:

Sound experience in at least one of the following fields:—

Solid State Devices; Telemetry Micro Waves; Logic Circuitry Radar; Digital Computers; R.F.; Communications; Servo Mechanisms.

SALARIES:

Basic salaries range from \$43,400 to \$46,400 for Professional Engineers and from \$42,600 to \$44,500 for Technical Officers (Decimal currency from 14th February, 1966. £1 = \$2).

ALLOWANCES:

Attractive allowances covering travelling time, area allowances and tax concessions, extra duty payments, etc.

ACCOMMODATION:

Single accommodation will be arranged at moderate rates. Pleasant bungalow type houses with subsidised rents

arranged for married applicants. Modern flats also available if desired.

INTERVIEWS:

A Superintending Engineer from the Project will be in the U.K. to conduct interviews early in March, 1966.

APPLICATIONS:

Please apply in writing to

**MANAGER
AMALGAMATED WIRELESS
(AUSTRALASIA) LIMITED**
General Buildings,
99 ALDWYCH, LONDON, WC2.

WW-053 FOR FURTHER DETAILS.

WHITELEY

CABINETS FOR HI-FI REPRODUCTION

THE NEW SLIMLINE LC.92

• **SLIM CABINET**



only 6" deep. Height 29". Width 24".

• **A 9", 15 OHMS DRIVE UNIT**
with graded cone and extended treble response.

• **ACOUSTIC LABYRINTH CABINET**
gives balanced response throughout the audio spectrum.

• **CLEAN DESIGN**

Walnut cabinet with satin melamine finish. Weight 25½ lbs.



THORESBY BASS REFLEX CONSOLE CABINET (C15)



This cabinet is designed for Stentorian 8" or 10" Loudspeakers and there is also provision for fitting tweeter unit if desired. Size: Height 31" x Width 19½" x Depth 18". Mahogany (C15) Walnut (C15A)

THORESBY HI-FI EQUIPMENT CONSOLE (C16)

This takes most makes of tape-deck or record player, amplifiers, pre-amplifier control unit and radio tuner. Size: Height 31" x Width 19½" x Depth 18". Mahogany (C16) Walnut (C16A)

THORESBY BASS REFLEX CORNER CONSOLE (C14)

Specially designed to utilise the natural acoustic properties of walls, it is ideally suitable for use where space-saving is a consideration. It is sturdily constructed to take every advantage of Stentorian 8" or 10" units, with provision for tweeter unit. Size: Height 31" x Width 19½" x Depth 17". Mahogany (C14) Walnut (C14A)



THORESBY SLIM LINE CABINET (C17)

This enclosure has been designed to accommodate any of the Stentorian range of 8" or 10" units. Provision is made for the addition of either pressure or cone type tweeter and a crossover may be used. The cabinet is substantially constructed and acoustically proportioned to give a balanced reproduction with the chosen units. Size: Height 31" x Width 20" x Depth 9½". Mahogany (C17) Walnut (C17A)

Ask your dealer for further details of the full range of Whiteley High Fidelity cabinets, or write to address below.



WHITELEY ELECTRICAL RADIO COMPANY LTD MANSFIELD NOTTS

Telephone: Mansfield 1762/5

London Office: 109 Kingsway, W.C.2

SOUND

FOR SIXTY SIX

New Living-New Listening

THE INTERNATIONAL

AUDIO

Festival & Fair

April 14-17. 11a.m.-9 p.m.

Over the weekend—in the heart of the West End—under one roof the finest reproduction equipment from all over the world demonstrated by carefully chosen manufacturers who have been invited to exhibit.

Musicians, Technicians, Professionals, Amateurs—there is something new in Sound you will hear when you visit the 1966 Audio Show, the acknowledged top Exhibition of all, in this field.

Continuous demonstrations of Pickups, Microphones, Styli, Turntables, Amplifiers, Speakers, Tape, Tape Recorders and many accessories.

HOTEL RUSSELL

Russell Square, London, W.C.1.

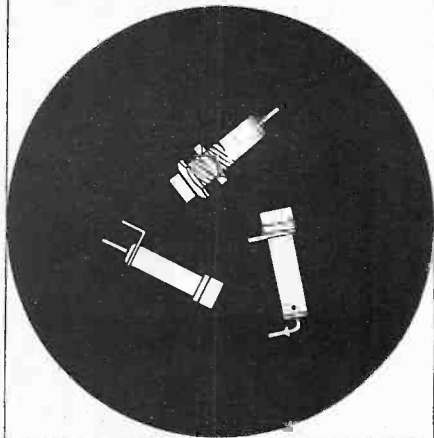
To obtain complimentary Tickets

Just ask at your nearest Audio, Record, Radio or Music Shop, or write direct (enclosing stamped and addressed envelope) to:

AUDIO HOUSE, 42 MANCHESTER ST., LONDON, W.1

Nowhere else will you hear or see such a comprehensive Audio Exhibition.
WW—055 FOR FURTHER DETAILS.

MINIATURE P.T.F.E. TUBULAR CAPACITORS



A miniature tubular capacitor of novel design utilising P.T.F.E. as the dielectric medium. Available in three types for mounting vertically on printed circuit board, horizontally on printed circuit board and for chassis mounting. In ranges up to 16 pF.

Write for technical details of Oxley Products



Longlasting Precision


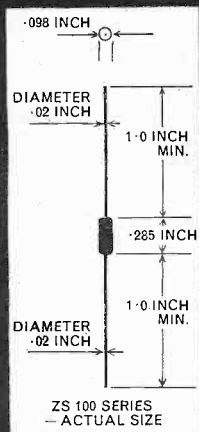
OXLEY

DEVELOPMENTS
COMPANY LIMITED

ULVERSTON
LANCASHIRE, ENGLAND
TELEPHONE: ULVERSTON 2667
CABLES: OXLEY ULVERSTON

WW—056 FOR FURTHER DETAILS.

ONLY FERRANTI ZS100 SERIES SILICON DIODES HAVE ALL THESE FEATURES



- A** SPECIAL INERT ATMOSPHERE — HIGH VOLTAGE STABILITY
B INTIMATE METAL TO METAL CONTACT — HIGH SURGE RATING
C METAL BUFFER PAD — REDUCED JUNCTION TEMPERATURE
D GLASS HERMETIC SEAL — LONG TERM ENVIRONMENTAL STABILITY
E ULTRA CLEAN SILICON DICE — POST ETCHED OUTSIDE PACKAGE

FERRANTI
First into the Future

OTHER SPECIAL FEATURES :

* QUALIFICATION APPROVAL

200, 400, 600 and 800 volt versions available to K1007 issue 3 under CV7045, CV7013, CV7046 and CV7356 respectively.

* DYNAMIC TESTING

Reverse characteristics measurement coincident with full forward current being applied.

* INITIAL LIFE TEST

Each device is run at maximum ratings for 48 hours to eliminate potential failure.

TYPE NO. (BRITISH SERVICES QA No.)	ZS100	ZS101	ZS102 CV7045	ZS104 CV7013	ZS106 CV7046	ZS108 CV7256
PEAK INVERSE VOLTAGE VOLTS	50	100	200	400	600	800
MAX. MEAN RECT. CURRENT @ 25°C mA	400	400	400	400	400	400
MAX. MEAN RECT. CURRENT @ 150°C mA	150	150	150	150	150	150
MAX. REVERSE LEAKAGE CURRENT @ 25°C μA	0.2	0.2	0.2	0.2	0.2	0.2
MAX. OPERATING & STORAGE TEMP. RANGE	-55 to +175°C ALL TYPES					

FERRANTI LTD-GEM MILL-CHADDERTON-OLDHAM-LANCS.Tel: (061) MAIn 6561
 London Office: Tel: VICToria 6611

FE 248

WV—657 FOR FURTHER DETAILS.

RUSTRAK MINIATURE RECORDERS engineered for years of rugged service

All over the world you can see Rustrak recorders mounted on the cross-arms of telegraph poles, gathering dependable data day and night, winter and summer.

Because Rustrak recorders use pressure sensitive paper they maintain optimum accuracy in temperatures from sub-zero to 160°F., from sea level to 100,000 ft. and under conditions of high humidity.

In spite of low costs Rustrak recorders are precision instruments housed in rugged die cast aluminium cases. Motor drive mechanism, galvanometer and writing system all give years of faithful service under extremely tough conditions.

Other important features include:
NO INK. Smooth, high resolution traces

are produced without ink, heated stylus or voltage sensitive paper.

11 SPEEDS WITH ONE MOTOR. With one drive motor 11 different chart speeds are available by means of rapidly interchangeable gearboxes. **99 CHART SPEEDS.** From 1/8" to 450" per hour on all analogue (galvanometer) recorders.

LARGE CHART CAPACITY. At 1" per hour a standard chart roll lasts a full month.

AC, DC OR BATTERY DRIVE. Chart drive powered by AC synchronous motors of any standard voltage. DC motors which consume only milliwatts of power, or by rechargeable batteries.

RANGES. Models available to record AC and DC current and voltage and temperature.



REROLL OR TEAR-OFF. The chart is re-rolled inside the unit or in the tear-off type it feeds out of the recorder and may be torn off as required.

EXPERT ADVICE. Our representatives will be glad to advise you on any application.

LOW COST. Prices from £53 — portable units or for panel mounting.

Write or phone for catalogue

rustrak

WEST Instrument Limited

A Division of
GILTON INDUSTRIES (BRITAIN) LTD
The Hyde-Brighton 7 Sussex-England
Tel: Brighton 68271 - Telex: 87171

WW—08 FOR FURTHER DETAILS.

M. R. SUPPLIES, Ltd.

(Established 1935)

Universally recognized as suppliers of UP-TO-DATE MATERIAL which demands the job promptly, instant delivery, stock-to-stock assured. Prices vary.

MINIATURE RUNNING TIME METERS (500 series). We have great demands for this remarkable unit and can now supply immediately from stock. 200/250 v. DC, synchronous. Counting up to 8,000 hours, with 1/100th indicator. Only 1 1/2" square, with synchronous dial, depth 2 1/2". Many industrial and domestic applications to indicate the running time of any electrical appliance—easy to install. 60° (now 100°).

SMALL GEARED MOTORS. In addition to our well-known name (List GW 264), we offer smaller open type B.P. units. 200/250 v. A.C. 1 & 12. 24. 60 r.p.m. approx. dia. inch, with 1/4" shaft projection. Suitable for display work and many industrial uses. Only 88/0 (dia. 2 1/2").

SYNCHRONOUS TIME SWITCHES. (Our very popular specialty.) 200/250 v. 50 c. for accurate preset switching operation. Synchronous 25/251, providing up to 24 on/off operations per 24 hours at any chosen time, with day-outlining device (also optional). Capacity 20-amps. Compactly built, dia. 2 1/2", depth 2 1/2". With full instructions. £15/10 (only 3/6). Also same make, same duty. Domestic Model fitted with 12-hour time for easy installation, portable. £24/0 (only 2/6). Other ratings of Time Switches available for special requirements—please enquire.

MINIATURE COOLING FANS. 200/250 v. A.C. With open type induction motor (see interference). Overhaul dia. 2 1/4", x 2 1/4". Fitted with metal mesh fan. Ideal for projector lamp cooling, vacuum heaters, light duty extractors, etc. still only 28/0 (dia. 2 1/4").

MINIATURE VARIABLE TRANSFORMERS (110/0 type). Removable and very reliable after team stock. Open 1 1/2" panel mount, only 2 1/4" dia. Input 200/250 v. Output 0/250 v. 6.3 amp. continuous. £3/18 (dia. 2 1/4").

AIR BLOWERS. Highly efficient units rated induction totally enclosed motor 200/250 v. 50 c. 1 ph. Model 81/28. 80 CFM free air to 11.5 CFM at 15 W.G. (dia approx. 5 1/2"). The dial is square. £8/10 (dia. 6 1/2"). Model 80/27. 150 CFM free air to 5.5 W.G. (dia. 6 1/2"). Model 81/29. 100 CFM free air to 11.5 W.G. (dia. 6 1/2"). Model 80/28. 200 CFM free air to 12.5 W.G. at 1 1/2" dia. 1 1/2" x 3 1/2" dia. dia. only. £13/17 (dia. 6 1/2").

COMPLETE LEWIS MACHINE MOTOR OUTLINE. Six series for ultimate-cap pulse 200/250 v. A.C. 1/2 ph. Fitted latest noise 2 V. suppression. Compulsory motor with 1/4" dia. motor, fan mounted and switch, needed with motor, with size and instructions for easy fitting in ANY machine. The complete unit. £8/18 (dia. 2 1/4").

EXTRACTOR FANS. Final offer of this very popular and efficient model complete with condenser and fusible element. Various motor loadings only 4 1/2" dia. Easily mounted in small window pane. Silent induction motor. 200/250 v. A.C. the interference-free. £11/2. Instructions with each. Only 60 g each (except 3 1/2"). We also supply our 8in. £11/2. Instructions with each. £12/6 (except 3 1/2"). These include set and supplied with oil-free wiring. Details on request.

SYNCHRONOUS TIMER MOTORS (500 series). 200/250 v. 50 c. Self-starting dia. dia. x 1 1/4" dia. Clocks of following speeds 1 p.m., 12 p.m., 1 p.m., 1 p.m., 12 hrs., 1 hr. per day. Any one 30 g (dia. 1 1/4"). Also high-torque model (G.C.E.) 2 1/4" x 2 1/4" x 2 1/4". £7/6 (dia. 1 1/4").

IMMEDIATE DELIVERY of Sussex Centrifugal Pumps. Including stainless steel (unit model). Please Variable Transformer call model 264.

M. R. SUPPLIES, Ltd. 68 New Oxford Street, London, W.C1

(Telephone: MUSEum 2758)

HOWELL'S TRANSFORMERS

MINISTRY OF AVIATION APPROVED INSPECTION.

TRANSFORMERS

STANDARD RANGE OR TO YOUR DESIGN
TOROIDAL — 'C' CORE — PULSE — MATRIX

CHASSIS — CABINETS & PRECISION METALWORK
ELECTRONIC ASSEMBLY

HOWELL'S RADIO LTD.

MULBERRY STREET, MANCHESTER, 15

MOSS SIDE 2000-2434

WW—09 FOR FURTHER DETAILS.

THE VARIAC variable transformer is the most useful and versatile device ever developed for the control of a.c. voltage, or of current, power, heat, light, speed. It provides smooth continuous adjustment of output voltage from zero to line voltage and above, either hand-operated or motor-driven.

Only Variac has Duratrak* — a patented track surface giving longer life, increased overload and surge capacity and maximum economy in maintenance.

There are over 600 Variac models and assemblies to suit virtually every possible requirement, ranging from small units for laboratory or instrument use to large ganged assemblies for high power 3-phase operation. The range includes low-voltage, high-frequency, dual-output and narrow-range types, open, covered, portable, metalclad and oil-immersed constructions, plus many special models. This is the largest range of variable transformers available today.

The technical superiority and dependability of Variac are the result of over 30 years of development and refinement since the introduction of the first Variac models — the original variable transformers.

* Variac and Duratrak are registered trade marks

Variacs are made in England by The Zenith Electric Co. Ltd. London, and exclusively distributed in the U.K., Eire and British Colonies by Claude Lyons Ltd.


Variac

variable transformers

—over 600 models
to suit every possible
requirement



A.S.E.E.
Exhibition
STAND
M 15



Write for comprehensive catalogue to Publicity Department, Hoddesdon

CLAUDE LYONS LTD

Valley Works, Hoddesdon, Herts
76 Old Hall Street, Liverpool 3

Hoddesdon 4541 Telex 22724
MARitime 1761 Telex 62181

WV—060 FOR FURTHER DETAILS.

614

minitest IS PROVING ITSELF EVERYWHERE



Small instrument... fits in the pocket... tip-top performance. It's the Salford Minitest, a highly sensitive test meter for the measurement of A.C. and D.C. volts, current and resistance. Wherever there's a resistance job to do — you can rely on the Minitest. The clarity of the scale is exceptional and the knife edge pointer ensures accurate reading. Housed in a tough Melamine cover, the movement is built into a pressed steel case which effectively screens it from external magnetic fields.



MINITEST	D.C. Amps	D.C. Volts	A.C. Volts
Dhms	0 - 1 Amp.	0 - 1,000	0 - 1,000
	0 - 100 mA.	0 - 250	0 - 250
0 - 1,000	0 - 10 mA.	0 - 100	0 - 100
0 - 200,000	0 - 1 mA.	0 - 25	0 - 25
0 - 20 Megohms	0 - 50 μ A.	0 - 10	0 - 10
		0 - 2.5	0 - 2.5

TRADE PRICE ONLY £7-17-6
(with leather case £8-12-6)

All ranges are selected by a single twelve-position rotary switch. A separate slide switch is provided to change over from A.C. to D.C. ranges.

At your finger-tips with the Minitest:-

- * D.C. sensitivity 20,000 ohms per volt
- * A.C. sensitivity 2,000 ohms per volt
- * D.C. accuracy — 2½% F.S.D.
- * A.C. accuracy — 2½% F.S.D.
- * A.C. accuracy maintained up to 20 kc/s
- * Additional decimal scale
- * Small size 5½" x 3½" x 2½"
- * Weight 18 ozs. * 20 ranges.

SEI

Leaflet on request

S&C

SALFORD ELECTRICAL INSTRUMENTS LIMITED
Fees Works, Boston Lane, Eccles, Lancs. Tel: ECCLES 5081, Telex 66711
Lancaster Sales Office: Broad Green, Haslemere, Surrey. Tel: REVERE 4384
A Subsidiary of THE GENERAL ELECTRIC COMPANY LTD OF ENGLAND



Eddystone SLOW MOTION DIALS

Catalogue No. 598 epicyclic dial

This full vision dial incorporates an epicyclic, ball-bearing drive mechanism of improved design

and giving a reduction ratio of approximately 10 to 1. The movement is smooth and free from backlash. Dial escutcheon measures 6" long by 4½" wide, finished ripple black. Four lines are provided on the semi-circular scale for individual calibrations, the outer line being marked from 0 to 100 over 180°. Supplied complete with black instrument knob 2½" diameter.



Catalogue No. 898 gear driven dial

A high grade assembly for precision instrument applications. Gear driven, flywheel-loaded mechanism, with a reduction ratio of 110 to 1, giving smooth, positive control.

instrument knob. Complete with fixing screws and mounting template.

Pointer travel is 7°. A circular vernier scale, marked 0 to 100, is read in conjunction with the lowest line on the main scale, which has five lines for individual calibration. Overall dimensions 3½" by 5½". Diecast escutcheon finished glossy black to match 2½" diameter




Eddystone Radio Limited

Eddystone Works, Alvechurch Road, Birmingham 31
Telephone Priority 2331 Cables Eddystone Birmingham Telex 33708

WW-062 FOR FURTHER DETAILS.

LTD/ED 8

Erecto stores everything better



Erecto Slotted Angle solves your storage problems - economical in the space it uses; ingenious in the space it gives you. Erecto components and many accessories are available locally with free design service, and erection at moderate charges, if you wish. Ask your local Erecto supplier - or write for literature and name of nearest stockist to Erecto Slotted Angle Co. Newport Road, Hayes, Middlesex (HAYes 6581).



and it's available locally

WW-061 FOR FURTHER DETAILS.

WW-063 FOR FURTHER DETAILS.

*this is all the
space you need to
mount the*
**THORN 3-COLOUR
INDICATOR**



This very compact unit has an overall length of approximately 2.230" and an outside diameter of approximately .812". It can be installed into a single panel hole measuring only 19/32" using a simple fixing ring and lock nut, both of which are supplied. This makes it suitable for a variety of signalling applications where space is at a premium. The Thorn Three Colour Indicator contains three internal coloured filters optically positioned to project the selected colour through an external front lens. Both lens and filters are of glass, not plastic, and there is, therefore, no discoloration.

The unit is designed for use with a variety of Atlas Midget Panel Lamps (6, 12 or 28V) and is supplied with either a black anodised or bright chrome front nut, and solder or screw terminals. The standard filter colours are red, orange and green.

Please write for full details to:

Thorn Special Products Ltd



Great Cambridge Road, Enfield, Middlesex
(Howard 2477)

A member of the Thorn Electrical Industries Ltd
group of companies.

**YOU CAN
NOW BUY THE
WORLD'S FINEST
SPEAKER VALUE
DIRECT FROM**

R&A

The 700 Mark V Range

Specially designed to provide outstanding range, smoothness and uniformity of frequency response with freedom from self generated forms of distortion up to levels more than adequate for domestic listening. The speakers in this range all have a highly developed dual radiating system with optimum termination of both cones — voice coil impedance 15 ohms.



Power handling capacity in appropriate enclosures —

780 Mk. V 8 in. 6 watts r.m.s. 12 watts peak.	Price £3 . 18 . 6 (inc. 10/6 P.T. and P. & P.)
7100 Mk. V 10 in. 8 watts r.m.s. 15 watts peak.	Price £4 . 13 . 0 (inc. 12/6 P.T. and P. & P.)
7120 Mk. V 12 in. 10 watts r.m.s. 18 watts peak.	Price £4 . 18 . 6 (No P.T. but inc. P. & P.)

R&A

Send for full technical data sheet with suggestions for enclosures to:

REPRODUCERS AND AMPLIFIERS LTD.
Frederick Street, Wolverhampton England

LOUD SPEAKER MANUFACTURERS TO THE
RADIO INDUSTRY SINCE 1930

WW—065 FOR FURTHER DETAILS.

'SERCEL'



DIOTESTOR

The DIOTESTOR simplifies production line checks by detecting faulty diodes and transistors when still in circuit.

BRITEC LIMITED

17, Charing Cross Rd., London WC2 — Whitehall 3070

WW—066 FOR FURTHER DETAILS.

VARIABLE D.C. POWER UNIT WITH ACCUMULATOR PERFORMANCE FROM A.C. MAINS

EFFECTIVE
RESISTANCE
LESS THAN
1 ohm.



TYPE
250VRU/30/20
250VRU/60/10
PRICE
£131-5-0

FEATURES

0-30 VOLTS Variable up to 20 AMPS.
0-60 VOLTS Variable up to 10 AMPS also available.
RIPPLE CONTENT negligible. IMPEDANCE and REGULATION equivalent to accumulator performance. SILICON RECTIFIERS. Inadvertent "SHORT" protection. OVERLOAD CAPACITY 200% for short periods.

APPLICATIONS

Operating and Servicing transistorised equipment. 12v. Mobile radio/cel. operation. D.C. Motors, relays, industrial power, etc., from any point of A.C. WITHOUT THE USE OF ACCUMULATORS.

12v. or 24v. FIXED OUTPUTS up to 24 Amps also available. AVOID THE EXTRA EXPENSE OF SUPER REGULATION YOU MAY NEVER NEED. Prices £14-16-0 to £131-5-0.

Valradio

LIMITED

Please write to department C. 3b.
for current literature.

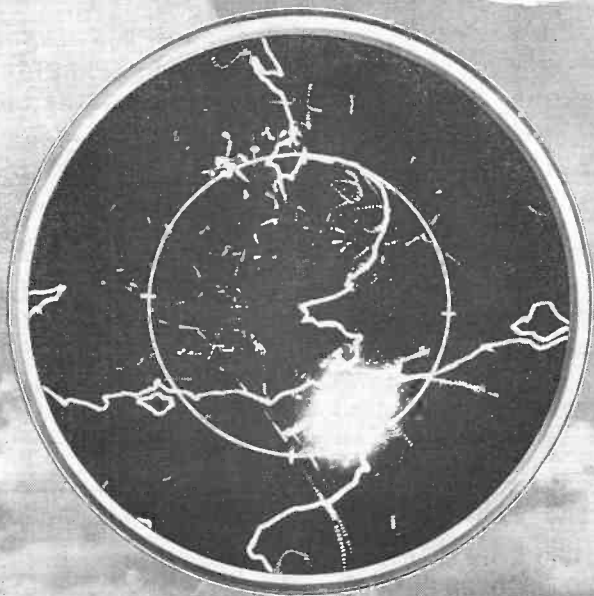
BROWELLS LANE,
FELTHAM, MIDD.X.
ENGLAND

Tel.: FEL 4837-4242

VALRADIO and STEREOSONOSCOPE are the registered trade marks of VALRADIO LTD.

WW—067 FOR FURTHER DETAILS.

E712A display tube 25 cm radar 4 scans per minute. Radius of marker circle — 80 nautical miles. Moderately heavy 'rain clutter' not spreading.



Brightness has a diameter of 11 inches

*FOR BROAD-DAYLIGHT VIEWING OF RADAR DISPLAYS—
THE EEV HIGH BRIGHTNESS STORAGE TUBE E712A*




Adding a new dimension to bright radar displays, the English Electric high brightness 11-inch diameter direct-view storage tube, type E712A, gives a brightness 100 times greater than that available from normal long persistence cathode ray tubes. When used in Air Traffic Control and the majority of other radar display applications, the outstandingly significant increase in brightness of the E712A permits the operator to observe a large area display in broad-daylight, unencumbered by the previously necessary viewing hood. Even with direct sunlight shining upon the face-plate full intelligence can still be attained through the use of a simple light filter.

Full information on the E712A and other high brightness storage tubes, together with CRTs of conventional design, is available on request.

ENGLISH ELECTRIC VALVE CO LTD CHELMSFORD ENGLAND
Telephone: Chelmsford 3491, Ex 262, Telex 39103 | AGENTS THROUGHOUT THE WORLD

EEV

TRANSIPACK®



FOR USE AS 'FIELD' MAINS SUPPLY OR
STAND-BY POWER UNIT



**INDUSTRIAL
INSTRUMENTS
LIMITED**

STANLEY ROAD, BROMLEY, KENT

THYRISTOR STATIC INVERTERS AND FREQUENCY CHANGERS

DESIGNED TO START AND RUN MOTORS
(Try it on your electric drill!)

IDEAL FOR PROFESSIONAL TAPE RECORDING MACHINES

★ 1% OR BETTER FREQUENCY
STAB. AS STANDARD

★ SINUSOIDAL WAVEFORM

★ INPUT & SHORT-CIRCUIT
PROTECTION

★ FREQUENCIES: 50, 60, 400
(VARIABLE IN SQUARE
WAVE VERSION)

★ THYRISTOR SWITCHING
ELEMENTS

TYPICAL PRICES

100 VA £85

200 VA £130
EX STOCK

300 VA £169
EX STOCK

600 VA £355

1 KVA £420

UP TO 20 KVA

Telephone: RAV 9212/3

Telegraphic Address: Transipack Bromley

WW-069 FOR FURTHER DETAILS.

TELEPRINTERS · PERFORATORS REPERFORATORS · TAPEREADERS EDITING & REPRODUCING SETS

Cables: Int. No. 2 Mercury/Pegasus, Elliot 800
Library and special purpose Cables.



2.5-6.7-8 TRACK AND
MULTIWIRED EQUIPMENT



TELEGRAPH AUTOMATION AND COMPUTER PERIPHERAL ACCESSORIES

Picture Telegraph, Desk-Fax, Morse Equipment;
Pen Recorder, Switchboards; Convertors and Stabilised
Rectifiers; Tape Holders, Pullers and Rewinders;
Governed, Synchronous and Phonic Motors; Tele-
printer Tables and Cabinets; Silence Covers; Distor-
tion and Relay Testers; Send/Receive Low and High
Pass Filters; Teleprinter, Morse, Teletypes Paper,
Tape and Ribbons; Pola-
rised and specialised relays
and Bases; Terminal V.F.
and F.M. Equipment;
Telephone Carriers and
Repeaters; Multiplex
Transmitters; Diversity,
Transformers and Suppressors; Racks and Consoles;
Plugs, Sockets, Key Push Miniature and other Switches;
Cords, Wires, Cables and Switchboard Accessories;
Teleprinter Tools; Stroboscopes and Electronic Forks,
Cold Cathode Matrices; Test Equipment; Oscilloscopes;
Miscellaneous Accessories and Spares.



Frequency Shift, Keying Equipment; Line Mains
Transformers and Suppressors; Racks and Consoles;
Plugs, Sockets, Key Push Miniature and other Switches;
Cords, Wires, Cables and Switchboard Accessories;
Teleprinter Tools; Stroboscopes and Electronic Forks,
Cold Cathode Matrices; Test Equipment; Oscilloscopes;
Miscellaneous Accessories and Spares.

W. BATEY & COMPANY

Gailey Works, Akeman Street, Tring, Herts.

Tel.: Tring 3476 (3 Lines) Cables: BAHNO TRING

WW-070 FOR FURTHER DETAILS.

EDDYSTONE COMMUNICATION RECEIVERS

For the professional or Amateur user who likes the Best.



840C
£66

Communication receiver of a moderate price. MANUFACTURING STANDARDS
OF THE HIGHEST ORDER. USA values Superheterodyne circuit.
RANGE: 1 1.2-30 Mc/s Range 2 3.5-12.9 Mc/s Range 3 1.2-25 Mc/s
Range 4 3.5-12.9 Mc/s Range 5 400-1,120 Kc/s
Range 6 3.5-12.9 Mc/s
Range 7 and 8 include the International Distress Frequencies.

HIRE PURCHASE TERMS

Model No.	Cash Price	Deposit	12 Monthly Payments	Total H.P. Price over 12 months
EC10	£58	£8	£5 10/-	£65
EB55	£50/7/6	£9	£4 10/-	£63
EB80	£60	£10	£4 16/8	£70
840	£120	£20	£7 10/4	£141
EA12	£180	£30	£13 17/9	£210/13/-

CASH PRICE ONLY CHARGED IF PAID WITHIN 6 MONTHS
CONFIDENTIAL TERMS. YOU DEAL SOLELY WITH H.P. RADIO.
Carriage added per invoice form. SATISFACTION GUARANTEED.



Telephone: AINTREE 1445

SEND FOR LITERATURE TO

The Eddystone

Specialists

SERVICES LTD.

49/51 COUNTY ROAD
LIVERPOOL, 4

ESTAB. 1935

WW-071 FOR FURTHER DETAILS.

CERAMICS

IS OUR BUSINESS

USING THEM IS YOURS

LET'S GET TOGETHER

Our extensive Research and Design laboratories are continuously and successfully engaged in developing new products and improved designs. If you would like to keep abreast of these exciting advances then please ask for our factually

informative literature. We will also be delighted to supply you with samples for testing, and our technical representatives are always on call to discuss your problems with you in detail.



Hilose alumina ceramics



Low Loss Ceramics



Metallised Ceramics



Hermetic Seals



LT Insulators



Ceramic Dielectric Materials



Thread Guides



Refractories and Foundry Products

If you are interested in any of the above, don't hesitate to write or telephone.

 **Morgan**

STEATITE AND PORCELAIN PRODUCTS LIMITED


Stourport-on-Severn, Worcestershire. Telephone: Stourport 2271

stop rumble at source without impairing bass response

... with the Decca Deram Anti-Rumble Integrated pick-up. This pick-up uses the superb Decca Deram ceramic cartridge (with the latest high compliance diamond stylus, of course) and the arm has been integrally designed with this cartridge so as to achieve a mechanical filtering of rumble frequencies at the point of excitation. Rumble is thus filtered before ever it reaches the amplifier, while wanted bass frequencies which go direct to the amplifier are unimpaired. The same mechanical filtering properties are built into the pick-up on the Deccadec and the Decca DD/1 turntable unit.

Hi-Fi News wrote of the ARI pick-up 'The anti-rumble system functions very well... I consider this design has far-reaching importance.' And *The Gramophone* wrote '... a distinct success in the achievement of its objective.'

As a further refinement, the type 'A' Decca magnetic bias compensator, providing precise neutralisation of the forces which draw a pick-up towards the centre of a rotating record, is suitable for use with the Anti-Rumble Integrated pick-up. For full details of both products, please write to Decca Special Products.



DECCA

Decca, Deram and Deccadec are registered trademarks of the Decca Group

Decca Deram ARI pick-up complete 11 gns.
Decca magnetic bias compensator type 'A' 1 gn.

WW-073 FOR FURTHER DETAILS

ORCHARD & IND LIMITED
PRESENT A SELECTION OF

Loose Leaf Binders

Write for New Catalogue to:

Head Office:
NORTHGATE · GLOUCESTER
TELEPHONE: (0012) 22111 (5 LINES)
TELEX: GLOUCESTER 43192

WW-074 FOR FURTHER DETAILS.

ROTARY SWITCHES FOR THE HOME CONSTRUCTOR

Writers of constructional articles for *Wireless World* are reminded that readers often have difficulty in obtaining rotary switches of special type and contact arrangements. Consult us before deciding upon the switches you incorporate in your designs and be assured that a switch to any desired specification will then be immediately available to your readers.

Design charts and details
(for writers and readers) from:

Specialist Switches Ltd.
23 Radnor Mews, London W.2.
PADDington 8866-7

WW-075 FOR FURTHER DETAILS

2.5 Watts Output with 4 dB Gain at 1 Gc/s as a Tripler

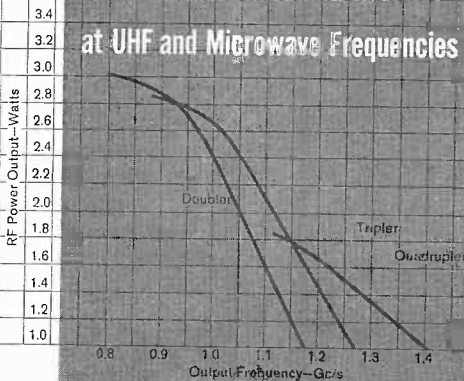


TO-60

RCA-2N4012 "overlay" Transistor

FREQUENCY MULTIPLICATION
WITH POWER GAIN

at UHF and Microwave Frequencies



Input Power = 1 Watt

 $V_{CC} = 28$ VoltsCase Temp. (T_C) = 25°C

AVAILABLE FROM YOUR RCA DISTRIBUTOR

Now for the first time, you can achieve frequency multiplication with power gain at microwave frequencies with a single solid-state device, the new RCA-2N4012 silicon transistor. With this new RCA "overlay" unit, you can greatly simplify circuit design as well as reduce costs. At 1 Gc/s, one single 2N4012 can replace both the transistor power amplifier and varactor diode stages previously required.

Offering frequency multiplication with power gain in the 1 Gc/s region, the RCA-2N4012 as a doubler, tripler, and even as a quadrupler, extends transistor performance into the microwave region with watts of power! When used in a common-emitter configuration, this transistor provides stable operation—power output varies smoothly with changes in power input.

Talk to your RCA Distributor about how RCA-2N4012 can help you cut costs by eliminating the varactor and reduce the size of hardware in space, military, and commercial applications. Or write to: RCA International Division, Dept. 200, Central & Terminal Avenues, Clark, New Jersey, U.S.A.

	2N4012 DOUBLER	2N4012 TRIPLER
Output Power	3 (typ)	2.5 (min) Watts
Output Frequency	800	1002 Mc/s
Input Frequency	400	334 Mc/s
Conversion Gain	4.8 (typ)	4 (min) dB
MAXIMUM RATINGS	V_{EBO} 65 Volts V_{CE0} 40 Volts V_{CEV} 65 Volts V_{EB0} 4 Volts I_C 1.5 Amperes	

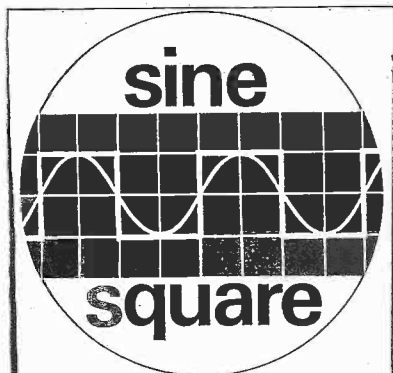
In Great Britain, contact: RCA Great Britain Ltd.
Lincoln Way—Windmill Road
Sunbury-on-Thames
Middlesex, England



The Most Trusted Name in Electronics

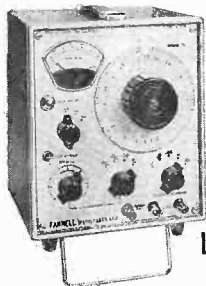
Trademark (s) ® Registered

WW-076 FOR FURTHER DETAILS.



TYPES L.F. AND L.F.M. OSCILLATORS

- ★ Wide frequency range 1 c/s—100 Kc/s.
- ★ Sine or Square wave thermistor stabilised output.
- ★ Output continuously variable from 200 micro volts—12 volts peak to peak.
- ★ Fully transistorised circuits.
- ★ Suitable for mains or battery operation



L.F.
£45

L.F.M.
£50


Sales Engineers in London area and all parts of the U.K.



FARNELL INSTRUMENTS LTD.
SANDBECK WAY, WETHERBY, YORKS. Tel. 2691/2/3/4

WW-077 FOR FURTHER DETAILS.

a Whole World of users can't be wrong!



One of the really outstanding microphones in the medium-price range, the DP/4 is enjoying unparalleled success. Small wonder for the DP/4 is wonderfully reliable and sensitive to an extremely wide range of sounds. Uniform frequency response from 50 cs. to 15 Kc/s.

It is in world-wide use for high-quality broadcasting, recording and public address both by the amateur and professional. The Parabolic Reflector, its natural partner, focuses a distant sound-source onto the microphone head, greatly amplifying it without loss of realism and without unwanted side-noises. The DP/4 comes in three impedances—Low, medium and high—and is supplied complete with connector and 18ft. screened lead. The 2ft. dia. Parabolic Reflector is complete with microphone holder.

Further details from your dealer or from—
GRAMPIAN REPRODUCERS LTD.
Hanworth Trading Estate,
Feltham, Middx. TELtham 2657

Grampian

Sound equipment—
energy that you hear

WW-078 FOR FURTHER DETAILS.

ELMA

SWITCHES



The new range of ELMA stud switches are now available with such features as concentric spindles; up to 12 wafers; sub-miniature sizes and at the lowest known prices.



01 switch with 12 positions; sealed construction; ceramic wafers; 200 V 1 A switching capacity. up to 12 wafers; sub-miniature sizes and at the lowest known prices.

03 switch with 24 positions; adjustable "stop"; ceramic wafers; wafer dust covers; up to 6 poles per wafer and 12 wafers.

3B switch with 26 positions; adjustable "stop"; ceramic wafers; dust covers; up to 13 poles per wafer; heavy duty switching mechanism.

RADIATRON
7 SHEEN PARK, RICHMOND, SURREY.
Tel: RIC 3285 or 9352

WW-079 FOR FURTHER DETAILS.



MINIATURE METALLIZED POLYESTER CAPACITORS

These small moulded metallized polyester capacitors are ideally suited to the applications of printed wiring panels and transistorised circuits. The use of the new dielectric material and unique construction combine the advantages of small physical size and superior electrical characteristics which meet the requirements of H.5 DEF.5011 Specification.

CONSTRUCTION

The windings are virtually non-inductive and the wire terminations are soldered direct to the metal electrodes eliminating contact resistance and ensuring the minimum possible inductance.

Cap. Tolerance: $\pm 20\%$.

Voltage Rating: Peak ripple voltage and D.C. voltage must not exceed rated D.C. voltage.

Power Factor: ≤ 0.01 at 1 kc/s. at $+20^\circ\text{C}$.

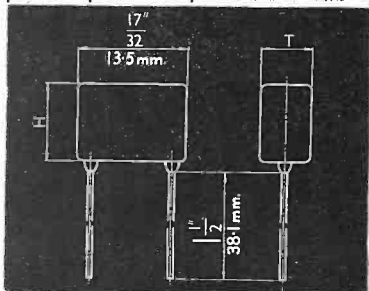
Temperature Rating: Suitable for working at $+85^\circ\text{C}$. without derating.

Insulation Resistance: 10,000 megohms or 2,000 ohm farad, whichever is less.

Terminations: 22 SWG solder-coated parallel wires for vertical mounting.

Finish: Insulated—special non-cracking heat resisting thermosetting compound providing good insulation and good protection against the ingress of moisture.

Capacitance μF	Dimensions		T.C.C. Type No.
	H	T	
250 V. D.C. at 85°C. working			
0.01	11.32in. 9mm	7.32in. 5.5mm	FMX1
0.015	11.32in. 9mm	7.32in. 5.5mm	FMX7
0.022	11.32in. 9mm	7.32in. 5.5mm	FMX2
0.033	11.32in. 9mm	7.32in. 5.5mm	FMX5
0.047	11.32in. 9mm	7.32in. 5.5mm	FMX3
0.068	7.16in. 11mm	9.32in. 7.2mm	FMX8
0.1	7.16in. 11mm	9.32in. 7.2mm	FMX4
400 V. D.C. at 85°C. working			
0.01	11.32in. 9mm	7.32in. 5.5mm	FMX41
0.022	11.32in. 9mm	7.32in. 5.5mm	FMX42
0.033	7.16in. 11mm	9.32in. 7.2mm	FMX45
0.047	7.16in. 11mm	9.32in. 7.2mm	FMX43



THE TELEGRAPH CONDENSER CO. LTD.

Electronics Division: NORTH ACTON, W.3. Telephone: ACORn 0061 (16 lines). Telex: 261383

also at CHESSINGTON, SURREY and BATHGATE, SCOTLAND

WW-080 FOR FURTHER DETAILS.


A RANGE OF CONSTANT VOLTAGE TRANSFORMERS

WITH SINE WAVE OUTPUTS

The ADVANCE CVN and CVS range of Volstat Constant Voltage Transformers provides outputs that are substantially sinusoidal. These have all the advantages of the standard CV range in terms of efficiency and response with the added advantage that harmonic distortion is reduced to as little as 3%. Stabilisation to $\pm 1\%$ is continuous and automatic from "Off-the-shelf" models are available in power ratings from 75 to 6,000W; special models can be designed to meet a wide variety of conditions.

Let Advance smooth out your voltage fluctuation problems. For full details of Volstat Constant Voltage Transformers with sine wave outputs write for ADVANCE publication V23. Or call up one of our Technical Representatives who will be pleased to tell you about our special design facilities.

ADVANCE ELECTRONICS LIMITED
VOLSTAT DIVISION
ROSBUCK ROAD, HAINAULT, ILFORD, ESSEX.
TELEPHONE: HAINAULT 444



a **NEW** standard in low cost counters....



the Advance 5Mc/s **TC4**

- FREQUENCY (0 to at least 5Mc/s, direct reading)
- PERIOD (Single and multiple period measurements up to 10^3 periods)
- TIME ($3\mu\text{s}$ - 10^5s)
- COUNT (1-9999; regular or random pulses)

The new Advance TC4 timer counter offers the best value now obtainable in a four-digit 5Mc/s transistorised and fully portable instrument. The TC4 has many features which places it ahead of similar instruments of its kind; it is outstanding in design, specification flexibility and performance. Frequency measurements to 40Mc/s or 100Mc/s with TCD40 or TCD100 frequency dividers.

PRICE £195 ex-works

Write now for fully descriptive leaflet and specification



Advance Electronics Ltd (Instrument Division)
ROEBUCK ROAD · HAINAULT · ILFORD · ESSEX
Tel: HAINAULT 4444 · Telegrams: ATTENUATE, ILFORD

WW-082 FOR FURTHER DETAILS.

3 NEW INSTRUMENTS from **LINSTEAD**

Robust construction — Attractively designed with clear front panels — Ease of Operation — Compact Moderately Priced



Type G.1. L.F. Signal Generator
10 c/s to 100 Kc/s in four decade ranges.
Scale $4\frac{1}{2}$ " dia. 180° rotation.

Three outputs.

- 0-6 v. r.m.s. SINE WAVE with low distortion.
- 0-9 v. peak to peak SQUARE WAVE with no droop and good H.F. rise time.
- 0-1 watt into 3 ohms, 50 c/s to 20 Kc/s.

PRICE £20 nett U.K.



Type G.2. L.F. Signal Generator
10 c/s to 100 Kc/s in four decade ranges.
Scale $4\frac{1}{2}$ " dia. 330 rotation.

Three outputs.

- 0-6 r.m.s. SINE WAVE with low distortion.
- 0-9 peak to peak SQUARE WAVE with no droop and good H.F. rise time.
- 0-1 watt into 3 ohms 50 c/s to 20 Kc/s.
- Step attenuator on output (1) and (2) giving X1, X.1, X.01, X.001.

PRICE £24 nett U.K.



Type M.1 Voltmeter
15 A.C. ranges 1mV-500v.
Frequency 10 c/s-100 Kc/s.

- Input impedance. 10 meg ohms.
- Amplifier output available at low impedance with voltage gain of approximately 80 times on most sensitive range.
- D.C. range 0 to 400 v. in three ranges.

Isolated from case.
Impedance 20 Kilohms/volt.
PRICE £24 nett U.K.

Further details from


LINSTEAD ELECTRONICS

35c NEWINGTON GREEN, LONDON. N.16 Tel CL1 4825

WW-083 FOR FURTHER DETAILS.

A. C. SOLENOID

TYPE SBM



Now fitted with stainless steel guides—six times the life
Continuous $3\frac{1}{2}$ lb. at 1in.
Instantaneous to 16lb.
Larger and smaller sizes available
Also—transformers to 8kVA 3 phase.

R. A. WEBBER LTD.

KNAPPS LANE, CLAY HILL, BRISTOL 5 -PHONE 65-7228/9

WW-084 FOR FURTHER DETAILS.

TRANSFORMERS

COILS CHOKES

LARGE OR SMALL QUANTITIES
TRADE ENQUIRIES WELCOMED

SPECIALISTS IN

FINE WIRE WINDINGS

MINIATURE TRANSFORMERS
RELAY AND INSTRUMENT COILS, ETC.
VACUUM IMPREGNATION TO APPROVED STANDARDS

ELECTRO-WINDS LTD.

CONTRACTORS TO G.P.O., A.W.R.E., L.E.B., B.B.C., ETC.
123-5-7 PARCHMORE ROAD, THORNTON HEATH, SURREY
LIVINGSTONE 2261 EST. 1933

WW-085 FOR FURTHER DETAILS.

AUDIO AMPLIFIER

12 Volt with 15 W. Output

Designed specially to give pleasing results on music and speech

Common emitter, class B output stages, with maximum efficiency choke coupling to 15 ohm speaker lines; temperature stabilised and direct coupled pre-amplifier stages with liberal feedback.

All output and input terminations are fully floating, thus enabling layman or skilled engineer to be equally confident in the simple matter of coupling up for use.

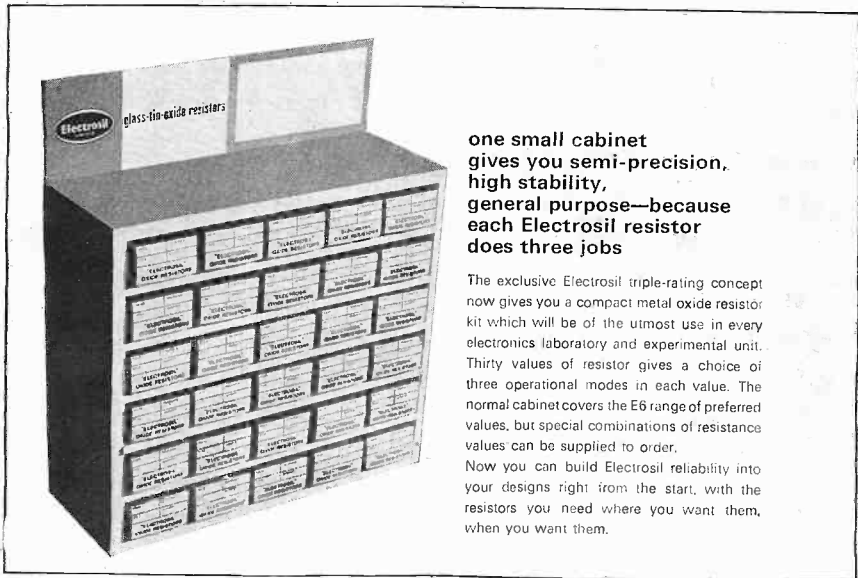
FULL DETAILS OF THIS AND EQUIPMENT BY RETURN OF POST



E. K. ELECTRONICS (I.A.) LTD: Brotherton, Knottingley, Yorks.

WW-086 FOR FURTHER DETAILS.

electrosil have the resistor kit that every laboratory needs



**one small cabinet
gives you semi-precision,
high stability,
general purpose—because
each Electrosil resistor
does three jobs**

The exclusive Electrosil triple-rating concept now gives you a compact metal oxide resistor kit which will be of the utmost use in every electronics laboratory and experimental unit. Thirty values of resistor gives a choice of three operational modes in each value. The normal cabinet covers the E6 range of preferred values, but special combinations of resistance values can be supplied to order.

Now you can build Electrosil reliability into your designs right from the start, with the resistors you need where you want them, when you want them.

cut out the 'bits and pieces' and get the resistor situation under control


- The Electrosil Laboratory Kit gives many advantages—Immediate availability of the best metal oxide film resistors currently available.
- A compact stock because each resistor has three ratings making it suitable for semi-precision, high stability or general purpose applications.
- Advantageous prices.
- Savings in time and effort in stores requisitions and searching for required types and values.
- Ease of stock replenishment—just use the re-order card.
- A permanent solidly constructed cabinet which is either free-standing or wall-mounted as required.



ELECTROSIL LIMITED

FALLON SUNDERLAND, CO. DURHAM
Tel: Sunderland 71480 (10 lines) Tel ex 55273

WW-087 FOR FURTHER DETAILS.



- A 30-watt amplifier housed in top compartment.
 B Dynamic microphone fitted in foam-lined metal case.
 C Pouch holds microphone stand clip, jack-plug etc.
 D Microphone stand.
 E Clips for microphone cable.
 F Power supply unit.
 G Power supply lead.

PORTABLE SOUND FOR ALL EVENTS

THE WHARFEDALE **PA30** Completely self contained — pull open the amplifier compartment — open the accessory compartment — take out the microphone — plug in — switch on and speak; it's the greatest public address idea in years.

PA30 Anyone can operate the PA30 — no technical ability required.

PUBLIC ADDRESS SYSTEM

This completely portable sound system is housed in a single durable tan leatherette covered carrying case with vinyl grille cloth. A special loudspeaker system comprising six Wharfedale speakers is built in the front section of the case. The robust and powerful transistor amplifier operates from self contained batteries or mains at the turn of a switch.

Everything packs away neatly in sixty seconds — ready for use again at a moments notice.

Size $36\frac{3}{4}'' \times 7\frac{3}{4}''$ deep $\times 9\frac{3}{8}''$ plus $\frac{3}{8}''$ handle.

Weight 42 lb. £69.10.0.

FOR FULLY ILLUSTRATED
 LEAFLET AND DETAILS OF
 PA30 DEMONSTRATIONS
 WRITE TO (Dept W3)



RANK WHARFEDALE LTD

IDLE · BRADFORD · YORKSHIRE
 TELEPHONE BRADFORD 612552/3
 TELEGRAMS 'WHARFDEL' BRADFORD

NAME _____

ADDRESS _____

TOWN _____

COUNTY _____

WHARFEDALE

WW-088 FOR FURTHER DETAILS.

NEW!

ELECTROLUBE
 2A-X cuts maintenance costs and ensures electrical reliability

Safe on plastics, rubber and paint

Just the smallest squirt
 Takes away the dirt.
 Fraction of a bean
 Keeps your contacts clean.

Look what good old friends
 Bring you in their hands.
 Get it anywhere
 And you save a spare.

'Global availability' and
 'world-wide NATO approvals




only
ELECTROLUBE

"ELECTROLUBE" and "SNORKEL" are Registered Trade Marks of Electrolube Ltd, England
ELECTROLUBE LTD.

OXFORD AVE., SLDUGH, BUCKS, ENGLAND. Tel: SLOUGH 25574

WW-089 FOR FURTHER DETAILS.

How to save time & money with packaged circuits



Send for this!

The 'Packaged Circuit ABC' tells you all about the growing range of ready-made Newmarket transistor amplifiers, pre-amplifiers and power supplies. You can get them off the shelf for short development runs or order them in quantity for production runs. Output load and power, power gain, sensitivity, frequency response, distortion, input impedance and current consumption—everything's in the 'ABC'. Imagine how these circuits could have accelerated past projects. Plan how to use them in the future!

Newmarket
TRANSISTORS LIMITED


Use the coupon below to get your own copy of the 'Packaged Circuit ABC' and Price List.

TO NEWMARKET TRANSISTORS LTD, EXNING ROAD, NEWMARKET, SUFFOLK.
Fill in and enclose this coupon in unsealed envelope (3d stamp)
Please send me a 'Packaged Circuit ABC' and Price List.

NAME _____
POSITION _____
COMPANY _____
ADDRESS _____

WW-097 FOR FURTHER DETAILS.

TWO NEW PRODUCTS FROM AMPHENOL



Signal Commander. For the first time, a laboratory quality field strength meter to accurately measure radio frequency signals in air, twin lead or coaxial cable. Matched balun. Easily carried in one hand. Ideal for TV servicemen.

Completely transistorized, battery operated, weighs only 3½ lbs. All-band dipole antenna allows one-man operation, UHF and VHF-FM plug-in modules.

Citizens Band Transceiver—690 Series. This remarkable unit can withstand temperatures down to 25° below and up to 150° above Fahrenheit. Features high-speed electronic switching, all solid-state advanced circuitry, up to 3.5 watts output with outstanding modulation, dual conversion IF, and 4 states of amplification. Up to 23 channels—crystal controlled.

Model 600—Built-in 12-14 VDC with plug-in power cord.

Model 625—Built-in universal 12-14 VDC and 110/220 VAC with two plug-in power cords.




Write for Complete Catalog and Prices
Amphenol/Cadre Div.

Export Distributors

Morhan Exporting Corporation

458 Broadway, N.Y., N.Y. 10013 Phone: Morhanex

WW-091 FOR FURTHER DETAILS.



I.S.E.P. PRINTED CIRCUIT CONNECTORS

British Post Office approved P.C.
Connectors, .1" spacing, up to 33 contacts.

Cannon Electric
(Great Britain) Ltd.,
Lister Road,
Basingstoke, Hants.
Tel: Basingstoke 3171

CANNON®
PLUGS
Registered Trademark

CANNON

WW-092 FOR FURTHER DETAILS.

ONE·MILLIVOLT FULL SCALE TO 1,200 Mc/s

Frequency Range

10 kc/s to 1,200 Mc/s

Voltage Ranges

8 ranges, 1 mV.—3 V. full scale;
with 100:1 divider to 300 V. full scale

Accuracy

±3%, 100 kc/s—60 Mc/s
±5%, 50 kc/s—200 Mc/s
±10%, 10 kc/s—1,200 Mc/s

Stability

No zero reset required over
8 hours except on most sensitive range

Response

RMS to 30 mV.; peak calibrated
in terms of RMS above 30 mV.; with
100:1 divider RMS-responsive to 3 V.

Input Impedance

High Impedance—2 pf. and 75 K Ω ;
also 50 Ω termination adapter (other
values on request)

Features

Temperature compensated probe
Linear scale on all ranges
D.C. recorder output—1.5 V. at 1 mA.
Taut-band mirror scaled 6" galvanometer

Accessories Supplied

Probe with high-impedance tip, 50 Ω
BNC termination adaptor, output plug

Accessories Available

100:1 capacitive voltage divider,
BNC, N or GR terminations, type N
Tee' adaptor



MILLIVAC TYPE MV-28B R.F. MICROVOLT METER

Price £220.

Delivery Normally Ex Stock

Also available, Type MV-38B, 7 ranges
3 mV.—3 V. F.S., price £180.

CLAUDE LYONS

CLAUDE LYONS LIMITED • INSTRUMENTS DIVISION
76 Old Hall Street, Liverpool 3. MARitime 1761
Southern Offices: Valley Works, Hoddesdon, Herts. (Hoddesdon 4541)



12 good reasons for using the Wearite tape-deck

The Wearite tape-deck by Wright and Weaire is recognised for its faultless performance. Features contributing to this include:

- 1 Three motors—proved unsurpassed for reliability and fast winding.
- 2 Synchronous capstan motor—suspended on neoprene shock mounts to reduce mechanical noise to the absolute minimum. Ball race bearings give greater reliability and considerably longer maintenance-free operation.
- 3 Foolproof single knob operation is provided for linking mechanical changeovers to the electrical amplifying system.
- 4 Automatic stop switch cuts off the tape drive at the end of a reel or should the tape break.
- 5 Instantaneous mechanical stop and start of tape transit prevents slurring.
- 6 Accurate cueing indicator (turns counter) is scaled in revolutions of the take-up reel, and angled for easier viewing.
- 7 Third head position for plug-in heads, either standard or stereo, with an adjustment screw for gap alignment.
- 8 Record-lock button prevents accidental erasure of recordings.
- 9 Ability to accept 8 $\frac{1}{2}$ " reels (1750 feet of standard tape).
- 10 Ability to take a continuous loop cassette in place of standard reels.
- 11 90° hinge on head cover ensures easier tape loading.
- 12 Three tape speeds.

The Wearite tape-deck is designed for the serious recordist who would prefer to use no instrument but the best. The Wearite tape-deck has been proved in use by Science bodies, Education authorities, and in Entertainment.

For fuller details and specifications write or telephone

WRIGHT AND WEARE LTD

84 Blackfriars Road, London SE1. WATERloo 1981

WW—094 FOR FURTHER DETAILS.

WW/1



KONTAKT 60

THE SPECIAL CLEANER
FOR INACCESSIBLE
CONTACTS

- ★ KONTAKT 60 cleans and protects all contacts
- ★ Eliminates high transition resistances
- ★ Prevents "creep" currents
- ★ Does not affect plastic materials
- ★ In spray can with 5 $\frac{1}{2}$ in. spray nozzle

Other Kontakt
products are:—

- 70 Protective Lacquer
 - 72 Insulating Spray
 - 75 Cold Spray for Fault Location
 - 70 Special Siliconized Polish
 - 100 Antistatic Agent for Plastics
- Write for full details of above complete range of Kontakt products to:—

SPECIAL PRODUCTS DISTRIBUTORS LIMITED

31 Piccadilly, London, W.1. GR0svenor 6482

WW—095 FOR FURTHER DETAILS.



XLR/EP AUDIO CONNECTORS

Widely used Standard Audio/Video series with latch-coupling. Up to 18 contacts in 15 shell styles.

Cannon Electric
(Great Britain) Ltd.,
Lister Road,
Basingstoke, Hants.

TeL: Basingstoke 3171

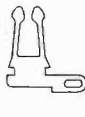



Registered Trademark

CANNON

WW—096 FOR FURTHER DETAILS.

Permacon edge connectors



35

These inexpensive edge connectors feature polypropylene mouldings and brass or phosphor bronze contacts with a standard tinned finish. Silver plate, gold flash, or gold plate finishes are available to special order. .100" contact pitches provide a maximum of 40 positions whilst the .150" contact pitch range provides for a maximum of 26 positions. Contact tail variations (shown above) include solder slot tails projecting either vertically downwards or at 90° to the moulding, or tails for direct mounting to a "mother" printed circuit board. Mounting brackets provide "closed" or "open-ended" connectors or include contacts for direct earthing from the mating P.C. Board.

Electrical Ratings

Working voltage: 500 Volts D.C. or A.C. Peak (.150" pitch)

350 Volts D.C. or A.C. Peak (.100" pitch)

Current capacity: 5 amps max. per contact

CARR FASTENER CO LTD

the firm with the best connections

Stagfield, Nottingham. Telephone: Sandiacre 2161.
Sales Offices: Wembley, Sale.

CARR FASTENER

WW-093 FOR FURTHER DETAILS.

ELMA

COUNT BATCH CONTROL



The 4 ELMA single decade counters pictured above cost less than most conventional four figure predetermining counters. Yet they offer several distinct advantages over normal counters, namely:—

1. **FIGURES** nearly twice as large as on conventional counters—with wide angular visibility.
2. **PRESETTING** by a rotary switch on the front panel, avoiding the normal method of having to open a flap—thus excluding dirt and dust.
3. **PLUG-IN** digits which can be easily interchanged without having to rewire.
4. **ELECTRICAL READ-OUT** which gives a separate contact closure for every number in addition to the predetermining signal—enabling direct print-out, etc.

In addition to these features, the ELMA counters will count at up to 25 impulses/sec.; have electrical zero reset; can be forward or backward counting, and can be wired in cascade to form a counter of any number of digits.

Also available is a matched modular range of power units; control relays; impulse transmitters; pushbutton switches and mounting frames.

RADIATRON

7 SHEEN PARK, RICHMOND, SURREY

RIC 3285—9352

WW—098 FOR FURTHER DETAILS.

DO YOU STILL USE A HAMMER AND CHISEL TO CUT A SQUARE IN SHEET METAL?

Don't any more

We have a Hand-operated Tool now to cut any straight sided shape. Square R/Angles slots for Louvers. All you do is simply mark out your shape and follow the lines. You can also convert the Tool to a Punch-Louvre Forming and Riveting Tool.

NO DISTORTION OF METAL ON EITHER SIDE OF CUT

Also a number of Bench Type folding machines

EXPORT ORDERS DESPATCHED IMMEDIATELY

AVONLEA TOOLS, WOODEND MILL, MOSSLEY, LANCASHIRE.
MOSSLEY 2687

WW—099 FOR FURTHER DETAILS.

VITALITY BULBS



Tested and proven
A.I.D. and A.R.B.

Miniature and Sub-miniature
indicator bulbs, from 1 to 50v,
in sizes from 4.0 mm.

Catalogue from:—Vitality Bulbs
Ltd., Neville House, Wood Green,
N. 22. MULberry 1931.

WW—100 FOR FURTHER DETAILS.


Hanover: The Electrical Engineer's Market Place

To visit the electrical engineering display at the Hanover Fair is to take a look at the whole panorama of tomorrow's technology and economy. The international display mounted by more than 1,400 firms from 16 countries ranges from microelectronic components through heavy electrical engineering equipment to articles of everyday use in home, factory and office. The coming Hanover Fair will show thousands of examples of development, refinement and innovation over the whole span of electrical technology. If there is such a thing as a world market for electrical engineering - then that market is Hanover. Specialists and technicians can talk here with colleagues from all points of the compass, and fact-finding and buying are made easy. Hanover offers you nine days of comparison and evaluation - all within the bounds of a single composite Fair.

Hanover Fair 1966

extends to you a cordial invitation

FURTHER INFORMATION FROM: Schenkers Ltd., Royal London House, 13 Finsbury Square, London, E.C.2



Hanover Fair 1966

Saturday 30th April to Sunday 8th May

WW-101 FOR FURTHER DETAILS.

important new books for all engaged in the electronics industry

PRINCIPLES AND APPLICATIONS OF BOOLEAN ALGEBRA FOR ELECTRONIC ENGINEERS

Salvatore A. Adelfo Jr., and Christine E. Nolan.

This new book is one of the few available that have been written specifically for the electronic engineer. It is a readily understood textbook—each stage leads easily to the next and check problems are given at the end of each chapter to enable the student to assess his progress. An invaluable introduction to the subject which will be welcomed by all in the electronics industry.

45s. net by post 46s. 6d. 326 pp. 150 illustrations.

RELIABILITY OF ELECTRONIC COMPONENTS

C. E. Jowett.

Clarifies and presents all the relevant facts concerning the properties and stabilities of various classes of components and materials and seeks to provide each member of an electronics research team with a summary of information based on a wide experience of testing and evaluation.

42s. net by post 43s. 174 pp. illustrated.

obtainable from leading booksellers.

ILIFFE Books Ltd.

DORSET HOUSE STAMFORD STREET LONDON S.E.1.

WW-102 FOR FURTHER DETAILS.

NOMBREX TRANSISTORISED INSTRUMENTATION

★ Signal Generator 27	£9.16.9
★ Power Supply Unit 61	£6.14.6
★ C.R. Bridge 62	£8.11.9
★ Audio Generator 63	£17. 1.9
★ Inductance Bridge 66	£18. 5.9


All prices include battery, post, and packing. Prompt Delivery.

S.A.E. FOR TECHNICAL LEAFLETS

TRADE & EXPORT ENQUIRIES INVITED



SIGNAL GENERATOR MODEL 27



INDUCTANCE BRIDGE MODEL 66

NOMBREX LTD. ESTUARY HOUSE, CAMPERDOWN TERRACE, EXMOUTH, DEVON. Phone: 3515

WW-103 FOR FURTHER DETAILS.

Bib

ACCESSORIES

NEW

Bib

INSTRUMENT CLEANER

is anti-static




Surfaces stay clean longer, because they do not become statically charged and attract dust.

Specially formulated for cleaning tape heads, delicate instrument panels, plastic, chrome, glass, printed surfaces and the exterior of all kinds of electronic equipment. non-flammable and does not smear. Size A

4/6 (subject)

Bib THE PROFESSIONAL TAPE SPLICER



All metal—beautifully plated—compact in size. Easily and permanently attached to a tape recorder. Clamps hold the magnetic or leader tapes in the precision cut channel—no damage to the edges. Right angle and oblique cutting slots.

Complete with Razor Cutter 18/6 (subject)

Bib WIRE STRIPPER AND CUTTER



This efficient tool strips insulation, cuts wires cleanly and splits plastic twin flex. It is adjustable to most wire thicknesses.

4/- (Subject)

If you have any difficulty in obtaining these items they will be sent post free. (U.K. only)

MULTICORE SOLDERS LTD.
HEMEL HEMPSTEAD, HERTS.
TEL: HEMEL HEMPSTEAD 3636

M16

WW-104 FOR FURTHER DETAILS.

Pitman Books



Radio and Electronic Components

G. W. A. Dummer

This series of six books is designed to meet the needs of the rapidly expanding electronic industry for information about specific components. The first books of their kind in this field, they fill a wide gap in present technical literature.

Sir Robert Renwick, K.B.E., President of the Radio and Electronic Components Manufacturers Federation, says in his foreword to *Fixed Resistors* "... I can imagine few people more qualified to write these books than the author ..."

Titles in the series are:

Vol. 1. **FIXED RESISTORS** 28s net.

Vol. 2. **VARIABLE RESISTORS & POTENTIOMETERS** 45s net.

Vol. 3. **FIXED CAPACITORS** 45s net.

Vol. 4. **VARIABLE CAPACITORS AND TRIMMERS** 32s 6d net.

Vol. 5. **WIRES AND R.F. CABLES** 47s 6d.

Vol. 6. **CONNECTORS, RELAYS AND SWITCHES** 50s net.

from all booksellers

Pitman Parker Street London WC2

WW-105 FOR FURTHER DETAILS.

TELFORD

OSCILLOSCOPE CAMERAS



- Oscillograms in 10 secs.
- Employs Polaroid® Films up to 3,200 A.S.A.
- Simple operation
- Designed for the smaller Oscilloscope
- Economy size film 2½ in. × 3½ in.

This camera has been specially designed for selected Oscilloscopes of the smaller type. It incorporates a Polaroid Land processing unit which enables a photographic record to be produced in 10 seconds. The camera provides for viewing before exposure. No focusing is necessary and shutter operation is by simple lever action.

* Registered trade mark of the Polaroid Corporation. U.S.A.

Full details will be gladly supplied on request
TELFORD PRODUCTS LTD



TELFORD WAY, LONDON W3
SHEPHERDS BUSH T015 (5 lines)

A MEMBER OF THE BENTON GROUP

WW-106 FOR FURTHER DETAILS.

LADDER

FILTERS



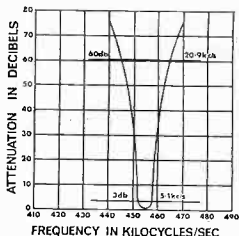
ADVANTAGES

- Fantastic space saving
- Excellent stability with time and temperature
- Single or multiple resonant units

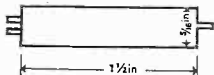
TYPICAL SPECIFICATION

Centre Frequency	300 to 600 kc/s \pm 2 kc/s
Bandwidth	2 to 45 kc/s at 6 db
Insertion Loss	1 to 15 db (dependent on B/W)
Impedance	Either 1200 or 1500 ohms in and out, dependent on B/W
Case Size	8 mm diameter 38 mm long
Operating Temperature Range	-40°C to +85°C
Shape Factor 60/6 db	1.3 : 1 to 2.6 : 1 Dependent on B/W

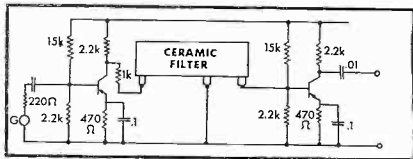
Curve below shows response of our ladder filter type TL 10 D 16A. Note the outstanding shape factor



Keep your eye on Brush




SIZE
This illustrates the typical dimensions for a ladder filter. The case is a plated brass cylinder with glass end seals and pigtail leads. A 1 1/2 inch length will provide sufficient volume to give 60 db stop band rejection.



BRUSH CLEVITE COMPANY LIMITED

HYTHE SOUTHAMPTON PHONE HYTHE 3331 GRAMS BRUDEV HYTHE SOUTHAMPTON TELEX 47687
WW-107 FOR FURTHER DETAILS.



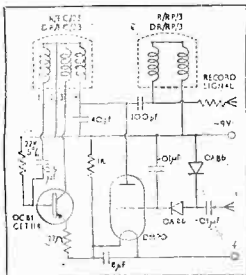
COMBINED ERASE HEAD AND OSCILLATOR COIL

The tendency towards transistor portable tape recorders has received our special attention as the necessity for improvements in heads for this application has been an obvious requirement.

"A most amazing component!" is the reaction of most people who test these, for in a space of only $\frac{1}{2}$ in. diameter by $\frac{1}{2}$ in. long, is contained a complete oscillator coil and erase head.

A simple oscillator circuit operates with a single OC81, or similar type of transistor, and requires only 20mA at 9V from the battery. As well as acting as an erase head, this component also provides the required bias supply to the recording head and (if required) HT for a recording level indicator of the DM70, or similar type. Although DC flows within the oscillator coil inside the head there is no DC flux whatsoever produced in the erase section.

When an indicator of the DM70 type is used the heater may be secured with the circuit, as shown below. This offers a further economy of power, and in this case a total of 25mA at 9V, therefore, supplies indicator heater, indicator HT, 30 kc bias supply and erase power.



Details of all the above types of heads are available from—

MARRIOTT MAGNETICS LTD. BRIDGE WORKS, WATER ROAD, WEMBLEY, MIDDX.

WW-108 FOR FURTHER DETAILS.

CLOSE TOLERANCE ON RECORD AND REPLAY HEADS

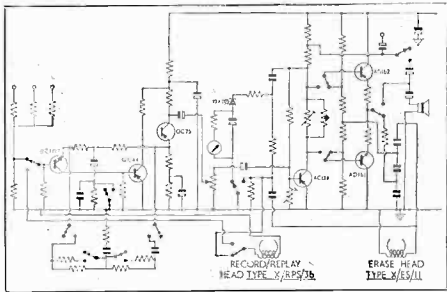
As the tape recording art has developed, so manufacturers have quite rightly asked for closer tolerances and higher performances in heads. How can you produce an extremely high quality range of record and playback heads offering the maximum in performance, having far closer tolerances in all mechanical and electrical characteristics than hitherto envisaged and at the same time offer these at a reasonable price? That was the development and production problem we set ourselves eighteen months ago.

Some 76 heads from manufacturers throughout the world were examined and tested. Performance features were co-related to design factors applicable and so a design took shape based upon the rejection of all known bad features and the incorporation of good. Our design and production experience of over 3 million heads over fourteen years, including heads for practically every special purpose, enabled us to maintain a realistic approach to the problem. We purchased superb new machinery and produced many special purpose machines ourselves, numerous items of special electronic test gear were developed to provide a comprehensive system of quality control as could be envisaged, and last but not least, we engaged many highly skilled personnel.

A complete range of record, playback and erase heads ('X' series) is available with these qualities for providing all the requirements of heads for 1/4 in. tape. Full track, 1 track, 4 track stereo and 2 track stereo are all available and most of these in various impedances. A special feature of the erase heads is their extremely low power requirement, and that they can be operated at 100 kc without appreciable heating.

'R' AND 'DR' RANGE OF 1 TRACK HEADS has been redesigned and now give higher output with the maximum in top response and with greatly improved slanting. Over 3 MILLION 'X' and 'DR' heads are in use throughout the world!

Self-oscillatory erase head circuit with Marriott 'X'-type erase and record/play heads. Diagram reproduced by courtesy of Mullard Ltd.



TELEPHONE : WEMBLEY 7493, ALPERTON 2020, 2029

Callins International Limited

Aluminium foil capacitors

- ★ Hermetically sealed all-plastic encasement.
 - ★ Ultra-Small sizes.
 - ★ Close Tolerance Dimensions.
 - ★ Lead spacing to $\pm 0.15^\circ$.
 - ★ High Reliability by close Quality Control proven in the exacting U.S. Market.
 - ★ Surprisingly low cost.
 - ★ Fast Delivery.
 - ★ Ratings 3V to 350VVDC.
 - ★ Cap. Tol. to 100V—20%+100%.
 ,, 150" 350V—20%+50%.
 Operating Temp.—20°C to +65°C.
 —20°C to +85°C.
- Extremely Low Dissipation Factor and D.C. Leakage.

Types Available

Low Voltage Polar type Vertical and Horizontal Mounting 65° and 85°.

Low Voltage Non-Polar type Vertical and Horizontal Mounting 65°C and 85°.

High Voltage Polar type Vertical and Horizontal Mounting 65°C and 85°C.

I.E.I.

Tantalum capacitors

Tantalum Foil 85°C per MIL-C-3965/2/3/13 and /14.

Tantkulum Foil 125°C per MIL-C-3965.

Super Series 85°C Tantalum Foil.

High Voltage Tantalum Plain Foil Capacitors per MIL-C-3965.

Tantalum Wet Slug Electrolytic capacitors per MIL-C-3965/4.

Solid Tantalum Dry Slug Electrolytic Capacitors per MIL-C-26655/2.


Callins International Limited

SHANNON AIRPORT, IRELAND.

Tel.: SHANNON 61499/61558

See us at the I.E.A. EXHIBITION at OLYMPIA, LONDON,

from 23rd to 28th MAY—STAND No. 268.




No oscilloscope is better than its tube. Build in all the circuit refinements you like, if the tube suffers from (1) pin-cushion distortion (2) barrel distortion (3) large spot size (4) low brightness, is restricted to an excessively small window (5) or suffers from (6) deflection defocussing or any of a dozen other common ailments, then your efforts are in vain.

Compare a Telequipment oscilloscope side by side with any other instrument in the same price range. You'll take the point. Each oscilloscope in the Telequipment range uses a specially developed tube and is designed to exploit to the full its linearity of display and brightness and fineness of trace. No other portable oscilloscopes today offer such potentiality per pound!

Illustrated is the type D43 oscilloscope, fitted with type 'A' plug-in amplifiers. This instrument costs £125 0s. 0d. and uses aluminized PDZ double-gun tube with particularly fine geometry.

Send for literature describing Telequipment Serviscopes and portable laboratory oscilloscopes.



TELEQUIPMENT



*Serviscope is a registered trade mark of
Telequipment Limited, 313 Chase Road,
Southgate, London, N.14. Fox Lane 1166

"Wireless World"
Hiffic Electrical Publications Ltd.,
Dorset House, Stamford Street,
London, S.E.1

Managing Director:
W. E. MILLER, M.A., M.I.E.R.E.

Editor-in-Chief:
W. T. COCKING, M.I.E.E.

Editor:
H. W. BARNARD

Technical Editor:
T. E. IVALL

Editorial:
B. L. SEXTON, Grad. I.E.R.E.
G. B. SHORTER, B.Sc.

Drawing Office:
H. J. COOKE

Production:
D. R. BRAY

Advertisements:
G. BENTON ROWELL,
(Manager)
J. R. EYTON-JONES

© Hiffic Electrical Publications
Ltd., 1966. Permission in writing
from the Editor must first be
obtained before letterpress or
illustrations are reproduced from
this journal. Brief extracts or
comments are allowed provided
acknowledgement to the journal
is given.

VOLUME 72 No. 3
PRICE: 3s.

FIFTY-FIFTH YEAR
OF PUBLICATION

Wireless World

ELECTRONICS, TELEVISION, RADIO, AUDIO

MARCH 1966

- 105 Radio Regulations : Need for Overhaul
106 Voltage-controlled Amplifier *by M. Bronzite*
111 Silicon Transistor Millivoltmeter *by D. E. O'N. Waddington*
114 Digital Television Transmission
119 Paris Electronic Components Show
121 A Graphical Method of Harmonic Analysis *by V. O. Stokes*
129 RC Active Filters
131 Low-impedance Tape Pre-amplifier *by R. Hirst*
133 Random Events and Variability *by D. A. Bell*
143 Mobile Communications
144 Inexpensive Tape Recording Amplifier *by G. Wortham*

SHORT ITEMS

- 124 Moon Pictures via Jodrell Bank
128 Electronic Telephone Exchanges
142 Electronic Filming Aid
152 1000W Loudspeaker
152 Low-voltage Transistor Converter

REGULAR FEATURES

- | | |
|---------------------------------------|----------------------------|
| 105 Editorial Comment | 126 Personalities |
| 113 March Conferences and Exhibitions | 128 News from Industry |
| 118 Literature Received | 137 H.F. Predictions—March |
| 123 Books Received | 138 Letters to the Editor |
| 124 World of Wireless | 145 New Products |
| | 150 March Meetings |

PUBLISHED MONTHLY (3rd Monday of preceding month). Telephone: Waterloo 3333 (70 lines).
Telegrams/Telex: Wiworld Hifficpres 25137 London. Cables: "Ethaworld, London, S.E.1."
Annual Subscriptions: Home £2 6s 0d. Overseas: £2 15s 0d. Canada and U.S.A. \$8.00. Second-class
mail privileges authorized at New York N.Y. BRANCH OFFICES: BIRMINGHAM: 401,
Lynton House, Walsall Road, 22b. Telephone: Birchfield 4838. BRISTOL: 11, Marsh Street, 1.
Telephone: Bristol 21491/2. COVENTRY: 8-10, Corporation Street. Telephone: Coventry
25210. GLASGOW: 123, Hope Street, C.2. Telephone: Central 1265-B. MANCHESTER:
260, Deansgate, 3. Telephone: Blackfriars 4412. NEW YORK OFFICE U.S.A.: 111
Broadway, 8. Telephone: Digby 9-1197.



What's new from MULLARD?

Transistors for even higher audio outputs without transformers



All the advantages of transformerless circuits—extended frequency response, improved transient response, easy application of negative feedback, reduced bulk and weight, and simplified layout and servicing—can now be applied to audio output designs up to 8W.

Four new Mullard transistors make transformerless circuits a practical proposition for these higher outputs. They are the AC128 and AC176 designed for audio outputs

from 1W to 3W, and the AD161 and AD162 for outputs from 3 to 8W. With their high gain and good linearity they form part of the Mullard 'Harmonious' range of audio transistors, and are being used in the latest mains-powered record players, tape recorders, table radios and console radiograms.

in a word . . . INTRINSICALITY

W-111 FOR FURTHER DETAILS.

Mullard

Wireless World

ELECTRONICS, TELEVISION, RADIO, AUDIO

Radio Regulations: Need for Overhaul

IT is rumoured that plans are afoot to split the existing Post Office into two and create a new Department or Ministry of Telecommunications responsible for the "telecom" side of the existing department, leaving the Post Office responsible for the postal services. It was thought that the Minister of Telecommunications, as Mr. Wedgwood Benn (the P.M.G.) has called himself on several occasions, would make some reference to this proposal when speaking at the recent annual dinner of the Telecommunication Engineering and Manufacturing Association, but we were disappointed. Whether or not this severing of telecoms from the postal services is imminent the P.M.G. has several items on his agenda which call for prompt legislation.

First there is the question of the "pirate" radio and TV stations, which now number ten, around our coasts. A year ago this country was a signatory, with six other European countries, to an agreement to prevent the operation of broadcasting stations on vessels outside national territorial waters. Under the agreement signatories would treat as punishable offences, not only the setting up of these stations, but also the providing of supplies, equipment, transport or programmes to them. This meant, of course, that legislation would have to be drawn up in each country, making provisions necessary to take action against offenders. So far, nothing has been done in this country and the number of "pirate" stations goes on increasing. Some positive action must be taken—either that the operators are given the opportunity of becoming law-abiding citizens by being offered licences, or that they should be made outlaws and treated as such.

What may well be the biggest problem if the "pirates" were offered licences, is the question of operating frequencies. All the frequencies allocated to the U.K. under the 1948 Copenhagen Plan (the revision of which is long overdue) are in use. Would the "pop" stations be willing to operate on one of the two International Common Frequencies—1484 and 1594 kc/s—or would they expect a share of the frequencies used by B.B.C. stations?

On the purely programme side of their activities it may be that the "pirates" prefer to "fly the skull and crossbones" and brandish their cutlasses in the face of the authorities which limit the B.B.C. stations to but a few hours of recorded music a day!

Another item on the P.M.G.'s agenda is the question of Citizens' Band radio, as it is called in the U.S.A. Increasing imports of walkie-talkie transceivers, most of them from the Far East, have prompted us to ask the Post Office why these sets are permitted into the country—and we are certain they are not smuggled in—if it is illegal to use them. We were told blandly that the Post Office has no jurisdiction over imports! Is this "head in the sand" attitude good enough? These transmitter-receivers, which operate on a frequency of about 27 Mc/s and cause interference with licensed radio users in this part of the spectrum, can be purchased for a few pounds, and can be seen in use by youths in many parts of the country. If the P.M.G. has no intention of granting licences for these sets, their import should be prohibited by the Board of Trade and the Post Office should take action against their illegal use.

Voltage-controlled Amplifier - 1

USING MODULATED PULSES TO GIVE VARIABLE GAIN AT A.F.

The circuit described uses a direct voltage to control a pulse-ratio modulated train which in turn operates a transistor-diode switch. The result is an amplifier whose gain can be controlled over a 26dB range and which may be used for a variety of purposes, some of which will be outlined in Part 2.

By
M. BRONZITE,
B.Sc.

THERE are many applications, especially in analogue circuitry, where a voltage-controlled amplifier is required. In the past this has been achieved by using the physical properties of active elements such as f.e.t.s and ordinary transistors, as well as by using thermistors, optical methods, and servo motor systems. References 1, 2, 3 are representative of some of these methods, which all suffer from some form of inherent non-linearity, temperature dependence, narrow band of operation, and lack of interchangeability of active elements. It is proposed in this article to illustrate a mode of operation which is purely electronic, independent of the amplifier element used, shows a large degree of linearity and stability and is readily controlled by an applied direct voltage. Further, it will be shown that the circuit can be easily modified to perform other analogue functions.

The system depends on an application of pulse modulation, the principles of which have been discussed elsewhere^{4, 5, 6, 7, 8}. Since, however, the basic pulse generator and its subsequent utilization might prove unfamiliar, they will be given some consideration before the circuit itself is discussed.

Design philosophy

Most previous forms of pulse modulation consist of modulating either the pulse frequency or pulse duration with incoming a.f. signal. The resulting pulse train is then amplified and passed through some form of low-pass filter to recover the original signal. A system of pulse-duration modulation is outlined in Fig. 1 and

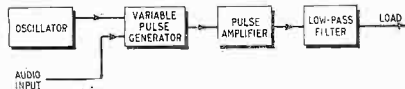


Fig. 1. Conventional pulse-width modulation system for a.f. amplification.

examination will show that there are practical difficulties associated with this system which are not, at first, readily apparent. In the first place, the required switching speeds of the pulse generator will normally preclude the use of

M. Bronzite graduated in physics and chemistry at Reading University in 1958 and after spending four years in industry, first with B.T.H. Rugby and then Plessey's, he went to Israel in 1962. He spent a short time in the Weitzman Institute and then worked in the Hebrew University on the design of equipment for Meteorological studies. His article on a d.c. transistor amplifier in the March 1964 issue arose from work at the University. After returning to this country he was with Kelvin Hughes until last June when he emigrated to Canada and is now with R.C.A. Victor on space electronics projects.



saturated switching circuitry as the following example will show. Let us assume that the upper end of the audio pass band is 25 kc/s and that the pulse repetition frequency (p.r.f.) of the oscillator is 100 kc/s. (This is about the minimum p.r.f. desirable to maintain a high signal-to-noise ratio on the audio output without recourse to an elaborate low-pass filter.) In order to maintain good efficiency of the system it would be reasonable to permit 90% modulation with the incoming signal. The original pulse width is $5\mu\text{s}$ (half the pulse cycle time) and, with full modulation, this will vary from 1-9 μs . Now, in order to maintain good modulating linearity, the pulse shape must remain the same under all operating pulse widths, which include 1 μs , which in turn suggests a rise and fall time of not greater than 100 ns for the pulse generator, which is a far cry from audio frequencies. The system is also very poor with regard to the effect of overload. On one half-cycle the pulse width will become extremely narrow, with loss of pulse shape while on the other half cycle, "lock-on" of the pulse generator will occur, resulting in a very high increase in distortion at the output. Another practical difficulty arises over the tracking of the pulse generator timing network with that

of the oscillator. That is to say, with no signal input, the pulse width generated must be exactly half the pulse cycle time of the oscillator over the given temperature range, and over the life of the equipment. If they do not, a net d.c. shift will occur at the filtered output, which, at minimum, will alter the operating conditions of the last stage (see Fig. 2). This problem can be eliminated by the use of high-stability components in the timing networks, but the use of precision capacitors is neither convenient, nor cheap.

Pulse-ratio modulation.—These difficulties are significantly alleviated by the use of pulse-ratio modulation⁹, in which the frequency and pulse duration both vary non-linearly with input, but the duty ratio (pulse "on" time to pulse cycle time) is proportional to the input. Since the filtered output depends solely on the duty ratio, independent of which system of pulse modulation is used, this hardly constitutes a problem! In the absence of any input there is the usual 50% duty ratio on the output of the pulse generator. With increasing modulation (here "modulation" is loosely used with respect to only one cycle of the incoming signal and denotes a slowly varying change from the initial conditions) the pulse width becomes larger and larger over one-quarter cycle returning to its original value at one-half cycle. From there the pulse width becomes smaller, reaching an asymptotic value of half its original value. This is illustrated in Fig. 3. The frequency becomes smaller with increasing modulation and can (with signal overload) enter the audio band. The pertinent parameters of pulse ratio modulation are as follows:

$$(t_1)_a = (t_1)_0 \cdot \frac{1}{1-a} \quad \dots \dots \dots 1$$

$$f_a = f_0 (1-a^2) \quad \dots \dots \dots 2$$

$$d.r._a = \frac{1}{2}(a+1) \quad \dots \dots \dots 3$$

where $(t_1)_a$ is the pulse width with modulation level a ; $(t_1)_0$ is the pulse width with no modulation; f_0 is the frequency with modulation; $d.r._0$ is the duty ratio and a varies between -1 and $+1$. These results are derived in Appendix 2. It will be seen that variation of the timing network will have no effect on these parameters, thus completely eliminating the problem of drift of these components, which in turn permits the use of cheap, low-toleranced components. With overload (i.e. a approaches $+1$ or -1) the output signal will be distorted but the original information will be detectable. With this form of modulation "lock-on" cannot occur providing a does not equal $+1$ or -1 , but the modulating frequency will fall within the passband and this will be the sole source of distortion.

It is of interest to note that equations 1, 2, and 3 are perfectly general, and equations of a similar form could be derived for a controlled conventional multivibrator, or for the circuit used in ref. 9. The particular advantage of the circuit to be considered here is that all the active elements operate in an unsaturated state, which is necessary for the high speed of operation that will be utilized.

Bowes oscillator.—The Bowes oscillator¹⁰, shown in a simple form in Fig. 4, is an emitter-coupled multivibrator with linear charge and discharge rates, which facilitates design and gives high stability. The description that follows, along with Appendix 1, will only consider first-order effects. Two current generators supply current i_1 and i_2 to the emitters of the two transistors. Assume that transistor Tr2 has just switched off. Then current $(i_1 + i_2)$ passes through transistor Tr1, part




Fig. 2. Effect of one timing network altering with life or temperature, in a pulse-width modulated amplifier.

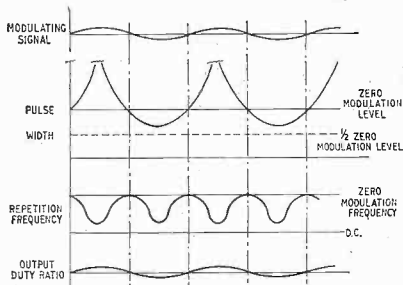


Fig. 3. Effect of modulation on a pulse-ratio modulated train.

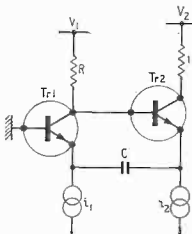


Fig. 4. The Bowes oscillator.

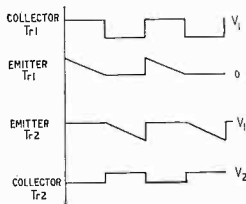


Fig. 5. Waveforms of the Bowes oscillator of Fig. 4.

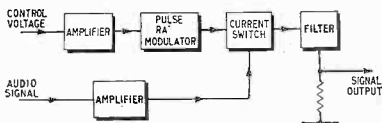


Fig. 6. Block diagram of the voltage-controlled amplifier.

direct, part through capacitor C . This provides a voltage step at the collector of $Tr1$ which biases $Tr2$ off. The voltage developed across C linearly reduces, due to the charging current, thus reducing the voltage at the emitter of $Tr2$ until it becomes forward biased, and regeneratively switches on again. Since the value of resistor R is sensibly low, the base, and thus the emitter, of $Tr2$ passes rapidly up to voltage V_1 . This voltage change is transmitted through C to back bias $Tr1$ and now the total current is supplied to $Tr2$. The action of the capacitor again reduces the back bias on $Tr1$ until it switches on again, switching off $Tr2$ and completing the cycle. The higher voltage V_2 is required to prevent saturation of $Tr2$. The waveforms for operation are shown in Fig. 5 and the analysis of the circuit is given in Appendix 1. It has been shown¹⁹ that second-order effects will alter the performance of the oscillator by about 3%, and that variation with temperature is less

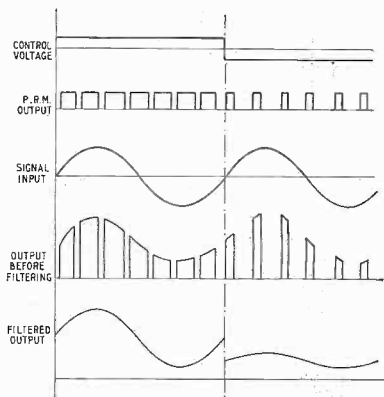
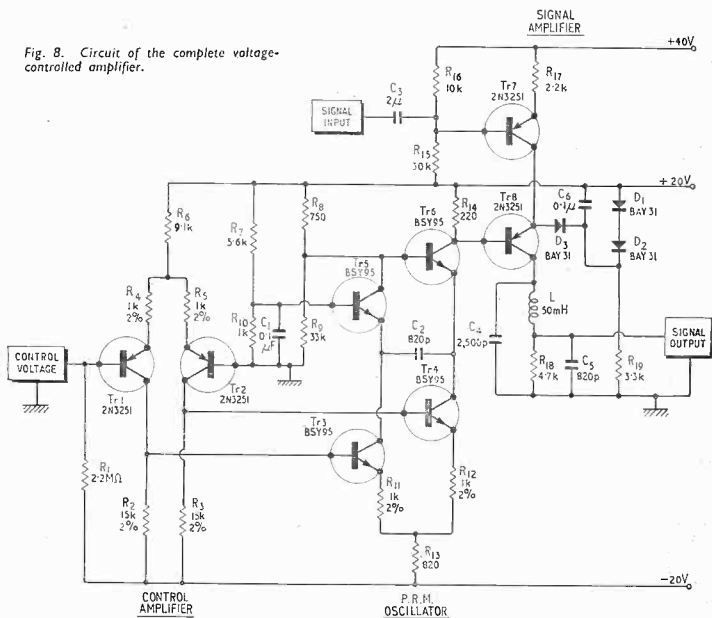


Fig. 7. Waveforms illustrating the change in output amplitude with control voltage in Figs. 6 and 8.

Fig. 8. Circuit of the complete voltage-controlled amplifier.



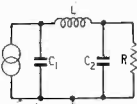


Fig. 9. Low-pass filter design.

$$C_1 = \frac{1.5}{R \times \omega} \text{ (FARADS)}$$

$$C_2 = \frac{0.3}{R \times \omega} \text{ (FARADS)}$$

$$L = 1.33 \times \frac{R}{\omega} \text{ (HENRIES)}$$

than 0.5% over an extended range, which suggests that it will be an ideal vehicle for instrumentation circuits.

In order to use this oscillator for modulation purposes it is necessary to modulate the current generators with two equal amplitude out-of-phase signals. This is accomplished by using transistors as current sources, and voltage driving the bases of these transistors with signals from a long-tailed pair amplifier. The output is taken from the collector of Tr2, and Appendix 2 shows how the output duty ratio will follow the control signal.

Voltage-controlled amplifier

Having shown at some length a method of switching, it might be politic to try and relate it now to the title of the article! The block diagram of a complete voltage-controlled amplifier is shown in Fig. 6. The controlling signal is amplified and then fed to the pulse-ratio modulator which in turn controls the switching of current through a long-tailed-pair switch. The current itself has been derived from the output of the audio signal amplifier and after passing through a filter in one arm of the current switch, develops a voltage across 100Ω , which constitutes the output. The manner in which the control voltage will alter the amplitude of the output voltage is shown in Fig. 7.

The actual circuit is shown in Fig. 8. Transistors Tr1 and Tr2 amplify the control voltage to provide equal out-of-phase signals at the bases of Tr3 and Tr4, which in turn constitute the current generators to the oscillator Tr5 and Tr6. The voltage across R_{11} and R_{12} is made 5V without modulation and therefore for a 90% swing the voltage at the bases of Tr3 and Tr4 may swing ± 4.5 V. Knowing the control voltage range of operation, the gain of the first stage is thus fixed. The frequency of oscillation was made 500 kc/s, since with 90% modulation ($a = 0.9$) the minimum value of frequency derived from equation 2 approximately becomes:—

$$(1 - 0.8) 500 \text{ kc/s} = 100 \text{ kc/s}$$

which, as explained earlier, is felt to be the lowest desirable modulator frequency. R and V_1 shown in Fig. 4 are simulated by R_a and R_b , where $V_1 = V_2 R_a / (R_a + R_b)$, and R is R_a and R_b in parallel. The output at R_{14} is approximately a 2V pulse train with rise and fall times of about 15 ns. The current switch consists of transistor Tr8 and diode D3, and, while a transistor could have been used in place of D3, there would be little advantage since no second output signal is required. Diodes D1 and D2 provide a bias to the switch such that Tr8 is either fully on or fully off, depending on the output of the modulator. The switch will pass current generated by the audio signal amplifier (Tr7) through the filter to develop the output signal across R_{16} . If one excluded the switch and filter it would be apparent that the voltage gain of the signal amplifier is approximately $2(R_7/R_{16})$, and in the absence of a control signal, i.e. 50% modulation, the gain reverts to unity. This circuit has two additional advantages: (1) variations of supply voltages will not alter the duty ratio and (2) the amplifier can be readily modified for use with d.c. signals.

Low-pass filter

The sensitivity of the amplifier in the final analysis depends on the noise level at the output. Since, in this case, the noise is represented by pulse train information, the action of the filter in suppressing the modulating signal becomes somewhat important. For this reason an 18dB/octave Butterworth filter was used with a turnover frequency of 20 kc/s. The necessary design information was abstracted from Ref. 11 and the approach is indicated in Fig. 9. While this filter uses an inductor, which is more inconvenient than a simple RC approach, it is felt that the results warrant it, with approximately 40 dB attenuation at 100 kc/s. In order to calculate the degree of "breakthrough" of a pulse train, it is first necessary to do a Fourier analysis to determine the amplitude of the fundamental sinusoidal component. It should be self-evident that with an 18dB/octave filter, all subsequent harmonics are at least an order of magnitude lower. For the same reason only the lowest operating p.r.f. need be considered. Ref. 12 shows the frequency spectrum of a pulse train with a pulse width of 500 ns and p.r.f. of 100 kc/s and gives the relative amplitude of the 100 kc/s component as 10% of the original pulse amplitude. Thus with such a pulse with a height of 5V, the fundamental amplitude will be approximately 0.5V and the resulting filtered output will be 5mV. The measured output was 7mV pk-pk which suggests that the approach is valid. For a signal-to-noise ratio of 20dB it becomes apparent that the signal at the output must not be less than 70mV (with maximum modulation), and to improve on this figure either a lower level of modulation must be used or the filter performance must be improved.

Results

Because of the rapid rise and fall times of the generated pulses it proved expedient to locally decouple all supply rails, with 0.1μF capacitors, to the earth rail at the point where the load resistor was connected. The same was found to be necessary for the filter earth connections. Once this had been done the circuit was surprisingly well mannered and gave no further difficulty whatsoever. The maximum output voltage was 9V pk-pk and the

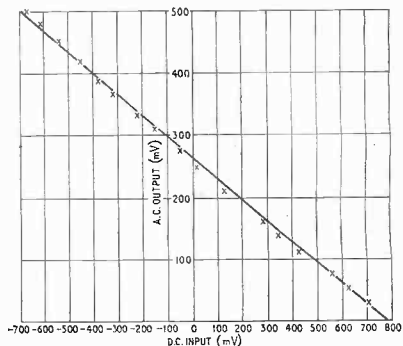


Fig. 10. Linearity of amplifier, showing signal input vs. output.

minimum was 20 mV (depending on the degree of distortion that is tolerable). Anywhere within this band the output could be varied over a 26 dB range, and the response was 3 dB down at 20 kc/s which was due solely to the filter response. It was observed that the inductor caused ringing on the output at a frequency of 30 Mc/s and with a peak amplitude of 20 mV. This occurred whenever the switch changed state and died away in about 300 ns. This should not prove a serious problem since it can be removed at a later stage if necessary. The linearity of the circuitry is shown in Fig. 10, the curvature shown being due to common mode amplification in the control voltage amplifier and can be readily improved. It should not prove difficult to extend the frequency response to 100 kc/s. The unmodulated oscillator frequency could be raised to 1 Mc/s, and at the same time the output duty ratio could be lowered to 90% (currently it is at 95%) which, at 1 Mc/s, would cause the minimum frequency to be

$$1 \text{ Mc/s} \times (1 - (0.8)^2) = 360 \text{ kc/s.}$$

This would be almost two octaves above the maximum signal frequency. Finally, if necessary, the filter could be improved using more elements.

Summary

A circuit has been described that uses pulse-ratio modulation to control the effective gain of an audio amplifier over a 26 dB range, and since the circuit was only constructed to illustrate a principle there should be little difficulty in extending its performance to meet any given requirement. It should be noted that no trimmer or "setting-up" is required, the active elements are readily interchangeable with no loss of performance and variation of supply rails and temperature will give only second order effects.

Next month it is hoped to conclude this article with some possible applications.

APPENDIX I

Operation of the Bowes Oscillator (Figs. 4 & 5)

Assume Tr1 has just switched on.

Voltage step at collector of Tr1:

$$V_c = (i_1 + i_2)R \quad \dots \quad (1)$$

This step also represents the degree of back bias on transistor Tr2 since the emitter cannot change instantaneously.

Thus, after time t_2 transistor Tr2 will conduct again, where:—

$$i_2 = CV_e / i_2 \\ = \frac{C(i_1 + i_2)R}{i_2} \quad \dots \quad (2)$$

At this instant, transistor Tr1 switches off and is back biased by V_c (via Tr2 and C). Tr1 switches on again after time t_1 where:—

$$i_1 = \frac{C(i_1 + i_2)R}{i_1} \quad \dots \quad (3)$$

Total period $(t_1 + t_2) = CR(i_1 + i_2) (1/i_1 + 1/i_2)$

$$= \frac{CR(i_1 + i_2)^2}{i_1 i_2} \quad \dots \quad (4)$$

i.e. frequency, $f = \frac{i_1 i_2}{(i_1 + i_2)^2 CR} \quad \dots \quad (5)$

and if $i_1 = i_2$, $f = 1/4CR \quad \dots \quad (6)$

APPENDIX 2

Pulse ratio modulation with the Bowes Oscillator

With no modulation $i_1 = i_2 = i$

With instantaneous level of modulation a , let

$$\begin{cases} i_1 = i - a i \\ i_2 = i + a i \end{cases} \quad -1 < a < +1$$

i.e. $i_1 = i(1 - a)$ and $i_2 = i(1 + a)$.

Now, from Appendix 1:—

$$\begin{aligned} \text{Pulse width, } t_1 &= \frac{CR(i_1 + i_2)}{i_1} \\ (t_1)_0 &= 2CR && \text{without modulation} \\ (t_1)_a &= \frac{CR \cdot 2i}{i(1 - a)} && \text{with modulation.} \\ &= \frac{2CR}{(1 - a)} \\ &= \frac{(t_1)_0}{(1 - a)} \quad \dots \quad (1) \end{aligned}$$

From Appendix 1:—

$$\begin{aligned} \text{Frequency, } f &= \frac{i_1 i_2}{(i_1 + i_2)^2 CR} \\ \text{thus } f)_0 &= 1/4CR \\ \text{and } f)_a &= \frac{i^2(1 - a^2)}{4i^2 CR} \\ &= 1/4CR \cdot (1 - a^2) \\ &= f)_0(1 - a^2) \quad \dots \quad (2) \end{aligned}$$

From Appendix 1:—

$$\begin{aligned} \text{duty ratio, (d.r.)} &= \frac{t_1}{(t_1 + t_2)} = \frac{CR(i_1 + i_2)}{i_1} \cdot \frac{i_1 i_2}{CR(i_1 + i_2)^2} \\ &= \frac{i_2}{i_1(i_1 + i_2)} \\ \therefore \text{d.r.)}_0 &= \frac{i(1 + a)}{2i} \\ &= \frac{1}{2}(1 + a) \quad \dots \quad (3) \end{aligned}$$

REFERENCES

- "An Amplifier with Linear Voltage-Controlled Gain," C. J. Sach, *Electronic Engineering*, June 1965, p. 375.
- "An A.G.C. Circuit using a Thermistor and Transistors," H. C. Bertoya *Electronic Engineering*, April 1963, p. 236.
- "Solving the A.G.C. Dilemma," F. Susi, *Electronics*, July 19th 1963, p. 60.
- "Modulated Pulse A.F. Amplifiers," D. R. Birt, *Wireless World*, February 1963, p. 76.
- K. C. Johnson, Correspondence, *Wireless World*, March 1963, p. 135.
- "Feedback Pulse Width Modulated Audio Amplifier," G. F. Turnbull and J. M. Townsend, *Wireless World*, April 1965, p. 160.
- K. C. Johnson, Correspondence, *Wireless World*, May 1965, p. 246.
- M. D. Samain, Correspondence, *Wireless World*, June 1965, p. 287.
- "New Pulse Modulation Method Varies Both Frequency and Width," R. A. Schaeffer, *Electronics*, October 12th 1962, p. 50.
- "A New-linear Delay Circuit Based on an Emitter-coupled Multivibrator," R. C. Bowes, *Proc. I.E.E.*, Vol. 106 Part B, Supplements 15 to 18, May 1959, p. 793.
- "Simplified Modern Filter Design," P. R. Geffe. (Rider.)
- "Pulse Techniques," S. Moskowitz and J. Racker, p. 15. (Prentice-Hall.)

Silicon Transistor Millivoltmeter

WIDE RANGE VOLTMETER WITH GOOD FREQUENCY RESPONSE AND HIGH INPUT IMPEDANCE

By D. E. O'N. WADDINGTON, A.M.I.E.R.E.

UNTIL fairly recently, the high price of silicon planar transistors has precluded their use by the electronic experimenter, particularly as similar performance, with regard to gain and f_T , has been obtainable from the very much cheaper germanium alloy diffused transistor. However, the introduction, by several manufacturers, of plastic-encapsulated silicon planar transistors at competitive prices, has made it possible for these to be used more generally. Some of the advantages of these transistors are:—

- Low leakage current—less than 0.5 μ A (total)
- Good performance at low collector currents
- Good frequency response
- Low noise figure

Both n-p-n and p-n-p types are available.

These features make the use of silicon planar transistors very attractive as the design can, to a large extent, ignore

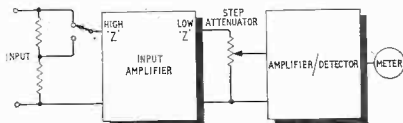


Fig. 1. Basic arrangement of the millivoltmeter.

variations in the transistor parameters and control the overall performance by the application of suitable negative feedback techniques. The author has used them in several home projects, of which the millivoltmeter is an example.

General design

In the design of a millivoltmeter there are two main factors, namely, voltage range and frequency range, which dictate what system should be used.

In order to obtain a good frequency response from an attenuator, the simplest method is to operate at low impedance where stray capacitance has less effect and, with luck, there will be no need to apply compensation. This conflicts with the common requirement for all voltmeters i.e. that the input impedance should be high so that the voltage being measured is disturbed as little as possible by the test gear. Thus, it is expedient to use the system shown in Fig. 1. Here, the first stage will have a high input impedance and a low output impedance. This makes it possible for the low impedance attenuator to be used without affecting the input. However, as the dynamic range of the input amplifier is limited both by the maximum input signal which it can accept and by the amount of power which it can accommodate, it is necessary to include a range switch right at the input. As this will necessarily be a high impedance, capacitive fre-

SPECIFICATION

- Ranges
1 mV, 3 mV, 10 mV, 30 mV, 100 mV, 300 mV;
1 V, 3 V, 10 V, 30 V, 100 V, 300 V.
- Accuracy
Better than $\pm 5\%$. The attenuator accuracy can be improved if necessary.
- Frequency response
 $\pm 1\%$, 50 c/s to 100 kc/s
 $\pm 10\%$ (better than 1 dB), 16 c/s to 1.5 Mc/s.
- Noise level
Around 10 μ V with input open circuit.
- Input resistance
Better than 1 M Ω for 1 mV-300 mV ranges
10 M Ω for 1 V-300 V ranges.
- Consumption
11 mA at 12 V.

quency compensation circuits will be necessary. This will not add much to the complication as it need only be a two-position switch. The output from the low impedance attenuator is fed to the main amplifier/detector circuit and thence to the meter.

Input stage

Many forms of high input-impedance, low output-impedance circuits could be used here with very little change in overall performance. In this case the complementary feedback pair was chosen as it is economical and, at the same time, provides adequate performance for the application.

The use of a low noise, low leakage-current transistor in the first stage made it possible to use high value resistors (3.3 M Ω) in the base bias chain without any fear of adverse thermal effects. Thus, an input impedance of greater than 1 M Ω was achieved without using bootstrap circuits which increase the complexity. No over-

D. E. O'N. Waddington, who was born at Pietermaritzburg, South Africa, received his early training in light engineering at the Natal Technical College. He was for some time in the Aircraft Division of Marconi (South Africa) Ltd., and since 1957 has been in the development department of Marconi Instruments, Ltd., working on semiconductor applications for electronic measuring instruments.



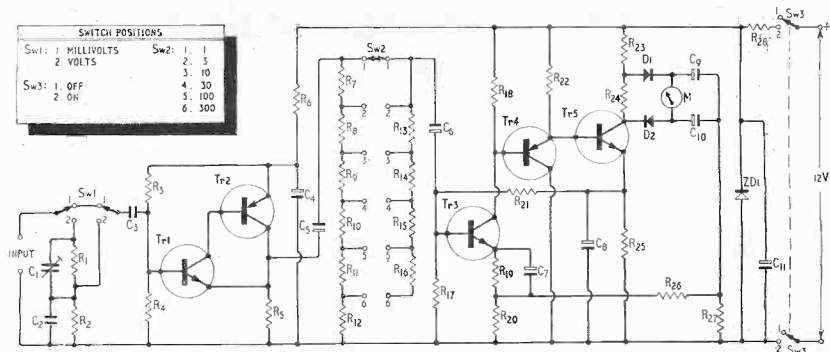


Fig. 2. Circuit of the silicon transistor millivoltmeter.

Resistors

R1	10M Ω	$\pm 5\%$	$\frac{1}{2}$ W
R2	10k Ω	$\pm 5\%$	$\frac{1}{2}$ W
R3	3.3M Ω	$\pm 10\%$	$\frac{1}{2}$ W
R4	3.3k Ω	$\pm 10\%$	$\frac{1}{2}$ W
R5	3.3k Ω	$\pm 10\%$	$\frac{1}{2}$ W
R6	1k Ω	$\pm 10\%$	$\frac{1}{2}$ W
R7	2.16k Ω	$\pm 5\%$	$\frac{1}{2}$ W
R8	68 Ω	$\pm 5\%$	$\frac{1}{2}$ W
R9	216 Ω	$\pm 5\%$	$\frac{1}{2}$ W
R10	68.3 Ω	$\pm 5\%$	$\frac{1}{2}$ W
R11	21.6 Ω	$\pm 5\%$	$\frac{1}{2}$ W
R12	10 Ω	$\pm 5\%$	$\frac{1}{2}$ W
R13	470 Ω	$\pm 10\%$	$\frac{1}{2}$ W
R14	180 Ω	$\pm 10\%$	$\frac{1}{2}$ W
R15	68 Ω	$\pm 10\%$	$\frac{1}{2}$ W
R16	22 Ω	$\pm 10\%$	$\frac{1}{2}$ W
R17	47k Ω	$\pm 10\%$	$\frac{1}{2}$ W
R18	68k Ω	$\pm 10\%$	$\frac{1}{2}$ W
R19	6.8k Ω	$\pm 10\%$	$\frac{1}{2}$ W
R20†	22 Ω	$\pm 5\%$	$\frac{1}{2}$ W

R21	47k Ω	$\pm 10\%$	$\frac{1}{2}$ W
R22	5.6k Ω	$\pm 10\%$	$\frac{1}{2}$ W
R23	2.7k Ω	$\pm 10\%$	$\frac{1}{2}$ W
R24	100 Ω	$\pm 10\%$	$\frac{1}{2}$ W
R25	3.3k Ω	$\pm 10\%$	$\frac{1}{2}$ W
R26†	53.2 Ω	Use 56 Ω	5% shunted to give correct calibration
R27†	22 Ω	$\pm 5\%$	$\frac{1}{2}$ W
R28	300 Ω	$\pm 10\%$	$\frac{1}{2}$ W

Capacitors

C1	3-8pF	Philips trimmer
C2	0.015 μ F	30V
C3	0.1 μ F	350V
C4	100 μ F	12V
C5	25 μ F	6V
C6	5 μ F	6V
C7	100 μ F	6V
C8	500 μ F	6V

C9	2 μ F	6V
C10	2 μ F	6V
C11	1000 μ F	12V

Semiconductor Devices

D1	1S44, 1N914
D2	1S44, 1N914
ZD1	OAZ206
Tr1	TI415, 2N2925
Tr2	TI504, HT101

Tr3	TI415, 2N2925
Tr4	TI504, HT101
Tr5	TI415, 2N2925

Miscellaneous

M	100 μ A f.s.d.
S1	d.p.d.t. toggle switch
S2	two-pole, six-position wafer switch
S3	d.p.s.t. toggle switch

Notes:

†Non-inductive types (carbon).

R7 2.16k Ω = 2.2k Ω in parallel with 120k Ω ($\pm 10\%$)

R9 216 Ω = 220 Ω in parallel with 12k Ω ($\pm 10\%$)

R11 21.6 Ω = 22 Ω in parallel with 1.2k Ω ($\pm 10\%$)

R8 { The use of the nearest preferred value (i.e. 680 or 68 Ω)
will introduce an error of only 0.5% in addition to
the normal component tolerance.

If greater accuracy is required, the attenuator resistors can be given closer tolerances.

load protection circuit was included in the original voltmeter as it increases the input-capacitance, and may also affect the overall frequency response. (The modification necessary to add this protection if it is required is very simple and is shown in Fig. 3.)

Meter-range switch S.2

This is a simple voltage-divider circuit with the values chosen such that the steps are in the ratio $\sqrt{10}$:1 thus making it possible to use the same dB scale on all ranges

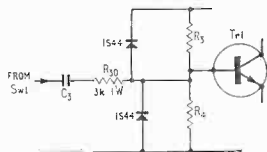
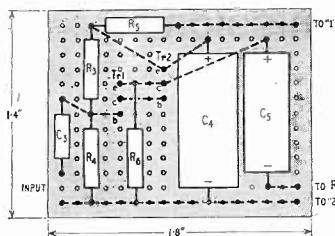


Fig. 3. Alternative input circuit with protection diodes included.

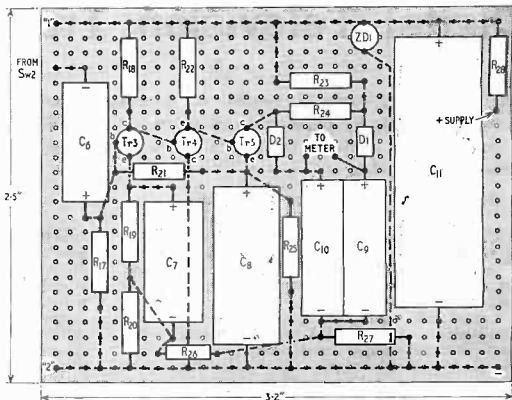
of the meter. The series resistors included in position 3 to 6 of the switch, serve to keep the output impedance of the divider more or less constant. This minimizes errors due to loading of the divider chain by the input impedance of Tr3. In order to prevent large transients during range switching, both the input and output of the attenuator are isolated by means of capacitors.

Amplifier and detector

This section consists of two common-emitter amplifier stages, coupled by an emitter follower. Overall d.c. feedback from the emitter of Tr5 to the base of Tr3 stabilizes the working points of the transistors very effectively. The rectifier circuit, which is of the voltage doubling type, is connected in the feedback loop from the collector of Tr5 to the emitter of Tr3. The effect of this is two-fold: it provides a high source-impedance feed for the rectifier circuit thus ensuring a linear scale shape and it also stabilizes the gain of the amplifier. In building this circuit, care must be taken to ensure that R20, R26 and R4 are all non-inductive as these resistors control both the gain and



▲ Fig. 4. Input amplifier layout.



▶ Fig. 5. Amplifier-detector layout.

the frequency response. Silicon planar diodes are used as rectifiers and, in order to help the signal to overcome the pedestal voltage, a standing bias potential is applied across them by means of R24. Meter protection is accomplished by limiting the current through the output transistor and thus the drive to the rectifier circuit.

Construction

The layout of the circuit is not very critical provided that lead lengths are kept reasonably short and the input circuitry is not mixed up with the output. In the experimental model it was convenient to make the input amplifier on one piece of "Lektrokrit" board and the amplifier-detector on another. (Figs. 4 and 5.)

Setting up

There are two adjustments (gain and frequency response) which need to be made in order to ensure that the voltmeter works correctly. To set up the gain, switch the voltmeter to the 1 V range, apply a signal having a frequency of approximately 400 c/s but with level set to 1 V as precisely as possible to the input. Adjust the value of R26, by shunting it with resistors having values in the range from 330 Ω to 10 kΩ, until the meter reads exactly full scale. The frequency response is not quite so easily set up as it requires the use of a signal source capable of providing an accurate volt at 100 kc/s. If this is available, the procedure is to use this as the input signal on the 1 V range and to adjust C1 for full scale deflection. The meter scale will be identical with that given on p. 270 of the June 1964 issue.

Performance

The accuracy of a voltmeter, such as has been described, is very dependent upon the accuracy with which the gain may be set and also the accuracy of the resistors used in the voltage divider chains. However, an accuracy of better than ±5% is fairly easily attainable with generally available components. If a better accuracy is required, the attenuator resistors can be given tighter tolerances. The frequency response may be set to be flat to within ±1% from 50 c/s to 100 kc/s. In the experimental model,

the response was found to be ±10% from 15 c/s to 1.5 Mc/s. The noise level indicated on the meter, with an open circuit input but with the instrument installed in its metal box, was of the order of 10 μV. Battery consumption is approximately 11 mA.

CONFERENCES & EXHIBITIONS

Further details are obtainable from addresses in parentheses

- Mar. 10-11 Burlington House
Circular Dichroism—Electronic & Structural Principles
(Royal Society, Burlington House, W.1)
- Mar. 15-17 King's Head, Harrow
Public Address Exhibition
(A. J. Walker, 394, Northolt Road, South Harrow, Middx)
- Mar. 23-31 Alexandra Palace
Physics Exhibition
(Inst. of Physics & Phys. Soc., 47 Belgrave Sq., S.W.1)
- Mar. 23-30 Earls Court
Electrical Engineers Exhibition
(A.S.E.E. Exhibition, 25 Museum Street, W.C.1)

CRANFIELD

- Mar. 21-24 College of Aeronautics
Aerospace Instrumentation Symposium
(M. A. Perry, College of Aeronautics, Cranfield, Beds.)

EASTBOURNE

- Mar. 22-23 Grand Hotel
Exploiting Instrument Development
(Scientific Instrument Research Assoc., Chislehurst, Kent)

OXFORD

- Mar. 30-Apr. 1 The University
Nuclear and Particle Physics
(Inst. of Physics & Phys. Soc., 47 Belgrave Sq., London, S.W.1)

OVERSEAS

- Feb. 25-Mar. 6 Copenhagen
International Electronics Fair
(Secretariat, Julius Thomsens Plads 1, Copenhagen V)
- Mar. 2-4 Washington
Semiconductor Counter Symposium
(I.E.E.E., 345 East 47th St., New York, N.Y. 10017)
- Mar. 10-15 Paris
Festival du Son
(S.I.E.R.E. 16 rue de Presles, Paris 15)
- Mar. 28-31 Paris
Electronic Switching
(Colloque de Commutation Electronique, 16 rue de Presles, Paris 15)

Digital Television Transmission

Why has there been a revival of interest in transmitting television signals by pulse code modulation? This article takes a look at some of the experimental work in progress and the incentives behind it

ALTHOUGH the transmission of television pictures by pulse code modulation has been the subject of experiments for 15 years or more,¹ it is only recently that this technique has been looked at seriously as a means for satisfying practical needs. It has been a case of a good idea waiting for applications. One of the main problems, of course, has been that a pulse coded television signal requires considerably more bandwidth than the original video signal—although in exchange for this one gains a valuable increase in signal/noise ratio.

There are several reasons for the current resurgence of interest. In the first place, p.c.m. telephony has shown itself to be a practical proposition for use in public services.² Secondly, the advent of solid-state circuitry has made it possible to design complex digital encoding, decoding and regenerating equipment that is reliable, compact and economical to manufacture. Thirdly, the wide-band transmission systems needed for transmitting p.c.m. signals are becoming cheaper and cheaper. Present systems use coaxial cable, but there are possibilities of even wider bandwidths with the long-haul waveguides and coherent light guides of the future.

Allowing that new electronic techniques—and the practical experience gained with them—have put the means of p.c.m. television in a more attractive light, what are the particular ends our systems engineers have in mind in 1966? There are, of course, the spectacular applications in the exploration of space. The successful transmission to Earth of pictures of the planet Mars

from the Mariner IV spacecraft³ showed what could be done in overcoming extreme signal/noise ratio problems. Military television applications arise from the possibility of using secret codes for the p.c.m. signals. But the widest use of p.c.m. television is likely to be in broadcasting—in conveying signals between studio centres, outside broadcasting sites and transmitters. Most of this, of course, would be done through the communications network operated by the Post Office, and here it is necessary to consider television signal transmissions as merely one part of the whole communications pattern. Forward thinking in this field envisages increasing use of digital techniques, not only in conveying the information but in switching as well. This means, in the first instance, p.c.m. telephony and high-speed data transmission. First, a number of "digital areas" centred on the large cities might well be developed, and then these would be linked by digital trunk routes. Efficient use of channel capacity depends on time division multiplexing of the pulse trains representing different types of information. Thus, in the future it is likely that the transmission of television signals would have to fit into some such comprehensive scheme of time division multiplexing, and pulse coding is necessary to enable this to be done.

Broadcasting organizations are investigating the possibility of using pulse coded signals within their own television studio centres. It is thought that this coding will facilitate automatic methods of switching and control




Fig. 1. Experimental encoding and decoding equipment at Standard Telecommunication Laboratories.

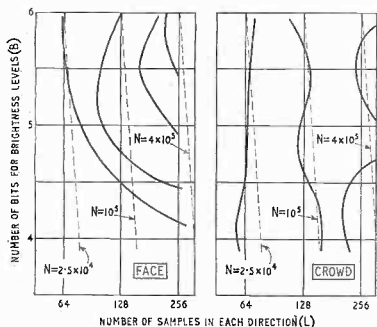


Fig. 2. Workers in the Research Laboratory of Electronics, Massachusetts Institute of Technology, U.S.A., have been studying subjective assessments of the quality of quantized still pictures, using a computer-simulated p.c.m. system with variable system parameters and a picture input/output device. On the graphical results shown here for two subjects, a face and a crowd scene, the solid lines are isopreference curves (curves of constant preference) and these indicate how picture quality varies with the number of brightness levels used ($=2^N$) and with the spatial sampling rate (number of samples in a picture $= L \times L$). The number of bits per picture is $N = L \times L \times B$, and for guidance, curves of constant N are shown by the broken lines. (Further details in "PCM picture transmission" by Thomas S. Huang in the December 1965 issue of IEEE Spectrum, to which acknowledgement is made.)

and so reduce the dependence of the final transmitted picture on the skill of individual operators.

Pulse code modulation was invented in 1938 by Alec H. Reeves, and it is only to be expected that the main British work on p.c.m. television is being done in the organization where he still works—Standard Telecommunication Laboratories at Harlow, Essex. Here experimental equipment has been developed by which 625-line television pictures can be transmitted over 960 yards of coaxial cable (see Fig. 1). *Wireless World's* reporter found the received picture indistinguishable from the original when both were viewed at the correct distance on adjacent 23-inch K-B television sets. Closer examination of the received picture showed that

extremely small flaws were being introduced by occasional coding errors in the transmission system. These appeared as tiny black spots or slots in individual lines, but were so infrequent and so randomly distributed over the picture as to be hardly discernible. S.T.L. state that these impairments will be almost completely eradicated in future equipment.

Code for sync pulses

As is well known, the principle of p.c.m. is to take samples of the analogue signal waveform at a rate at least twice that of the highest component frequency to be distinguished (the Nyquist rate) and to encode each amplitude value into a binary number represented by a sequence of pulses. Whereas the analogue waveform is a continuous function of time, the encoding process introduces quantization and consequently the p.c.m. representation of the waveform is constructed from a finite number of amplitude levels. In the S.T.L. equipment the total swing of the picture waveform from peak white to black level (excluding sync pulses) is divided into 80 amplitude levels, and the rate at which these levels are sampled is 12.5 Mc/s. The sync pulses are not treated as part of the waveform because, being cyclic and of constant amplitude, they have a high degree of redundancy, and it would be a waste of channel capacity to use 30% of the available amplitude levels (and the corresponding code characters) to represent them. Thus the sync pulses are represented by one additional amplitude level (making 81 levels altogether for the composite waveform) and the presence of this amplitude level is signalled by one corresponding code character.

Choice of the sampling rate and number of amplitude levels has been determined mainly by the spectrum of the 625-line television signal, by the transmission channel bandwidth available and by the limitations of present-day pulse circuits. Other considerations may enter into it, however, and, for example, a group at the Massachusetts Institute of Technology, U.S.A., is studying how sampling rate and number of amplitude levels affect subjective assessments of picture quality (see Fig. 2).

Block diagrams of the S.T.L. encoding and decoding equipment, which uses solid-state circuitry, are shown in Figs. 3 and 4. In the encoder it will be seen that the television sync signal is separated at an early stage and used to initiate the appropriate code character. The picture waveform passes to the sampler and here the amplitude samples are temporarily held as analogue

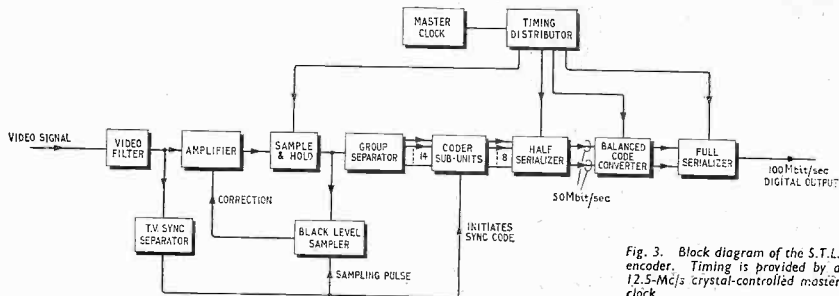


Fig. 3. Block diagram of the S.T.L. encoder. Timing is provided by a 12.5-Mc/s crystal-controlled master clock.

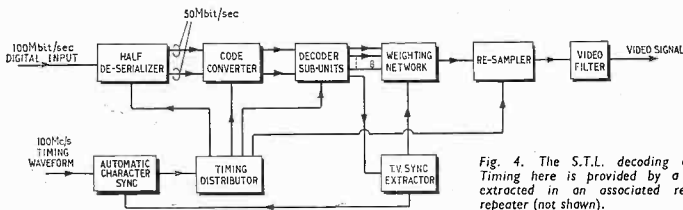


Fig. 4. The S.T.L. decoding equipment. Timing here is provided by a waveform extracted in an associated regenerative repeater (not shown).

voltages for 50 nsec to allow time for the coder to operate. At this point it is essential to ensure that the black level of the picture is represented by a constant analogue voltage value—that is, the d.c. component must be maintained—otherwise, the coder will generate incorrect characters. This is the function of the “black level sampler,” which is part of a sampled-data control loop providing a feedback signal that adjusts the d.c. level of the picture signal.

The next stage is the process of analogue-to-digital conversion. In order to represent 81 amplitude levels in the type of signalling code employed, 8-digit binary characters are necessary. With a sampling frequency of 12.5 Mc/s this means a final transmitted digit rate of 100 Mbit/sec. To achieve the high speed of analogue-to-digital conversion necessary for this signalling rate, the conversion is performed on a parallel basis—that is,

each amplitude sample is converted into a binary character represented by eight bits appearing *simultaneously* on eight wires. It is not, however, possible to use a single parallel coder to convert all the 81 amplitude levels as this would raise considerable problems in drive, propagation time and instability as a result of interconnecting large numbers of solid-state logic circuits. Instead the total range of amplitude levels is first separated into 14 groups of 6 levels each (except in two groups) and for each of these 6-level groups a separate parallel coder sub-unit is provided. The outputs of the 14 coder sub-units are then combined. The separation into 6-level groups is performed by a chain of voltage discriminators set by appropriately graduated reference voltages.

In the encoder each amplitude level is converted into a pattern of 8 simultaneous digits according to the scheme shown in Fig. 5 (a). This code was devised by K. W. Cattermole of S.T.L. and its features will be described later. Next the parallel code characters have to be transformed into serial characters for transmission, and for economy in transistor circuitry in the “balanced code converter” this is done in two separately operating sections of the “half-serializer”—one section producing digits 1, 3, 5, 7 as a serial pulse train at the same time as the other section produces digits 2, 4, 6, 8 as a similar pulse train (e.g. digits 1 and 2 occur simultaneously). The two resulting 50 Mbit/sec serial pulse trains then pass through a code converter and are finally interleaved in the “full serializer” to produce a 100 Mbit/sec output which is transmitted through the 960-yd coaxial cable.

Need for balanced code

The function of the code converter in Fig. 3 is to achieve a type of code which simplifies the transmission system equipment—notably the pulse-regenerating repeaters needed to make up the losses and distortions in long distance communications circuits. Pulse regeneration is basically a matter of amplification followed by amplitude slicing to restore the incoming distorted waveform to square-pulse form. If, however, the incoming pulse code waveform is unbalanced—that is, contains long sequences of similar digits (all 1s or all 0s)—d.c. restorers are necessary in the repeaters to ensure that the waveform is sliced at the correct levels. If, however, a balanced code can be used (waveform containing approximately equal numbers of 1s and 0s) d.c. restoration is unnecessary and the repeaters are consequently simplified. In addition, with a balanced code, the repeaters can work at lower supply voltages, allowing more repeaters to be supplied in series through the same cable; all amplifiers are uniformly loaded and they need not be linear; and the necessary extraction of the pulse repetition frequency in the repeater is simplified and the timing errors due to level changes

(Continued on page 117)

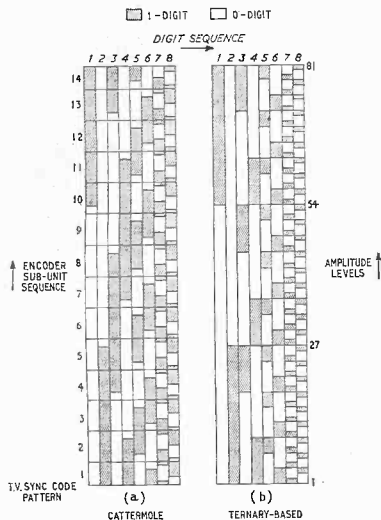


Fig. 5. Binary codes used in the S.T.L. encoding/decoding equipment: (a) Cattermole unit-distance code; (b) ternary-based code which can be translated into and from a balanced code.

NEW Reslo

cardioid pencil dynamic microphone

The type CPD, the latest in the Reslo range of dynamic (moving coil) microphones, incorporates a rugged but miniaturised dynamic insert specially designed to have a unidirectional sound pickup pattern.

The insert is mounted at the larger diameter end of a light-weight tapered cylindrical case and is secured in position by a special front cap which allows, by means of carefully disposed slots, virtually equal acoustic energy originating at the rear of the microphone, to arrive at both sides of the diaphragm. At the same time, the design of the insert provides a considerable degree of a complex control by means of a complex acoustic resistance network via the rear of the magnet assembly into the closed microphone case.

The overall result is a smooth and wide frequency characteristic well maintained throughout the audio frequency spectrum. The CPD microphone is very suitable for high quality music recording and relay purposes, and can, in addition, be used for loud, close speaking and singing with impressive realism. The microphone incorporates an on-off switch and is supplied with a detachable holder.

Retail prices:
Low impedance model - £15.0.0
Medium and High impedance - £16.0.0
For more detailed information and prices, please write to
Reslosound Limited,
Spring Gardens, London Road,
Romford, Essex.
Phone Nos.: 49087, 46645. STD. RO.




SR430

The RESLO range of Public Address Equipment.

Line source and cabinet loudspeakers. The LS100A line source loudspeaker is one of a range specially designed for Public Address installations in churches, assembly rooms, factories, theatres etc.

Audio amplifiers.


A range of amplifiers with outputs of 15 to 250 watts, employing the 100 volt line system, is also in continuous production and development. The SR430 30 watt amplifier has been designed for Public Address work combining high reliability with a smooth frequency response of 100 c/s to 15 Kc/s.



LS100A



To measure C. W. Power . . . Sideband power . . . Modulation depth



- Frequency Range:
1-1400 Mc/s
- Ranges: 0-100mW,
0-300mW
- Input Impedance:
50 ohms.

The U.H.F. Wattmeter Type 319 is a light and compact instrument for measuring C.W. power, sideband power, and modulation depth in the frequency range 1-1400Mc/s. Carrier and sideband powers are indicated directly on a 3½" scale meter in two ranges. Percentage modulation depth is shown on a potentiometer scale.

For carrier measurement no additional power is necessary; internal dry batteries provide power for sideband and modulation measurement. This instrument is one of the units in the Airmec range of U.H.F. equipment which includes connectors, adaptors, attenuators, reactance lines, slotted lines etc.

Airmec UHF Wattmeter Type 319



Airmec for peak performance consistently

LABORATORY INSTRUMENTS DIVISION
Oscilloscopes, Wave Analysers, Signal Generators, Phase Meters,
Valve Voltmeters, Frequency Standards, High Speed Counters, etc.
AIRMEC LIMITED, HIGH WYCOMBE, BUCKS, ENGLAND
TELEPHONE: HIGH WYCOMBE 21201 (10 LINES)

are reduced. The purpose of the code converter in Fig. 3 is therefore to transform the generated Cattermole code into a balanced code providing these substantial advantages.

This transformation is performed on the basis of a ternary code, as shown in the table below. A ternary code is one in which numbers are represented in terms

Ternary code	Binary coded version	Balanced code
0	01	01
1	00	00 or 11
2	10	10

of three digits, 0, 1, 2, instead of the two digits of the binary scale or the ten of the decimal scale—the digit positions in a ternary number having the weights of powers of 3, that is, $3^0, 3^1, 3^2, 3^3$ etc. The three digits of the ternary code can be represented in binary form, as shown. Here the ternary digit "1" is represented by 00, but it could equally well have been 11 because this combination is not used by either of the other two ternary digits, 0 or 2. This fact is made use of to produce a balanced code, by representing the ternary "1" alternately by 00 and 11. The waveform of the balanced code has the properties that its mean value is always equal to half its peak-to-peak amplitude and that never more than four 1s or four 0s follow each other.

The Cattermole code generated by the encoder is one of a class of what are called "unit-distance codes." A more familiar member of the class, and also used in p.c.m. television, is the reflected binary or Gray code. In analogue-to-digital conversion these codes have the property that, in handling a transition between adjacent analogue levels, only one digit changes. (This can be seen from Fig. 5(a).) This property is valuable because it avoids the encoding errors which might arise if several digits changed simultaneously, as they do in pure binary (e.g. with a five-digit binary code a transition between analogue values 15 and 16 would cause all five binary digits to change simultaneously), and it is to avoid such errors that the Cattermole code is used in the Fig. 3 equipment. It is used in preference to the more familiar Gray code because its particular cyclic pattern simplifies the circuitry for the subsequent transformation into a

balanced code. In this last-mentioned process the Cattermole code is first converted into a ternary based code, of the type shown in the table above and in Fig. 5(b), which is then transformed into the balanced code. All these operations are performed by solid-state logic circuits.

In the decoder (Fig. 4) the incoming 100Mbit/sec pulse train is first divided into two 500Mbit/sec trains, each of which is then converted back to the ternary-based code of Fig. 5(b). There are eight decoder sub-units, one for each digit position, and each sub-unit produces a sequence of analogue voltages corresponding to the arriving digits in that position. These voltages then pass into a weighting network where proportions of them are taken and combined according to the weights of the digits in the respective positions (the television sync pulse being also restored by this process). The resulting sequence of discrete voltages is then smoothed into a continuous wave-form by the video filter and passes to the picture display equipment.

Regenerative repeater

Synchronization of the decoder with the encoder is achieved by a 100-Mc/s timing waveform extracted from the 100Mbit/sec p.r.f. in a regenerative repeater at the decoder terminal. This waveform is applied to the "automatic character sync" unit which controls the timing of the various decoding operations. The regenerative repeater (Fig. 6) operates by sampling the incoming distorted waveform—after it has first been amplified by 65 dB—with accurately timed short pulses derived from the 100Mbit/sec repetition rate of the input. These short sampling pulses are obtained by amplifying, slicing and differentiating the incoming signal and then applying the differentiated pulses, after further amplification, to a filter with a high Q factor (400), the resulting 100 Mc/s sinewave being then once again sliced and differentiated. The short code pulses resulting from the sampling process have a duration of 4 nsec and have to be stretched to restore them to their full width of 10 nsec as generated by the encoder.

A certain amount of work on pulse coded television has also been done by the Automatic Telephone and Electric Co. at Liverpool. At last year's Physics Exhibition in Manchester they showed an experimental equipment for encoding signals with a bandwidth of 6.5 Mc/s. It used a 7-bit parallel code of the Gray type and the parallel characters were subsequently serialized to give an output digit rate of 91 Mbit/sec. The company claimed that this type of encoder would allow full quality colour transmission to be achieved.

In the U.S.A. the main work on pulse coded television is being done at Bell Telephone Laboratories in New York. Little need be said about it here as the experimental equipment (see Fig. 7) is very fully described in three papers in the *Bell System Technical Journal* for November 1965. Suffice to say that the equipment is not for television transmission alone but multiplexes television, telephony and high-speed data into a final pulse code stream of 224 Mbit/sec. The system will handle two television pictures; 3,456 voice channels; or 864 voice channels plus a television picture plus a composite signal comprising 600 frequency division multiplexed voice channels. The complete television waveform, including the sync pulses, is quantized into 512 amplitude levels, requiring a 9-bit unit-distance (Gray) code, and the sampling rate is 12.352 Mc/s. Encoding is performed by either a solid-state encoder or a special deflected-beam




Fig. 6. Regenerative repeater used at the receiving terminal of the S.T.L. experimental equipment.



Fig. 7. Part of the Bell Telephone Laboratories experimental p.c.m. equipment. This unit simulates the pulse jitter that would accumulate over a 4000-mile transmission system. Automatic compensation for jitter is provided.

coding tube. At present the tube still gives a slightly better performance, though it is expected that solid-state circuitry will catch up soon.

In the time-division multiplexing of the different signals, an interesting method of synchronization called

"pulse stuffing" is used to avoid the necessity of locking the digit rate of the lower speed signals to that of the high speed line. Furthermore, the technique also allows information to be readily added or taken off along the route. Pulses from each coder (or from lower speed digital inputs) are written into a small digital store and then read out at a slightly faster rate which is an exact sub-multiple of the line rate of the high speed system. Each time the store is about to be exhausted, an extra pulse having no information-carrying value is generated and "stuffed" into the stream transmitted on the line. This produces a pause in the read-out from the store and allows it to refill. Thus, input sources whose rates differ by small amounts are synchronized to the digit rate of the high speed line. At the receiving terminal, the pulses are demultiplexed and each signal is written into its receiving digital store and read out at the original rate which that signal had. This is possible because the transmitting terminal sends control signals to the receiver to inhibit the writing of stuffed pulses into the receiving store.

Pulses leaving the multiplexer are converted to a balanced code, for the reasons explained above, but this is a three-level code called paired selected ternary. In this code, sequences of binary digits are grouped into pairs and transmitted as combinations of positive pulses, negative pulses and absence of pulses.

REFERENCES

1. One of the earliest accounts of work in this field was "Television by Pulse Code Modulation," by W. M. Goodall, in *Bell System Technical Journal*, Vol. 30, January 1951, pp. 33-49.
2. See, for example, "P.C.M. for G.P.O. Telephones," *Wireless World*, February 1965, p. 87.
3. "Picture transmission from Mars," *Wireless World*, August 1965, p. 385.
4. See "Information Theory and Pulse Communication," by D. N. Tilsley. *Wireless World*, June 1965, p. 265.

LITERATURE RECEIVED

A wall chart giving "A summary of Texas Instruments silicon transistors" has been published by their stockists Quarndon Electronics (Semiconductors) Ltd., Slack Lane, Derby.
WW 301 for further details

Airpax Electronics Inc. have produced a 6-page bulletin (F-8) on "Electromagnetic Pickups." It contains details of seven of their transducers and discusses the application of magnetic pick-ups to tachometry, counting, positioning, motion study, timing, vibration measurement and synchronising. Copies are available from the Seminole Division of Airpax Electronics Incorporated, P.O. Box 8488, Fort Lauderdale, Florida 33310.
WW 302 for further details

A short-form catalogue of the "Medical Electronic Instruments" manufactured by San'ei Instrument Company, of Tokyo, is available from Instrumentarium Ltd., 28 Manchester Street, London, W.1.
WW 303 for further details

The complete range of Zener and reference diodes currently made by Motorola Semiconductor Products Inc. are included in a selection guide—which takes the form of a wall chart—obtainable direct or from the U.K. stockists, Celdis Ltd., Trafford Road, Richfield Estate, Reading, Berks.
WW 304 for further details

A 28-page catalogue on the range of Variac variable transformers made in this country by the Zenith Electric Company (under licence from General Radio) has been sent to us by the exclusive U.K. distributors, Claude Lyons Ltd., of 76 Old Hall Street, Liverpool 3.
WW 305 for further details

Vibro-Meter Corporation, of Switzerland, have produced a short-form catalogue on their transducers and associated electronic equipment. This is obtainable from the company's recently opened British Office at Haletop Civic Centre, Wythenshawe, Manchester 22.
WW 307 for further details

Arcoleetric Switches Ltd., of Central Avenue, West Molesey, Surrey, announce that their 1966 catalogue (No. 136) covering their range of switches, neon indicators and signal lampholders is now available. A price list appears in the front of this 62-page publication.
WW 308 for further details

Lind-Air (Supplies) Ltd., of 53 Tottenham Court Road, London, W.1, announce that a new catalogue containing details of over 100,000 different types of British and American plugs, sockets and connectors is now available. A number of supplementary leaflets, on pen recorders, transducers and accelerometers, microwave components, and semiconductor devices and valves, are to be found within the catalogue.
WW 309 for further details

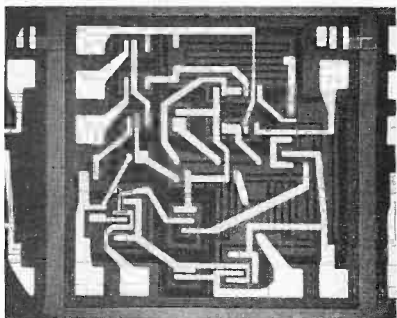
INTEGRATED CIRCUITS FLOOD INTO EUROPE

NEW LINEAR AND DIGITAL TYPES AT PARIS ELECTRONIC COMPONENTS SHOW

ALTHOUGH there is a great deal of talk about the commercial invasion of Europe by American electronics companies, it is only when one goes to a truly international exhibition like the *Salon International des Composants Electroniques* (Paris, Parc des Expositions, 3-8 February) that one appreciates its full impact. Here one is faced with the combined forces of the latest American product technology before they have become absorbed into the native industry. This year in Paris the latest invasion force was obviously integrated circuits.* Of the 22 exhibitors of these devices counted by our reporter, 16 were American, four were French and two were British. The Americans, it would seem, are desperately anxious to capture as much of the European market as possible. Integrated circuits only become competitive with conventional circuits when they are made in sufficiently large quantities. This means that there is room for only a small number of manufacturers, and it has been estimated that even the U.S.A. market may support only about five companies. Thus the question of who will survive and who will have to pull out in the U.S.A. may well depend on how much of the European market each manufacturer can secure.

In such an atmosphere the European producers of integrated circuits, although well advanced in technology, have their backs to the wall commercially. At the *Salon*, for example, two major French companies, Coserm (controlled by C.S.F.) and Sescro (controlled by C.F.T.H.) revealed that they were exploring the possibility of a co-operative agreement to meet the American competition. In Britain, Ferranti and Marconi are jointly manufacturing a range of circuits, and in Holland, the Philips company have tied up with


*Wireless World uses this term in the broadest sense to cover monolithic semiconductor devices, thin-film circuits and hybrid circuits.



The semiconductor chip of a monolithic operational amplifier with a voltage gain of 45,000 recently introduced by SGS-Fairchild.

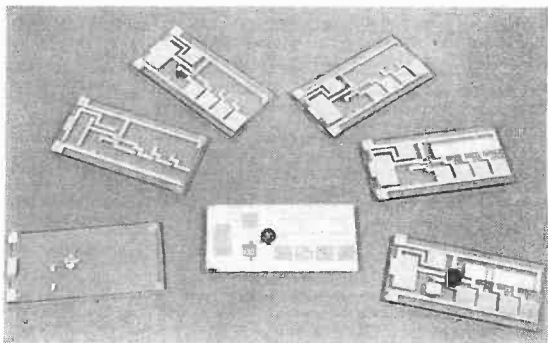
Westinghouse Electric International in a technology exchange agreement.

A noticeable technical trend was the increasing number of linear integrated circuit devices coming on the market. These were mostly general-purpose amplifying devices—operational amplifiers, video amplifiers, d.c. amplifiers, differential amplifiers and the like. One of the latest was a monolithic operational amplifier from SGS-Fairchild, the 759C μ A 709, which had a high voltage gain of 45,000 and an output voltage excursion of ± 14 V. An operational ampli-



Examples of Microwave Associates' miniature i.f., pulse and logarithmic amplifiers using integrated circuits. Frequency range: 30 to 350 Mc/s. Bandwidths: 5 to 100 Mc/s. Gain factors: 60 dB to 100 dB.

Stages in the construction of a hybrid integrated circuit as demonstrated by LCC-Steajix—one of the many passive-component manufacturers who are going into the thin-film business.

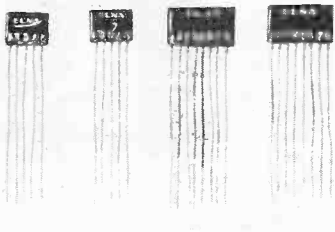




This English Electric u.h.f. klystron will operate at the high peak output power of 40 kW.



Numerical indication of signal level in decibels with respect to 0dB reference (1mV into 600 Ω) is given by this Compagnie des Compteurs instrument designed for the range 10 c/s to 100 kc/s.



A return to the multiple resistor elements of the 1950s? Examples shown by Elna Denshi offer resistance values from 500 Ω to 220 k Ω .

fier in a TO-5 can shown by Motorola allowed a choice of input impedance—20 k Ω with conventional input circuit or 2 M Ω with a Darlington circuit.

For higher frequency working several manufacturers were offering wide-band amplifiers with -3 dB bandwidths of 100 Mc/s and voltage gains of the order of 10-15. The Philco monolithic SA-20, for example, packaged in an 8-lead TO-5 can, has an input impedance of 1.6 k Ω , an output impedance of 5 Ω and operates from a 24-V supply. Comprising three direct-coupled transistors and six resistors, it has -65 dB intermodulation distortion, a pulse response of 10 ns and provides terminals by which an external feedback capacitor or filter network can be connected into the second stage. Other amplifiers had smaller bandwidths, up to 35 Mc/s, and voltage gains in the range 10-50. Monolithic a.f. amplifiers—particularly suitable for hearing-aid amplifiers carried in the ear—included a three-transistor circuit made by La Radio-technique, with a gain of 80 dB and package dimensions of 2.7 \times 2.7 \times 1.1 millimetres. Noise figures are about 4 dB.

Because of their small size and monolithic construction the majority of linear amplifiers now available are very low power devices of not much more than 50 mW dissipation, but this is not a fundamental limitation. An a.f. amplifier circuit in a TO-5 can shown by Motorola, for example, gave an output of 1 watt (with 0.5% total harmonic distortion). For higher powers the hybrid integrated circuit technique is necessary. A good example was a servo amplifier, shown by C.S.F., with a power output of 3.5 watts. It comprised four separate transistor chips—a preamplifier, an amplifier and two power transistors—with thin-film tantalum or nickel-

chrome resistors and aluminium interconnections on a silicon substrate, all mounted in a transistor-type package of about $\frac{1}{2}$ in diameter. The gain at 400 c/s (the amplifier being designed to work in synchro circuits at this frequency) was 60 dB. Another servo amplifier of hybrid construction, this time with an output of 5 W was shown by Solitron.

Digital integrated circuits still dominate the scene, however, in a variety of circuit techniques with different power, speed, loading and noise immunity characteristics—DCTL (direct coupled transistor logic), DTL (diode/transistor logic), RTL (resistor/transistor logic), TTL (transistor/transistor logic) and several others. Apart from the usual gates (mostly NAND/NOR logic) and flip flops, a whole host of more complex functional units was to be seen, including shift registers, code converters, memory sensing amplifiers, counters, and half adders. RCA, having entered the integrated circuit field rather late, came out with a comprehensive range of digital and linear circuits, and these included a family of exceptionally high speed OR/NOR gates with propagation delay times of only 3.6 ns. This company were also showing monolithic ferrite memory modules, using 1-inch square ferrite wafers, each providing the equivalent of 4096 ferrite cores, with associated integrated-circuit diode selection matrices. The type MF2100 module, for example, had a storage capacity of 64 words with 64 bits per word, used 128 diodes and had a switching speed of 35 ns.

Another advanced technique, shown by General Micro-electronics, was the use of the m.o.s. insulated-gate field-effect transistor as the basic element in monolithic integrated logic circuits. Because of the high input impedance of the IGFET—the gate draws no input current—a very large number of the elements can be driven from the output of one element, and elements can function as memory cells by virtue of the charge storage effect. The IGFET elements work in the enhancement mode and this is stated to give good noise immunity because a threshold voltage must be exceeded before current will flow through the device. The number of elements per circuit can be 10 to 100 times greater than with epitaxial junction integrated circuits and, in fact, the economic competitiveness of the system depends on having at least 30 NAND/NOR elements per package.

Other items noted.—A whole range of off-the-shelf colour television receiver components and subsystems (OREGA) ● Artificial reverberation introduced mechanically in loud-speaker enclosures by coiled-spring resonant structures driven by rods from the cone, reverberation times being 8-15 sec over passbands between 50 c/s and 16 kc/s (Audax) ● Direct-current motors without brushes and synchro resolvers using the Hall effect (CSF) ● Small variable autotransformers as alternatives to potentiometers in low power circuits (Radiophon) ● Magnetrans for industrial heating (Varian and CSF) and rod-type heating elements heated by electron bombardment of a diode anode (Eimac) ● A water tap for hospitals, laboratories, etc., controlled without touching by a proximity detection device (Hosiden Electronics).

A Graphical Method of Harmonic Analysis

By V. O. STOKES

It often happens that a quick harmonic analysis is required in circumstances where speed is more important than a high order of accuracy. The following method is a ready means of determining the amplitude and phase relationships in a complex waveform, provided that the levels of the 5th and higher orders are relatively low.

The accuracy obtainable depends upon the plotting accuracy and the relative levels of harmonics and fundamental, with higher harmonic levels giving a greater accuracy. It is possible to obtain values of ± 0.5 dB for harmonics at -20 dB and ± 3 dB for harmonics at -40 dB, from the plotted curves.

Before proceeding with the description, however, it must be mentioned that the method is not new. It was devised by J. Harrison many years ago and has since appeared in several text books, one of which is Castle's "Manual of Practical Mathematics" published as long ago as 1920. A more theoretical explanation of the method was given in *Experimental Wireless* in 1934¹. Another graphical method was also described in *Wireless World* in 1962². However, a recent sampling (admittedly a small one) taken among younger engineers and students seems to indicate that it has fallen into disuse—indeed, it was quite unknown to them—which is a pity, for it can often save valuable time.

Description of the method

Perhaps the simplest way of describing the process of waveform analysis by this method is by practical illustration. Fig 1 is a plot of a complex waveform, the main constituents being fundamental, 2nd harmonic and

V. O. Stokes, joined the Marconi Company in 1926, at the age of 20, after two years with Western Electric. He spent seven years in the Test Department and in 1935 transferred to research and development. In 1950 he took charge of the group responsible for the design and development of transmitters. In 1963 he became assistant chief transmitter engineer and since last November has been assistant to the chief engineer, telecommunications. He is also editor of the Company's journal Point-to-Point Telecommunications.



3rd harmonic. Points 0 to 11 are marked on the waveform at 30° intervals: 0 at 0° , 1 at 30° , 2 at 60° , etc.

On a separate strip of paper, also shown in Fig. 1, the amplitude of points 0 to 11 are marked with respect to zero level. In practice, the paper strip is moved along in 30° steps, to obtain the best accuracy.

This marked strip is used to plot curves—shown in Fig. 2 and described later—of the constituent components of the waveform, by subtracting and adding the amplitudes of the various points in accordance with Table 1.

In Table 1, mathematical expressions representing component parts of a Fourier expansion are given for the three curves. As can be seen from these expressions half the amplitude of curve A gives the peak amplitude of the fundamental 3rd harmonic, ignoring the 5th,

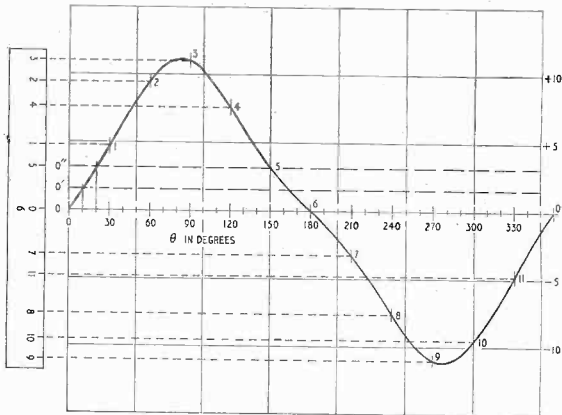


Fig. 1. A complex waveform with second and third harmonic content. The points identified numerically every 30° on the waveform are projected to determine the graduations on the card strip.

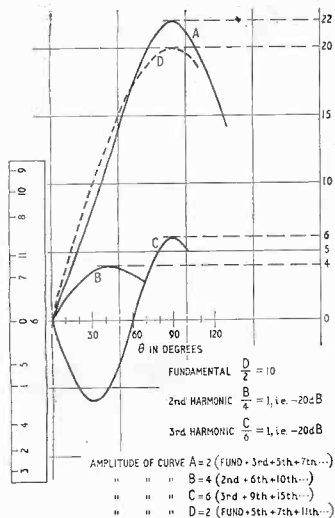


Fig. 2. The constituent components of Fig. 1 waveform plotted from the information given in Table 1. Note: For clarity sub-divisions have not been shown on the graph, but in the scale referred to in the text under the heading Accuracy, one unit would be represented by two small divisions.

TABLE I			
θ	A 2(Fund. + 3rd + 5th)	B 4(2nd + 6th + 10th)	C 6(3rd + 9th + 15th)
0°	0-6	(0-3) + (6-9)	(0-2) + (4-6) + (8-10)
30°	1-7	(1-4) + (7-10)	(1-3) + (5-7) + (9-11)
60°	2-8	(2-5) + (8-11)	(2-4) + (6-8) + (10-9)
90°	3-9	(3-6) + (9-0)	(3-5) + (7-9) + (11-1)
120°	4-10	(4-7) + (10-1)	(4-6) + (8-10) + (0-2)

7th, etc. One quarter of the amplitude of curve B gives the peak amplitude of the 2nd harmonic, ignoring the 6th, 10th, etc. One sixth of the amplitude of curve C gives the peak amplitude of the 3rd harmonic, ignoring the 9th, 15th, etc.

The peak amplitude of the fundamental is obtained by subtracting one third of the amplitude of curve C from curve A, at every 10° point, giving curve D, which is twice the fundamental amplitude.

The relative phase of the three components of the original waveform is obvious from Fig. 2.

Because the peak amplitudes of curves A and C are coincident at 90° in the example, both relative phase and amplitude could be obtained without drawing curve D, but in the general case it is necessary to plot curve D for an accurate assessment.

Plotting the curves

To plot the curves, the strip is reversed and points marked at 30° intervals, as shown in Fig. 3. The method

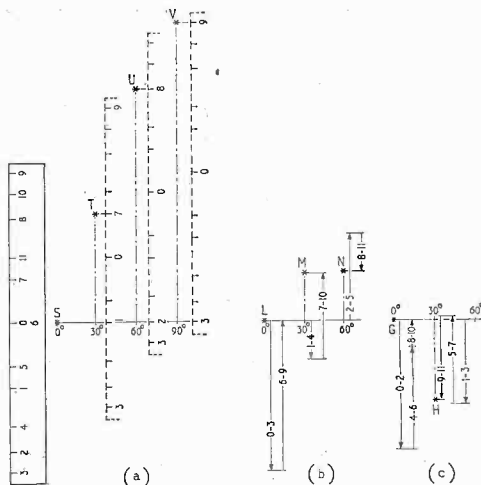


Fig. 3. The positions of the marked up paper strip which give points for curves A, B and C from the information in Table 1.

of plotting the points for curves A, B and C is shown in Fig. 3(a), (b) and (c) respectively. Points S, T, U and V are points for curve A, with points L, M and N for curve B, and points G and H for curve C, all at 30° intervals.

Fig. 3 is used to give an explanation of the method of using the inverted strip. The actual curves should be plotted as shown in Fig. 3, in order that the relative phase of harmonics and fundamentals can be determined.

From these points a rough approximation of curve A could be drawn, but they are quite inadequate to draw B and C.

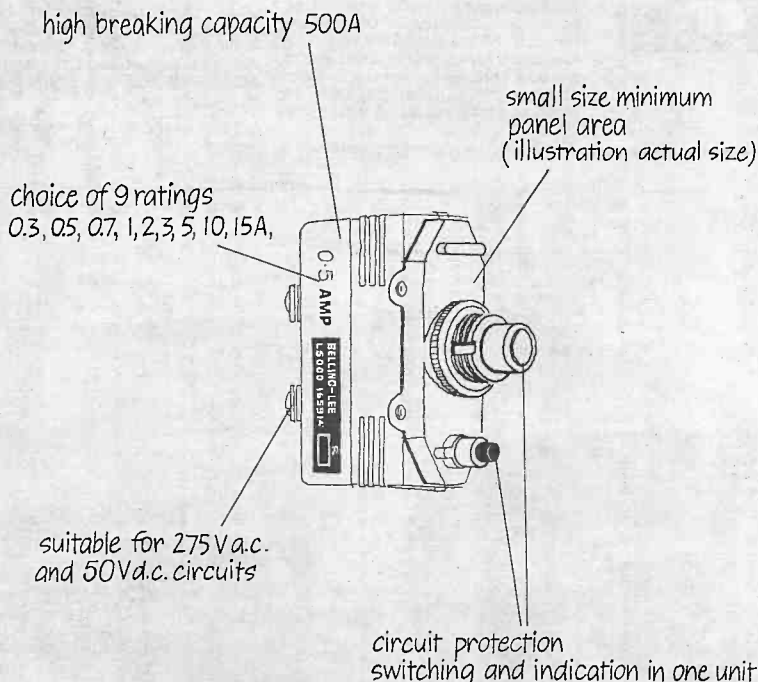
Additional points can be obtained at 30° intervals, starting at 10° and 20°, by using two more paper strips. On these strips, points 0 to 11 are marked, as before, but with reference to new zero lines, 0' and 0'' (see Fig. 1). Points on the 0' strip are marked 0 at 10°, 1 at 40°, 2 at 70°, etc., giving points for curves A, B and C when inverted and transferred to Fig. 3, at 10°, 40°, 70°, etc.

Similarly the other strip, 0'', will give points at 20°, 50°, 80°, etc., when marked with reference to level 0'. It is seen that 0' is the baseline drawn at the level of the complex waveform at 10°, and 0'' is the level at 20°.

Accuracy

For a second harmonic level of -20 dB and the scale used (see Fig. 2 note), the limits of measurement are about ±half of one small division in eight small divisions (curve B), giving an accuracy of approximately ±0.5dB. Also the limit of measurement of about one small division corresponds to a harmonic level of -40 dB (one tenth of curve B or C). At this harmonic level, ±half of one small division represents a tolerance of ±3 dB.

(Continued on page 123)



MINIATURE CIRCUIT-BREAKER
TYPE L5000

designed to meet applicable section of specification DEF. 5011

BELLING-LEE components

Write for leaflet E17-20 or telephone Miss Woolgar at Enfield 5393 Ext. 27

Belling & Lee Limited · Great Cambridge Road · Enfield · Middlesex · Telephone: Enfield 5393 · Telex: 263265

WW-114 FOR FURTHER DETAILS.

THE FABULOUS FOUR-O-EIGHT

Every operator using the R.408 experiences the unique satisfaction of an expert handling a precision instrument. Besides providing superlative performance for all present maritime communications requirements, the R.408 is primarily an SSB receiver type approved to the latest GPO specification for a Ship's Main Receiver. Completely transistorised with entire no-gap frequency coverage from 13kc/s to 28Mc/s, it also has a switched pre-tuned 500kc/s Calling & Distress Channel. The 90 inch tuning scale gives instant

and accurate re-setting of frequency. Handling qualities are as smooth as the performance. Unprecedented AGC, adjustable for variable attack and decay times to combat the worst receiving conditions.

Silicon planar transistors for utmost reliability. Continuously variable bandwidth 800c/s to 8kc/s. Crystal filter 160c/s for razor-sharp CW reception. AC and DC models for ship or shore mains supplies.

Full technical information available on request.



The R408 SSB/AM/CW Receiver

ANYWHERE ON EARTH

Redifon
 Radiocommunications

 WORLD LEADERS

A Member Company of the Redifon Group

Redifon Limited,
 Marine Sales Division,
 Broomhill Road, London, SW18
 Tel: VANdyke 7281

Table 2 gives the amplitude of curve D at every 10°, showing that in the example the plot of the fundamental does not depart from a sine wave by more than 2%.

It should be pointed out that these limits of accuracy assume that the plot of the original waveform is in itself correct within fine limits. In practical cases where the method of obtaining the original waveform does not enable the plot to be very accurate, the results will not be within such fine limits. For example, when the waveform is obtained from an oscilloscope, photographically or by tracing, the initial error is of the order of 5%. Thus the results obtained will be less accurate by this amount, giving total tolerances of approximately ± 1 dB for harmonics 20 dB down and ± 5 dB for harmonics 40 dB down.

Applications

It is obvious that there are many applications for this method of harmonic analysis, particularly in making early assessments, where quick answers are of more immediate importance than extreme accuracy.

One example is the determination of the harmonic content to be expected from valves and transistors under various operating conditions, based on the published characteristics.

Another example is the measurement of the harmonic content in a coaxial feeder at v.h.f., obtained from a

TABLE 2

	Level from Fig. 2	Rationalised level	sin θ
0°	0	0	0
10°	3.5	175	-1736
20°	6.7	335	-342
30°	10.0	5	-5
40°	12.6	63	-6428
50°	15.0	75	-864
60°	17.0	85	-766
70°	18.5	925	-9397
80°	19.5	975	-9848
90°	20.0	1.0	1.0

plot of the feeder voltage along a slotted line. In an application of this nature several precautions are necessary, but with a relatively high harmonic content and low v.s.w.r., the results obtained can be substantially correct.

Acknowledgement

The author wishes to express his thanks to the Director of Engineering, The Marconi Company Ltd., for permission to publish this article.

REFERENCES

- 1 D. C. Espley and L. I. Farrer. "Direct Reading Harmonic Scales." *Experimental Wireless*, April, 1934, p. 183.
- 2 H. C. Parr. "Harmonic Analysis," *Wireless World*, March, 1962, p. 106.

BOOKS RECEIVED

101 Ways to Use your Audio Test Equipment, by Robert G. Middleton. A book which the home constructor of audio equipment will find interesting. Test equipment used includes an audio oscillator, square wave generator, audio wattmeter, harmonic distortion meter, valve voltmeter and multi-purpose (current-ohm-volt) meter. Initially, nine checks are described for testing the test equipment. The remaining equipment tests are grouped under three main sections—amplifiers, components and systems. Originally published in America in 1959. Pp. 136; Figs. 150. Price 18s. W. Foulsham & Co. Ltd., Yeovil Road, Slough, Bucks.

Pick-ups: The Key to Hi-Fi, by J. Walton. In this book, the author, who has spent many years on research into the design of pickups and whose name is familiar to W.W. readers, presents practical advice based on the conclusions drawn from his research. In the introductory chapters definitions of fundamental terms are given, including compliance and tracking weight, stylus mass and distortion and stereo pickup separation. Succeeding detailed chapters cover recording characteristics, requirements from the pickup, pickup arms, practical use of the pickup, and fault diagnosis. Three appendices give details of calculations, record-reproduction correlators, references and further reading. Pp. 100; nearly 40 Figs. Price 10s. Sir Isaac Pitman & Sons Ltd., Pitman House, Parker Street, Kingsway, London, W.C.2.

Musical Instruments and Audio, by G. A. Briggs. A comprehensive, lucidly written and sometimes humorous treatment of audio characteristics, and the acoustic principles of musical instruments. The breadth of coverage is very wide and includes aspects such as directional characteristics, formants, distortion, electronic instruments, harmonic structure and tone generation. Separate chapters are devoted to the piano and to the tuning of different instruments. Where the humorous approach has been made, points in the text are supported by cartoons, some of which are reproduced from Punch. Pp. 240; Figs. 212. Price 32s 6d. Warfedale Wireless Works Ltd., Idle, Bradford, Yorkshire.

B.B.C. Handbook 1966. Contains facts, figures and general information relating to the organization and services of the B.B.C. These cover the radio and television services including analysis of programme material and audiences. Comprehensive sections are also included on the external services and engineering arrangements: the latter contains maps showing the limits of television service areas and notes on how to get the best reception, local interference, etc. Pp. 259. Price 7s 6d. British Broadcasting Corporation, Broadcasting House, London, W.1.

ITV 1966. The annual publication of the Independent Television Authority which contains a wide variety of information ranging from audience figures, programme popularity, advertising control, staff organization and technical operation. In a separate section covering I.T.A. transmitters, details of location, channel frequencies, and e.r.p., together with maps showing primary, secondary and fringe area coverage of each station, is given. Another section gives details of each of the programme companies. Pp. 224. Price 7s 6d. Independent Television Authority, 70 Brompton Road, London, S.W.3.

OUR NEXT ISSUE

The April issue of *Wireless World*, which will be published on March 21st, will include a survey of communications receiver techniques, together with tabulated information on the receivers available in this country. It will also contain a preview of the Audio Festival and Fair which is to be held at the Hotel Russell, London, W.C.1, from April 14th to 17th.

There will also be the usual quota of technical articles including one on the applications of the variable gain amplifier discussed theoretically in this issue.

WORLD OF WIRELESS

Moon Signals via Jodrell Bank

THE soft-landing of instruments on the moon for the first time by the Russian Luna 9 on February 3rd enabled close-up pictures of the moon's surface to be transmitted to earth. The frequency of the transmitter, 183.6 Mc/s, was made known by the Russians and signals were received by the Manchester University 200 ft radio telescope at Jodrell Bank at 10 dB above noise level. The frequency modulated carrier, when demodulated gave a.f. signals which were recognized to be facsimile transmissions and efforts were then made to locate a suitable photographic receiver. A Mufax machine, similar to normal newspaper photographic receivers, was provided by the *Daily Express*. The receiver required a.m. signals of 1.3 kc/s or 1.9 kc/s (with bandwidths of 1 kc/s or 1.5 kc/s respectively), but the information available took the form of a 1.9 kc/s tone, frequency modulated with a deviation of ± 400 c/s (the limits representing black and white) and consequently an f.m. to a.m. converter was required—also a Muirhead equipment and supplied by the *Daily Express*. Recordings made prior to the acquisition of the receiver and converter were found to be of no value. Picture transmissions continued, interposed with telemetry information, and eight pictures were received, not all complete, some of which appeared in the British Press before they were shown publicly in the U.S.S.R. The cessation of transmissions a few days later was reported to be due to failure of the supplies—batteries and/or "solar" cells.

The Muirhead photographic receiver (a modified D700) uses light from an intensity-modulated gas-discharge tube focused on to a drum covered with photosensitive paper. The drum is rotated at 60 rev/min (being controlled by a tuning fork standard of 1,020 c/s, amplifier and synchronous hysteresis motor) and the light beam scans the drum helically so that a density of 100 lines/in is obtained. The formation of an 8 in picture would thus take about 14 min. The exposed photographic paper is then required to be developed in the normal manner. The exact form of the scanning equipment aboard Luna 9 is not known, and the "index of co-operation" (drum diameter \times scanning density) was not the same, resulting in distorted pictures.



Results of Servicing Examinations

IN the annual report for the year ended February 28th 1965 of the Radio Trades Examination Board, the results of the four practical examinations conducted by the Board late in 1964 are recorded, and these are shown in the table. 1963 results are given in brackets.

Examination	Entered	Passed	Failed	Absent
Intermediate Radio and Television Servicing	1,704 (2,110)	1,081 (1,430)	565 (601)	58 (59)
Final Radio and Television Servicing	698 (547)	462 (400)	226 (139)	110 (8)
Intermediate Electronic Servicing	218 (151)	154 (89)	61 (51)	3 (11)
Final Electronic Servicing	21 (10)	14 (7)	5 (2)	0 (0)

For three of the examinations the number of candidates has been increasing but for the Intermediate Certificate in Radio and Television Servicing the number has decreased. The Council has been very concerned about this decrease and the Report contains some of the possible reasons to explain the decrease. As pointed out in the Report, entry for the practical examination is dependent on the number of candidates who pass written papers set by several institutes and there has been a drop in the number of students attending approved courses of study. Another factor is the growing popularity and interest in the wider aspects of electronic servicing rather than the limited field of radio and television servicing. In addition, however, it appears that there has been lack of support and encouragement from employers, reflected by their reluctance to release staff for attendance at courses.

Integrated Circuits

THE increasing use of integrated circuits is reflected by recent announcements from two American firms. The Radio Corporation of America is now manufacturing colour television receivers for marketing later this year with silicon chip integrated sound circuits containing up to 26 components. The second announcement was made by Motorola Semiconductor Products, Inc. The Company has started marketing integrated circuits for use by the amateur. Circuit configurations available are a binary bias driver, two types of flip-flop and a 3-input expandable gate.

Audio Fair

TICKETS for the International Audio Festival and Fair, to be held at the Hotel Russell, Russell Square, London, W.C.1, from April 14th to 17th, are now available free. Requests to the Editorial Office of *Wireless World* for tickets, which admit two, should be accompanied by a stamped addressed envelope. They are valid from 4-9 p.m. on the 14th, from 11 a.m.-9 p.m. on the 15th and 16th and from 11 a.m.-8 p.m. on the 17th. A limited number of tickets are available for the trade session from 11 a.m. to 4 p.m. on the opening day but requests for these must be made on business notepaper.

The illustration shows an experimental model of a video telephone developed by the Automatic Electric Company, a subsidiary of General Telephone and Electronics Corporation in the United States. A 16 mm vidicon television camera is used, and voice communication can be made either by a conventional telephone handset or by a microphone installed within the console.

The number of exhibitors at this year's Fair is approximately the same as last year but many of the rooms being used for demonstrations are larger. Most of the 85 exhibitors will have demonstration rooms as well as booths in the main exhibition area. In our next issue we will include a preview of the Show.

Help for the Housebound.—A joint experiment by the G.P.O., the Manchester Corporation Welfare Services Department, the North Western Electricity Board and the Post Office Engineering Union is being conducted in Manchester to investigate the use of the electricity mains wiring for emergency communication between an elderly housebound person and a nearby neighbour. The system used is the Labgear Portaphone, a loudspeaking intercommunications arrangement which utilizes mains wiring for interconnection purposes. Communication is possible over a distance of approximately $\frac{1}{2}$ mile depending on the complexities of the mains distribution network. Two units, one at each end of the communication path, are connected to any mains points on the same phase and provide simple two-way voice communication controlled by a press-to-talk arrangement. In the experiment, announced by the P.M.G. last December, about 40 housebound people in selected districts on the eastern side of Manchester are to be provided with equipment by the Post Office and installation will be undertaken on a voluntary basis by members of the Post Office Engineering Union.

An international hook-up for high-speed news transmission was used recently by Standard Telephones and Cables Ltd. when demonstrating its GH 205 telephone-speed data communication system. The hook-up took place between the *Washington Post*, the Newspaper Society in London and Agence France Press in Paris; the equipment was installed in the Council Room of the Newspaper Society. Using normal telephone speech channels copy was passed at speeds up to 1,250 words per minute—18 times faster than conventional teletypewriter speeds. In the system, messages are punched on paper tape as for standard teletypewriter or automatic telex transmission. Contact is then established by telephone, the information on the tape is converted into pulses which are transmitted over the telephone line via suitable tone conversion apparatus. At the receiving end, incoming tape is fed into reproducer sets to obtain printed copy which if necessary can be transmitted to local offices over normal teletypewriter channels.

Broadcast Receiving Licences.—During the last six months of 1965 the number of combined television and sound licences in the U.K. increased by 157,891 bringing the total to 13,515,894. Sound only licences fell by 88,719 to 2,678,155; this figure includes 658,200 for receivers in cars which represents an increase of 19,588.

Police Use New Facsimile Communication System.—Instead of using the conventional methods of communication between headquarters and divisional offices, Bristol police are now using a facsimile system. By this method the facsimile of any written or printed matter—for example, maps, sketches, identikit pictures—can be transmitted to different centres. Advantages are a much higher speed of transmission of typed material, freedom of errors on the received copy and the fact that the system cannot be tapped. The system has been produced by Muirhead & Company in liaison with the Bristol Constabulary and with the assistance of the General Post Office Advisory Service.

T.E.M.A. Awards.—For the eighth successive year the Telecommunication Engineering and Manufacturing Association has held a competition for the best final-year apprentice of its eight member-firms. Awards of £25 were presented to J. Daniel, B.Sc., graduate-in-training with G.E.C., P. S. Casey, student apprentice (A.T. & E.) and P. G. Howard, technician apprentice (A.T. & E.), at the Association's annual dinner on February 8th.

Computer Presented to College.—A 10-year-old Ferranti Pegasus computer has been presented to the Northampton College of Advanced Technology, London, E.C.1, by the National Research Development Corporation. During its life the computer, which has always been based at the College, has averaged a 12-hour day. The N.R.D.C. paid £45,000 for the computer but they have recovered more than this sum by charging industrial and commercial firms £30 an hour for use of the computer. A great deal of work has also been done for universities on a non-profit basis.



A new American 140-ft radio telescope can be sighted to within 0.003" and will maintain this accuracy in winds up to 15 m.p.h. The telescope is in use at the U.S. National Radio Astronomy Observatory, Green Bank, West Virginia. Shouldering the weight of the massive yoke and dish are a 210 ton shaft and a 167 ton mirror-finished bearing of 17 ft 6 in diameter. Five months were spent in carefully grinding and polishing the bearing and the resultant accuracy is such that the telescope rotates on a film of oil only 0.005 in thick.

N.E.R.C.—The first annual report of the National Electronics Research Council, presented by the chairman, Earl Mountbatten, records a proposal to alter the Articles of Association so as to incorporate in its constitution "every organization, large and small, which is interested in the success of the British electronics research effort." This change has been necessitated by the need for increased income.

A new £550 studentship for research purposes is announced by the Department of Electrical Engineering at the University of Newcastle-on-Tyne; normal period of tenure will be two years but with the possibility of renewal for a third year. The studentship has been endowed by Electrosil Ltd., of Pallion, Sunderland, Co. Durham.

A two-day course of lectures on Component Reliability, under the leadership of G. W. A. Dummer, of R.R.E., is being held at the Bristol College of Science and Technology, Ashley Down, Bristol 7, on March 8th and 9th. The fee, including meals, is £5.

PERSONALITIES

The forty-fourth award of the I.E.E. Faraday Medal has been made to J. A. Ratcliffe, C.B.E., F.R.S., "in recognition of his extensive researches on the physics of the ionosphere, and of his studies on the propagation of low-frequency radio waves." Mr. Ratcliffe, who graduated at Sydney Sussex College, Cambridge, remained at the University, apart from the war years, until his appointment in 1960 as director of what is now the Radio and Space Research Station at Slough. He is retiring at the end of February. At Cambridge he divided his time between teaching physics and research work on radio propagation. During the war Mr. Ratcliffe was closely concerned with the development of radar at the Telecommunications Research Establishment, where he formed



J. A. Ratcliffe.

the Post-Design Service which is instrumental in converting experimental gear into radar equipment for service in the R.A.F. Mr. Ratcliffe also founded the radar school for the Army at Peterham.

J. R. Brinkley, managing director of Pye Telecommunications Ltd., and R. M. A. Jones, managing director of E. K. Cole Ltd. and vice-chairman of the Telephone Manufacturing Company, have been appointed additional deputy managing directors of Pye of Cambridge Ltd., the holding company of the Pye-Ikco group. Mr. Brinkley was in the Home Office Communications Directorate from 1942 until 1948 when he joined Pye and a year later became technical director of Pye Telecommunications. He is a member of the board of the British Space Development Company. Mr. Jones, who was a Lieut. Colonel in Royal Signals during the war, joined Pye in 1936 and has for many years been managing director of Pye TV Manufacturing Co. at Lowestoft. On the acquisition of Ikco by Pye in 1962 he also became managing director of E. K. Cole Ltd.

R. J. Lees, M.A., B.Sc., director of the Ministry of Aviation Signals Research & Development Establishment at Christchurch, Hants, for the past three years, was recently appointed deputy director (equipment) at the Royal Aircraft Establishment, Farnborough. Mr. Lees, who is 48, joined the Telecommunications Research Establishment, Malvern, in 1939 where he remained until 1959 when he was appointed head of the Instruments and Air Photography Division at R.A.E., Farnborough. While at Malvern he was successively director of scientific research (guided weapons) and head of airborne radar.

Detek D. Arnold has been appointed director of production for the Solartron Electronic Group. He was formerly works manager with Hewlett Packard Ltd., and was for three years manufacturing manager with Tektronix in Guernsey.

Sir Harold Bishop, C.B.E., B.Sc. (Eng.), F.C.G.I., M.I.E.E., director of engineering of the B.B.C. from 1952 until his retirement in 1963, has been elected an honorary member of the I.E.E. "for his contributions to the science and art of sound and television broadcasting and their application both at home and overseas." Sir Harold, who received a knighthood in 1955, started his professional career in the engineering division of the Office of Works. He joined Marconi's in 1922 and was concerned with the setting up and operation of the London 2LO broadcasting station in Marconi House, Strand. In 1923 he transferred to the newly formed British Broadcasting



Sir Harold Bishop.

Company as senior superintendent engineer. Sir Harold is now a consultant to B.I.C.C. and a director of International Research & Development Company of Newcastle-upon-Tyne.

David D. Jones, B.Sc., M.Sc., D.I.C., has been appointed head of the laboratories of Associated Semiconductor



D. D. Jones.

Manufacturers Ltd., in succession to the late Dr. E. G. James. He joined the Hirst Research Centre in 1947. During 1951 and 1952 he was a post-graduate student at Imperial College, London, where he obtained his diploma in electrical engineering. On returning to G.E.C. he helped to build up a semiconductor applications team. Mr. Jones, who is 44, studied at the University College of Wales, Aberystwyth, where he graduated with an honours degree in physics. He obtained his M.Sc. in mathematics by evening study at Chelsea Polytechnic, London. Associated Semiconductor Manufacturers Ltd., is the joint Mullard-G.E.C. company developing and manufacturing Mullard semiconductor devices.

Graham D. Clifford, C.M.G., secretary of the Institution of Electronic & Radio Engineers since 1937, left London on February 8th on a world tour. He will be visiting Israel, India, Singapore, Australia, New Zealand, Fiji, Hawaii, the U.S.A. and Canada with the object of promoting the exchange of information in electronic and radio engineering. Mr. Clifford will be in Canada when Lord Mountbatten speaks in Ottawa on April 14th on the work of the British National Electronics Research Council (of which Mr. Clifford was honorary secretary until last September) and the selective dissemination of information.

J. P. Wykes, O.B.E., A.M.I.E.E., manager of the Maritime Division of the Marconi Company since 1956, retired on January 31st. After 11 years' service as a radio operator with Marconi Marine he worked as a design engineer with the Marconi Company. In 1946 he became assistant engineering-chief (test), and was works manager at Chelmsford from 1949 to 1956.

Dr. G. G. Macfarlane, director of the Royal Radar Establishment, Malvern, since 1961, is to receive the honorary degree of LL.D. from the University of Glasgow on its Commemoration Day—June 22nd. Dr. Macfarlane, who graduated at Glasgow in 1937 and then did two years' postgraduate research at Dresden where he obtained his Dr. Ing. degree, was throughout the war at T.R.E. (now R.R.E.) concentrating on mathematical problems in radar and microwave physics. He became head of the mathematical group in 1945 and from 1953 to 1960 was deputy chief scientific officer at R.R.E. He then became deputy director of the National Physical Laboratory but returned to R.R.E. the following year as director.

E. J. Jordan, Assoc.I.E.R.E., recently joined Audio & Design Ltd., of Maidenhead, as a director. He will be responsible for the development and design of specialized professional and domestic loudspeakers. After spending six years in the service department of the G.E.C. he was for twelve years with Goodmans Industries where from 1959 to 1964 he was senior engineer.



E. J. Jordan

Since 1964 until his new appointment Mr. Jordan has been technical director of Jordan-Watts Ltd., of Hayes, Middx., where he produced the first "modular" loudspeaker.

A. C. Robb, M.Eng., Ph.D., M.I.E.E., has joined Counting Instruments Ltd., of Borcham Wood, Herts, as chief engineer. Dr. Robb, who graduated at Liverpool University where he obtained a master's degree for postgraduate work, had been with Belling & Lee since 1961, first as technical manager and, since 1962, as technical director. Prior to joining Belling & Lee he spent some time at Glasgow University as a research fellow working on the design of high-voltage particle accelerators where he gained his doctorate for related studies. In 1963 Dr. Robb contributed an article to *Wireless World* on the problems associated with u.h.f. television reception.



The 40th anniversary of Baird's first demonstration of television to members of the Royal Institution at his Frith Street, Soho, laboratory, was commemorated recently at a dinner attended by members and guests of the Television Society. In the photograph, taken in the building in which the original demonstration was staged, W. C. Fox (left) The Times correspondent who attended the demonstration, is describing the occasion to members and guests. On the right is W. Toynton, the first man to be televised by Baird in 1926.

W. I. Flack, Assoc. I.E.E., a member of the panel whose discussion on integrated circuits we published in our January issue, has been appointed technical director of G.E.C. (Domestic Equipment) Ltd. Mr. Flack is also a member of the management team of Radio & Allied Industries, the radio and television receiver manufacturing company in the G.E.C. Group. He joined R.A.I. in 1957 after spending 14 years with the Telegraph Condenser Company.

Roy F. Stevens, the new president of the Radio Society of Great Britain, which has a membership of some 13,500, is not in radio professionally but has been a licensed amateur transmitter (G2BVN) since 1937. Throughout the war he was in the R.A.F. His special interest in amateur transmitting is s.a.b. operation in the h.f. band. The Society's executive vice-president is F. K. Parker (G3FUR) who last year formed Park Air Electronics, of Stamford, Lincolnshire, who market electronic aids for aircraft.



R. F. Stevens

B. R. Coles, B.Sc., D.Phil., reader in physics at Imperial College, London, has been appointed to the chair of solid state physics at the College.

J. B. Race, A.M.I.E.E., has been appointed general manager of the Cambridge Instrument Company's factory at Chesterton Road, Cambridge. He was formerly works director of E.N.V. Engineering Ltd. During the war he served in the Fleet Air Arm, leaving with the rank of Lieutenant Commander.

OBITUARY

Edred Jeffrey, A.M.I.E.E., who will be known to many readers of *Wireless World* as contributor of the articles on a high-gain phase splitter in 1947 and a low-cost stereo amplifier in 1961, died on January 5th at the age of 49. Mr. Jeffrey had been with the Sperry Gyroscope Company since 1956 prior to which he was for a short time technical executive to Modern Telephones Ltd. At Sperry's he was successively manager engineering services and product group manager guided weapons. In this latter capacity he was responsible for all the missile activities in the company.

Gordon Scott Whale, who died on board R.M.S. *Andes* on January 9th, founded the North Wales Wireless College in Colwyn Bay, of which his son Neville is now principal. Mr. Whale, who was 72, was an operator with the Marconi Company at their stations in Clifden, Ireland and Caernarvon, N. Wales, until 1918 when he opened the Colwyn Bay college. He also opened (in 1937) the Wireless College, Southampton, which was closed in 1940 due to enemy hostilities.

James Norman Walker, technical sales engineer with Eddystone Radio since 1946, died on January 30th, aged 60. "Jerry" Walker, as he was affectionately known, was an active radio amateur with the call G5JU. He was commissioned in the technical branch of the R.A.F. in 1940 and was involved in the development and operation of "Oboc."

NEWS FROM INDUSTRY

ELECTRONIC TELEPHONE EXCHANGES

RECENTLY at the annual dinner of the Telecommunications Engineering and Manufacturing Association, the Postmaster General stated that approximately £350M is to be spent during the next four years on telephone exchange equipment. In addition, he has decided that in future all new small and medium sized telephone exchanges will be electronic.

Several British companies—Associated Electrical Industries, the Plessey group (including Automatic Telephone and Electric Company and Ericsson Telephones) and Standard Telephone and Cables—have collaborated with the G.P.O., under the auspices of the Joint Electronic Research Committee, on the development of electronic exchange systems. These systems, REX (from A.E.I.) and PENTEX (from Ericsson) use only one electromechanical component. This is a reed switch comprising two blades of magnetic material sealed in a glass envelope and actuated by an external magnetic field.

Advantages of electronic exchanges are the high speed of operation, high reliability and low servicing charges, and saving of space.

The basis of an electronic exchange as in, for example, the REX system, is the control equipment which consists of three main sections. These are—scanners and registers which determine the source and destination of a call; markers and interrogators which decide switching and speech paths; and common control which co-ordinates the activities of the scanners, registers, markers and interrogators in accordance with stored programme instructions to ensure that a call is routed by using the available switching equipment as efficiently as possible.

SWISS DEFENCE CONTRACTS

THE Swiss Government have signed a multi-million dollar contract with the Hughes Aircraft Company, of California, for an air defence system coded Florida. The value of this order is believed to be about £15M.

The system will comprise a network of military radar stations and a number of air defence centres which will be used to control Switzerland's surface-to-air missiles and interceptor aircraft. The majority of the equipment will be made by Hughes and will include the company's new long-range, three-dimensional radars. These will provide simultaneous range, height and bearing

data, even under heavy pressure from counter-measure apparatus. The computing will be on Hughes H-3324 general-purpose computers.

Ferranti Ltd. are manufacturing the data link equipment, believed to be worth about £0.5M, for this project.

The Plessey Company have also received a Swiss defence contract. This contract, which is understood to be worth over £1M, is for a comprehensive u.h.f. ground-to-air communications system for use by the Swiss Air Force. Similar equipment to that called for in the contract is being used in the armed forces of the U.K., the Commonwealth and many other countries throughout the world.

Microelectronics Firms Join Forces.—

Two major microelectronics companies in Britain—Marconi Company and Ferranti—have signed a licensing agreement under which Marconi's will manufacture and sell the advanced range of silicon microcircuits designed and sold by Ferranti under the name of Micronor II. Extensive production plant for Micronor II is being commissioned by Marconi's microelectronics division at Witham, and by Ferranti at their Manchester headquarters. Micronor II is a new range of ultra fast silicon integrated circuits designed for use in computer and other logic applications. Many different circuits are available including multiple gates, power stages, J-K flip-flops, etc. The full range is already in quantity production in Manchester. The two companies now manufacture more than 70 per cent of the silicon integrated circuits made in the United Kingdom and the new agreement should further strengthen their position in the U.K. and also aid them in overseas markets. Marconi's microelectronics division will continue to develop and manufacture micro-electronic components and units. Up to now, their range has been rather specialized, mainly producing units for their Myriad and (E.E.L.M.) System 4 computers.

G.E.C. Win \$3.5M Contract.—G.E.C.

(Telecommunications) Ltd., of Coventry, have received a contract worth over £1M for a complete semiconductor microwave telecommunication system for the northern zone of Chile. It will link Santiago—the capital—and Arica, a distance of 1,120 miles, and will provide up to 960 two-way telephone circuits. Twenty-seven repeaters are used in the system and spur links are to be provided to 21 towns en route. This order is the ninth that G.E.C. have received for its new range of semiconductor microwave radio equipment, which was introduced only a few months ago. The first of these nine orders is

scheduled to be completed this year and the Chile order in 1968.

Satellite-tracking Aerial Contract.—

The British Aircraft Corporation have received a contract from the SHAPE Technical Centre for a 30-ft diameter satellite-tracking aerial, with a Cassagrain sub-reflector. The parabolic dish is to be constructed out of stretch-formed light-alloy sheet. This method of construction has resulted from the company's experience in the aircraft field. Profile accuracy using this method of construction is maintained to within 0.1 in. The aerial is to be delivered in May of this year to the Technical Centre in The Hague.

Rediffusion are to provide a wired television and sound network to all Corporation owned homes of the Welwyn Garden City and Hatfield Development Corporation. The network will be installed and maintained as a Rediffusion Community Service and, to quote the company, "Maintenance will, of course, be by locally based technicians up to the full standard of a public service." Four television and four sound programmes will be supplied initially with room for more at a later date. Rediffusion are to install the system at their own cost and the Corporation will pay an annual premium for this service.

£100,000 Bulgarian Order.—Standard

Telephones and Cables Ltd. have received a contract worth more than £100,000 from the People's Republic of Bulgaria for ground and air navigational and communications equipment. S.T.C., who are the prime contractors for this contract, will supply v.h.f. omni-directional ranging beacons (V.O.R.), v.h.f. direction finders and v.h.f. transmitters and receivers.

Amalgamated Wireless (Australia)

Ltd., of Sydney, have appointed Livingston Laboratories Ltd., of Greycaines Estate, Bushey Mill Lane, North Watford, Herts, as sole U.K. representatives for their range of telecommunication test equipment.

Radiotelevisione Italiana, the Italian

broadcasting organization, have placed an order for 150 image orthicon camera tubes with the English Electric Valve Company, of Chelmsford. This follows an earlier order for 250 E.E.V. image orthicon tubes.

Microcircuits.—Electrosil Ltd., of

Pallion, Sunderland, are to start manufacturing integrated circuits later this year. They are also to market automatic integrated circuit testers.

RC ACTIVE FILTERS

—OR THE DEATH OF THE INDUCTOR?

THE interest created in the last decade or so in RC active filters, i.e. filters using combinations of R, C and active elements, is understandable in view of the scorn now placed upon the inductor. This has arisen partly because the inductors required for low-frequency selective filters are undesirably large. In addition, the constraints placed upon components in the field of microelectronics have left us with no alternative but to search for methods of simulating either the inductor or tuned circuits. (Inductors have been used in thin-film circuits, but there is a serious limitation in that the Q of inductors decreases as the square of the scaling factor.) Although it would be premature to forecast the fate of the inductor, it would seem that the decline has set in and for low frequencies, at least, RC filters can be made which are as good as LC circuits.

The recent I.E.E. colloquium on this subject was mainly concerned with low frequencies, but some of the techniques discussed can be extended to higher frequencies. The subtitle is perhaps a little unfair because whilst RC active filters are ousting the inductor at low frequencies, it would appear that for high-frequency work passive acoustic or mechanical resonators hold more promise than active filters.

Sensitivity and Q

It was pointed out by R. C. Foss (Plessey) that some configurations of active filter were no more complex than some present-day integrated circuits which are available quite cheaply in the U.S.A. There were problems, of course, and in a common type of active filter (using high gain amplifiers) the sensitivity (of Q, mainly) to component variations and tolerances was a major headache, particularly for integrated circuits. However, the situation was somewhat eased by the fact that resistor ratios can be maintained fairly accurately—to better than 1%—and gain was a commodity relatively easy to come by. Gain is important, of course, because the Q of an RC active filter is proportional to the square root of gain. For example, for a Q of 100 with a stability of 5%, the required gain is over 100 dB. A relation connecting these quantities has been derived by McVey¹ and is $Q_{max} = \sqrt{A\delta}$ where Q_{max} represents the maximum Q (quality factor) resulting from an amplifier gain of A, and δ is the maximum permissible departure of Q from its required value ($\Delta Q_{max}/Q$). (For some applications Dr. Foss felt that this relation was more appropriate than that giving the limiting value of $Q_{max} = \frac{1}{2}\sqrt{A}$ since a circuit operating with this would be unduly sensitive to variation in the unstabilized loop gain.)

Broadly speaking two general approaches to the synthesis of RC active filters to give desired transfer functions have been recognized since the early 1950's. One uses R and C elements, with amplifiers (of very high gain) as the active elements, and the other uses negative impedance converters (n.i.c.s) as the active elements to provide simulated inductance. A third, less common, approach is referred to later.

R. J. A. Paul (University College of North Wales) out-

lined a new synthesis technique using amplifiers with voltage gains of 2 (and also -1 in some cases) and one-port or two-terminal RC networks. This is described in detail in a recent paper². The method also permits the realization of transfer functions with adjustable coefficients.

A. G. J. Holt and J. I. Sewell (University of Newcastle-upon-Tyne) described a method employing multiple-loop feedback and a single operational amplifier, based upon what is known as node introduction in a 2×2 admittance matrix—a procedure which involves a substantial amount of matrix algebra. Two approaches for obtaining circuits to represent both voltage and current-inversion n.i.c.s using high-gain amplifiers were outlined by A. G. J. Holt and J. Carey. Dr. Holt pointed out that while designs for active filters using high-gain operational amplifiers were made stable with a well-defined gain by feedback, n.i.c.s not using such high-gain amplifiers tend to be somewhat dependent on transistor characteristics.

R.R.E. approach

The Royal Radar Establishment was represented in force—four out of the ten papers read were from Malvern—by P. J. Baxandall, F. E. J. Girling, E. F. Good and R. L. Ford. Mr. Baxandall discussed generally various active filters developed at R.R.E. including symmetrical twin-T feedback types (the normal twin-T network is not exactly symmetrical but is made so by addition of two series RC chains), integrator-plus-lag and two-integrator types. He stressed the advantages in avoiding mathematical complexity as much as possible and maintained that comparatively simple, and perhaps more familiar,

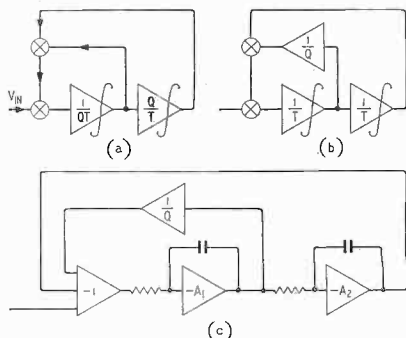


Fig. 1. A two-integrator type of active RC filter, requiring only two reactances.

techniques could be used to obtain the same results as with some of the more sophisticated methods.

A series LCR circuit may be simulated by providing three voltages with the same phase relationship as the voltages across the L , C and R elements. Girling showed how two integrators plus feedback could be arranged to give these voltages with respect to a common earth. The ratio V_{ol}/V_i was equal to R/pL , in operator notation, hence V_R could be obtained from V_i by integration. Similarly V_C could be obtained from V_R by integration. V_L was clearly required and was derived by feedback from $V_L = V_{in} - (V_R + V_C)$. This system could be interpreted as shown in Fig. 1(a), but since it was not easy to adjust two integrators separately the arrangement of Fig. 1(b) was adopted. (To achieve the correct signs four amplifiers would be required.) Such a system might appear as Fig. 1(c), requiring only two reactances. A simple modification was described by which corrections could be made for the integrating amplifier gains. With this approach any second-order transfer function could be provided, and such units could be used to produce factors of higher-order functions. Mr. Girling stated that high Q values and good stability could be so obtained and also both frequency and Q could be independently varied.

Good described a general second-order active filter based on a single amplifier and the balanced twin-T network plus an additional RC branch. The circuit makes an economical building block for higher-order filters and can provide low-pass, tuned circuit, high-pass or notch response. Even though this type of active filter

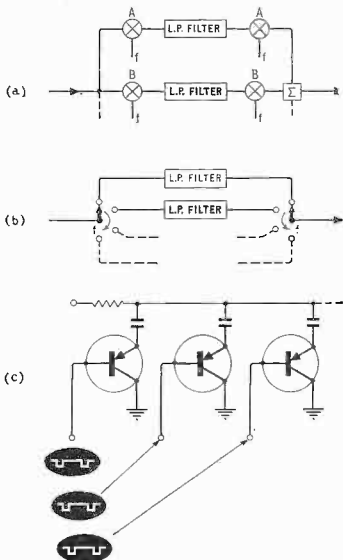


Fig. 2. The basis of the n -path, digital or sampled data type of active filter.



Fig. 3. The low-pass function is translated in n -path filters to a band-pass function centred about frequency f .

is more sensitive to component variations it is well suited to some applications.

A form of active filter was outlined by Ford in which integrators replaced the reactive elements used in passive LC ladder networks. One advantage of this technique is the ease with which bandwidth and centre frequency can be made continuously variable by a voltage-controlled switching technique.

N-path filters

The third type of active filter referred to earlier is the n -path filter, which is also known as a digital filter or sampled-data filter. The essential difference between this type and preceding types is that operation is dependent on non-linear active elements rather than the usual linear elements. The n -path filter falls in the general category of time-varying circuits. Basic work in this field was done in the 1940's and interest was stimulated again in 1960³ mainly because this method allows sensitivity and high- Q problems to be overcome.

A. R. Owens (University College of North Wales) and R. K. P. Galpin (A.E.I.), gave separate papers describing such filters. Basically, a low-pass filter function is arranged using passive elements only. N identical low-pass filters are arranged in parallel, each operating between input and output modulators.

The general case is shown in Fig. 2(a), where the modulators (multipliers) A, B, \dots are supplied with suitably phased sine-waves of frequency f . (A particular case was referred to in which only two paths are required, the functions supplied to A and B being in phase quadrature.) The property of interest is that a band-pass transfer function is obtained which is a translated version of the low-pass characteristic and centred about the frequency f (Fig. 3).

A particular system of interest was described in which the modulating functions were achieved by the use of a synchronous switch, operating at the frequency f , as shown in Fig. 2(b). Fig. 2(c) shows partly how this may be accomplished. Tuning of such a filter was by simply varying the frequency f . By the use of such techniques Q 's in the order of thousands can be obtained and centre frequencies of hundreds of kc/s are quite feasible.

REFERENCES

1. "Sensitivity in some simple RC active networks", P. J. McVey, *Proc.I.E.E.*, July 1965.
2. "Active networks synthesis using one-port RC networks", R. J. A. Paul, *Proc.I.E.E.*, January 1966.
3. "An alternative approach to the realization of network transfer functions: the n -path filter", L. E. Franks and I. W. Sandberg, *B.S.T.J.*, September 1960.

European Station Chart

UNFOLDED copies of the chart showing the operating frequencies of Europe's long-wave and medium-wave broadcasting stations which was included in last month's issue, are obtainable from our Publishing Dept. price 2s including postage and packing.

Low-impedance Tape Pre-amplifier

By R. HIRST

THE output from a tape head is more often than not treated as a voltage output to be fed into a substantially high impedance. If the output voltage is monitored when replaying from a standard reference tape, at a speed of $3\frac{1}{2}$ in/sec with a constant current recording, we arrive at the shape of Fig. 1. This is a curve familiar to most engineers. Normally the pre-amplifier would be of high impedance, the compensation taking the form of a low-frequency boost "mirroring" the curve of Fig. 1. The use of a high impedance presents a difficulty in maintaining good signal-to-noise ratio and is also conducive to hum pick-up. As transistors are basically low-impedance, current-operated devices, they appear at first sight an incompatible match to replay head characteristics, as normally presented, i.e., as an open-circuit e.m.f.

Advantage may, however, be taken of the open-circuit reance with frequency characteristic below 1 kc/s. If the magnetic flux in the toroid is constant and a low enough resistance R is placed in series with L (Fig. 2a) the current through R will remain relatively constant. This in itself is not quite so, as the d.c. resistance (r) of the coil L (Fig. 2b) determines that the low-frequency current response is down by 3 dB when $R + r = X_L$.

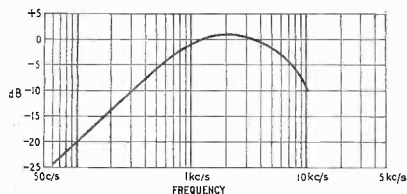


Fig. 1. Playback characteristic from 140 μ s ref. tape at $3\frac{1}{2}$ in/sec.

Replacing R by a transistor in the common-base configuration is the basis of the circuit, shown in Fig. 3. (The input impedance is equal to $30/I_e + r_{bb'}$, where I_e is in mA, for a post alloy-diffused device).

Input stage

In the circuit shown in Fig. 3, post alloy-diffused transistors (NKT 677) were used for the following reasons:—

- high frequency cut-off
- low noise
- low leakage (typically 1μ A)
- low $r_{bb'}$

An I_e of 3 mA had been chosen for low-noise operation. Under this condition, the input resistance is about 100 Ω . In order to reduce the impedance further, it would have been necessary to increase I_e , thus detracting from the low-noise operating point.

Robert Hirst, who recently joined Dictaphone Ltd. where he is working with the research and development team on closed-circuit systems, was previously a senior engineer with Newmarket Transistors Ltd. He is 31.

This low I_e is also advantageous in allowing a large collector load (22 k Ω) to be used, so that the voltage gain of Tr1 is substantial:—

$$\frac{R_L}{R_{in}} = \frac{22 \times 10^3}{10^2} = 220 \text{ approximately.}$$

Should this be fed into a conventional grounded-emitter stage with an input impedance of 1 k Ω then R_L would be modified to 950 Ω and the voltage gain modified to $950/100 = 9.5$ times.

Second stage

In order to make use of the voltage gain of Tr1, a grounded-emitter stage was used with an un-bypassed R_E .

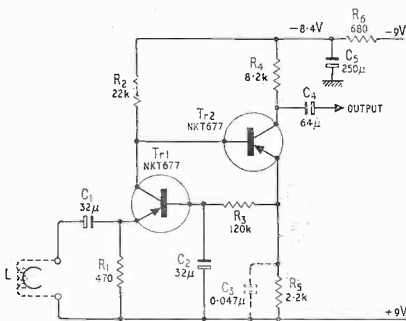
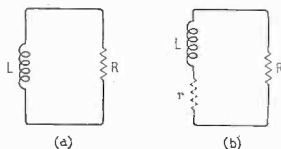


Fig. 3. Circuit of the tape pre-amplifier.

A reasonably high-beta transistor (about 100) was used so that the load presented to Tr1 is around 220 k Ω (βR_c) the shunt effect of R3 in series with C2, across R5, being negligible. This value of input resistance was sufficiently high to prevent any appreciable loading of Tr1 collector load.

The voltage gain of Tr2 would normally have been about 100, but this is modified by the unbypassed emitter resistor to approximately—

$$\frac{R_L}{R_e} = \frac{8.2 \times 10^3}{2.2 \times 10^3} = 3.7.$$

In order to check the frequency response of the pre-amplifier (less C3) a 1 H tape head in series with the input was fed from a 10 Ω source, the generator voltage being constant at 10 mV. (The response is shown in Fig. 4.)

As the C.C.I.R. play-back curve at 3 $\frac{1}{2}$ in/sec indicates an RC time constant of 140 μ s (Fig. 4) a further C was connected across R5 (C3, dotted in Fig. 3), so that the amplifier turnover point was approximately 1.5 kc/s, this being the point where the actual frequency response was 3 dB below the required response (see Fig. 4). The value of C3 was then calculated so that the amplifier gain was increased by 3 dB at 1.5 kc/s, this being when $X_{C3} = R_e$. Since $f_c = 1.5$ kc/s and $X_{C3} = R_e = 2.2$ k Ω , then—

$$C(\mu F) = \frac{10^6}{2\pi f_c X_{C3}} \approx 0.047$$

This produced the final curve of Fig. 5 curve B. (The peculiar small rise in frequency at 8 kc/s and then the resultant gradual fall as the frequency increased was due to the loading of Tr1 collector load, as the reactance of C3 in parallel with R5 modified the input impedance of Tr2. At 15 kc/s, $X_{C3} = 212 \Omega$, and

$$R_{ia} = \sqrt{X_{C3}^2 + R_e^2} \approx \beta \cdot X_{C3} \approx 20 \text{ k}\Omega$$

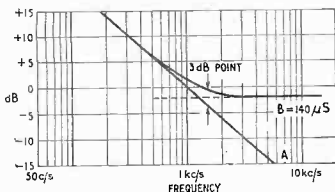


Fig. 4. Curve A shows response of pre-amplifier without C3. B shows the required output with time-constant of 140 μ s.

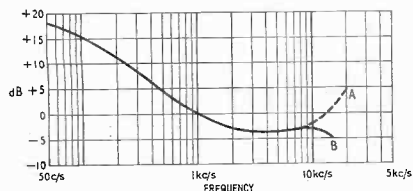


Fig. 5. Response of pre-amplifier including C3 from 10 Ω source in series with 1 H tape head.

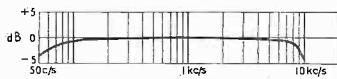


Fig. 6. Response of pre-amplifier to 3 $\frac{1}{2}$ in/sec 140 μ s ref. tape.

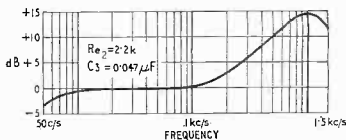


Fig. 7. Response of pre-amplifier when measured from a constant voltage source.

Without this loading of Tr1 collector, the treble response curve would have continued rising (Fig. 5, curve A). However, the decrease of R_{ia} at high frequencies helps to reduce high-frequency recording bias pick-up when the pre-amplifier was used in a three-head system and also when used as a low-impedance microphone pre-amplifier on record.

D.C. conditions

The d.c. conditions are relatively standard but careful thought had to be given to the design, so that the following conditions were met.

- V_{CE} of Tr1 approximately 1V, for low noise considerations.
- I_C of Tr1 to be small for low noise; also to accommodate a large collector load to implement high voltage gain.
- Collector load and emitter resistor of Tr2 to be a favourable ratio for gain considerations.
- R_e of Tr2 to be large enough to—
 - effect high input impedance.
 - provide a direct voltage for feedback purposes.
 - be complementary with C to provide adequate treble lift.
- R3 to be large enough to obviate loading of R5 and yet sufficient to compensate for temperature variation.

As a result of this the pre-amplifier will accept transistors with a beta between 80 and 180 without any modifications. As this range was thought to be substantial no further measurements were made to accommodate lower betas, although a 220 k Ω potentiometer in place of R3 and setting Tr2 collector to 4.5V would ensure that almost any transistor may be used in Tr1 position, even down to a beta of 15.

The curves shown in Figs. 5 and 6 did not measurably alter in the temperature range 15°C–45°C. Fig. 7 shows the response of the pre-amplifier when fed from a constant voltage source (e.g. low-impedance microphone) this could quite well be compatible with the treble-lift response required in the record position of a tape recorder operating at 3 $\frac{1}{2}$ in/sec, thus possibly obviating a necessity for compensation switching when used as a replay or record pre-amplifier.


The McMurdo Touch

ALL SYSTEMS GO

When it comes to the count-down you'll be glad you specified McMurdo plugs, sockets and connectors. Reliable performance, high quality construction and budget-conscious prices are the features that lift McMurdo components into a sphere of their own. In addition there's that McMurdo touch that translates tomorrow's ideas into today's components.

Probe into the McMurdo range by sending now for our data sheets. If you're a holder of the ELECTRONIC ENGINEERING INDEX see Lj 400 for connectors and Lj 470 for Valve Holders.

The McMurdo range includes: CONNECTORS—rack and panel, line and Jumper, printed circuit and audio range. VALVE HOLDERS—plug-in relay sockets, Decal 10-pin valve holders. Transistor Sockets, Crystal Sockets. VOLTAGE SELECTORS



McMURDO ELECTRONIC COMPONENTS

THE McMURDO INSTRUMENT COMPANY LIMITED
RODNEY ROAD · PORTSMOUTH · TEL 35555 · TELEX 86112

AGENTS :	KENYA	Riso Ltd., Victoria Garden, P.O. Box 185, NAIROBI.	MAURITIUS	J. Mac Goullie & Co. Ltd., P.O. Box 5, PORT LOUIS.
		NEW ZEALAND	D. J. Ross (N.Z.) Ltd., C.P.O. Box 500, AUCKLAND C.T.	

WV-116 FOR FURTHER DETAILS.



the tube
that
makes
the
"portable"
all
picture

new
MAZDA
RIMBAND
12 inch
T.V. TUBE

The outstanding new Mazda RIMBAND 12" tube has been designed to reduce the cost, size and weight of personal transportable television . . . and provide a bigger picture! RIMBAND is an entirely new method of construction. For the first time the metal band is taken back from the screen. This enables the whole screen area of 74 sq. ins. to be projected from the cabinet and utilised for the picture.

No insulated covering of the rim is required. No implosion guard is needed. The result — a really compact, lightweight and low-cost set.

The tube weighs 6 lbs. with a depth of 9" and a scanning angle of 110 degrees. It operates at an EHT voltage of 10.5 to 13.5 kV. Light transmission of 50% and the high levels of brightness obtainable on this tube, permit viewing in brightly lit surroundings.

Type No. CME 1201.

For full technical details, please write to:

**Thorn-AEI Radio Valves
& Tubes Limited**



7 Soho Square, London W1.
Telephone: GERrard 5233

TAJ113

3—Random Events and Variability

By D. A. BELL,* M.A., B.Sc., Ph.D., M.I.E.E., F.Inst.P.

Question: "What is the similarity between the number of Prussian soldiers kicked to death by horses in the years from 1875 to 1894 and the shot noise in a thermionic valve?"

Answer: "Both phenomena can be described by Poisson distributions."

THE Poisson distribution is often described as the distribution applicable to "rare events," but the two examples given above indicate dramatically that the word "rare" is meaningless unless a time scale is attached. An event is rare in the Poisson sense if two conditions are satisfied. Firstly, it must be possible to choose elementary intervals of time such that the probability of more than one event occurring in such an interval is negligibly small. This is what is meant by "rare events," but the appropriate elementary interval of time might be a day for the Prussian soldiers and 10^{-24} second for the thermionic valve. Secondly, the (small) probability of an event must be the same for all equal intervals of time. These conditions can be expressed by saying that the events occur individually and randomly: *individually* because we have ruled out the possibility of more than one occurring simultaneously; and *randomly* because the probability of an event is the same for all intervals of time.

Deriving the Poisson formula

The formula for the Poisson distribution can be derived as follows: there are two ways in which exactly n events can have happened in total time $t+dt$: either n had already happened at time t and none has happened in dt , or $n-1$ had happened up to t and one in dt . If the probability of an event is a per unit time (and therefore

the probability of no event is $1-a$) and $P(n,t)$ stands for the probability of exactly n events in time t , then $P(n,t+dt) = (1-a)dt \cdot P(n,t) + a dt \cdot P(n-1,t) \dots (1)$ This can be treated as a differential equation in time:

$$\frac{d}{dt} P(n,t) = \lim_{dt \rightarrow 0} \frac{P(n,t+dt) - P(n,t)}{dt} = -aP(n,t) + aP(n-1,t) \dots (2)$$

The relationship (2) is satisfied if the probability of exactly n events after lapse of time t is given by

$$P(n,t) = c^{-at} (at)^n / n!$$

or more generally, the probability of exactly r events when the average number would be m is given by

$$P(r) = c^{-m} m^r / r! \dots (3)$$

Note that time is not necessarily the variable involved, and the Poisson distribution is also important in inspection by sampling. Suppose the average defect rate in a certain component is 8 per 1,000, then what are the chances of finding 0, 1 or 2 defective specimens in a box containing a gross? The average risk per component is 8/1,000, so the average or "expected" number of defective components per box of 144 is $144 \times 8/1,000 = 1.152$; and this is the value to be given to m in formula (3). Putting $r=0, 1$ and 2 in turn, and remembering that $r! = 1$ and $0! = 1$, the values of the probabilities are found to be: $P(0) = 0.316$; $P(1) = 0.364$; $P(2) = 0.210$. Since these three probabilities add up to 0.890, subtraction from unity shows that the probability of finding more than two defective components in a gross, i.e. $\sum_{r=3}^{144} P(r)$, is 0.11. Tables are

available† of the terms in the Poisson distribution (3) for various values of m and r and of the "summed Poisson distribution," $\sum_{r=0}^{\infty} P(r)$, for various values of m and x . Fig. 1 shows the Poisson distributions for $m=0.1, 1$ and 10 . The Poisson distribution for $m=10$ has been re-drawn to a larger scale in Fig. 2, and a corresponding Gaussian distribution superimposed on it. The two distributions are fairly similar, and in the limit as m becomes large the Poisson becomes identical with a Gaussian distribution. Remembering that the condition for Poisson to be applicable is not that events should be infrequent but rather that they should occur individually at random, there is no reason why m should not be large: returning to the example of thermionic emission, a current of 1.6mA corresponds to an average of 10^7 electrons per nanosecond, so m in this case is likely to be large for any practicable time interval.

In Fig. 2 we said that "a corresponding Gaussian was superimposed on the Poisson": how, then, do we pick

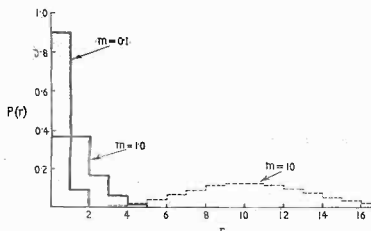


Fig. 1. Full lines, Poisson distributions for $m=0.1$ and $m=1$; dotted line for $m=10$.

*University of Hull.
†In books by Fry and Huntington and May as listed in the bibliography last month. More extensive tables are given by E. C. Molina in "Poissons exponential binomial limits," Van Nostrand, 1942.

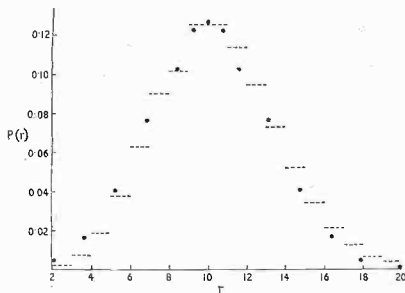


Fig. 2. Comparison of Poisson and Gaussian distributions. Dotted steps: Poisson with $m = 10$; points: Gaussian with $x = 10$ and $\sigma = \sqrt{10}$.

the parameters of the Gaussian to correspond with the Poisson? The characteristics of a probability distribution can be summed up by its position along the axis, its spread, and its shape, the first two being definable by a single number each while the shape is more complex.

At this point it is desirable to recapitulate the meaning and purpose of a "probability distribution." Suppose we measure accurately the resistances of a large number of carbon composition resistors of nominally $1k\Omega$ resistance, and for the sake of illustration let us make the rather doubtful assumption that the values will be spread at random round the nominal according to the "normal law of errors," i.e. a Gaussian distribution. If we measure on a bridge using a decade resistance box, the values will not be spread continuously in the mathematical sense, but will be grouped in "classes" of extent corresponding to the smallest step on the decade box. But even if the decade box goes down to steps of 0.1Ω we may decide to use steps of 10Ω as our classes, both because differences of less than 1% are of little significance in this class of resistor and because one needs as many as possible in each class to get a smooth distribution ("to minimize the fluctuations due to sampling" is the formal statement); and in order to obtain a sufficient number in each class without making an excessive number of measurements in total, one must restrict the number of classes.

Probabilities of classes

The values will occur in random sequence, but hopefully when we count them up by class at the end there will be most in the classes 990 to 999 and 1,000 to 1,009, with decreasing numbers in the outer classes and only the odd one or two below 800 or above 1,199. (Note that the classes run from $.10$ to $.09$ so that they are mutually exclusive and there is no doubt about placing the $.10$ value in its proper class if measurements are taken to a higher accuracy. To make the distribution exactly symmetrical about 1,000 one would have to have a central group of 995.00 to 1,004.99 but this would not arise naturally from a Wheatstone bridge with decade adjustments). If the number in each class is divided by the total number, this gives the fraction in a particular class or the probability of that class. A histogram displaying the probabilities of the classes corresponding to successive values of the variable therefore represents a probability

distribution; and if the variable is continuous it is possible by reducing the range of a class—narrowing the columns in the histogram—to approach in the limit a continuous probability distribution curve.

The obvious means of identifying the position of the distribution along the variable axis (resistance) is to take the value of the class which occurs most frequently, and this value is known as the *mode*. This is easy, since no further data-processing is required after counting the number in each class; but it is inefficient since it discards all data falling outside the one class having the highest frequency. In practice one may arrive at a situation like that shown in Fig. 3(a). With modest numbers the class frequencies do not fall exactly on a smooth curve, and one would like to interpolate the curve shown dotted, but the mode automatically selects the one largest peak. Even if the curve is smooth it may be skew (asymmetric) as shown in Fig. 3(b), and the mode is then towards one side of the distribution.

The simplest measure of position using all the data is the mean, and for symmetrical curves the mean and mode coincide. But for skew curves they signify different things: the mode is the position of the peak but the mean indicates the position of the centre of gravity. A third measure of position is the *median*. This is the value of the variable such that equal numbers of objects have values greater and less than the median. The median is particularly useful when the members of the population are considered in ranking order: e.g. in a class list the student in the middle has the median mark, but this need not be equal to the average mark.

Mean values

If we have a collection of objects having various values of x , we find the mean value of x for this collection by multiplying each value of x by the number of objects having that value, adding together all such products, and dividing by the total number of objects. But in a probability distribution function the individual numbers have already been divided by the total number, so as to give the fraction of the population having any specified value of x . Therefore the mean value of x is $\bar{x} = \sum xP(x)$ for discontinuous distributions like the binomial or Poisson, or $\int xP(x)dx$ for continuous distributions like the Gaussian. If $P(x)$ is likened to a set of weights or forces distributed at various distances from the origin, then the mean is also the *first moment about the origin* of the system.

Of the various possible measures of spread or dispersion, the variance (and its square root, the standard deviation) is by far the most generally used. It follows from the definition of the mean that the average distance of all members of the population from the mean is zero; but the mean-square distance is always a positive quantity, which is called the *variance* and denoted by σ^2 , and the r.m.s. value σ is called the *standard deviation*. In the Gaussian or normal-law-of-errors distribution, 68.26% of the area under the curve lies between limits $\pm \sigma$ about the mean; so these limits are rather wider than the so-called "probable error" which refers to points at $\pm 0.6745\sigma$ such that half the area under the curve is between these points.

A good deal of labour is involved in computing the variance, and for a rapid estimate of dispersion one might look at the *range* of a sample, i.e. the difference between the largest and the smallest value in the sample. For example, statistical quality control (usually called simply "Quality Control") is a technique of using samples

drawn from production which is either too large in quantity for 100% inspection or such that testing involves destruction (e.g. testing the speed of a photographic emulsion). One deduces the probable characteristics of the bulk production from measurements on small samples, and it is obviously desirable to have the answer quickly so that faulty production can be stopped or corrected. Is it possible to take a handful out of a bin of nominally similar resistors, and use the difference between the highest and lowest resistances found in the handful as a measure of the variability of the whole batch? Under certain conditions it is, but this method involves a dilemma. The general rule is that large numbers or large samples are necessary to secure statistical reliability, yet the larger the sample taken from a given population the greater the range is likely to be. Considering a Gaussian distribution, the most probable values are near the mean, and these are the ones we shall usually get in a small sample; but in a very large sample we may get the odd one differing from the mean by more than 3σ , since this has a probability of about 1 in 500.

The successful method is therefore to take a small sample (less than 20 individuals in each), determine the range R in this sample, and then improve the statistical reliability by taking a number of such samples, finding the range in each, and evaluating R , the mean of R over all the samples. Details will be found in text books on quality control, but one of the best presentations is to be found in B.S.600: "The Application of Statistical Methods to Industrial Standardization and Quality Control," by E. S. Pearson, published by the British Standards Institution. The standard deviation may be derived from the mean range by the formula

$$\sigma = k_n R$$

where k_n is a multiplier depending on the number of units in a sample. For $n = 2, 5$ and 10 , the values of k_n are 0.8862, 0.4299 and 0.3249.

Returning to the more theoretical aspect, the variance is the second moment about the mean. Moments about the mean are always denoted by μ_2 , while moments about another point, such as the origin, may be denoted by μ'_r or by an entirely different symbol such as v_r , so the first and second moments may be tabulated as follows:

- $\mu_1 = 0$ (i)
- $\mu'_1 = \text{mean}$ (ii)
- $\mu_2 = \text{variance} = \sigma^2$ (iii)
- $\mu'_2 = \mu_2 + (\mu'_1)^2$ (iv)

The last relation is identical with the rule of parallel

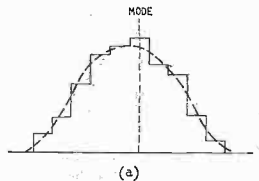


Fig. 3(a). Mode taken from a histogram. (b) The mean and mode in a skew distribution.

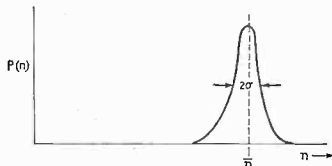
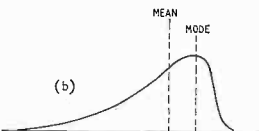


Fig. 4. Mean and standard deviation of rate of transit of electrons through a thermionic valve correspond to d.c. and r.m.s. a.c. components of current.

axes in mechanics; and the variance could be found without evaluating the distance of each point from the mean by transposing (iv) to read

$$\mu_2 = \mu_2' - (\mu_1')^2$$

Usually μ_1' is not then taken relative to the true origin, but relative to a convenient point which will simplify calculation, e.g. the whole number nearest to the mean. μ_1' is then the distance of the mean from this arbitrary reference point.

Specifying curve shape

The remaining consideration is the shape of the curve, and this can be partly defined by specifying the skewness and the kurtosis. Skewness is obvious—the degree of asymmetry between the two sides of the curve—and kurtosis indicates whether the distribution function is sharply peaked (like the resonance curve of a single tuned circuit) or flat-topped (like the resonance curve of a critically coupled pair); and both these characteristics can be quantitatively specified in terms of the various moments of the distribution. All the odd moments about the mean would vanish for a symmetrical distribution, so conversely the third moment should give a measure of skewness; and to normalize the measure relative to the spread the coefficient of skewness is defined as $\gamma_1 = \mu_3/\sigma^3$ (There is also Pearson's measure of skewness (mean-mode)/ σ .) Similarly the kurtosis is $\beta_2 = \mu_4/\sigma^4$. Since the Gaussian distribution is for many purposes a standard, and has a kurtosis of exactly 3, the behaviour of other distributions is sometimes described by the "excess kurtosis" which is $\gamma_2 = \mu_4/\sigma^4 - 3$.

Two distributions which have equal values of mean, standard deviation, skewness and kurtosis must be pretty similar, but they need not be identical. However, specification of the mean and all the moments $\mu_2, \mu_3, \mu_4, \mu_5, \dots$ up to the highest which has a significant value will exactly define the distribution. An important property of variances is that if the random variations in the quantities x and y are uncorrelated, the variance of their sum is the sum of the individual variances: if $z = x + y$, then $\sigma_z^2 = \sigma_x^2 + \sigma_y^2$.

Now let us apply some of this to the noise component of a simple thermionic current: consisting of n electrons per second. The mean current is $n\bar{e}$ where e is the charge on each electron. Hence if we draw the Poisson distribution of the rate of electron flow as in Fig. 4, the mean value \bar{n} gives a measure of the mean current which would be indicated, for example, by a moving coil meter. The spread of the curve indicates that the instantaneous current will be sometimes greater and sometimes less

[†]The current is treated as temperature-limited to avoid the complications of space-charge smoothing, and electron transit-time is ignored.

than the mean; and it indicates *how often* a particular value of current will be found but not *when*.

We know from experience, and could deduce from the random nature of the phenomenon, that the various values occur in random sequence and so produce the familiar spiky noise waveform shown in Fig. 5(a). If the waveform is produced on a cathode-ray tube and a narrow slit is placed in front of it, the amount of light passing through the slit will be proportional to the frequency with which the waveform departs so far from the mean, and if the slit is moved across the trace this frequency should vary in accordance with the $P(n)$ shown in Fig. 4. This can be verified by placing a photocell behind the slit as shown in Fig. 5(b) and plotting the photocell current against slit position. But in centering the trace on the screen, i.e. placing the mean on the zero mark of our scale, we have in electrical terms suppressed the d.c. component and the noise deflection represents the a.c. component. The latter is to be measured by its r.m.s. value, which is none other than the standard deviation of the statistical distribution.

If two thermionic currents are added, the variances will be added, or in electrical terms the mean square noise currents will add. Since the constituent currents are no longer distinguishable after they have been added, any current could be divided into hypothetical components; and it follows that the mean-square noise current is linearly proportional to the mean current or d.c. component.

Rule-of-thumb for variance

The Poisson distribution has the singular property that its variance is always equal to its mean. This is the origin of a rule-of-thumb that in a statistical phenomenon involving a large number, the variation in the number is likely to be of the order of the square-root of the average number—a rule which is exact if the Poisson distribution applies. If \bar{n} is the mean rate of arrival of electrons, the mean current is $\bar{n}e$ where e is the charge of an electron. Let Δn be a fluctuation in n so that $e\Delta n$ is a fluctuation in current. Then the mean-square noise current is $I^2 = e^2(\Delta n)^2$. But $(\Delta n)^2$ is the variance of n

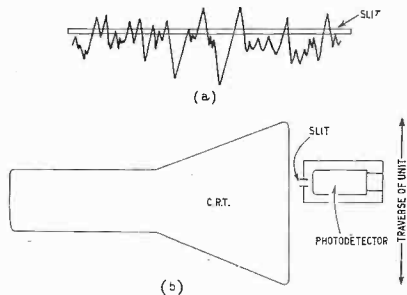


Fig. 5(a). Noise waveform, with slit for detecting the occurrence of a particular level in the distribution. (b) Arrangement of cathode-ray tube, slit and photodetector. Light passing through the slit falls on a photomultiplier, and the whole measuring unit can be traversed across the tube face as indicated by the double-headed arrow.

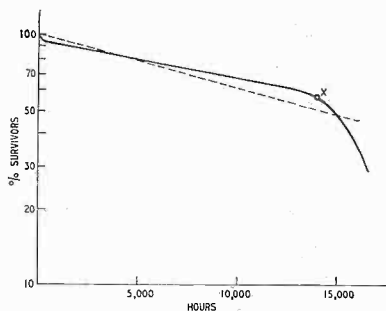


Fig. 6. Logarithm of percentage survivors of thermionic valves plotted against time. Point X can be regarded as the end of useful valve life. The broken-line curve represents a uniform random failure rate.

and from the property of the Poisson distribution must be equal to \bar{n} .

$$\therefore I^2 = \bar{n}e^2 = \bar{i}e$$

The additional mathematical manipulation needed to obtain the answer in the form of a spectrum can be found in text-books on noise and the result is

$$I^2 df = 2i e df$$

where $I^2 df$ is the mean-square noise current as measured in a narrow bandwidth df .

If Poisson had been alive today he would no doubt have worked on the statistics of fatal accidents on the roads rather than those of equine accidents to cavalrymen. The other modern application is to "reliability"; and in terms of reliability of passenger transport vehicles and their associated traffic control systems, reliability of electronic systems will have some relationship to accident probabilities if human error can be substantially eliminated. There is a long range of time—some thousands of hours for thermionic valves and tens of thousands of hours or more for solid-state devices—over which electronic apparatus does not seem to wear out; it just has a small risk of "death by misadventure" which is the same throughout this long range of time. But a small but uniform probability of an event in any time interval dt is the basis of the Poisson distribution, so these random failures follow a Poisson distribution. If the failure risk is constant, the number of failures is proportional to the number of items exposed to the risk. Hence the rate of occurrence of failures at any time in a large group is proportional to the number surviving up to that point, and the decay in numbers is therefore exponential:

$$N = N_0 e^{-at}$$

The mean life of a single item is $1/a$ and in a system containing N items the mean time before one of them fails is $1/Na$.

Mean time between failures

In a system which is repaired when a failure occurs, so that N is constant, the mean time to the next failure will be the same, so $1/Na$ is also the mean time between failures (m.t.b.f.). Unfortunately the mean in m.t.b.f. indicates the mean over an ensemble, either of many systems or of the same system on many occasions. Therefore,

when dealing with any single system, e.g., the instrument-landing equipment on a particular aeroplane, one will probably want the m.t.b.f. to be much greater than the operating life: this is because a single sample time before failure may be either greater or less than the m.t.b.f.

The constant failure risk of the Poisson law never applies exactly and departures from it indicate some systematic fault which should be capable of elimination. For example, instead of the dotted straight line in Fig. 6 which represents a uniform random failure rate, thermionic valves often show a sharp initial fall, a long constant slope, and then an increasing slope at the end. The early failures of valves are usually the result of latent mechanical defects such as cracks due to strain glass envelopes or imperfect welds; and the increasing failure rate after a long time represents wearing out, e.g. cathode exhaustion by evaporation or barium or by poisoning. It is logical to regard the point X as the end of useful life, and in the Poisson regime preceding this point there is no advantage in replacing a valve: a new valve will be just as likely to fail as the old one, or in fact more likely unless it has been aged through the early-failure period before being put into use. Any attempt at preventive maintenance must therefore depend on detecting some symptom of wear-out, such as decline in maximum emission of a thermionic valve or increase in leakage current I_{cp} of a transistor. Components in general and solid-state devices

usually do not show such a clear-cut three-part characteristic, but the plot of logarithm of percentage survivors against time will show a slight curvature indicating a failure rate which either increases or decreases with time. An analytical expression which is often applicable is the Weibull formula, which may be put in the form

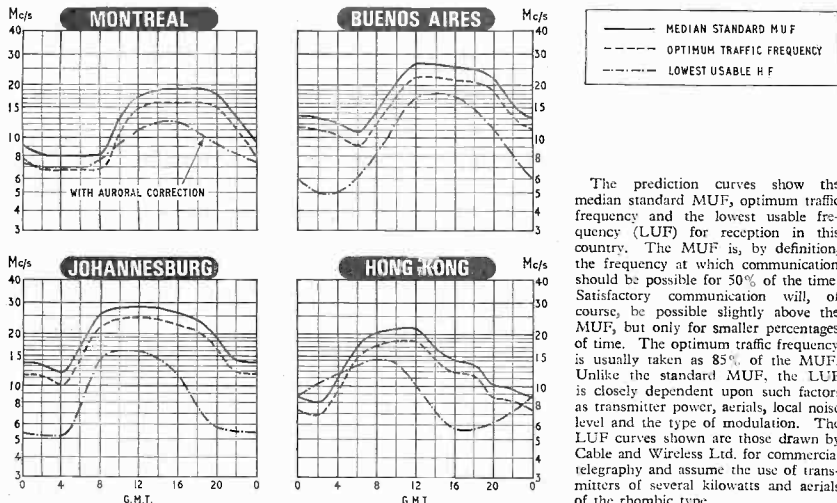
$$N = N_0 \exp(-at)^w$$

where the exponent w is greater or less than unity for failures rates increasing or decreasing with time.

However, in most electronic systems (such as computers) the failures will be repaired; and therefore the m.t.b.f. is more important than the survival rate. There is some evidence that in computer installations there may be a clustering of faults which will show up as a different kind of departure from the Poisson distribution. Two possible causes of this clustering are: (a) that an intermittent fault may not be cleared by the first remedial action, and so will reappear and be reported as another fault repeatedly until the correct remedy has been found; or (b) that the maintenance activity has disturbed other components and so provoked additional faults.

So it was perhaps a lucky coincidence that life tests on thermionic valves provided a very good illustration of a Poisson distribution of failures; the more reliable components used now have failure characteristics which are both more complex and more difficult to determine because the times involved are so long.

H. F. PREDICTIONS — MARCH



The prediction curves show the median standard MUF, optimum traffic frequency and the lowest usable frequency (LUF) for reception in this country. The MUF is, by definition, the frequency at which communication should be possible for 50% of the time. Satisfactory communication will, of course, be possible slightly above the MUF, but only for smaller percentages of time. The optimum traffic frequency is usually taken as 85% of the MUF. Unlike the standard MUF, the LUF is closely dependent upon such factors as transmitter power, aerials, local noise level and the type of modulation. The LUF curves shown are those drawn by Cable and Wireless Ltd. for commercial telegraphy and assume the use of transmitters of several kilowatts and aerials of the rhombic type.

LETTERS TO THE EDITOR

The Editor does not necessarily endorse opinions expressed by his correspondents

"British Made"

YOUR Editorial (October, 1965) and the subsequent rash of letters would have us believe that there are no hi-fi television sets on the market; this may be the case with sets of British manufacture. Your edition for December proves the absence of advanced design car radios; not a single set being capable of receiving v.h.f. How many audio appliances are there available from British sources equipped with reverberation, I wonder.

All these refinements are available through various foreign agencies, at reasonable prices. For instance, my 19 in television set (a medium-priced Japanese model) is equipped with a 10 in bass speaker and a 3 in tweeter crossover network with tone controls.

When will the British manufacturer wake up to the fact that we are being left behind and that what might have suited "Gran" just will not gell with the modern minded?

Singapore.

E. H. DAVIES

Integrated Circuits Discussion

I FEAR that in publishing in the January issue such an interesting, but rather restricted and misleading discussion on integrated circuits, you may well stir up a hornet's nest. Perhaps this was your intention!

Integrated electronics as a new art is not merely the use of standard, mass-produced, "not quite right for our application," circuits put together to make systems.

It is an activity in which, at one extreme, a single technology can be used to produce similar components in connected groups, and at the other, where a variety of technologies and materials are unified to make multiple functions.

The unification has barely begun. To many working in the field, the "writing on the wall" is plain; one may list the basic requirements of electronic circuitry and realize that resistive paths, conducting paths, dielectrics, magnetics, cryogenics, and semi-conducting junctions are ultimately more likely to achieve a successful "housing development" on passive substrates rather than semiconductor.

Further, a simple truth languishes little-heeded in Mr. Lawton's statement:—"In present day practice, 90% of all circuitry used in the electronics industry is analogue."

For this 90%, evaporated and screen-printed metal and insulating "integrated circuit" films on glass or ceramic have already assumed great importance. The 1965 sales value of film circuits in the U.S.A. was double that of Mr. Padwick's little pellets! (*sic*).

Mr. Flack and the entertainment and professional parts of the industry will soon be able to buy a "brick" of ten stable, reliable integrated film resistors/capacitors for a fraction more than they now pay for one component.

Certainly semiconductor integrated circuits will achieve a miniscule inroad into the analogue field; perhaps more where miniaturization is important. But how does the digital field look today? During a very recent visit to the U.S.A., I was told that the largest computer manu-

facturer in the world was ordering more than 100 million film circuits in 1966/7, and that other large manufacturers in the field are following suit (I saw first hand evidence of the latter).

For an expensive base material like silicon the process currently used by most manufacturers seems very wasteful. Nearly 50% of the ingot (it costs about 8s per gram) is lost in slicing, lapping and etching operations. Of the parts actually used to make circuits, only the top 20 microns of a 100 micron thick chip are required; the rest is both thermal and electrical embarrassment. To cap this, average overall yields run at about 15%; though many will feel this figure optimistic except for simple circuits produced in large quantity. The idea is good but "state of the art" execution is poor.

Only the most primitive natives still fashion canoes by chiselling out logs!

Engineers accept the logic that it can be more economic to put several components made by a unified technology into one package. Yet if an "active" component technique is bent to produce inferior and/or expensive "passive" components—as often appears to be the case—the logic no longer applies.

For a variety of reasons the passive components used either in the silicon, or over the passivating oxide, have tolerance and stability problems. Some of these arise from sheer small size and can be readily eliminated only by increasing area, and hence price.

Resistors and capacitors in available monolithic semiconductor integrated circuits tend to exhibit poor electrical isolation, poor linearity, comparative lack of stability, lack of space for power dissipation, lack of close tolerance ability and high temperature coefficients and be high priced.

On the reliability issue it appears that the accepted improvement for digital semiconductor integrated circuits does not necessarily apply to the analogue ones. Analogue circuits are far more sensitive to parametric drift.

It should not be inferred from this letter that I am of the opinion that semiconductor integrated circuits as we now know them are poor devices. Far from it; the message is simply that there is a strong probability that they will be priced out of large areas of the market by improved integration techniques among their humbler brethren—the passive components.

The techniques most likely to succeed in the long run are those most suitable for component and circuit definition by computer control. In this respect one may forecast that this year, Company A will be able to feed punched tape into its Telex machine and directly control a slave pattern generator in Company B, hundreds of miles away. This will make a film integrated circuit within a few seconds—with resistors and capacitors accurate to $\pm 0.5\%$ or better.

I hazard a guess that by 1970 in the 90% application, we shall mainly have each passive and active component technology producing integrated groups of its own particular kind; and optimized for lowest price and best performance.

Finally, and with the greatest respect, W.W. will be

guilty of neglect if it imagines it has generated, from so learned a panel, an adequate discussion on integrated circuits—merely by dramatizing* the effect of silicon planar technology on 10 to 15% of electronics. May I suggest that early in 1966 you reassemble your panel. Perhaps it could then be stiffened with expert† from the passive component fields and move on to discuss the more important aspects of integrated electronics, i.e. the 90% and the longer-term implications.

D. BOSWELL
(Manager, Film Circuit Unit).

Standard Telephones & Cables Ltd.,
Paignton.

* It was not our intention to "dramatize."—Ed.
† Least our choice of "experts" should again be criticized, we suggest the discussion continues in the correspondence columns.—Ed.

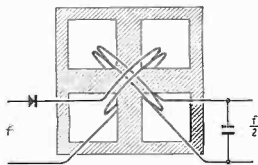
"Magnetic Frequency Divider"

I READ with interest Mr. F. Butler's article "Magnetic Frequency Divider" in the January issue, and note that he ascribes this device to Rakov and Shumkov, who published a paper in 1965. In fact, to my own knowledge, the divider described was studied at length in this country some twelve years ago by B. W. Glover,¹ with whom I had many discussions regarding this and other forms of magnetic divider used for the production of both even and odd order sub-harmonics.

The circuit shown in Fig. 1 of Mr. Butler's article is exactly that which we classified as the "transductor" type of divider since almost any transductor could be used as a divider by connecting in the manner shown. Two identical transformers with primaries in series aiding and secondaries in series opposition were often used to avoid the overwinding of two separate coils with one output winding which was regarded as the preferred method of construction for transductors.

Prior to Glover's work other forms of magnetic divider for the production of even-order sub-harmonics had been developed, first by MacCreary² and later by myself. All of these devices had the same basic requirements of diode input and capacitor output. MacCreary's original device used a lattice window type of magnetic core wound as shown in Fig. 1.

Fig. 1



Two other forms of construction which were successfully developed by myself are shown in Fig. 2.

Fig. 2 (a) shows a magnetic toroid with a hollowed-out channel in the centre, this channel containing a winding orthogonally disposed with reference to the second winding which was applied to the toroid in the normal way. Fig. 2 (b) shows a tape wound toroid in which the magnetic tape itself was used as one of the divider windings.

For those who may wish to experiment with any of these devices I would add that MacCreary Cross Valves can be most readily made by using double yoke laminations such as the Inter Service Pattern No. 524. If

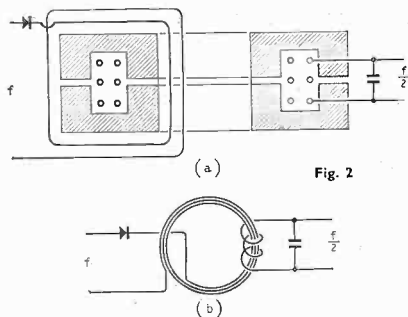


Fig. 2

these laminations are inserted in the directions North, East, South, West cyclically the lattice window pattern will appear.

Experience with these devices has shown that, as Mr. Butler comments, the theory is very abstruse. As far as I can recollect no really satisfactory design mathematics were evolved and design was based on data obtained empirically. I have not yet had the opportunity of reading the Russian paper and it may be that the theory of operation is now fully understood.

F. R. Davey³ developed a divide-by-three system for the generation of 163 cycles ringing tone for G.P.O. telephone systems as long ago as 1943 using saturated magnetic cores. Transductor types of divider can also be used for production of odd sub-harmonics, particularly the third sub-harmonic, but are much more critical than the simple divide-by-two circuits. For the production of odd sub-harmonics the diode input circuit is not used.

The principal objection to the application of any of the forms of divider mentioned is that the drive power required is considerable, a point which Mr. Butler has emphasized.

J. W. McPHERSON
(Technical Manager)

Garnders Transformers Ltd.
Somerford, Hants.

1. "Transductor Frequency Dividers," B. W. Glover, G.E.C. unpublished report No. SL104, 1954.

2. "The Magnetic Cross Valve and its application to Subfrequency Power Generation," H. J. MacCreary, *Proc. Nat. Electronics Conf.*, Vol. 5, 1949.

3. "A Means Frequency Converter for Ringing Supplies," F. R. Davey, *Post Office Electrical Engineers Journal*, Vol. 36, 1943.

The author replies:—

Mr. McPherson's letter is one of a number which have been received, all making the point that magnetic frequency dividers of one sort or another have been in use for many years. The correspondence shows that I was less than fair to the pioneer workers in this field and I welcome an opportunity to set the record straight.

Considering only the generic type of circuit shown in my Fig. 1, it is clear that there is nothing new in the binary divider described by Rakov and Shumkov, but their divide-by-four and divide-by-six circuits are new. At the same time, it must be pointed out that these modes are quite difficult to excite, although the simpler divider presents no such problems.

The MacCreary Cross Valve and the two circuits

developed by Mr. McPherson are of particular interest and I would have welcomed a little more information about the performance, frequency range, drive power and suitability for transistor operation.

Another correspondent, Mr. N. G. Dobson, of York, also points out that the circuit of my Fig. 1 is exactly that of a low-frequency divider which has been used by the Post Office since 1959. Presumably this equipment is the same as, or is related to, that described by B. W. Glover in 1954.

Finally, I have received from Mr. J. C. Barton a reprint of his paper "Simple Core Scaling Circuits," published in *Nuclear Instruments and Methods*, Vol. 5, 1959, pp. 332-334. This describes a scale-of-two counter which also employs two saturable cores associated with diodes and capacitors. The two main windings are placed in the collector circuit of a transistor. A third (common) winding is connected between base and emitter, through a capacitor, the combination forming a species of blocking oscillator. Thus the cores themselves determine the duration of the current pulse which switches them. Mr. Barton's paper continues with a description of a scale-of-ten circuit and concludes by discussing a high-speed scale-of-two circuit suitable for driving other identical stages.

All correspondents stress the complexity of the underlying theory and a study of the Soviet paper which I quoted will show how right they were to do so. This need not prevent the interested reader from developing a satisfactory divider by empirical means. An intelligent use of trial and error methods, backed by a qualitative understanding of the basic mode of operation, is enough to ensure success. The aim of my elementary descriptive treatment of the topic was to supply this need.

Cheltenham, Glos.

F. BUTLER

Torsional Stability and the Unipivot

THERE were two points in Mr. J. Walton's letter in the February issue which interested me greatly, but first I must say that although I accept without question the importance of rumble reduction, I cannot accept that the method advocated is necessarily the best. As far as I can see the only means of reducing rumble without risk of compromising some aspect of pickup performance is to tackle it near its source. One such method is to fix lumps of metal at strategic points to the underside of the motorboard. This has not the elegance of the anti-rumble pickup but it is effective and is a means which the amateur at least can quite easily use.

Unfortunately, I did not see the article on the Hi-light arm and consequently it was most interesting to read that this pickup uses induced torsional motion to reduce vertical inertia.

It was also interesting to learn the effects of (presumably) small torsional movements on the stereo image as I had no exact idea as to what this might be. On hunch, I tried to limit tilt due to the arm "sticking" on its pivot to within $\pm 1^\circ$ from vertical so as to minimize any possible trouble this might cause. However, since any image displacement in this case would be more or less static, it may well be that greater tilts would be acceptable and the maximum pivot friction limit safely raised.

The reason for my attempting to prevent all torsional motion is that with an arm such as mine suspended close to its centroid on a low-friction pivot and relying on "dry" friction to limit "wobbles," there is hardly any alternative. One could juggle with the arm's reaction movement and/or pivot friction in order to permit

torsional motion with warp accelerations greater than a predetermined value, but since the resultant wobbles would tend to occur at the arm's torsional resonance rather than the warp frequency, there would be no guarantee they would occur in-phase. Apart from this then offering no certain improvement in the ability of the arm to track warps, there is a great risk that the wobbles get out of control and result in the "elbow" of the arm hitting the record.

Incidentally, it has been suggested on occasions that a straight arm be used with the stylus situated on its longitudinal axis. Whilst this would result in a slight overall reduction in arm inertia, a more massive cartridge attachment would likely be needed, so little, if anything, could be gained. (A bent shape offered a more simple means of attaching the cartridge and was chosen mainly for this reason.) However, one could probably get away with this scheme without stabilizing provided (a) somewhat higher pivot frictions were used and (b) the centroid of the arm was dropped to suit.

On the question of low inertia, I go along wholeheartedly with Mr. Walton, but from the point of view of stability to shock rather than rumble reduction and it will be noticed that the inertia of my wobble arm (should it be anti-wobble?) has been reduced to a practical minimum (the stabilizers add only about 1.4 gm). The total inertia with the Deram anti-rumble cartridge fitted would be about 11 gm which, with the vertical stylus compliance of 2.5×10^{-6} cm/dync for this cartridge, should give a resonance around 30 c/s. So although the arm was not specifically designed for this cartridge, a degree of rumble reduction might be possible when used with it.

Finally, if I may, I would like to apologize for a number of errors which were almost certainly due to my atrocious hand-writing. I think the only error likely to cause puzzlement is the counterweight's "rubber back," as printed in Pt. 1, which should read, of course, rubber bush. The lengths of the connecting wires between arm and pivot assembly were unfortunately omitted from Pt. 2 and these should be $1\frac{1}{2}$ in for each live lead and 2 in for the common E. Lastly, the point S on the alignment scale, referred to in Pt. 2, is at the intersection of the middle guide line with the line from the spindle hole.

Appleby, Westmorland.

J. BICKERSTAFFE

Colour Television

A CONSIDERABLE amount of talking goes on about the introduction of colour television, but we do not seem to get very much progress. There are those who think we cannot afford it anyway, and they may be right. Certainly the cost of a network of u.h.f. stations for three 625-line programmes capable of providing a colour service is formidable. It has been suggested that upwards of 4,000 transmitters would be needed, many of course would be co-sited.

The problem for I.T.A. is particularly difficult, as they would seem to need to spend a very large sum of money for little or no immediate return.

There is thus no burning desire on the part of the I.T.A. to start on the establishment of a 625 u.h.f. network, nor any reasonably quick profit if they did. In any case it would be a very lengthy process.

During talks with a number of people who earn their living in the television industry, it has seemed to the writer that the objections to a dual-standard colour system are not very valid.

If colour programmes were made available on both


(Continued on page 141)



when you
face a
communications
problem,
consult Ultra!

Ultra can give you so much more than conventional systems provide. Ultra miniature radio-telephone networks can give you instant contact with key personnel on the move, 10 or 100 persons, selectively or altogether, in vehicles or on foot, dispersed over wide areas like docks, airfields, hospitals or large engineering sites. Or keep emergency contact with security and rescue patrols and men in danger. And for every form of public address system, or the reproduction, amplification and distribution of sound in all locations, there is a complete range of Ultra equipment to do the job, which is utterly reliable and simple to operate.


*Walkie-Talkies,
A.M. and F.M.*




*Mobile radio-telephones
for all applications*



*Complete
base station
equipment*



*Public address systems,
large and small*



*Speakers for
indoor and outdoor service*



A large range of microphones

*So whatever your communications
problem, keep in touch with Ultra.
Please write or telephone Mr. A. E.
Oulton for further information or advice.*


ULTRA ELECTRONICS

U.E.L.

Manufacturers of 'Vigilant' and
'Valiant' Radio Telephones
and 'Trix' Audio Equipment.

Ultra Electronics Limited,
Telecommunications Division,
Western Avenue, London W.3, Acorn 3434.

WW-118 FOR FURTHER DETAILS.



**YOUR
INDUSTRY?**

NOW THE BIG SWING TO ASTRALUX V.S.T. REALLY STEPS UP!

Everywhere Astralux Voltage Stabilising Transformers outperform and outdate conventional C.V.T. systems


HERE'S WHY ASTRALUX V.S.T. IS REPLACING C.V.T. IN INDUSTRY AFTER INDUSTRY:

Better Performance. That means improved Output Voltage Stability—output voltage maintained within $\pm 0.5\%$ for input voltage changes of $\pm 10\%$ — 20% . Even when the voltage fluctuation is as great as $\pm 10\%$ to $\pm 30\%$ the V.S.T. will maintain the output voltage to within $\pm 1\%$. ● **Latest Materials.** High temperature (Class F) materials give optimum reliability and increased safety margins on operating temperatures. ● **Low external field.** The latest techniques in magnetic core design give improved performance, coupled with high efficiency, while still offering low external fields. ● **Stable Voltage—Stable Prices.**

ASTRALUX prices don't vary over a long time. So costing a job ahead is easy with this advanced V.S.T. system.

● **Over 10,000 models!** The ASTRALUX V.S.T. Standard Range consists of ten basic models with over a thousand variations on each. *No other Manufacturer* offers such a choice, or can offer such economical prices. ● **Low Cost Specials.** You can order V.S.T. 'specials' at little more than the cost of standard units. Our design department will be happy to prepare prototypes to your specification, for incorporation into equipment under development.

Free illustrated booklet giving full details of ASTRALUX V.S.T. from



ASTRALUX dynamics limited

TRANSFORMER DIVISION • BRIGHTLINGSEA • COLCHESTER • ESSEX • TEL: BRIGHTLINGSEA 411

WW-119 FOR FURTHER DETAILS

listener. First, "free-field" means that the speaker must be several wavelengths away from any appreciable reflecting surface. At 30 c/s, three wavelengths is nearly 100 feet and this gives rise to obvious difficulties in measurement. In any case loudspeakers are normally used in close proximity to the ground, this giving improved bass loading and about 6 dB more bass output.

Again a rear wall is normally present along with a ceiling, and the effect of these is to increase bass efficiency to an even greater degree. If side walls are added as well, then the bass efficiency can be lifted even more, as the higher frequencies are not reflected to the same extent as the bass. Hence a "flat" free-field response will sound intolerably bass-heavy at the correct volume level under domestic conditions. It was for this reason that I used a room so as to approximate to domestic conditions.

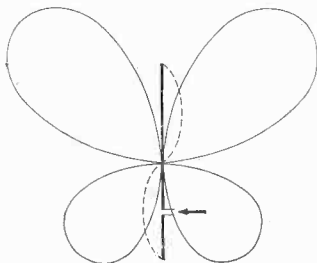
In a lecture at the Northern Polytechnic, London, I had an independent check on the speaker performance, and it produced about 84 dB level at 24 c/s with 20 watts input. This was in a fair sized lecture room and was definitely and rather painfully audible. Reduction of the frequency to 22 c/s removed all audible sound, showing that it was fundamental radiation that was being produced.

Bradford.

ARTHUR R. BAILEY

"Unconventional Television Aerial"

IN your January 1966 issue Mr. V. Wilson presents an "unconventional" television aerial. One is tempted to say that it is so unconventional it won't work although



experience has shown me that this would be a dangerous statement: all aerials work but some work better than others.

While Mr. Wilson's explanation of the input impedance is broadly correct he makes no mention of the polar diagram of a radiator one wavelength long. I need only refer to Fig. 10.25 (a) of the Services Textbook of Radio, Volume 5 which shows (above) that such an aerial has a null in its pattern at right angles to the aerial axis.

Were it not for the fact that Mr. Wilson is presumably obtaining a reasonable signal I would suggest that he tried inclining the wire at 45° towards the transmitter.

Granger Associates Ltd.,

P. A. C. MORRIS

Walton-on-Thames.

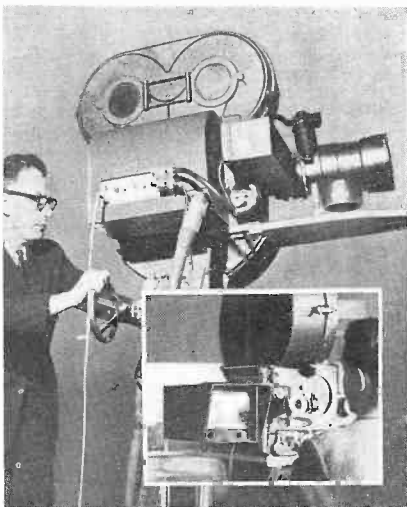
ELECTRONIC FILMING AID

A COMPACT electronic "conversion pack" that fits on the side of a standard 35 mm film camera and provides the instant monitoring and play-back facilities afforded by television studio cameras has been produced by the Communications Division of the Livingston Group at Watford. Known as "Add-a-Vision" it has been designed around a Plumbicon pick-up tube and provides the cameraman with a 7in television picture instead of that on the normal optical viewfinder.

A zoom lens with a prismatic light-splitting system has been fitted to a standard Mitchell B.N.C. camera. One of the optical outputs forms the image on the film and the other goes to the Plumbicon. The advantage of the Plumbicon is that it requires only a very small amount of light being led from the optical system and therefore does not degrade the film image. The pick-up tube housing can be seen in the larger photograph at right angles to the lens assembly. To the rear of this housing is the unit containing the associated equipment. The viewfinder is mounted on the opposite side of the film camera, as can be seen in the inset. This electronic viewfinder, which is said to facilitate accurate focusing, is hinged to give unimpeded access to the film loading doors.

The video processing unit, which with its associated power supply is rack mounted, provides a video outlet which may be used to feed a number of television display monitors thus enabling production executives to watch action during rehearsals to decide when a scene is ready for shooting. No film need be exposed until the sequence is ready to be taken, and then the monitors relay exactly what the cameraman is shooting.

The picture signals are to full broadcast television standards.



Mobile Communications

SOME POINTS FROM THE RECENT I.E.E./I.E.R.E CONFERENCE ON SYSTEMS AND EQUIPMENT

BACK in 1945, J. R. Brinkley (Pye) wrote the first paper to be read before the Institution of Electrical Engineers on the subject of mobile radio telephony. At the I.E.E. and I.E.R.E. conference "V.H.F. and U.H.F. Mobile Communication Systems and Equipment," held at the I.E.E. on 12th and 13th January, it was fitting that the same author opened the proceedings by presenting a paper which dealt with the past, present and future development of mobile communication equipment.

In tracing the evolution of the equipment over the last twenty years it is obvious that channel spacing has become a major problem. Twenty years ago the author estimated that less than 1,000 civil equipments (used mainly for police, fire and civil defence purposes) with 100 kc/s channel spacing were in use. Today, the author estimates the figure to be 70,000 which are used for every conceivable purpose, and channel spacing has now been decreased to 25 kc/s and in some cases to 12.5 kc/s.

The ever-increasing demand for more channels has dictated the development of equipment for operation in the u.h.f. bands, and within the auditorium the author demonstrated a 450 Mc/s pocket radiotelephone by contacting Millbank Tower just over one mile away and holding a brief conversation.

The user

An extensive v.h.f. mobile radio network covering most parts of the country has been established by the Electricity, Gas and Coal Boards and an interesting paper was presented by C. E. Dadson (Joint Radio Committee, nationalised power industries). Electricity is the most extensive user having 377 base stations and 7,369 mobiles. Channel requirement demands have been a problem. In 1958, 22 v.h.f. channels with 25 kc/s spacing were allocated for the exclusive use of these industries. However, the increasing use of mobile equipment has necessitated the recent allocation of four u.h.f. channels in the frequency range 450-470 Mc/s and six additional v.h.f. channels, but the latter are to be used with 12.5 kc/s spacing.

As regards the question of a.m. or f.m., an interesting point was made by the author. When the industries were first considering the establishment of their mobile communication networks, the advantages of a.m. were greater because of the complexities of the f.m. equipment then available. Once a.m. systems were established it was obviously necessary to maintain compatibility as the networks expanded. This could account for the apparent increasing popularity of a.m., but the author stated that there is a tendency for new networks to be developed with f.m. systems.

In considering the use of selective calling with its associated advantage of the increased number of operators in one channel, Mr. Dadson mentioned that the facility had not been widely used because of the apparent reluctance of manufacturers to incorporate the facility as a standard feature. He thought that the need for a cheap form of digital pattern-recognition decoder existed.

In the January 1963 issue of *Wireless World* a detailed description of the pilot scheme of the Netherlands Simoon selective calling system was given. A paper presented by the same author, G. M. Uitermark (Netherlands PTT), described the system which was put into service in September, 1964. After being in operation for a year it had about 2,000 subscribers.

Quartz crystals

One of the problems arising from reduction of channel spacing is the improved frequency stability required of the local oscillator which in turn depends upon the characteristics of the crystal. In a paper entitled "Recent Developments in Quartz Crystals" by N. C. Rolfe and E. W. Kentley (Cathodeon Crystals) the authors considered that six main factors affect frequency stability—variation of load reactance—level of crystal drive—stability of other components—general environmental conditions—temperature—long-term ageing. Only the last two were considered in detail; the first four, the authors considered, could be eliminated by careful design.

The problems associated with ageing, the authors stated, were successfully mastered quite a few years ago for specially processed high stability crystals. However, the techniques were complicated, selective and costly, and today the demand for bulk production of high stability crystals with rigid specifications is a further problem. However, the problem of ageing has been overcome by the perfection of a glass seal which ensures both a high degree of cleanliness and the exclusion of flux vapours and other volatile matter during the sealing process—two factors which if ignored can accelerate ageing.

The temperature problem has been countered by arrangements which compensate for the change occurring in equivalent circuit parameters during temperature changes. One method described by the authors was that by which temperature dependent d.c. voltage is applied to a voltage dependent reactance, such as a silicon capacitance diode forming part of the oscillator load reactance. By using a thermistor network to obtain a preselectable, temperature dependent voltage, different voltages can be obtained for compensation of individual crystals, and factory set temperature compensated oscillator modules have been developed which have a stability of about -1 p.p.m. from -40°C to $+70^{\circ}\text{C}$.

Microwave equipment

An unusual mobile communication system was the subject of a paper by E. Goldbohm of the Netherlands Radar Research Establishment. The paper described a microwave tracking system for communication between mobile vehicles. The author explained the arrangement as a line-of-sight relay system (with many of the features of a fixed microwave link) in which the aerials of two identical equipments track with each other. Both aerials radiate narrow beams about 1.9° wide and have a forward gain of about 29 dB. The directivity decreases effects of ghosting, multiple path propagation and other signal distortions and also ensures a high degree of

privacy. However, if the system is to be used with a base station controlling several vehicles, then the base station would be equipped with an omnidirectional aerial and the vehicles would operate as individual tracking stations—but with separately modulated carriers which can be filtered out after demodulation of the r.f. signal.

Each equipment uses a reflex klystron for both transmitter and local oscillator functions. Because of the wide bandwidth of the klystron, the system is suitable for television signals and the author stated that good quality television pictures had been received at distances of up to eight miles over land and 10 miles over water.

INEXPENSIVE TAPE RECORDING AMPLIFIER

By GEORGE WAREHAM

MODIFICATION OF THE GRUNDY/COLLINS/WATSON DESIGNS TO ALLOW USE OF CHEAP N-P-N SILICON PLANAR TRANSISTORS

IN the August, 1965, issue (p.403) J. B. Watson presented a design for a recording amplifier which avoids the need for high-voltage transistors as used in the Ferranti design (*W.V.* July-Aug. 1965). Mr. Watson's circuit specified germanium transistors and a negative collector supply. However, it can be readily adapted for use with n-p-n silicon transistors and a positive collector supply. The cheap epoxy-encapsulated planar transistors now coming on the British market can then be used instead of expensive high-voltage types.

Readers may wish to use Mr. Watson's high-impedance transformerless output stage in conjunction with either his own or some other input

circuitry, such as the first two stages of the Ferranti design (July, 1965, issue p.328, Fig. 5). For this reason the last stages of the Watson circuit have been redesigned as a complete single unit, as shown in the accompanying diagram. Some simplification has been achieved in the interstage coupling network. Overall a.c. negative feedback has been increased by increasing the size of the unbypassed emitter resistors of the output transistors from 560Ω to 1500Ω. Linearity is good.

Typical performance data are as follows:—

Input impedance ..	100 kΩ
Output impedance ..	180 kΩ
(driven from 1 kΩ source) ..	

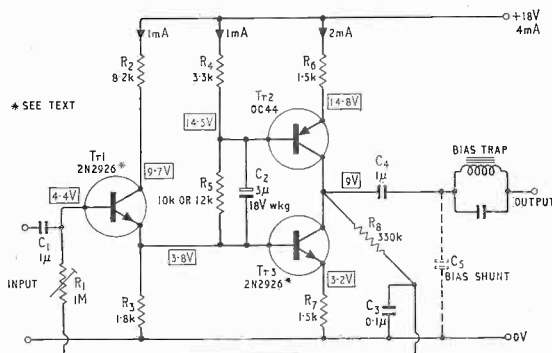
Output impedance (driven from 10 kΩ source) ..	120 kΩ
Maximum undistorted output current ($Z_L = 0$) ..	1 mA r.m.s.
Maximum undistorted output voltage ($Z_L = \infty$) ..	4 V r.m.s.
Input voltage for 125 μA in 18 kΩ load ..	100 mV
Input voltage for 4 V r.m.s. ($Z_L = \infty$) ..	20 mV
Cut off frequencies (-3dB) ..	6c/s and >30 kc/s

Silicon transistor type 2N2926 have a wide range of current gain (35 to 470), but are divided into five narrow gain groupings, identified by a colour code. To obtain the stated performance, Tr1 should preferably be a "yellow" type ($h_{fe} = 150$ to 300) but an "orange" type ($h_{fe} = 90$ to 180) may also be used, the main effect being a reduction in output impedance to about 100 kΩ. Tr3 may be either a "yellow", "orange" or "red" ($h_{fe} = 55$ to 110) type. (Readers should note that at least one manufacturer omits the colour-code dot on the commonest type, "orange".) This transistor type may also be used in both the Ferranti and Watson low-level circuits. Again, "orange" or "yellow" types are preferable.

The resistor R_2 is inserted to protect Tr1 against excessively high collector voltages. It has virtually no effect on performance, but provides a possible pick-off point for the signal supply to a recording level indicator (500 mV when the amplifier output current is 125 μA). C_2 may be omitted if the signal-source impedance is 1 kΩ or less, since most of the resulting negative feedback voltage is then lost across R_3 and R_1 .

The bias trap must have a very high impedance to be effective, since it forms an inverted-L attenuator with the output impedance of the amplifier, which is itself high.

Transistors type 2N2926 are obtainable from Amatronics Ltd., 396 Seltsdon Road, Croydon, price 5s each.



The redesigned circuit. All resistors are $\pm 5\%$ tolerance. Voltages boxed are d.c. voltages measured with a high resistance voltmeter. R_1 is adjusted to obtain 9V at the collectors of Tr2 and Tr3.

Marconi self-tuning H.F. system—
the first in the world to be station
planned from input to output.



breakthrough

MST 30kW transmitter type H1200

An h.f. linear amplifier transmitter for high-grade telecommunications.
Frequency range: 4-27.5 Mc/s.
Output power: 30 kW p.e.p., 20 kW c.w.
Meets all CCIR Recommendations.

saves 80% floor space


Transmitters can be mounted side by side and back to back or against a wall. Floor-ducts are eliminated and all power supply components are built-in. These features lead to smaller, simpler, cheaper buildings or more services in existing buildings.

rugged reliability

R.F. circuits have been simplified and the number of mechanical parts reduced to a minimum. Highest engineering standards are applied to the design of these parts: stainless steel shafts in ball-bearings in heavy, rigid, machined castings; stainless steel spur gears meshing with silicon bronze; heavy r.f. coil contacts with high contact pressure. Specified performance is maintained with ample margins.

simplicity

MST reliability allows continuous unattended operation with extended or remote control, saving maintenance and operating staff. Any fault in the servo control circuits can quickly be located with simple test routines. Transistors and printed wiring give these circuits maximum reliability.




self-tuning

The H1200 has a frequency following servo tuning system. Any frequency may be selected on the synthesizer decade dials in the associated MST drive equipment; the unattended transmitter automatically tunes itself in an average time of twenty seconds. Final stage tuning and loading servos continuously ensure automatic compensation for changes in aerial feeder impedance caused by weather conditions. Self-tuning gives *one-man* control of an entire transmitting station.

Marconi telecommunications systems

The Marconi Company Limited, Radio Communications Division, Chelmsford, Essex, England
WW-120 FOR FURTHER DETAILS.

LTD/H51



This new capacitance-conductance bridge is more than good-looking

0.1% at 1 Mc/s


—that's the accuracy this new Wayne Kerr RF Bridge B201 gives you, *plus* the ability to measure conductance and capacitance simultaneously over the 100kc/s to 5Mc/s range. It is completely self-contained, has a variety of plug-in source and detector units, adjustable level control, gain control, visual and aural nulls, clear four-figure readout, and extremely wide measurement ranges: 10aF (10⁻⁵pF) to 0.1μF and 0.1nMho to 1Mho. For details of *all* the many features with which this remarkable new bridge speeds and simplifies component testing, however, you need the B201 leaflet. Please ask for your copy.



.. it has the best range-plus-accuracy combination in the business

WAYNE KERR

The Wayne Kerr Laboratories Limited
Sycamore Grove, New Malden, Surrey
Telephone: MALden 2202
Telegrams: Waynkerr New Malden. Telex: 262333



WW-121 FOR FURTHER DETAILS.

NEW PRODUCTS

equipment systems components

SURVIVAL TRANSCEIVER

A SOLID-STATE transceiver called Safcom is being produced by K. W. Electronics Ltd., for fitting to fishing vessels' liferafts. Last year the Merchant Shipping Rules (17-8) were amended making it compulsory for fishing vessels of more than 60 ft in length to carry emergency rescue beacon equipment. This transceiver conforms to the regulations and has received British P.O. type-approval.

The transceiver contains a crystal-controlled transmitter and receiver operating on the international marine distress frequency of 2182 kc/s. The output of the

output of 1.3 and 2.2 kc/s. Eight silicon planar transistors are used in the receiver section which employs a superhet circuit with a tuned r.f. stage and Class B output for battery economy. All the receiver circuits—and the tone generator and tone switching circuits—are voltage stabilized.

The transceiver is powered by two mercury batteries that give a nominal voltage of 16 V. Battery life, with a 1 to 9 transmit-receive ratio, is in excess of 100 hr.

The Safcom is contained in a cylindrical watertight container measuring 24 in long by 4 in in diameter. An auxiliary tube containing a telescopic aerial (74 in extended) and "earthing" lead is bonded to the side of the main tube. The end cap of the main tube houses the microphone, loudspeaker and transmit switch. (Even with the end cap removed from the body of the main tube, the transceiver is watertight.) A separate switch is provided for radiating the two-tone alarm signal.

The Safcom will float, even when dropped into the water from a height of 20 ft. It weighs 9½ lb.

Although exclusively manufactured by K.W. Electronics Ltd., of Vanguard Works, 1 Heath Street, Dartford, Kent, this transceiver is being distributed by several companies including Marconi International Marine, who are marketing it under the name "Lifesaver," and Kelvin Hughes.

WW 309 for further details


ANTI-MAGNETIC TWEEZERS

STAINLESS heat-resistant alloy is used for the tips of a pair of tweezers recently introduced by Henri Picard & Frere Ltd., of 34 Furnival Street, London, E.C.4. These tweezers are anti-magnetic and will withstand temperatures in excess of 500° C (normal hardened steel becomes noticeably soft above 300° C).

WW 310 for further details

PHOTOMULTIPLIERS

TWO new devices have been added to the Mullard range of photomultiplier tubes, a four-stage device designated XP1114 and the six-stage XP1113 tube. Both devices measure 68 mm by 19 mm in diameter and have cathode sensitivities of 40 μ A/lumen. The photocathodes are deposited directly onto the



inside of the end face of the tube and focused by a dynode electrode system giving an overall sensitivity of 4 mA/lumen for the four-stage tube (illustrated) and 400 mA/lumen for the other.

The cathode material in both tubes is antimony-caesium and has a response peaking in the blue region. At a later date it is hoped to offer tubes that will operate in the infra-red and ultra-violet regions.

Both tubes are available in development quantities. The address of Mullard Ltd. is Mullard House, Torrington Place, London, W.C.1.

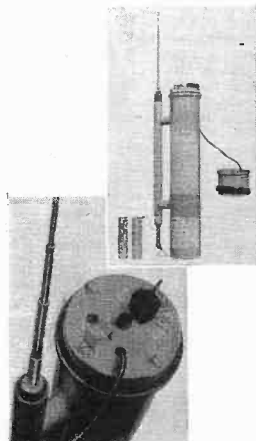
WW 311 for further details

TRANSISTORS

QUANTITY price reductions of up to 50% in a broad range of silicon planar and planar epitaxial transistors are announced by Transistron Electronics Ltd., of Gardner Road, Maidenhead, Berks. As an example the 2N2784, which is a hermetically sealed device with an f_T of 1 Gc/s, is now under 10s at 1,000 up. For small orders the price has not been changed; the 2N2784 costing 18s 11d.

Units with relaxed specifications such as the ISP6120, a general fast switching device with an f_T of 1 Gc/s, are also cheaper in quantity. At the 1,000 level, the ISP6120 costs 8s 6d; one-off they are 15s 4d.

WW 312 for further details



transmitter is in excess of 1 W and the receiver sensitivity is 1 μ V for standard output. Audio output is quoted as 4 V pk-pk across the transducer.

Thirteen silicon planar n-p-n transistors are used in the transmitter section. Eight of these are employed in a tone generator, which provides an alternating

Loudspeaker Units

TWO 12 watt loudspeaker units have been introduced by Jordan-Watts Ltd., of Benlow Works, Silverdale Road, Hayes, Middx. Both enclosures are fitted with their standard drive unit and are suitable for use with amplifiers having output impedances from 7.5 to 16 Ω .


The Juno, as one is called, is an

0.6 cu ft bass reflex unit and has a frequency response of about 40 to 20,000 c/s (± 6 dB). Although based on their current enclosures, the Juno has been stiffened and the port and tunnel modified to improve the bass frequency response. Distortion with a low input is approximately 5% at 50 c/s and 1 $\frac{1}{2}$ % at 100 c/s. The external dimensions of the unit are 24 $\frac{1}{2}$ x 12 x 5 $\frac{1}{2}$ in, and the price is £24 10s.

The other unit, which measures 8 x 16 $\frac{1}{2}$ x 3 $\frac{1}{2}$ in, is called the Jumbo. It is a totally enclosed unit and has a frequency response of about 70 to 20,000 c/s (± 6 dB). The price is £17 12s 6d.

Both units are finished in light teak. A Vynair covering forms the fascia panel.

WW 313 for further details



Milliwatt Test Set

REDESIGNED versions of Standard Telephones and Cables 74166-A milliwatt test set—an instrument for measuring signal levels on unbalanced 75 Ω circuits at frequencies up to 30 Mc/s—have recently been introduced. The new instruments, the 74166-H and 74166-J, are about half the size of the earlier instrument, and incorporate push-button switches.


The two models (H and J) are identical apart from their input connectors, the H being fitted with Post Office No. 1 co-axial plugs, and the J having

B.N.C. connectors (Amphenol 31-221). They will make accurate terminated level measurements of +1 dB to -1 dB referred to 1 mV on 75 Ω unbalanced circuits at frequencies up to 30 Mc/s, and they will also measure heater voltages of 5.6 to 7.0 V.

The instruments cannot be used for measuring "through levels" as a wired-in thermocouple is incorporated with the heater impedance shunted down to 75 Ω . A miniature Weston standard cell is included to maintain a high measuring accuracy; the measuring circuits being standardized by a series of simple switching and adjusting operations. A further feature is that the standardizing circuit can also be used to send a d.c. power level of 1 mW into external 75 Ω circuits for calibrating other apparatus. Both instruments are powered by three internal 1.5 V dry cells. The overall dimensions are 12 $\frac{1}{2}$ x 8 x 7 $\frac{1}{4}$ in, weight is 1 lb.

The address of S.T.C.'s Testing and Apparatus Division is Corporation Road, Newport, Monmouthshire.

WW 314 for further details



Transistor for Driving Number-tubes

A BREAKDOWN voltage of 120 V and a d.c. gain of 35 (at an operating current of 3 mA) are features of a new transistor from SGS-Fairchild. Known as the C 407, it is a silicon planar device designed for use as a high-voltage driver for neon indicator tubes, such as the Nixie.

Being a silicon planar device, the leakage current is less than 200 nA and thus will eliminate the soft glow effect caused by a numeral other than the one desired drawing current. The C 407 is encapsulated in epoxy resin and has a lead pin circle identical to that of the popular TO-5 can.

The one-off cost of the C 407 is 6s 9d and at 100 up the cost is 4s. The company's address is 23 Stonefield Way, Ruislip, Middx.

WW 315 for further details

WIDE RANGE VOLTMETER

FIFTEEN a.c. ranges and three d.c. ranges are provided on the new Type M1 voltmeter now available from Linstead Electronics Ltd., 35c Newington Green, London, N.16. The input impedance is 10 M Ω on all but the lowest a.c. ranges where it is between 6 and 10 M Ω . The mV ranges provided are as follows: 1-10, 2-20, 5-50, 10-100, 20-200 and 50-500 mV; and the voltage ranges 0.1-1, 0.2-2, 0.5-5, 1-10, 2-20, 5-50, 10-100, 20-200 and 50-500 V. The frequency range of the M1 is 10 c/s to 100 kc/s.


The three d.c. ranges provided are 0 to 4, to 40 and to 400 V. The sensitivity is 20 k Ω /V.

The transistor instrument contains a four-inch meter and is powered by an internal 9 V battery. An amplifier output—at low impedance—is provided with a voltage gain of approximately 80 on the most sensitive range.

The overall dimensions of the M1 are 6 $\frac{1}{2}$ x 8 $\frac{1}{2}$ x 5 in, the weight is 5 lb and the price is £24.

WW 316 for further details





Multiple Capacitor Units

FOUR types of multiple capacitor unit for use in the manufacture of delay lines are now being made by Johnson, Matthey & Co. Ltd., of 73-83 Hatton Garden, London, E.C.1. The units contain a number of silver-mica capacitors—with or without interconnection—and are encapsulated in an epoxy resin to give a high humidity resistance and a wide operating temperature range.

Units with various combinations of capacitance value will be made to customers' specifications from the four standard types of unit. The available capacitance ranges are as follows: 50 V, 440 to 1,500 pF; 200 V, 300 to 439 pF; and 350 V, 1 to 299 pF. The temperature range of the units is from -55° to $+100^{\circ}$ C. Temperature coefficient is $15 \times 10^{-6}/^{\circ}$ C at 1 kc/s and $5 \times 10^{-6}/^{\circ}$ C at 1 Mc/s.

WW 317 for further details

Standard Integrated Circuit Boards

TWO standard printed circuit boards are being manufactured by the Triad Division of Litton Industries to enable manufacturers to quickly assemble integrated circuits. Both boards are double-sided with flat-pack mounting tabs on one side and TO-5 pads on the other. Up to six TO-5 cased components or six flat packs—or a combination of both—may be mounted on each board. The boards are designed for use with either 25-contact or 18-contact double-sided connectors.

Litton products are handled in the United Kingdom by Litton Precision Products, 503 Uxbridge Road, Hayes, Middx.


WW 318 for further details

Aerial Changeover Relay

A NEW co-axial aerial changeover relay, having no plugs or sockets on the body of the relay, is now available from Magnetic Devices Ltd., of Newmarket, Suffolk. Designated Series 951, it is a d.c. operated device and is suitable for switching signals at frequencies of the order of 450 Mc/s. It can be used in applications where low inter-contact capacitance is important.

The relay contains a single changeover contact enclosed in a brass housing and is designed for use with U.R. 43 cables—which are soldered directly to the relay and secured by brass clamps. The soldering operation does not affect the relay contact setting and the brass clamps provide continuity of screening and cable outlets in any three directions. Operate time is 20 ms and release time is 8 ms.

The maximum d.c. working voltage of



the relay is 100 V; maximum coil wattage is 1.5 W and maximum coil resistance is 9.35 Ω . The contact rating is 1 A or 30 W maximum with a nominal impedance of 50 Ω . Other specification details include a voltage standing wave ratio of approximately 1.1:1 at 450 Mc/s, and a cross talk figure of 39 dB.

WW 319 for further details

DIGITAL VOLTMETER

THE range of instruments made by G. & E. Bradley has been extended and now includes a digital voltmeter. Designated Type 160, it covers 0 to 1,000 V d.c. in four ranges and has an accuracy of 0.1%.

A four-digit in-line display is em-



ployed in this solid state instrument, which contains a standard cell for calibration. A filter is also provided that can be switched into the input circuits to suppress superimposed noise or a.c.

The basic version of the 160 does not have an output for driving printers and costs £240. A version with a printer output is available and costs approximately £20 more. The dimensions of the 160 are $4 \times 11\frac{1}{4} \times 8$ in, and its weight is 8 $\frac{1}{2}$ lb.

The address of G. & E. Bradley Ltd. is Electral House Neasden Lane, London, N.W.10.

WW 320 for further details

CO-AXIAL CONNECTORS

A SERIES of small B.N.C. two-pin co-axial connectors made by the French company Radiall are now available through Lectrotron Ltd., of Kinbex House, Wellington Street, Slough, Bucks. Designated B.R. 2, this series of connectors is suitable for use with twin screened cables having diameters of 4, 5 or 6 mm.

The maximum current capacity is 3.5 A and the working voltage (at ground level) is 500 V r.m.s. Other electrical characteristics include an insulation resistance at 500 V d.c. of 100 G Ω , a contact resistance of 1 m Ω at 1 A, and a between


pin capacity of 1.7 pF at 1 kc/s and 1.3 pF at 1 Mc/s. Between pins and case, the capacity is 4 pF at 1 kc/s and 3.2 pF at 1 Mc/s.

WW 321 for further details



PARAMETRIC A.F. PRE-AMPLIFIER

A HIGH input impedance, low noise transistor pre-amplifier is announced by Isewirth Electronics, of Frederick St., Waddesdon, Bucks. Noise voltages referred to the input are 10 and 20 μ V pk-pk with input short and open circuited respectively. With a 100 k Ω



metal film resistor across the input the noise voltage is 25 μ V pk-pk. The high input impedance of 10 M Ω and the low noise performance are achieved with a 10-stage differential amplifier, the first stage of which is a parametric amplifier

using a varactor diode and operating with a pump frequency of 10 Mc/s. An output of 1 V pk-pk with a 10 k Ω load is provided. Output impedance is less than 500 Ω . A switched gain of either 100 or 1,000 times is provided and common mode rejection is 120 dB.

The amplitude-frequency response is variable, switched high- and low-pass filters being provided—giving 3 dB-down frequencies of 20 kc/s, 10 kc/s, 1 kc/s, 200 c/s and 50 c/s for the low-pass filter, and 2 c/s, 20 c/s and 200 c/s for the high-pass filter.

Power supply units (type P101) are available for the amplifier (designated A101), giving a stabilized supply of 150 mA at 9 V, which is sufficient to operate 10 amplifiers. Operation from an internal 8.4 V mercury battery would provide 40 hours of use. It is arranged that the amplifier will automatically switch to battery operation in the event of mains supply failure. A 19-in rack mounting kit is available including a drilled rack panel.

The ex-works price is £45.

WW 322 for further details

Conductive-plastic Potentiometers

A NEW series of conductive-plastic potentiometers have been added to the extensive range of precision potentiometers made by the Markite Corporation, of New York. Non-linear laws—which prior to the advent of this track material were considered impossible—are included in the new series known as the Slimline. Also included are units with sine-cosine and rectilinear track laws.

Stainless-steel bearings are used in these multi-gang potentiometers, which under test have performed without failure for up to 200 million operations. Accuracies of up to 0.01 % are quoted for the larger units in the series.

These potentiometers are available in

the United Kingdom through Davies Integrated Sales, 252 Kempshott Lane, Basingstoke, Hants.

WW 323 for further details



INFORMATION SERVICE FOR PROFESSIONAL READERS

To expedite requests for further information on products appearing in the editorial and advertisement pages of *Wireless World* each month, a sheet of reader service cards is included in this issue. The cards will be found between advertisement pages 16 and 19.

We invite professional readers to make use of these cards for all inquiries dealing with specific products. Many editorial items and all advertisements are coded with a number, prefixed by WW, and it is then necessary only to enter the number(s) on the card.

Postage is free in the U.K. but cards must be stamped if posted overseas. This service will enable professional readers to obtain the additional information they require quickly and easily.



VIBRATION & DISPLACEMENT MEASURING INSTRUMENT

MEASURING complex vibration effects in delicate structures where the measuring device must not load the body being measured, is one of many jobs within the scope of the Model DF/2 detector/filer unit now available from Associated Engineering Ltd., Cawston, Warwick. The instrument has been designed for use with matched pairs or double versions of A.E. displacement transducers and will measure displacement or vibration at frequencies from zero to 10 kc/s at a distance of 0.015 in. Resolution is up to 10 μ in, depending on the material.

The overall temperature stability, including the transducers, is better than $\pm 2 \mu$ in/ $^{\circ}$ C when the transducers are temperature cycled. Long-term stability for static displacement measurement over an 8 hr period is better than 100 μ in for ferrous materials.

WW 324 for further details

Miniature Connectors

CIRCULAR connectors manufactured by Souriau et Cie. of France, are available in the United Kingdom through Lectrotron Ltd., of Kinbex House, Wellington Street, Slough, Bucks. The range offered, called Miniphi, has six shell sizes ranging from 0.43 to 0.93 in in overall diameter. The number of pins range from 7 to 61.

A nominal current rating of 3 A is quoted for the connectors, which will operate in the temperature range -55° to $+125^{\circ}$ C. Reinforced diallyl phthalate is used as the insulation material and a light metal alloy for the shell. The insulation resistance is 10^8 M Ω .

WW 325 for further details



Vortexion quality equipment

The 120/200 watt Amplifier can deliver its full power at any frequency in the range of 30 to 20,000 c.p.s. for which the response is accurate within 1 db with less than 0.2% distortion at 1,000 c.p.s. Noise level -90 db. It can be used to drive mechanical devices, i.e., synchronous capstan or projector motors, etc., for which the power is over 140 watts on continuous sine wave. A floating series parallel output is provided for 100-120 v. or 200-250 v., and additional matching transformers for other impedances are available. The input is for 1 mW, 600 ohms.

30/50 WATT AMPLIFIER

The Vortexion 30/50 watt Amplifier can deliver 50 watts of speech and music or over 30 watts of continuous sine wave and the main amplifier has a response of 30 to 20,000 c.p.s. within 1 db at 0.1% distortion and outputs for 4, 7.5, 15 ohm and 100 volt line. Models are available with two, three or four mixed inputs which may be low impedance balanced line microphones, P.U. or Guitar inputs. Price £70 with 4 mixed inputs.




The 12-way electronic mixer has facilities for mixing 12 balanced line microphones. Each of the 12 lines has its own potted mumetal shielded microphone transformer and input valve, each control is hermetically sealed. Muting switches are normally fitted on each channel and the unit is fed from its own mumetal shielded mains transformer and metal rectifier.

Also 3-way mixers and Peak Programme Meters.
Price £60.

4-way Mixers from £40/8/6.

2 x 5-way stereo mixers with outputs for echo chambers, etc., available.

120/200 WATT AMPLIFIER




ELECTRONIC MIXER AMPLIFIER

This high fidelity 10/15 watt Ultra Linear Amplifier has a built-in mixer and Baxandall tone controls. The standard model has 4 inputs, two for balanced 30 ohm microphones, one for pick-up C.C.I.R. compensated and one for tape or radio input. Alternative or additional inputs are available to special order. A feed direct out from the mixer is standard and output impedance of 4-8-16 ohms or 100 volt line are to choice. All inputs and outputs are at the rear and it has been designed for cool continuous operation either on 19 x 7in. rack panel form or in standard ventilated steel case.

Size 18 x 7½ x 9½ in. deep.

Price of standard model £49.

12-WAY ELECTRONIC MIXER





Price of standard model £98.

Full details and prices of the above on request

VORTEXION LIMITED, 257-263 The Broadway, Wimbledon, London, S.W.19

Telephone: LI Berty 2814 and 6242-3

Telegrams: "Vortexion London S.W.19"



now you can monitor VHF-UHF power and VSWR without affecting transmitter output

With a primary line SWR less than 1.05 and negligible insertion loss, this range of coaxial directional couplers Type PRI gives you continuous monitoring of power levels up to 300 watts, without interfering with your transmitter, transmission line or aerial. Available for frequency bands between 50 Mc/s and 500 Mc/s, these couplers weigh only 8 ounces and measure only 5" x 2½" x 1". They have sensitivities of 50 microamps (DC) per watt (RF), nominal impedances of 50 or 75 ohms, and Type N connectors.

Type PRI directional couplers are also supplied incorporated into complete coaxial reflectometers Type M2X, suitable for mounting in 19-inch racks or in portable units. Both forward and reflected power can be measured directly, and accuracy is independent of

line VSWR. Full-scale power readings of 10 watts and 100 watts are standard, as are direct readings of VSWR from 1.0 to above 10.0.

For easy-to-install, non-interfering, high-accuracy VHF and UHF power measurements, the directional couplers and coaxial reflectometers from AT&E provide an ideal inexpensive solution. AT&E will be happy to supply additional details; just write to AT&E (Bridgnorth) Ltd., Bridgnorth, Shropshire, England.

PLESSEY
Electronics

WW-123 FOR FURTHER DETAILS.



PECTA

Subminiature Pressure Transducers

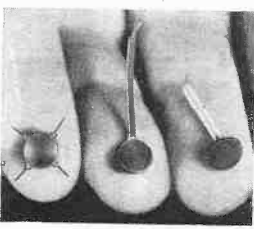
THE range of subminiature pressure transducers made by Scientific Advances Incorporated, of Ohio, are now available in the United Kingdom through Wessex Electronics Ltd., Royal London Buildings, Baldwin Street, Bristol, 1. There are a number of basic models in the range, each covering a variety of pressure ranges. The models differ mainly in the geometry of lead attachment—see illustration. (Model M-5 on the left, M-6 centre and M-7F on the right.)

A four arm, bonded-foil strain gauge is employed, to take maximum advantage of the strains on a flat diaphragm, and is cemented to the inside surface of the diaphragm. The transducer itself will, through its small dimensions, cause little interference in gas or liquid flow systems.

Typical of the physical and operating characteristics of the range are those of the Model M-5. This particular model is available in four pressure ranges—from 0 to 15, to 30, to 100 and to 150 p.s.i.—and its thickness ranges according to pressure range from 0.02 to 0.035 in. The weight of the M-5 is 0.1 gm.

The recommended input voltage for all models is 3V d.c. or a.c. and the working temperature range is -40° to $+150^{\circ}$ F.

WW 326 for further details



High-voltage Transistors

A RANGE of high-voltage silicon n-p-n transistors, manufactured in the U.S.A. by Inductro Transistor Corp., are available from Lectrotron Ltd. of Kinbex House, Wellington St., Slough.

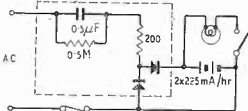
The range includes types with V_{CE} and V_{CB} of 100-800 V (at 200 μ A) with an L_{FE} of 20-30 at 25mA. Peak collector current is 400mA and dissipation varies between 3W and 15W at 25°C case temperature. Prices vary between 9s and £19 depending on ratings required.

WW 327 for further details


Miniature Charger Modules

A RANGE of miniature constant-current charger modules for use with nickel-cadmium batteries is now available from Kynmore Engineering Co. Ltd., 19 Buckingham Street, London, W.C.2. The range is based on an earlier module developed for incorporation in rechargeable torches and pocket lamps.

Three- and four-lead modules are available and, having low reverse current figures, may be permanently connected to the batteries they are to recharge. The three-lead modules use a circuit similar to the original module for the torches and pocket lamps (illustrated), while the four-lead modules employ a bridge circuit. As can be seen from the illustrated circuit, a capacitor is



used to drop the voltage before rectification by a pair of gold-bonded semiconductor diodes. Six different sizes are available in the standard range, with



capacities ranging from 2 to 45 mA—assuming a 230 V a.c. supply. On 115 V supplies the current ratings are halved. The maximum load is ten cells.

The smallest in the range measures 0.8 in long by 0.6 in diameter and the largest 1.7 in long by 1.25 in diameter. The price of the modules varies according to current rating. Hundred up prices are from 10s, for a 2 mA unit suitable for driving up to five cells, to 19s 6d for a 45 mA unit, suitable for driving up to ten cells.

WW 328 for further details

V.H.F. HIGH-POWER TRANSISTORS

A NEW series of high-power v.h.f. silicon n-p-n transistors, from TRW Semiconductors Inc., includes a device which will deliver up to 40W, with a 6dB power gain, at 175 Mc/s. Designated PT5690, it is a silicone encapsulated device with the dice completely isolated. It is mounted on a beryllium oxide stud and has radially-mounted leads making the device suitable for printed circuit board mounting. The transistor geometry makes use of a unique symmetrical method of paralleling devices on a single chip. The complete transistor comprises 24 transistor elements arranged in four clusters of six and each element contains a thin film emitter resistor to balance the input r.f. voltage characteristics of the base-emitter diode. Other specification details include a V_{CEO} 60, V_{CBO} 40 and a V_{BEBO} 3. One-off price is £44.

The other two in the series, available in the United Kingdom through M.C.P. Electronics Ltd., of Station Wharf Works, Alperton, Wembley, Middx., are both 150 Mc/s devices. The PT5692 has a 6dB gain and will provide a 20W output, and the PT5694 a



power gain of 8dB and a 12W output. The respective prices are £22 and £12. WW 329 for further details

U.H.F. TV Tuner

A TRANSISTOR quarter-wave television tuner for the band 470-860 Mc/s was announced by Plessey at the Paris Components Show—a report of which appears on p. 119. The tuner has four push-buttons which operate directly a 60° tuning capacitor, thus eliminating the more usual switches. Two versions are available, to cater for both 75Ω unbalanced and 300Ω balanced inputs. The tuner is obtainable from the Electro-mechanical Division, New Lane, Havant, Hampshire.

WW 330 for further details

MARCH MEETINGS

Tickets are required for some meetings: readers are advised, therefore, to communicate with the secretary of the society concerned

LONDON

1st. I.E.E. & I.E.R.E.—Discussion on "Infra-red camera techniques" at 2.0 at Savoy Pl., W.C.2.

2nd. I.E.E.—Colloquium on "Microphones" at 9.30 at Savoy Pl., W.C.2.

7th. I.E.E.T.E.—"Control by computer" by A. St. Johnston at 6.0 at Savoy Pl., W.C.2.

7th. I.E.E. Grads—"An introduction to silicon controlled rectifiers" by P. J. N. Norris at 6.30 at Savoy Pl., W.C.2.

8th. I.E.E. & Soc. of Instrument Tech.—"A new approach to measurement and data transmission for process-control systems" by I. R. Young, A. T. Keefe and G. Moss at 5.30 at Savoy Pl., W.C.2.

8th. Radar & Electronics Assoc.—"Where are we with radar?—some highlights in radar development and achievement" by K. F. Sizer at 7.0 at R.S.A., John Adam St., W.C.2.

9th. I.E.E.—"Applications of electrostatics" by A. W. Bright and P. L. Secker at 5.30 at Savoy Pl., W.C.2.

9th. I.E.E.—"The scanning electron microscope and other electron probe instruments" by Prof. C. W. Outley at 6.0 at Savoy Pl., W.C.2.

9th. S.E.R.T.—"Electronic organs" by K. G. Borge at 7.0 at the London School of Hygiene, Keppel St., W.C.1.

9th. R.S.G.B.—"Aerial farming in a monastery" by Rev. P. Sollow (G3BGL) at 7.0 at R.S.A., John Adam St., W.C.2.

9th. B.K.S.T.S.—"Auditorium acoustics" by C. C. Buckle at 8.0 at Central Office of Information, Hercules Rd., S.E.1.

10th. I.E.E.—Discussion on "The Multicarrier performance of communication-satellite repeaters" at 5.30 at Savoy Pl., W.C.2.

11th. I.E.E.—"Some recollections of the early days of radio research" by Dr. R. L. Smith-Kose at 5.30 at Savoy Pl., W.C.2.

14th. I.E.E.—"The explanation of some fundamental phenomena of modern physics using a ballistic theory of light" by R. A. Waldron at 5.30 at Savoy Pl., W.C.2.

14th. I.E.E.—"The ten-element band-pass filter section and its applications" by G. C. S. Brown at 5.30 at Savoy Pl., W.C.2.

16th. B.K.S.T.S.—"The B.B.C. television film department" at 7.30 at Central Office of Information, Hercules Rd., S.E.1.

21st. I.E.E.—"Electron-beam welding and machining" by H. N. G. King at 6.0 at Savoy Pl., W.C.2.

22nd. I.E.E.—Discussion on "Solid-state switching—for better or for worse?" at 6.0 at Savoy Pl., W.C.2.

23rd. I.E.E.—Discussion on "Technical information—a new teaching subject" at 5.30 at Savoy Pl., W.C.2.

23rd. I.E.R.E.—"The propagation of sound through liquids" by Dr. R. W. B. Stephens at 6.0 at 9 Bedford Sq., W.C.2.

24th. I.E.E.—"The Graham Clark Lecture—"The place of the engineer in society" by Lord Snow at 5.30 at Savoy Pl., W.C.2.

28th. I.E.E., I.E.R.E. & Television Soc.—"Semiconductors in television receivers" by P. L. Mowbray, R. Bridgen and K. E. Martin at 5.30 at Savoy Pl., W.C.2.

29th. I.E.R.E. & I.E.E.—Symposium on "Computer control in industry: equipment design and application engineering" at 2.30 at the London School of Hygiene and Tropical Medicine, Keppel St., W.C.1.

30th. B.K.S.T.S.—"The use of magnetic tape" by P. T. Hobson at 7.30 at Central Office of Information, Hercules Rd., S.E.1.

31st. I.E.R.E.—A symposium on "Monitoring of ground and airborne I.L.S. equipment for automatic landing" at 2.30 at the London School of Hygiene and Tropical Medicine, Keppel St., W.C.1.

ARBORFIELD

10th. I.E.R.E.—"Random signal testing" by P. Atkinson and A. Ley at 7.30 at R.E.M.E. School of Electronic Engineering.

BIRMINGHAM

7th. I.E.E.—"Radar—present position and future trends" by Dr. E. V. Glazier at 6.30 at the Midlands Electricity Board, Summer Lane.

23rd. S.E.R.T.—"Colour television" by B. J. Rogers at 7.30 at College of Advanced Technology, Gosta Green.

28th. I.E.E.—"A review of laser devices and applications" by N. Farries at 6.30 at the Midlands Electricity Bd, Summer Lane.

BRIGHTON

30th. I.E.E.—"The radiophonic workshop of the B.B.C." by F. C. Brooker at 6.30 at College of Technology, Moulsecoomb.

BRISTOL

23rd. I.E.R.E. & Brit. Computer Soc.—"High-speed magnetic thin film memories" by A. T. Gibson at 7.0 at University Engineering Laboratories, University Walk, Clifton.

CAMBRIDGE

10th. I.E.E.—"A traffic simulator" by Dr. F. G. Heath at 8.0 at the University Engineering Dept., Trumpington St.

CARDIFF

7th. I.E.R.E. & I.E.E.—"Telemetry—the present position and future trends" by R. E. Young at 6.0 at South Wales Institute of Engineers.

CARSHALTON

30th. S.E.R.T.—"The installation and maintenance of domestic colour receivers" by D. J. Seal at 7.0 at the College of Further Education, Nightingale Rd.

CATTERICK

8th. I.E.E.—"Speech compression" by Dr. J. Swaffield at 6.30 at the School of Signals, Catterick Camp.

CHELMSFORD

22nd. I.E.R.E.—"Various aspects of microwave ferrites" by J. A. Penney at 6.30 at the Technical High School, Patching Hall Lane, Broomfield.

CHESTER

14th. I.E.E.—"Telemetry—the present position and future trends" by R. E. Young at 6.30 at the College of Furnier Education.

CHRISTCHURCH

23rd. I.E.E.—"Radio interference problems in the Royal Navy" by B. N. Amos at 6.0 at the King's Arms Hotel.

COVENTRY

14th. I.E.R.E.—"Radio astronomy" by H. Gunt at 7.0 at the Lanchester College of Technology, Priory St.

CRAWLEY

23rd. I.E.E.—"Systems engineering" by R. L. Smith at 6.30 at the College of Further Education.

DORKING

16th. I.E.E.—"Applications of masers—what they are and what they do" by Dr. K. Hozelitz at 7.0 at Star and Garter Hotel.

DERBY

31st. I.E.E.—"The problems of block release courses" by T. S. Hopkinson at 6.0 at College of Technology, Kedleston Rd.

EDINBURGH

9th. I.E.R.E. & I.E.E.—"Laser range finders—systems analysis and electronic circuits" by G. Hamilton and A. Fowler at 7.0 at the Dept. of Natural Philosophy, The University, Drummond Street.

29th. I.E.R.E. & I.E.E.—Symposium on "Tape recording of biological signals" at 9.30 at the Royal Infirmary, Lauriston Pl.

EVESHAM

29th. I.E.R.E.—"U.H.F. tuners" by R. Bridgen at 7.0 at the B.B.C. Club, High Street.

FARNBOROUGH

1st. I.E.E.—"Colour television transmission systems" by W. Wharton at 6.30 at the Technical College, Boundary Rd.

31st. I.E.R.E.—"Random access communication system" by L. C. Walters at 7.15 at the Technical College.

GLASGOW

10th. I.E.R.E. & I.E.E.—"Laser range finders—systems analysis and electronic circuits" by G. Hamilton and A. Fowler at 7.0 at the Institution of Engineers and Shipbuilders, 39 Elmbank Cres.

14th. I.E.E.—"Faraday Lecture—"Computers, control and automation" by P. D. Hall at 7.0 at the Concert Hall.

HARLOW

8th. I.E.R.E.—"Automatic tracking from surveillance radars" by Dr. T. Buckley at the Technical College, The High.

Huddersfield

3rd. I.E.R.E.—"Automatic tracking from surveillance radars" by Dr. T. Buckley at the College of Technology.

LEICESTER

8th. I.E.E.—"Development of satellite communications" by F. J. D. Taylor, W. J. Bray and R. W. White at 6.30 at the College of Technology.

15th. I.E.E.—"Lasers and direct energy weapons" by Dr. R. C. Smith at 6.30 at the University.

15th. Television Soc.—"Pulse-width modulated amplifiers" by G. M. Sinclair at 7.15 at Vaughan College, St. Nicholas St.

LIVERPOOL

16th. I.E.R.E.—"Radiophony—the synthesis of sound effects for radio and television" by F. C. Brooker at 6.30 at Walker Art Gallery, William Brown St.

21st. I.E.E.—"Electronic design" by H. V. Beck at 6.30 at the Electrical Engineering Department, The University.

25th & 26th. I.E.E.—"Faraday Lecture—"Computers, control and automation" by P. D. Hall at 6.30 at Philharmonic Hall.

LLANDAFF

14th. Television Soc.—"TV colour systems" by S. Sansom at 7.30 at the Technical College.

MANCHESTER

1st. I.E.E.—"Faraday Lecture—"Computers, control and automation" by P. D.

Hall at 2.15 (students) and 7.30 at the Free Trade Hall.

MIDDLESBROUGH

23rd. I.E.E.—“Communications satellite systems” by Dr. H. C. Husband and H. Stanesby at 6.30 at Cleveland Scientific Institute.

NEWCASTLE-UPON-TYNE

2nd. S.E.R.T.—“Industrial electronics” by E. Surtees at 7.15 at Charles Trevelyan Technical College, Maple Terrace.

8th. I.E.E.—Faraday Lecture “Computers, control and automation” by P. D. Hall at 7.15 at City Hall.

9th. I.E.E.—“The application of analogue computers” by C. Cox at 6.0 at Institute of Mining and Mechanical Engineers, Westgate Rd.

NOTTINGHAM

29th. S.E.R.T.—“Current trends in transistor radio design and servicing” by D. E. A. Harvey at 7.30 at East Midlands Gas Board, Lower Parliament St.

PLYMOUTH

22nd. I.E.E.—“Electronic circuits” by G. King at 7.0 at City of Plymouth College of Technology.

PORTSMOUTH

2nd. I.E.E.—“Proximity sensing by magnetic induction applications and techniques” by D. Barnard at 6.30 at Highbury Technical College, Cosham.

16th. I.E.E.—“The future of automation” by Dr. A. M. Utley at 6.30 at the College of Technology, Anglesea Rd.

READING

28th. “Planning of communication satellite systems” by J. K. S. Jowett at 7.30 at the Great Western Hotel.

SALISBURY

9th. I.E.E.—“Electronic circuits—past, present and future” by G. King at 6.30 at College of Further Education.

SCUNTHORPE

15th. I.E.E.—“Computers in control of processes” by Dr. D. N. Ruscott at 7.0 at the Technical College.

SOUTHAMPTON

8th. I.E.E. & I.E.E.—“Electron microscopy and micro-electronics” by W. C. Nixon at 6.30 at University.

29th. S.E.R.T.—“Insulation and earth resistance measurements” by E. A. King at 7.30 at the College of Technology.

STOKE-ON-TRENT

29th. I.E.E.—“Lasers and Lasers” by Professor D. J. E. Ingram at 7.0 at North Staffs College of Technology, College Rd.

SWANSEA

17th. I.E.E.—“The application of secondary surveillance radar to air traffic control” at 6.0 at University College.

THURSO

17th. I.E.E.—“Telemetry—present position and future trends” by R. E. Young at 7.0 at the Technical College.

WHITLEY

24th. I.E.E.—“Radar, present position and future trends” by Dr. E. V. D. Glazier at 6.45 at Botham's Cafe, Skinner St.




THE HOUSE OF BULGIN AT YOUR SERVICE

A COMPLETE RANGE OF PRECISION MOULDED INSULATION SWITCHES

Produced on our highly automated plant these switches are inexpensive but completely reliable, giving a normal maximum life of 25,000 operations. Strict quality control during all production stages and top quality materials ensure that the finished products are superbly finished in all respects.

TWO POSITION SINGLE POLE TYPES



List No.
S.M.259/PD


List No.
S.M.315/PD/TERM

List No. S.M.443

List No. S.R.M.265/
TERM/SQ.

This series is based upon two basic switch units giving Change-Over, Make-Break either biased or non-biased switching, which can be actuated by many different methods. Lever-toggles are the normal means but Push-button, Push-pull and Push-successional action are also available. Connections to tags or screw terminals.

TWO POSITION DOUBLE POLE TYPES



List No.
S.M.270/PD

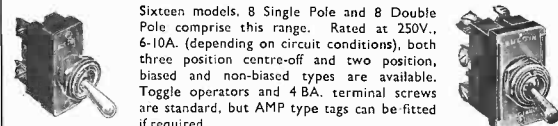
List No. S.M.446

List No. S.R.M.270

List No. S.R.M.270/SQ.

The basic switching arrangement in this range is Change-Over, which can, if desired be wired for Make-Break. Actuators are as for the Single Pole range above, but connection is to tags only.

THREE POSITION SINGLE AND DOUBLE POLE TYPES



List No. S.790

List No. S.780

List No. S.780

FULL DETAILS IN CATALOGUE

A. F. BULGIN & CO. LTD.,
Bye Pass Rd., Barking, Essex.
Tel: R1Ppleway 5588 (12 lines)

**MANUFACTURERS AND SUPPLIERS OF RADIO
AND ELECTROVIC COMPONENTS TO**

ADMIRALTY	MINISTRY OF WORKS	S.B.C.
WAR OFFICE	MINISTRY OF AVIATION	G.S.D.
AIR MINISTRY	MINISTRY OF SUPPLY	I.T.A.
HOME OFFICE	RESEARCH ESTABLISHMENTS	R.F.L.
CROWN AGENTS	U.K.A.E.A.	D.S.I.C.

1000W LOUDSPEAKER


2-IN CONE DISPLACEMENT AND AIR-COOLED
VOICE COIL

WHAT is claimed to be the most powerful single acoustic reproducer ever built has been developed by Stromberg-Carlson, a division of General Dynamics, in the U.S.A., on behalf of Convair. The loudspeaker, rated at 1 kW and weighing about 150 lb, will be installed in Convair's acoustical laboratory, where it will be used in research into the effects of high-intensity noise on components and structures of missiles and jet aircraft.

A number of unique design features are incorporated in the speaker to make its remarkable acoustic capabilities possible. The most unusual portion of it is the low-frequency unit extending up to 300 c/s. This is driven by a powerful 24-lb ring magnet of Alnico V, having a total flux in the air gap of 696,000 Maxwells. The heavy-duty cone is specially mounted to allow excursions of up to two inches. Because of the large amounts of power that must be dissipated, the voice coil is made of materials to withstand high temperatures, so that it is capable of continuous operation at temperatures up to 500°F. A small fan blows air through the voice coil while the loudspeaker is in use.

In addition to the big "woofers," the loudspeaker also includes a high-powered acoustic compression driver and coaxial horn for reproducing mid-range frequencies (300 to 2400 c/s). Thus the speaker reproduces the first six standard octave bands, as defined by the American Standards Association.

Although, in the initial application of this loudspeaker, there was no need for producing the extreme upper end of the



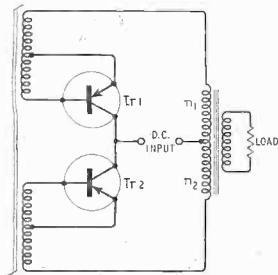
1 kW loudspeaker developed for investigating high-intensity acoustics. The unit weighs 150 lb and is mounted in a frame 18 in square. Cone displacement can be 2 in and the voice coil is air cooled.

audible frequency spectrum, Stromberg-Carlson has designed, and is now producing, high-frequency "tweeters" which will operate the range of the speaker to 15 kc/s. For any future application of the loudspeaker where this high-frequency response is required, 13 of these tweeters will be mounted in a ring around the mid-range horn.

The entire loudspeaker structure is mounted in a heavy cast aluminium frame only 18 in square, and has been designed so that each of the various moving components, where trouble is most likely to develop, can be easily removed and replaced without dismantling the entire speaker or removing it from its mounting.

LOW-VOLTAGE TRANSISTOR CONVERTER

WITH the current interest in "unconventional" sources of electrical power (thermionic and thermoelectric generators, fuel cells, and solar cells) which produce high-current low-voltage outputs, it has become necessary to develop low-voltage d.c. to a.c. converters which offer a high efficiency.

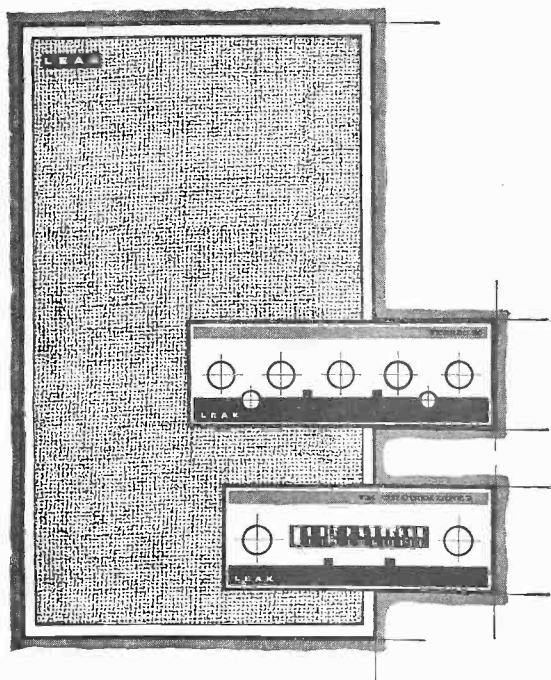


Switching converter giving an efficiency of 80% at an input of 1 V.

Normally, transistor converters give only a low efficiency when operated at low input voltages, and to avoid this the RIPPLE isotope-powered thermoelectric converters developed at Harwell use tunnel-diode converters. The problem is particularly relevant to space vehicles, and a transistor design has been developed under a N.A.S.A. contract, which provides an efficiency claimed to be about 80% for a d.c. input of 20 A at 1 V. At an input of 3 V the efficiency is said to be increased to 94%.

This high efficiency is, of course, obtained by operating the transistors as switches. When an input voltage is applied to the circuit shown one of the transistors will start to conduct (Tr1 say). When the saturable-core transformer becomes saturated, the base current in Tr1 will be turned off. The energy stored in the transformer then causes Tr2 to turn on. The alternate saturation and desaturation of the transformer causes the input voltage to appear alternately across n_1 and n_2 , thus providing a rectangular output in the load.

The transistors should be reasonably well matched and mounted on a common heat sink. However, a high degree of mismatch can be tolerated between the base-emitter voltages of the transistors by adjusting the relative number of turns on the base-emitter windings of the saturable-core transformer.



A TRIPLE FIRST FOR LEAK



A SUCCESSOR TO THE FAMOUS "TROUGHLINE II" : FM "TROUGHLINE 3"
Price £31 : 14 : 6d.

HI-FI NEWS—"To sum up the Leak Troughline II belongs to the very limited class of aristocrats in the tuner world."



A MAJOR LOUDSPEAKER INVENTION THE "SANDWICH" Price £39 : 18 : 0d.

AUDIO AND RECORD REVIEW—"... This design must be regarded as a breakthrough of fundamental and far-reaching importance."

If you are interested in Hi-Fi equipment combining faultless presentation with audio engineering to impeccable standards offering studio quality reproduction at reasonable cost . . .

ANOTHER MILESTONE IN AUDIO ENGINEERING "STEREO 30" TRANSISTORISED AMPLIFIER
Price: £49 : 10 : 0d.



WIRELESS WORLD Editorial, May 1963—"Last autumn during his presidential address to the British Sound

Recording Association, H. J. Leak demonstrated a prototype high-quality transistor amplifier which gave results indistinguishable from those of his valve amplifiers . . ."

"People sometimes ask why there is any necessity to change to transistors. The elimination of the output transformer is, in our view, sufficient reason now that solutions of the problem of linearity in the response of the rest of the transistor circuit have been found. As additional bonuses we get smaller size, cooler running and the prospect of longer life."

WRITE NOW FOR FULLY ILLUSTRATED AND DETAILED LITERATURE.

LEAK . . . the first name in High Fidelity since 1934

H. J. LEAK & CO. LTD., BRUNEL ROAD, WESTWAY FACTORY ESTATE, LONDON, W.3.

Telephone: SHEpherds Bush 1173 (PBX). Telegrams: Sinusoidal, London, W.3.

**THE
WORLD'S
SMALLEST**

SINCLAIR MICRO-6 SIX STAGE RECEIVER

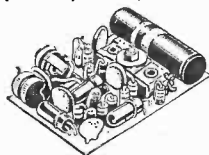
**smaller
than a
box of matches**

FANTASTIC RANGE AND POWER

THE SINCLAIR MICRO-6 is proving more and more the modern way to listen to radio. This fantastic set takes up less room in your pocket than a box of matches. It has impressive power and selectivity, yet can never interfere with the privacy of other people. Often you will find your MICRO-6 giving satisfaction in places where other radio sets simply cannot be heard at all. It is economical to run and most dependable in use. The 6-stage circuit developed by Sinclair Radionics centres upon the use of special Micro-Alloy Transistors (Sinclair M.A.T.s) to achieve such phenomenal performance. Yet building is easy, and by following the well-prepared instruction manual success is assured even if you have never put a transistor set together before—so start yours today. Over 30,000 constructors have now built the Micro-6.

REMARKABLE CIRCUITRY

In the Sinclair Micro-6 three Micro-Alloy Transistors are used in a unique and highly efficient 6-stage circuit as follows: Two stages of RF amplification are followed by an efficient double-diode detector which drives a high-gain AF Amplifier. Powerful A.G.C. applied to the first RF stage ensures fade-free reception from the most distant stations tuned in on the medium waveband. Everything including ferrite rod aerial and pill-size batteries are contained within the elegant tiny white, gold and black case. Inserting the plug of the earpiece included, switches the set on.



- **SIZE**—1½" x 1½" x ½"
- **WEIGHT**—One ounce, including batteries.
- **BANDSPREAD** FOR LUXEMBOURG.
- **PLAYS ANYWHERE**—IN CAR, BUS, TRAIN, ETC.

Building is simple. All parts including transistors, lightweight earpiece, case and dial, and 8-page instruction manual come to **Mallory Mercury Cell Type 274312 (2 required), each 1/11.** (Pack of 6 10/6.)

59/6

SINCLAIR Z.12 COMBINED AMPLIFIER AND PRE-AMP

THE ULTIMATE IN SIZE, POWER, QUALITY AND PRICE

*Designed to laboratory standards
Ideal for 12v. battery operation*

SIZE 3" x 1½" x 1½"
WEIGHT — 3 oz.

12w.

R.M.S.

**CONTINUOUS
SINE WAVE
(24 w. PEAK)
15 w. R.M.S.
Music Power
(30 w. PEAK)**

**Ready built, tested
and guaranteed**

89/6

**SINCLAIR PX. 1
Power Pack for above
£2. 14. 0**


THE SINCLAIR Z.12 is a universally flexible amplifier, exceptionally powerful, fantastically small. It is supplied ready built, and is very easily installed. Intended as the heart of any high quality hi-fi system, its small size and high efficiency of the Z.12 make it equally applicable for a guitar, for car radio, P.A. system or any other application where the highest possible quality is the first requirement. The Z.12 incorporates its own pre-amplifier to which you add the tone and volume control system of your choice for mono or stereo as shown in the manual supplied with every Z.12. The size, the performance, and the price of the Sinclair Z.12 all favour the constructor who wants the best in modern transistor equipment; in fact, the Z.12 is today's finest buy in top grade high fidelity.

"I am extremely pleased with the Z.12" writes H.M. of Dublin who saw the Z.12 advertised in "Practical Wireless". "The quality is excellent and is better than the Bux, speaks than any high amplifier with 3 speakers. It is far more sensitive and produces a very pleasing tone with a 12 v. supply. With no signal input, I can detect an audible amplifier to earpiece."

MANUFACTURERS PLEASE NOTE

The Z.12 can be supplied in quantity from stock at very attractive terms. Replies to specification can also be supplied promptly at highly competitive prices. Enquiries to the Manufacturing Division, Sinclair Radionics Ltd., please.

- FULL SERVICE FACILITIES AVAILABLE TO ALL SINCLAIR CUSTOMERS



- For 6-20 v. D.C. operation; ideally suitable for use with 12 v. battery.
- 8 special H.F. Transistors in special circuit having ultra-linear class B output.
- Response from 15 to 50,000 c/s ± 1 dB.
- Output suitable for 3, 7.5 and 15Ω. Two 3½" speakers may be used in parallel.
- Input—2 mV. into 2KΩ.
- Signal to noise ratio—better than 60dB.
- Generous negative feed back.
- USE IT WITH YOUR MICRO-6, MICRO FM, etc.

sinclair

SINCLAIR RADIONICS LTD., COMBERTON, CAMBRIDGE

WW-126 FOR FURTHER DETAILS

Telephone—COMBERTON 682

SINCLAIR MICRO FM

POCKET SIZE COMBINED F.M. TUNER

RECEIVER

1

**ST. WITH PULSE COUNTING DETECTOR
WITH LOW I.F. TO CUT OUT ALIGNING
WITH TWO OUTPUTS FOR DOUBLE PURPOSE
OPERATION**

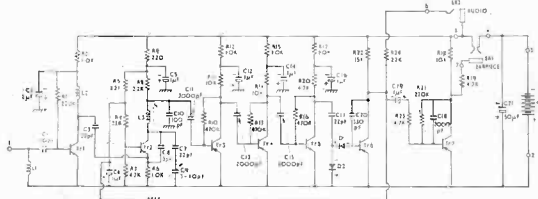
**TO INCORPORATE THESE AND MANY MORE
EXCLUSIVE FEATURES IN A POCKET SIZE
DESIGN OF OUTSTANDING EFFICIENCY**

**7 TRANSISTORS
2 DIODES
SUPERHET FM
2 OUTPUTS
ELEGANT
PROFESSIONALLY
STYLED CASE**


- Size—2 1/2" x 1 1/2" x 3/4" plus aerial.
- Tunes from 88 to 108 Mc/s.
- One output for amplifier, recorder, etc., and one for personal listening.
- In neat black case with polished and brushed aluminium escutcheon and matching tuning control.
- No alignment problems.

£5.19.6

Once again Sinclair Radionics prove to constructors that very high standards of efficiency can be successfully combined with micro-techniques. The Sinclair Micro FM is an outstanding example. It incorporates a number of advances over conventional practice to achieve amazing standards of performance. Despite its small size, this fully fledged Transistor 2 diode FM superhet has two outlets to enable it to be used both as a tuner for hi-fi or tape recorder and as an independent pocket receiver for personal listening. Pulse counting detection assures improved linearity and therefore better audio quality, low I.F. does away with alignment problems. Such is the sensitivity of this tuner that the telescopic aerial is sufficient for good reception almost everywhere. In styling, the Sinclair Micro FM is the most elegant, professional looking design ever offered to constructors, yet with all these plus features, this set costs pounds less, so that anyone can enjoy the advantages of FM to the full today.



**BRIDGED TECHNICAL
DESCRIPTION OF THE
SINCLAIR MICRO F.M.**



GUARANTEE:
If you are not fully satisfied with your purchase when you receive it, return it to us when your money will be refunded at once in full.

Complete Kit of parts including Telescopic Aerial, 7 Transistors, Case, Earpiece, Instructions, etc.

£5.19.6

The Sinclair Micro F.M. is a complete Seven transistor, two diode F.M. superhet. An RF. amplifier is followed by a self-oscillating mixer with low I.F. This dispenses with the need for alignment and bulky components. A three stage I.F. amplifier produces a square wave of constant voltage which is eventually converted into uniform pulses, arranged so that the original modulation is reproduced exactly. After equalisation, the signal is fed to the audio output socket for use with an amplifier or recorder and also to the receiver's own audio amplifying stage for the Micro FM to be used as an independent self-contained receiver.

- A.F.C. "locks" each station tuned in.
- THE SINCLAIR MICRO FM is completely self-contained within a neat black plastic case faced by an elegantly designed front panel of brushed and polished solid aluminium with spun aluminium tuning dial to match. The tuning scale is marked in Mc/s.
- SUPPLY VOLTAGE—9V from self-contained standard battery.
- CONSUMPTION—5mA.
- SENSITIVITY—Typically 3 microvolts.
- SIGNAL TO NOISE RATIO—30 dB at 30 microvolts, 1 dB.
- AUDIO FREQUENCY RESPONSE—10 to 20,000 c/s
- A GUARANTEED SINCLAIR DESIGN

To: SINCLAIR RADIONICS LTD.,
COMBERTON CAMBRIDGE

Please send me

.....
.....
.....
.....
.....

for which I enclose Cash/Cheque/Money
Order value £.....d.....

NAME
ADDRESS

If you prefer to write your order rather than cut this page please mention WW 88

BLACK LETTERING PLEASE

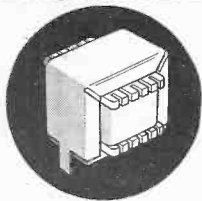


SINCLAIR RADIONICS LTD.
COMBERTON CAMBRIDGE

Telephone 682
WW-127 FOR FURTHER DETAILS.

Belclere

TRANSFORMERS



M.S. Range of-

COMPACT MAINS TRANSFORMERS

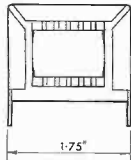
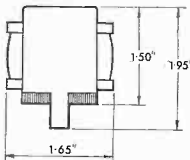
Standard Range Or Designs to Specification

The M.S. Range of COMPACT MAINS TRANSFORMERS has been developed to meet the needs of engineers requiring maximum VA. density in miniature electronic circuitry.

The power rating of 10.5 VA. represents an achievement of approximately 2.5 VA. per cubic inch.

Send for descriptive literature:

**THE BELCLERE COMPANY LIMITED, 385/387 COWLEY ROAD,
OXFORD, ENGLAND. Tel. OXFORD 77266/7**



WW-128 FOR FURTHER DETAILS.

HEYWOOD SCIENTIFIC AND TECHNICAL BOOKS

Graded Problems for Electrical Engineers

D. W. Hinde, B.Sc., M.I.E.E., and K. M. Smith, A.M.I.E.E.

An important collection of problems for Technical College Courses covering the new National Certificate, Higher National Diploma in Electrical, Mechanical and Chemical Engineering, Electrical Technicians and Electrical Installation.

35s. net by post 36s. 3d. 288 pp. illustrated.

Study of Electric Circuits Volume I

J. Lagasse, translated from the French by A. K. Godden.

This is the first part of a two volume work which gives a complete treatment of circuit theory developed on up-to-date lines. This first volume covers general analytical methods.

45s. net by post 46s. 6d. 222 pp. illustrated.

Magnetic Tape Recording

H. G. M. Spratt, B.Sc.(Eng.), M.I.E.E.

The new edition has been thoroughly revised and re-illustrated and is a comprehensive, up-to-date reference on this important subject.

63s. net by post 64s. 10d. 368 pp. illustrated. 2nd. edition.

WW-129 FOR FURTHER DETAILS.

Field Effect Transistor Applications

W. Gosling, B.Sc., A.R.C.S., A.Inst.P., Assoc. Member A.I.E.E.

Describes the device and its applications to amplifiers, filters and oscillators, demodulators and frequency converters, switches and trigger circuits, control devices, voltage and current regulators.

40s. net by post 40s. 10d. 143 pp. illustrated.

Transistor Circuits

K. W. Cattermole, B.Sc.

A valuable, easily understood introduction to the subject, suitable for radio and electrical technicians, students and interested amateurs.

70s. net by post 73s. 470 pp. illus.

The Transistor Volume I

E. Wolfendale, B.Sc.(Eng.), M.I.E.E.

An introduction to the modern approach to semiconductors, their equivalent circuits, and applications. Mathematical equations are given when they are useful in designing circuits but detailed mathematical analysis has been avoided.


40s. net by post 41s. 2d. (Students' paper-backed edition 21s. net). 168 pp. illustrated.

Obtainable from leading booksellers.

Published for ILIFFE Books, Ltd.,

DORSET HOUSE, STAMFORD STREET, LONDON, SE1

aspects of

*Armstrong***TUNING WITH PRECISION**

not just somewhere near but with unerring accuracy.

We believe that a high quality tuner needs a method of tuning which is simple and accurate; for it is only in this way that its full benefits can be realised. Therefore, all the tuners and tuner amplifiers in our 200 range incorporate a high grade precision tuning meter.

It is practically impossible to mistune an Armstrong tuner (except by intent). On FM you tune the meter to the centre zero position, and this gives the exactly balanced condition of the discriminator for any transmission. The high standard of tuning accuracy, together with the extreme sensitivity and wide band Foster Seeley discriminator contributes to an FM performance of outstanding quality.

On AM you tune for maximum right hand deflection. Again the accuracy and sensitivity of the meter is a great aid to tuning, for it enables you to sort out the programme you want with more than usual ease. A final word. Whenever you see a tuner with a precision meter for tuning you can be fairly sure that it performs with a high degree of stability, for with this type of tuner drift can actually be seen as perceptible movement on the meter. It is for this reason that we not only say Armstrong tuners are exceptionally stable, we can prove it as well.

For full details and technical specifications of all models, plus list of over 300 stockists, post coupon or write, mentioning code number shown in the coupon.

ARMSTRONG AUDIO LTD
WALTERS ROAD, LONDON, N7

tel. NORTH 3213



tuners

amplifiers

tuner-amplifiers

name _____

address _____

3WW66 _____

Complete portability needs



high power batteries

The TV 1 HIGH POWER 12V BATTERY and the Ever Ready range of HIGH POWER 1½ VOLT unit batteries, HP2, HP7, HP11, HP16 have been designed and manufactured for applications requiring Heavy Current Drains, such applications being:

D.C. Motors, Main Pack Transceivers, Tape Recorders, Alarm Systems, Flashing Beacons, etc.

We shall be pleased to advise you on the most suitable battery for your application and provide Data Sheets on the above units.

For further information contact:

**TECHNICAL SALES DEPARTMENT
THE EVER READY CO. (G.B.) LTD.**

Ever Ready House, 1255 High Rd., Whetstone
London N.20. Telephone: HILLside 8877

LAND-AIR • LAND-AIR

TRANSDUCERS AND ACCELEROMETERS

WE HOLD A COM-
PREHENSIVE RANGE
OF PRESSURE TRANSDUCERS & ACCELEROMETERS IN STOCK
SEND FOR OUR DE-
TAILED LEAFLET.



PRICES
FROM
£15



Grade A1A.C. VOLT METER 0-150 Volts

A very fine instrument by Everett and K.G. complete with 21m. scale. As supplied it has a basic movement of 37 mA. A.C. of 100 mA. D.C., with appropriate resistors, a 20 ohm scale of higher voltages can be read accurately. The movement is levelled and parallel micro and half edge pointer make quick but accurate readings. Overall size 8 1/2" x 5 1/2" including cable case.

Offered at the brilliant price of 22/5/-
P. & P. 2/-



SMALL MAGNETIC IMPULSE COUNTER

15 impulses per sec. with a direct reading from 0 to 9,999 operating on 21 v. D.C. with black slide control cover. Note. Additional details for continuing operation are fitted.

8/6, incl 1/6 P. & P.



SELECTOR DRIVE

A very interesting item with numerous applications consisting of an electromagnetic coil drive with a switch wiper and

contacts are coupled to this and are arranged to be on for 10 pulses and off for the next 10. An auxiliary contact is normally on, but off for one in every 20 pulses, complete with suppressor resistors and a series contact to facilitate continuous operation. Absolutely ideal for window display, printing lamps or motor, 12 or 24 v. D.C.
Hemel Hempstead, Bedfordshire
12/6, inc. P. & P.

LEDEX ROTARY SOLENOIDS

Intended for 24 v. D.C. operation but will work on 12 v. D.C. 8mm x 1.5mm diameter. Motors 12/6. 2 1/2 P.P.
1 Bank 2 1/2 V W. £14/-
3 Bank 2 1/2 V W. £17/6
6 Bank 2 1/2 V W. £42/-
7 Bank 2 1/2 V W. £45/-

Additional voltage available standard Yaky type @ 1/6 to order.

PRESSURE GAUGES

LARGE RANGE OF GAUGES FROM 10 lb. per sq. inch. PRICE FROM 5/-

Send for list.



SEFRAM RAPIDGRAPH

Five Channel
High Speed
PEN
RECORDER

A 5-channel high speed Pen Recorder, with 40 mm. chart per channel. 7 chart speeds are provided 1 through a 100 mm. per sec. 140 v. 50 cycles per second. Misc. 1 1/2" x 2 1/4" x 1 1/2". Weight 21 Kilos. Pens are quickly removed for changing. 120 cycles per sec. with recording amplifier. A First class professional instrument in brand new condition. At well under market list price. £270.
Descriptive leaflet available on application

PORTABLE PEN RECORDER Battery Operated

High Speed—Four Channel Fully Portable Battery Operated. Responds to three units. 1. Recorder. 2. Amplifier. 3. Power supply. PRICE £130/10/-
N.A.F. for Lentils.

High Speed—Four Channel Fully Portable Battery Operated. Responds to three units. 1. Recorder. 2. Amplifier. 3. Power supply. PRICE £130/10/-
N.A.F. for Lentils.

MICROWAVE COMPONENTS

Large selection of microwave plumbing in many types of construction—available in stock. X-band crystal mixer £15/-
100mm flexible transition waveguide

3 Hand dummy load 500 watts, brand new £15
SEND S.A.S. FOR MICROWAVE CATALOGUE.

MARCONI TF 1020A/1 RF POWER METER

Range covering 0.500 watt and 0.100 watt. 20 dbms impedance. £75 brand new.

SYNCHRONOUS A.C. HOUR MOTORS

Totally enclosed with integral gear change and read out cycle window. All metal construction. 1000 Rev. x 2 1/2". Specific 1/4" diameter. 1000 Rev. £25/-
300-250 v. 50 cycles 40 Rev/Hr. £25/-
200-250 v. 50 cycles 1 Rev/day £21/-
250-250 v. 50 cycles 2 Rev/Hr. £22/6
110 v. 50 cycles 4 Rev/Hr. £21/-
110 v. 50 cycles 1 Rev/day £21/-
110 v. 50 cycles 1 Rev/Hr. £21/-
110 v. 20 cycles 20 Rev/Hr. £21/-
200-250 v. 20 cycles 60 Rev/Hr. £26/-
90 v. 20 cycle £21/-
110 v. 60 cycle £21/-

Transfer to cycle make manual operation for 110 v. motors £7/6.

MODEL MAKER'S Miniature D.C. MOTOR


Ideal for driving a gear system or even be used as a Tachometer. Speed 10,000 r.p.m. at 20mA. 0.8 v. 8 D.C. Housed in black ebonite case 8mm x 4mm x 2mm. 8000 Rev. per 2.00mA. Price £9/6. P. & P. 2/-.

THERMOSTAT

With capillary. Range 110/150°F. 250 volt 10 amp. PRICE £8/10/-.

WIRELESS WORLD

LABORATORY STOPWATCH "Waltham" (U.S.A.)



An unusual but most accurate instrument for time dial timing only 60 seconds to make one revolution. Also providing a most accurate measurement to be made within this period. Suitable for use in radio and electronics workshops in recording phenomena in conjunction with pen recorder, oscilloscope, camera, tape transcriber and scientific experiments. Revolved movement 2916, plus 2. P. & P. Potting and packing on above list.

POT CORE ASSEMBLIES

Short selection of our stock:

LA2100	12/8	LA2989	12/8
LA2101	12/8	LA2990	12/8
LA2102	12/8	LA2991	12/8
LA2103	12/8	LA2992	12/8
LA2104	12/8	LA2993	12/8
LA2105	12/8	LA2994	12/8
LA2106	12/8	LA2995	12/8
LA2107	12/8	LA2996	12/8
LA2108	12/8	LA2997	12/8
LA2109	12/8	LA2998	12/8
LA2110	12/8	LA2999	12/8
LA2111	12/8	LA3000	12/8
LA2112	12/8	LA3001	12/8
LA2113	12/8	LA3002	12/8
LA2114	12/8	LA3003	12/8
LA2115	12/8	LA3004	12/8
LA2116	12/8	LA3005	12/8
LA2117	12/8	LA3006	12/8
LA2118	12/8	LA3007	12/8
LA2119	12/8	LA3008	12/8
LA2120	12/8	LA3009	12/8
LA2121	12/8	LA3010	12/8

Potting and packing on above list.

STANTELU CAPACITORS BY S.T.C.

High stability professional capacitors for precise quality of all prime instruments. 0.047 mfd. 100 v. reversible electrolytic. 4p. 43 mfd. 100 v. reversible electrolytic. 21n. 1 mfd. 100 v. reversible electrolytic. 31p. 22 mfd. 100 v. reversible electrolytic. 4p. 22 mfd. 100 v. paper. 1.5 mfd. 80 v. reversible electrolytic. 10p. 20 mfd. 100 v. reversible electrolytic. 5p. 0.5 mfd. 80 v. reversible electrolytic. 5p. 0.5 mfd. 20 v. reversible electrolytic. 21n. 30 mfd. 150 v. reversible electrolytic. 71p. 47 p. 10 v. paper. 20 mfd. 12 v. paper. 150 mfd. 15 v. reversible electrolytic. 71p. P. & P. on above list.

TRANSISTORS, DIODES, RECTIFIERS & VALVES

A selection from our latest lists:

0A16	0/6	0A17	0/6
0A18	0/6	0A19	0/6
0A20	0/6	0A21	0/6
0A22	0/6	0A23	0/6
0A24	0/6	0A25	0/6
0A26	0/6	0A27	0/6
0A28	0/6	0A29	0/6
0A30	0/6	0A31	0/6
0A32	0/6	0A33	0/6
0A34	0/6	0A35	0/6
0A36	0/6	0A37	0/6
0A38	0/6	0A39	0/6
0A40	0/6	0A41	0/6
0A42	0/6	0A43	0/6
0A44	0/6	0A45	0/6
0A46	0/6	0A47	0/6
0A48	0/6	0A49	0/6
0A50	0/6	0A51	0/6
0A52	0/6	0A53	0/6
0A54	0/6	0A55	0/6
0A56	0/6	0A57	0/6
0A58	0/6	0A59	0/6
0A60	0/6	0A61	0/6
0A62	0/6	0A63	0/6
0A64	0/6	0A65	0/6
0A66	0/6	0A67	0/6
0A68	0/6	0A69	0/6
0A70	0/6	0A71	0/6
0A72	0/6	0A73	0/6
0A74	0/6	0A75	0/6
0A76	0/6	0A77	0/6
0A78	0/6	0A79	0/6
0A80	0/6	0A81	0/6
0A82	0/6	0A83	0/6
0A84	0/6	0A85	0/6
0A86	0/6	0A87	0/6
0A88	0/6	0A89	0/6
0A90	0/6	0A91	0/6
0A92	0/6	0A93	0/6
0A94	0/6	0A95	0/6
0A96	0/6	0A97	0/6
0A98	0/6	0A99	0/6
0A100	0/6	0A101	0/6
0A102	0/6	0A103	0/6
0A104	0/6	0A105	0/6
0A106	0/6	0A107	0/6
0A108	0/6	0A109	0/6
0A110	0/6	0A111	0/6
0A112	0/6	0A113	0/6
0A114	0/6	0A115	0/6
0A116	0/6	0A117	0/6
0A118	0/6	0A119	0/6
0A120	0/6	0A121	0/6
0A122	0/6	0A123	0/6
0A124	0/6	0A125	0/6
0A126	0/6	0A127	0/6
0A128	0/6	0A129	0/6
0A130	0/6	0A131	0/6
0A132	0/6	0A133	0/6
0A134	0/6	0A135	0/6
0A136	0/6	0A137	0/6
0A138	0/6	0A139	0/6
0A140	0/6	0A141	0/6
0A142	0/6	0A143	0/6
0A144	0/6	0A145	0/6
0A146	0/6	0A147	0/6
0A148	0/6	0A149	0/6
0A150	0/6	0A151	0/6
0A152	0/6	0A153	0/6
0A154	0/6	0A155	0/6
0A156	0/6	0A157	0/6
0A158	0/6	0A159	0/6
0A160	0/6	0A161	0/6
0A162	0/6	0A163	0/6
0A164	0/6	0A165	0/6
0A166	0/6	0A167	0/6
0A168	0/6	0A169	0/6
0A170	0/6	0A171	0/6
0A172	0/6	0A173	0/6
0A174	0/6	0A175	0/6
0A176	0/6	0A177	0/6
0A178	0/6	0A179	0/6
0A180	0/6	0A181	0/6
0A182	0/6	0A183	0/6
0A184	0/6	0A185	0/6
0A186	0/6	0A187	0/6
0A188	0/6	0A189	0/6
0A190	0/6	0A191	0/6
0A192	0/6	0A193	0/6
0A194	0/6	0A195	0/6
0A196	0/6	0A197	0/6
0A198	0/6	0A199	0/6
0A200	0/6	0A201	0/6
0A202	0/6	0A203	0/6
0A204	0/6	0A205	0/6
0A206	0/6	0A207	0/6
0A208	0/6	0A209	0/6
0A210	0/6	0A211	0/6
0A212	0/6	0A213	0/6
0A214	0/6	0A215	0/6
0A216	0/6	0A217	0/6
0A218	0/6	0A219	0/6
0A220	0/6	0A221	0/6
0A222	0/6	0A223	0/6
0A224	0/6	0A225	0/6
0A226	0/6	0A227	0/6
0A228	0/6	0A229	0/6
0A230	0/6	0A231	0/6
0A232	0/6	0A233	0/6
0A234	0/6	0A235	0/6
0A236	0/6	0A237	0/6
0A238	0/6	0A239	0/6
0A240	0/6	0A241	0/6
0A242	0/6	0A243	0/6
0A244	0/6	0A245	0/6
0A246	0/6	0A247	0/6
0A248	0/6	0A249	0/6
0A250	0/6	0A251	0/6
0A252	0/6	0A253	0/6
0A254	0/6	0A255	0/6
0A256	0/6	0A257	0/6
0A258	0/6	0A259	0/6
0A260	0/6	0A261	0/6
0A262	0/6	0A263	0/6
0A264	0/6	0A265	0/6
0A266	0/6	0A267	0/6
0A268	0/6	0A269	0/6
0A270	0/6	0A271	0/6
0A272	0/6	0A273	0/6
0A274	0/6	0A275	0/6
0A276	0/6	0A277	0/6
0A278	0/6	0A279	0/6
0A280	0/6	0A281	0/6
0A282	0/6	0A283	0/6
0A284	0/6	0A285	0/6
0A286	0/6	0A287	0/6
0A288	0/6	0A289	0/6
0A290	0/6	0A291	0/6
0A292	0/6	0A293	0/6
0A294	0/6	0A295	0/6
0A296	0/6	0A297	0/6
0A298	0/6	0A299	0/6
0A300	0/6	0A301	0/6
0A302	0/6	0A303	0/6
0A304	0/6	0A305	0/6
0A306	0/6	0A307	0/6
0A308	0/6	0A309	0/6
0A310	0/6	0A311	0/6
0A312	0/6	0A313	0/6
0A314	0/6	0A315	0/6
0A316	0/6	0A317	0/6
0A318	0/6	0A319	0/6
0A320	0/6	0A321	0/6
0A322	0/6	0A323	0/6
0A324	0/6	0A325	0/6
0A326	0/6	0A327	0/6
0A328	0/6	0A329	0/6
0A330	0/6	0A331	0/6
0A332	0/6	0A333	0/6
0A334	0/6	0A335	0/6
0A336	0/6	0A337	0/6
0A338	0/6	0A339	0/6
0A340	0/6	0A341	0/6
0A342	0/6	0A343	0/6
0A344	0/6	0A345	0/6
0A346	0/6	0A347	0/6
0A348	0/6	0A349	0/6
0A350	0/6	0A351	0/6
0A352	0/6	0A353	0/6
0A354	0/6	0A355	0/6
0A356	0/6	0A357	0/6
0A358	0/6	0A359	0/6
0A360	0/6	0A361	0/6
0A362	0/6	0A363	0/6
0A364	0/6	0A365	0/6
0A366	0/6	0A367	0/6
0A368	0/6	0A369	0/6
0A370	0/6	0A371	0/6
0A372	0/6	0A373	0/6
0A374	0/6	0A375	0/6
0A376	0/6	0A377	0/6
0A378	0/6	0A379	0/6
0A380	0/6	0A381	0/6
0A382	0/6	0A383	0/6
0A384	0/6	0A385	0/6
0A386	0/6	0A387	0/6
0A388	0/6	0A389	0/6
0A390	0/6	0A391	0/6
0A392	0/6	0A393	0/6
0A394	0/6	0A395	0/6
0A396	0/6	0A397	0/6
0A398	0/6	0A399	0/6
0A400	0/6	0A401	0/6
0A402	0/6	0A403	0/6
0A404	0/6	0A405	0/6
0A406	0/6	0A407	0/6
0A408	0/6	0A409	0/6
0A410	0/6	0A411	0/6
0A412	0/6	0A413	0/6
0A414	0/6	0A415	0/6
0A416	0/6	0A417	0/6
0A418	0/6	0A419	0/6
0A420	0/6	0A421	0/6
0A422	0/6	0A423	0/6
0A424	0/6	0A425	0/6
0A426	0/6	0A427	0/6
0A428	0/6	0A429	0/6
0A430	0/6	0A431	0/6
0A432	0/6	0A433	0/6
0A434	0/6	0A435	0/6
0A436	0/6	0A437	0/6
0A438	0/6	0A439	0/6
0A440	0/6	0A441	0/6
0A442	0/6	0A443	0/6
0A444	0/6	0A445	0/6
0A446	0/6	0A447	0/6
0A448	0/6	0A449	0/6
0A450	0/6	0A451	0/6
0A452	0/6	0A453	0/6
0A454	0/6	0A455	0/6
0A456	0/6	0A457	0/6
0A458	0/6	0A459	0/6
0A460	0/6	0A461	0/6
0A462	0/6	0A463	0/6
0A464	0/6	0A465	0/6
0A466	0/6	0A467	0/6
0A468	0/6	0A469	0/6
0A470	0/6	0A471	0/6
0A472	0/6	0A473	0/6
0A474	0/6	0A475	0/6
0A476	0/6	0A477	0/6
0A478	0/6	0A479	0/6
0A480	0/6	0A481	0/6
0A482	0/6	0A483	0/6
0A484	0/6	0A485	0/6
0A486	0/6	0A487	0/6
0A488	0/6	0A489	0/6
0A490	0/6	0A491	0/6
0A492	0/6	0A493	0/6
0A494	0/6	0A495	0/6
0A496	0/6	0A497	0/6
0A498	0/6	0A499	0/6
0A500	0/6	0A501	0/6
0A502	0/6	0A503	0/6
0A504	0/6	0A505	0/6
0A506	0/6	0A507	0/6
0A508	0/6	0A509	0/6
0A510	0/6	0A511	0/6
0A512	0/6	0A513	0/6
0A514	0/6	0A515	0/6
0A516	0/6	0A517	0/6
0A518	0/6	0A519	0/6
0A520	0/6	0A521	0/6
0A522	0/6	0A523	0/6
0A524	0/6	0A525	0/6
0A526	0/6	0A527	0/6
0A528	0/6	0A529	0/6
0A530			

SUPERB LAFAYETTE AMATEUR EQUIPMENT

H.A. 350 10-80 METRE AMATEUR RECEIVER

A superb receiver. Dual conversion with mechanical filter. 12 valves, crystal controlled, oct. product detector. 100 kc/s crystal calibrator, crystal I.F.D., A.N.L., 8 meters. Book like stability. Brand new and guaranteed. **75 GNS.** S.A.E. for full details.



H.A.320 DE-LUXE GENERAL COVERAGE RECEIVER
Workful value. 8 valves. Coverage 500 kc/s-30 Mc/s. 11 HF and 3 I.F. stages. Q multiplier, I.F.D., A.N.L., 8 meter, electrical background, aerial amplifier, etc. Brand new and guaranteed. **£35.** S.A.E. for full details. Also available in case for portable use—form at 25 GNS.



HA-63 GENERAL COVERAGE RECEIVER
7 valves 4-tube, 4-tube 500 kc/s-31 Mc/s. Meter-IF-D-A.N.L. background. Tuning 200/250 v. A.C. Brand new 24 GNS. Carr. paid.



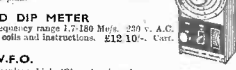
HA-55 AIRCRAFT RECEIVER
100-130 Mc/s. High selectivity and sensitivity. Incorporates 2 HF stages including Q.M.T. Navigator. 8 tubes for 11 tube performance. Solid state power supply, adjustable gain/att. control, slide rule dial, built-in air-cooler and front panel signal lock. 200/210 v. A.C. Supplied brand new and guaranteed. **£18/17/6.** Carr. 10s.



PRECISION MECHANICAL FILTER
As used in HA, 350 Receiver. For superb selectivity. For 100 kc/s I.F. provides 60db attenuation at 2.2 kc/s either side. Complete adjacent channel rejection. **£2/10/6.** Carr. 10s.



NUOVISTOR GRID DIP METER
Compact true rms beam. Frequency range 2.100 Mc/s. 250 v. A.C. operation. Supplied complete with all coils and instructions. **£12 10/-.** Carr. 6/-.



DE-LUXE V.F.O.
5 bands covering 50-110 meters. Employs high Q series tuned Clapp Osc. High output 1000 volts to drive any TX. Large slide rule dial. Dual impedance 500, 2500 v. A.C. operation. Size 10x10x4 1/2 in. S71/6. Supplied complete with all instructions. **16 GNS.** Carr. 7/6.



TEST EQUIPMENT
PORTABLE OSCILLOSCOPE CT. 52
A compact (9x8x16 1/2 in) general purpose scope. T/R 100 ohm-10 kc/s. Bandwidth 1 Mc/s. Sensitivity 40 mV/cm. Modulated 50/70/250 V. For operation on 200/250 v. A.C. Supplied complete with aerial transit cone, strap, test leads, and vice-hold. Brand new and guaranteed. **£22/10/0.** Carr. 10/-.



MAIN LONDON AGENTS FOR CODAR EQUIPMENT

LONDON STOCKISTS OF: SWAN TRANSCEIVERS
*** K.W. ELECTRONICS * GREEN EQUIPMENT ***

CT53 SIGNAL GENERATOR
8.9-162 Mc/s and 20-200 Mc/s. Variable precision attenuator. A.C. mains. Supplied in perfect order line calibration chart. **£12/10/-.** Carr. 10/-.

MAIN LONDON AGENTS FOR CODAR EQUIPMENT

LELAND MODEL 27 BEAT FREQUENCY OSCILLATORS
Frequency 50 kc/s to 2 mc/s. Output 500V or 5kV. Operation 200/250 v. A.C. Supplied in perfect order. **£12/10/-.** Carr. 10/-.



TS-382 F/U AUDIO OSCILLATOR
High quality modern American instrument. Frequency coverage 4 bands. 0-2000 kc/s. Output impedance 1,000 ohm. Output transformer 7 range output attenuator from 120 micro-volts to 12 volts. Operation 115 v. 60-1000 cps. Supplied as new. **£20.** Carr. 30/-.


REUTER - TRACK TAPEHEADS
Ideal for Colson Mk. IV and Ministo Decks. High amp. recording heads, low loss. Brand new. 10/0 parts. Also Ministo I track, set of 2, 25/6. Reconstructive 1 track, set of 2, 25/6. Post extra.

CR7A. Communication Receiver	£13 10 0
CR45 Receiver Kit	£9 10 0
PR10 Preselector	£5 10 0
PR20 Preselector	£7 0 0
RQ 10 "Q" Multiplier	£6 15 0
RQ 18K and potentiometer	£8 5 0
A.T.5 Antenna TX	£16 10 0
A.T.5 Main P.S.U.	£19 0 0
A.T.5 I.C. v. Transistor P.S.U.	£11 5 0
A.T.5 Remote-control and Aerial	£19 0 0
TS-382 F/U Audio Oscillator	£20 0 0
T-28 3-band Receiver	£15 10 0
CS-10 Station Control Unit	£5 10 0

Postage extra.

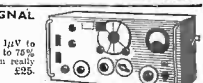
AM SIGNAL GENERATOR CT394

MARCONI TF801B/3/S
Frequency range: 12-485 Mc/s. In 5 bands. Variable attenuation from 1µV to 1 volt into 50 ohms. Crystal calibrator over 8 Mc/s. Variable modulation depth. Antenna output and modulation transfer fitted. Cardiac level level control. This main tuning dial and auxiliary incremental dial. Operating voltage A.C. 100 to 150 and 180 to 250 volts. 40 to 100 cps. Size 14 1/2 in. x 2 1/2 in. x 6 1/2 in. Weight 17 lbs. Offered in excellent condition, fully tested and guaranteed. **£85.**




MARCONI TF14G STANDARD SIGNAL GENERATOR

85 kc/s-25 Mc/s. at 1%. Output variable from 1µV to 1 volt. Internal sine wave modulation 400 cps. up to 75% depth. Operation 200/250 volts A.C. Offered in ready-to-use condition, fully tested and guaranteed. **£25.**



LAFAYETTE TE-46 RESISTANCE CAPACITY ANALYSER

2 1/2" x 5" 000 MF/1 F 0.0001 ohms-10 megohms. A.c. checks up to 1000 v. r.f. ratio, 2000 200 200 v. A.C. Brand new. Carr. 7/6.



TE-20RF SIGNAL GENERATOR

Accurate wide range signal generator covering 120 kc/s-200 Mc/s. on 6 bands. Directly calibrated. Variable I.F. attenuator. Operation 200/210 v. A.C. Brand new with instructions. **£12 10/-.** P.P. 5/6.

AMERICAN RECORDING TAPES

First grade quality American tapes. 150 v. and 250 v. A.C. Brand new with instructions. **£5 6/-.**

20 in. 2500 ft. I.F. acetate 4/-
10 in. 5000 ft. T.F. mylar 10/-
8 in. 6000 ft. std. plastic 8/6
10 in. 5000 ft. I.F. acetate 10/-
10 in. 13000 ft. D.F. mylar 18/-
10 in. 15000 ft. T.F. mylar 25/-
10 in. 15000 ft. I.F. acetate 25/-
10 in. 15000 ft. D.F. mylar 25/-
10 in. 24000 ft. T.F. mylar 25/-
10 in. 15000 ft. std. mylar 15/6
10 in. 15000 ft. I.F. acetate 15/6
10 in. 15000 ft. D.F. mylar 20/-
10 in. 36000 ft. T.F. mylar 25/6

SINCLAIR TRANSISTOR AMPLIFIERS

Z10 amplifier 800 V. Power pack **£27/3/-**. X10 amplifier 100 V. Kit **£25/10/6**. X10 Power pack **£25/10/6**. X20 amplifier built 40/10/6. Kit **£71/9/6**. X30 power pack **£25/10/6**. Micro P20 radio kit **£25/10/6**. Micro 6 500V. T1110 amp. kit **20/6**. Micro amp. 250V. Micro injector **27/6**. All post paid.



NOMBREX EQUIPMENT

Transformed Audio Generator 100-1000 000 c/s. Bias square wave. **£10/5/-**. Transformed Signal Generator 100-150-250 Mc/s. **£9/10/-**. Transformed resistance capacity bridge 10-100 Mc/s. 1 pF-100 pF. **£8/5/-**. Transformed inductor bridge 100-1000 pF. **£18/-**. Meters operated. Transistor power supply unit, output 0-15 v. up to 100 mA. **£6/10/-**. All above post paid with battery.



GARRARD RECORD PLAYERS

BRAND NEW AND GUARANTEED	
R11-10 Player	£13 10 0
AT10-LLI Changer	£5 9 0
1000 Changer	£5 9 0
2000 Changer	£5 9 0
3000 Changer-Bureau	£8 8 0
3000 Player-Bureau	£11 9 0
AT10 Changer Stereo	£11 9 0
AT70 (decard)	£20 10 0
LA150	£25 0 0
401 Transcription	£25 0 0



R-278/GR RADIO RECEIVER

V.H.F. receiver developed by Collins Radio. Provides reception of A.M. and C.W. signals on any one of 1200 channels in the frequency range of 225 to 209.9 Mc/s. and simultaneously uses one fixed tuner channel in the frequency range of 235-218 Mc/s. Power requirements 110-250 v. 50/60 cps. Also fits a 100 v. 250w. Output 3 watts into 500 ohms. High quality modern equipment originally costing hundreds of pounds. Available as a new installation, fully tested, complete with all crystals. **£80.** Carr. 60/-.



SMITH & NEAVE (RADIO) LIMITED
Phone: GERRARD 8204/9155
Cables: SMITHEX LESQUARE
3-34 LISLE STREET, LONDON, W.C.2

Open 9 a.m.—6 p.m. every day Monday to Saturday. Trade supplied.
WWW-135 FOR FURTHER DETAILS.

LASKY'S RADIO

London's Largest Stocks of Audio

THE HOME OF HI-FIDELITY

COMPLETE MONOSTEREO SYSTEMS TO YOUR SPECIFICATION AT LASKY'S SUPER PRIVILEGE PARCEL PRICES

DEMONSTRATION STUDIOS

VISIT OUR NEWEST BRANCH NOW OPEN AT 102 TOTTENHAM COURT ROAD, LONDON, W.1.

Tel: LAnham 2573

This branch is devoted exclusively to pushing High Fidelity equipment—Tape recorder, record reproducers, radios, Turners, etc. Custom built installations provide balanced comparisons of the best in Hi-Fi in ideal surroundings. Open all day Thursday, only studios outside.

Visit our other studios/showrooms at 30 Tottenham Court Road, 207 Ebury Road or 102-3 Finsbury Street, whichever is most convenient. In our demonstration studios you can examine, hear and compare the very latest products in the realm of high-fidelity reproduction by all the well-known makes including:

- | | | | |
|-------------|----------|------------|-------------|
| AKAI | G.E.C. | LOWTHER | SOUND |
| ARMSTRONG | GOLDING | LUTRAPHONE | STELLA |
| BRENELL | GOODMANS | GUSTO | STROZZI |
| CHAPMAN | GRUNDIG | PAMPHONIO | TANDBERG |
| COLLARD | HARTMUT | PHILIPS | TANNOY |
| CONSOISSIUX | H.M.V. | QUAD | TELEFUNKEN |
| COSON | JACOBY | RAYD | TIFONS |
| DELICI | KORTING | RELO | TRUVEK |
| E.A.L. | LEAK | REXO | VORTEXTON |
| ELIZABETHAN | LINGO | ROBEES | WEM |
| FERRORGRAPH | LINBAR | SIMON | WEARITZ |
| FI-CROD | LORENZ | S.N.K. | WIEKREIDALE |

If you cannot call please send in details of your choice of equipment and we shall be pleased to quote. See Complete Systems. *Purchase Terms Plan* for overseas studios. H.P. Terms available.

Give a Lasky's Gift Voucher

The ideal gift for Birthdays and all those other special occasions. Any value in multiples of 25p (min.) upwards. Free gift wrapping with Lasky's Gift Voucher. Available from all our branches.

RECORD PLAYERS

4-SPEED AUTOCHANGERS

B.S.R. AUTOCHANGERS AT LOWEST EVER PRICES!

- All brand new and fully guaranteed complete with cartridge and fitting.
- UA13 4-speed manual model £4 9 6
 - UA16 4-speed manual model £5 19 6
 - UA16 4x battery model £5 19 6
 - UA26 4-speed manual model £5 19 6
- All 3p. Post on each.

GARRARD Auto Spin Mono	£4 19 6	A70 low cartridge	£10 19 6
ATS Mono	£8 19 6	A50 low cartridge	£9 14 6
ATS Stereo	£9 9 0	A100 with 6PK cartridge	£9 14 6
AMPLIF with auto change	£8 9 0	A300 with 6PK cartridge	£7 7 0
ATS 90 low cartridge	£10 19 6		

SPECIAL OFFER—GARRARD ATS AUTOCHANGERS

4-speed manual—brand new and fully guaranteed. with Mono Crystal Cartridge £5 19 6 with Stereo Cartridge £6 9 0 Post 8p.

LASKY'S PRICE

TRANSCRIPTION MOTORS		LENOX 61-58 £17 19 6	
LASKYRD 401	£32 10 0	LENOX 61-69	£19 19 6
LASKYRD Lab. 80, less cart.	£24 19 6	LENOX 498	£15 19 6
LASKYRD 201 (Mono)	£25 19 6	LENOX 499	£17 19 6
LASKYRD Lab. A Mono-Stereo	£15 19 6	LENOX 496	£21 19 6
LASKYRD Lab. A on plinth	£15 19 6	THORNER J48	£35 9 6
LASKYRD SP20 Mono	£29 19 6	THORNER T010	£20 19 6
LASKYRD SP20 Stereo	£19 19 6	THORNER T010	£20 19 6
PHILIPS AM10	£12 12 0	THORNER J48	£35 9 6
PHILIPS PCOL Stereo	£17 9 6	Auto. start and stop. With pick-up and crystal cartridge.	
CONSOISSIUX		PMI with Stereo cartridge	£3 19 6
Craftman II	£8 2 11	COLUMBA JEN104 4-speed auto pick-up	£3 9 6
Craftman III	£5 9 6		
Model H	£5 4 0		

All other current models available. Postage on all above 5/- extra.

GREENCOAT RECORD PLAYER

2 speed model for 25p and 45 s.p.m. 9 1/2". Battery operated. Complete with pick-up and fitted with crystal cartridge. Size only 7 1/2" long. Fitted with auto. start.

LASKY'S PRICE 59/6



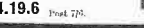
Post 2/6

SPEAKERS

PAMPHONIO S1 SPEAKER UNIT

Cabinet type forward firing system. Fitted with 10 ohm 10 x 6in. elliptical diaphragm cone speaker, will handle 7 watts. Wood cabinet size 15 x 12 x 11in. finished in medium mahogany. New, and guaranteed. Ltd Price 10/6.

LASKY'S PRICE £4.19.6



Post 2/6

COMPLETE SYSTEMS

A Lasky's "Privilege Parcel Package Deal" allows you to purchase the complete Audio System of your choice at a worthwhile cash saving. We shall be pleased to quote you "Privileged Parcel Package Deal" Prices for any selection of equipment of your own choice. Send us details of your requirements. H.P. Terms can be arranged on "Privilege Parcel Package Deal".

HI-FI FURNITURE

Choose from our extensive range of equipment cabinets and speaker enclosures by licent Homing, Fisher, G.K.D., Posh, Furniture, etc. A full range is in stock to suit all types of equipment, including a wide range of equipment including gear for record and tape storage. Complete installations can be supplied to your choice, and our expert staff will be pleased to advise you.



Shown above—Lasky's equipment cabinet by Record Storage suitable for a wide range of equipment including gear for record and tape storage.



Shown left—"Gleaves" cabinet suitable for most types of motorizable units.

AMPLIFIERS

VIKING-LASKY "TRANSISTOR 50"

50 watts output. Superior amplifier for all music and P.A. work—ideal for guitars, groups, etc. Fully transistorized for maximum efficiency & hours with existing facilities plus terminals. Fully built and guaranteed. In strong wood cabinet covered in washable material, size approx. 22 x 10 x 6in. Output imp. 30. For operation from 200-250 v. A.C. mains. Last listed at 53/6/6.



SPECIAL PRICE 27 Gns.

Post 2/6.

ARMSTRONG EQUIPMENT

All the latest models in stock—H.P. Terms available.

A.P. 204	£21 3 0	T.4c	£17 19 0
Model 227 M	£20 18 0	T.11c	£20 9 0
Model 263	£28 18 0	307M	£28 10 0
Stereo 30	£25 18 0	307	£27 10 0
Model 227	£26 18 0	12c	£25 12 0
Model 226	£21 0 0	A.T. M. II	£28 12 0
Model 226 Amplifier	£27 10 0	P.C. 20 Stereo Preamp	£21 0 0
Model 224	£25 10 0	Optional case	£3 10 0
Model 221	£25 15 0	Stereo Multiplex Preorder	£14 10 0

JASON EQUIPMENT

High quality home construction units for the discerning Hi-Fi enthusiast. We stock the complete range of component parts.



FM & AM/FM TUNERS			
F22	Can be built for	£5 15 0	Post 1/6 extra
F23	Can be built for	£10 15 0	Post 1/6 extra
F24	Can be built for	£10 15 0	Post 2/6 extra
MEV2 II	Can be built for	£15 10 0	Post 1/6 extra
J22	Can be built for	£15 10 0	Post 1/6 extra
J2	Hi Stereo Tape Link, Graphic eq.	£22 1 0	Post 1/6 extra

SPECIAL INTEREST ITEMS

PUBLIC ADDRESS AMPLIFIER/ SPEAKER CABINET

An extremely well made wood cabinet to house an amplifier in the removable top section and a 12in. loudspeaker in the lower section. The mainline is attached to the front by four chrome catches and can be locked in an instant. Both cabinets are fitted with carrying handles and are covered in black/black-oxide pattern, washable material. Internal dimensions: amp. housing—29 1/2in. wide x 6in. high x 8 1/2in. deep (includes storage compartment for mics, 2 1/2in. x 6in. x 3 1/2in. speaker housing—20 1/2in. x 18 1/2in. x 6in.



LASKY'S PRICE 49/6

Due to the size and packing required we would prefer not to stock this cabinet in carry out if required we will send it out of 12/6 to G.K. delivery.

VARIABLE CROSSOVER

THE HARBOR CV 1. Gives variable frequency control of Woofer and Tweeter. Strong metal construction. Size 6in. x 6in. x 6in. LASKY'S PRICE 22/6 P. & K. 1/6

LASKY'S RADIO FOR FINEST VALUE and COURTEOUS SERVICE!

ASKS RADIO

For the Finest Value and Construction in TRANSISTOR RECEIVERS & CAR RADIOS

THE WIDEST RANGE AVAILABLE TODAY FOR HOME CONSTRUCTION OR READY BUILT TO HIGHEST STANDARDS

We consider our Construction Parcels to be the finest value available on the home construction market. If on receipt you feel not competent to build the set, you may return it as received within 7 days, when the sum paid will be refunded less postage.

TRANSISTOR PORTABLES

THE SKYROVER AND SKYROVER DE LUXE

GENERAL SPECIFICATION

7 transistor plus 3 diode superhet, 6 waveband portable receiver. The **SKYROVER** and **SKYROVER DE LUXE** cover the full Medium Waveband and Short Waveband 4-10MHz, and also separate switched band-pass ranges 12M, 16M, 18M, and 22M, with Band Spread Tuning for accurate Station Selection. The coil wind and tuning heart is completely factory assembled, wind and tested. The remaining assembly can be completed in under three hours from our easy to follow, step by step instructions. Superhet, 470 KHz, All Mutual Transistors and Diode. Uses 3 B2 batteries. Size: Ceramic Magnet P.M. Speaker. Easy to read dual scale 500 MW Output. Teleographic Aerial and Ferrite Rod Aerial.



NEW! SKYROVER MK. III (Illustrated). Now supplied with redesigned plastic cabinet, finished in black and grey with chrome trim, edgewise controls. Controls: Waveband Selector, Volume Control with on/off switch, Tuning Control. In plastic cabinet, size 10 1/2 x 5 1/2 x 3 1/2, with metal trim and carrying handle.

Can now be built for	£8.19.6	Post 5/-	H.P. Terms: 27/- deposit and 11 monthly payments of 15/0.	Total H.P.P. £10/3/-
----------------------	----------------	----------	---	----------------------

The SKYROVER De Luxe Tone Circuit is incorporated with separate Tuning Control and Waveband Selector. In a wood cabinet, size 11 1/2 x 5 1/2 x 3 1/2, covered with a valuable material, with plastic trim and carrying handle. Also car aerial socket fitted.

Can now be built for	£10.19.6	Post 5/-	H.P. Terms: 33/- deposit and 11 monthly payments of 19/2.	Total H.P.P. £12/3/10
----------------------	-----------------	----------	---	-----------------------

Data for each receiver: 2 1/2 extra. Refunded if you purchase the parcel. Four B2 batteries 3/4 extra. All accessories included. ***LONG WAVEBAND COVERAGE IS NOW AVAILABLE FOR THE SKYROVER AND SKYROVER DE LUXE.*** A simple additional circuit provides coverage of the 1100/1200KHz band (including 1500K). Might prove useful. This is in addition to all existing Medium and Short wavebands. All accessories complete with construction. **Only 10/- extra.** Post Free. This conversion is suitable for Skyrover and Skyrover De Luxe receivers already constructed.

THE "REALISTIC" SEVEN

Fully tunable over long and medium wavebands. Uses 7 Mutual Transistors, plus Diode G.A.T.O. STAR features: * 7 Transistor Superhet. * 200 dBm output, 50mV high impedance. * All components mounted on a single printed circuit board, size 6 1/2 x 3 1/2, in one complete assembly. * Plastic cabinet, with carrying handle, size 7 1/2 x 10 x 3 1/2, in black grey. * Easy to read dial. * External socket for car aerial. * I.F. frequency 470 KHz. * Works on internal aerial. * Overtones from F.P. or similar battery. * Full comprehensive data supplied with each receiver. * All coils and P.F. etc. fully wound ready for immediate assembly. An outstanding Receiver.

Can be built for **£5.19.6** Post 5/-

REALISTIC SEVEN De Luxe Best specification as standard model—PLUS a SUPERIOR WOOD CABINET covered in valuable material, with chrome trim and carrying handle. Also full vision stereo dial. **ONLY £8.19.6** Post 5/-
Data included: Battery: 2 B 9 extra (all components available separately). Data and instruction separately 2/6, refunded if you purchase parcel.

SINCLAIR SUPER MINIATURES

We stock the complete range of Sinclair Super-miniatures.

THE MICRO-5 miniature 5 tube single super-miniature	£2.10.6
THE SLIMLINE 2 transistor pocket radio	£2.9.6
THE MICRO-FM (super-receiver)	£5.19.6
X-20 20 watt P.M.W. amplifier	£7.19.6
Available ready built, tested and guaranteed	£9.19.6
X-10 10 watt amplifier and preamp.	£5.19.6
Available ready built, tested and guaranteed	£6.19.6

EXPORT MODEL TRANSISTORIZED POCKET SIZE TRANSMITTER/RECEIVER ("WALKIE TALKIE")

Model 3200 Transceiver—fully self-contained in one unit, operating from single P.P3 battery. Transmits and receives over an appropriate area of 1/2 mile in town, considerably further in open country. Black plastic cabinet—size 5 1/2 x 2 1/2 x 1 1/2. Teleopic aerial. Built-in microphone. Head set and built-in speaker.

LASKY'S PRICE £7.19.6 per pair. Post 7/6 (anywhere in world).

MINIATURE EARPIECES

For Transistor Radios. CR5 Crystal high Imp. 5/. MR.4 Magnetic low Imp. 6/6 Post free.

THE HARROW POWER PACK

Battery eliminator for portable radios, etc. Converts your battery radio to A.C. mains. Replaces 41 v, 0 v and 0 v battery. Size only 3 1/2 x 2 1/2 x 2 1/2. **LASKY'S PRICE 2/9** Post Free. State Voltage required over-writing.

READY BUILT BARGAINS

SCOOP! FAMOUS BRITISH MAKE TRANSISTOR CAR RADIO

Uses 9 high quality transistors and one diode. Covers full Medium waveband and 1200 to 1700 M. on Long waveband. High output suitable for most private vehicles. Illuminated dial—3 1/2 x 2 1/2 front panel built in. Full construction, ready to use. Includes 2 B 9 batteries and all positive car systems. Complete with 500 MW output and operating instructions. Brand new, unused and fully guaranteed. **Maker's List Price was £14.19.6.**

LASKY'S PRICE £9.19.6 Post 5/-

TRANSISTOR POCKET RADIOS

All supplied complete with pre-installed battery and carrying case. Fully guaranteed—ready to use. **POST FREE.**

BOY'S 2 TRANSISTOR In attractive plastic case, size only 5 1/2 x 2 1/2 x 1 1/2. Hiton 21m. speaker. Nickel over brass cabinet. **LASKY'S PRICE 35/-**

6 TRANSISTOR MODEL Fully built in plastic case, 5 1/2 x 2 1/2 x 1 1/2. 21m. speaker. Uses single P.P3 type battery. Tunable over full medium waveband. **LASKY'S PRICE 59/6**

2 Waveband Long and Medium Model, Size 6 x 3 1/2 x 1 1/2. Cream/black plastic case. Int. earpiece & carrying case. **LASKY'S PRICE 89/6**

THE "TRANSWAVE" DE LUXE 2 TRANSISTOR TWO WAVE-BAND RADIO 8 Bay transistors give super sensitive reception over the full Medium and Long wavebands. Internal ferrite and detachable chrome telescopic aerial. 21m. speaker. Mount black plastic cabinet with metal trim—size 10 x 5 1/2 x 1 1/2. Uses 2 1/2 1.5 volt batteries. Complete with leather case and shoulder strap, earpiece and batteries. **LASKY'S PRICE 95/-**

2 WONDERFUL SETS FROM THE U.S.S.R.

THE "SELGA" 7 TRANSISTOR RADIO

High sensitivity circuit gives excellent reception over full Medium waveband and powerful external 12M. Speaker. Uses P.P3 type battery. Black and ivory plastic cabinet size 7 1/2 x 3 1/2. Resistor for external aerial. Complete with solid black case and shoulder strap, earpiece and battery.

LASKY'S PRICE £5.9.6 Post 2/6

THE "SOKOL" 7 TRANSISTOR TWO BAND RADIO

Super quality receiver offering the full Medium and Long wavebands with exclusive operation—battery which can be recharged from any 110/250 v. A.C. mains supply. Also operates on P.P3 type battery. 21m. speaker. Resistor for external aerial. Complete with real leather case, removable battery and charger, battery and earpiece.

LASKY'S PRICE £6.9.6 Post 2/6

SPECIAL PURCHASE OFFER—FAMOUS MAKERS SURPLUS PORTABLE TRANSISTOR RECEIVERS

7 transistor plus 2 diode superhet, 5 waveband portable receiver. Covers the full Medium waveband and Short waveband 4-10MHz, and also 4 separate switched band-pass ranges, 12M, 16M, 18M, and 22M, with Band Spread Tuning. All Mutual Transistors and Diode. Uses 4 B2 batteries. Size: Ceramic Magnet P.M. Speaker. Easy to read dual scale 500 MW output. Teleographic Aerial and Ferrite rod aerial. Plastic cabinet, size 10 1/2 x 5 1/2 x 3 1/2. Mounted in black case with metal trim and carrying handle. Fully built and factory tested.

LASKY'S PRICE £10.19.6 4 B2 batteries 3/4 extra. Post 6/-.

BABY ALARM/INTERCOM

Fully transistored miniature intercom, that has all the features of sets many times its size. Battery consumption is extraordinarily low and allows this system particularly suitable for use as a Baby Alarm. Specifications: 2 transistor plus 2 diode superhet, size 4 1/2 x 2 1/2. Power: one 0 v, P.P3 or 0 v. Approx. life 24 hours. Size 4 1/2 x 2 1/2 x 1 1/2. The standard plastic cabinets are finished in ivory and silver with chrome accents. **LASKY'S PRICE 59/6** P. A. R. 936.

LASKY'S FOR SPEEDY MAIL ORDER SERVICE

WW-138 FOR FURTHER DETAILS.

Service in Great Britain CONSISTENT BARGAINS

HUGE STOCKS OF COMPONENTS, TEST GEAR, ETC.
STEADY MAIL ORDER SERVICE

LASKY'S RADIO


TEST EQUIPMENT

TEST METER ADAPTOR

Type PT 229 - this is a fully transistorised device which enables any 60 microamp D.C. Multimeter to be used in place of a valve meter. Up to 15 ranges on microamps and 11 ranges on ohms which increases on the 1,000 Ω range to 100 megohms. 7 ranges 1 to 1,000 Ω. Designed for inductive connection to Avo 8 and similar size meters but quite suitable for use with any other 50 microamp meter. Size 6 1/2 x 4 1/2 in. New and boxed. List Price 70s.

LASKY'S PRICE 39/6

Post free
Set of batteries 7/5 extra.



COMMUNICATION RECEIVERS

MODEL KT 320 KIT

Supplied in sub-assembly form easy building. Covers range from 540 KHz to 29 McHz. Mean band is provided with a scale for direct reading and can also be hand preset. 9 valves. Full A.M., A.C. AVC and B.V.C. Q Multiplier also incorporates an H.F. I.F. stage and selectivity (all coils and L.F. are supplied pre-assembled). Aerial sockets. Stand-by position for use with a transmitter 8 watts. Output 500-250 v a.c. mains. Steel cabinet. Available for all parts new and fully guaranteed.



Very capable design. Size 13 x 8 x 10 in. Dist. 12 1/2 x 1 1/2 in. Consists with full construction data and operating manual.

LASKY'S PRICE 25 GNS.

POST FREE. Also available ready built and tested 29 gns. H.F. Terms Available.

READY BUILT TEST METERS

All brand new - complete with test leads and leads.			
HAKKI 20,000 O.P.V.	LASKY'S PRICE	25 10 6	
TP-13 1,000 O.P.V.	LASKY'S PRICE	13 10 6	
ME-500 20,000 P.V.	LASKY'S PRICE	17 10 6	
203-13 20,000 O.P.V.	LASKY'S PRICE	25 5 0	
PT-2 1,000 O.P.V.	LASKY'S PRICE	22 12 6	
PT-1 1,000 O.P.V.	LASKY'S PRICE	24 5 0	
MT-523 50,000 O.P.V.	LASKY'S PRICE	110 10 0	

Also complete range of Avo and Taylor Meters and Test Equipment in stock.

JASON TEST EQUIPMENT

AG 10 Audio Generator	Can be built complete for	£15 10 0	Post 4/- extra.
10 Scope	Kit price excluding tube	£17 10 6	Post 4/- extra.
W 11 Voltmeter	Can be built complete for	£14 10 0	Post 4/- extra.
K 10 Valve voltmeter	Can be built complete for	£23 0 0	Post 4/- extra.

NOMBREX TEST EQUIPMENT

MODEL 47 TRANSlSISTORISED SIGNAL GENERATOR (illustrated)
Wide range - 120 KHz. to 250 McHz. Accuracy better than 1% - linear calibration. AF, RF and 300 kHz. Battery operated. Light weight and strongly made. Complete with test leads and leads.

MODEL 53. Wide range AUDIO GENERATOR

Wide range - 100 KHz. to 250 McHz. Accuracy better than 1% - linear calibration. AF, RF and 300 kHz. Battery operated. Light weight and strongly made. Complete with test leads and leads.

MODEL 55. Wide range INDUCTANCE BRIDGE

Wide range - 100 KHz. to 250 McHz. Accuracy better than 1% - linear calibration. AF, RF and 300 kHz. Battery operated. Light weight and strongly made. Complete with test leads and leads.

MODEL 62 RESISTANCE CAPACITY BRIDGE

Wide range - 100 KHz. to 250 McHz. Accuracy better than 1% - linear calibration. AF, RF and 300 kHz. Battery operated. Light weight and strongly made. Complete with test leads and leads.



NEW MODEL SR 150

Covers full medium waveband and 160-4 McHz. Aerial 110 McHz. and 11-300 McHz. in separate switched hand spread ranges. Two ceramic air coils, an autotransformer and external telescopic. Controls include B.F.O. Sensitivity, G.V. A.M., tone control, metered stand-by, 8 meter. Easy to read illuminated dial with logarithmic scale. For 500/250 v a.c. A valve plus rectifier. Fitted with internal speaker and socket for phones or external speaker. Cabinet size 13 1/2 x 8 1/2 x 9 1/2 in. Complete with full instruction manual.

LASKY'S PRICE 20 GNS.

H.F. Terms £12 10/- dep. and 11 monthly payments of £6 15/-.

MODEL H80

11 valve super sensitive communication receiver. Frequency range 540 KHz - 30 McHz and 141-145 McHz. Dual conversion 50/50 McHz. with extra B.F. stage. Single R.F. stage, two I.F. stages on all other bands. B.F.O. and Q-multiplier circuit improved A.M. and volume regulated power amplifier. All controls fitted on separate handle, large illuminated dial with logarithmic scale. All controls fitted. Outputs for speaker and phones. Valve HT 500/250 v a.c. mains. Steel cabinet. Size 12 1/2 x 10 in. For 200-250 v a.c. mains. Complete with full instruction manual. No kits available.

LASKY'S PRICE 59 GNS.

H.F. Terms £12 10/- dep. and 11 monthly payments of £6 15/-.

STILL A FEW AVAILABLE FULLY BUILT

MODEL H20. LASKY'S PRICE 33 GNS. MODEL H24. LASKY'S PRICE 181 GNS.

WE WOULD ACCEPT YOUR OLD SET IN PART EXCHANGE

INTERNATIONAL TAPE

Fully Guaranteed at record low prices.		
30in. Message tape, 1,000 ft.		3/6
30in. Message tape, 2,000 ft.		4/11
30in. Message tape, 4,000 ft.		7/9
30in. Triple play, 4,000 ft. Mylar base		15/6
30in. Triple play, 8,000 ft. Mylar base		17/6
30in. Double play, 1,000 ft. Mylar base		15/6
30in. Lane play, 5,000 ft. Acetate base		4/6
30in. Standard play, 6,000 ft. P.V.C. base		8/6
30in. Triple play, 1,000 ft. Mylar base		27/6
30in. Double play, 1,000 ft. Mylar base		12/6
30in. Lane play, 1,000 ft. Acetate base		11/6
30in. Lane play, 2,000 ft. Mylar base		15/6
30in. Lane play, 2,000 ft. Acetate base		15/6
30in. Lane play, 2,000 ft. Mylar base		15/6
30in. Lane play, 2,000 ft. Acetate base		15/6
30in. Standard play, 1,000 ft. Acetate base		10/6
30in. Standard play, 1,000 ft. Mylar base		15/6
30in. Standard play, 1,000 ft. Mylar base		15/6
30in. Lane play, 1,000 ft. Mylar base		15/6
30in. Lane play, 1,000 ft. Acetate base		15/6
30in. Lane play, 2,000 ft. Mylar base		15/6
30in. Lane play, 2,000 ft. Acetate base		15/6
Post 10/- extra per reel. 1 reel and over. Post free.		58/6

TELEPHONE AMPLIFIER

Powerful amplifier for incoming call. Fully transistorised. Pick-up section tuned to 1800 Hz. Battery-operated. Fitted with auto-cut switch and auto-mute. Size 10 1/2 x 3 1/2 in. Complete with FIT battery. **LASKY'S PRICE 69/6**

U.H.F. TUNERS

Limited quantity only. Complete with P.C.588 and P.C.586 valves. Fully variable tuning capacitor, etc. British manufacture. New and unused. Size 4 1/2 x 2 1/2 x 1 1/2 in. We regret no circuit or data available. Knobs included.

LASKY'S PRICE 59/6

EXPORT MODEL-TV OFFER LIMITED QUANTITY ONLY

225 line T.V. chassis (Export Model). For 200-250 v a.c./P.C. model. Fitted with Bouis J-111 turret screen. Fully loaded with 12 sets of coils for all CH-1 channels in three bands. W.M. sound. Made by famous British manufacturer. 15 British valves. Rheostatless electronically detuned. Will take 12in., 10in., 21in. or 25in. CRT. All controls fitted. Supplied new and unused with all valves, G.C. speaker and cabinet. Growth data included. **LASKY'S PRICE £14.19.6**

CRYSTAL PICK-UP CARTRIDGES

LOWEST PRICES EVER!
All complete with Stylus P.P. and Standard. Fully guaranteed. Standard Fitting will fit most P.U. Arms and Heads. Post 1/-

Garrard C12	17/6
Garrard C13	17/6
Garrard V12VA	19/6
New P.P. P12	19/6
STEREO Armstrong T201 with 2 amplifiers	25/-
Armstrong T201 with 2 amplifiers	25/-
standard	20/6
Janette Stereo T201 with 2 amplifiers	25/-
Janette Stereo T201 with 2 amplifiers	25/-
Phonetic Stereo Type 105 and 105 with 2 amplifiers	25/-
Phonetic Stereo Type 105 and 105 with 2 amplifiers	25/-
Full range of Goldring and Philips cartridges stocked.	35/-

Save Money! Some of these cartridges are cheaper than stylus C12. Music 2 amplifiers. 4711. Call 801 amplifiers. 200. 106. Call 801 standard LP. stereo. 106. Standard ST. stereo. 10.20. Standard ST1. stereo. 10.20. Postage 1/- extra each.

TAPE POSITION INDICATOR

Open type with 100 used markers. Will reset knob 3 DIGIT 7/6. 4 DIGIT 10/6.

207 EDGWARE ROAD, W.2.

Tel.: PADdington 3271. Open all day Saturday. Close 1 p.m. Thursday.

33 TOTTENHAM COURT ROAD, W.1.

Tel.: MUSeum 2605. Open all day Saturday. Close 1 p.m. Thursday.

ALL MAIL ORDERS AND CORRESPONDENCE TO OUR HEAD OFFICE:-3-15 GAVELL ST., TOWER HAMLETS, LONDON, E.1. Tel: STE 4812/2

42 TOTTENHAM COURT ROAD, W.1.

Tel.: LANgham 2573. Open all day Thursday. Close 1 p.m. Saturday.

ELECTRONICS (FLEET ST.) LTD. 152/3 FLEET STREET, E.C.4.

Tel.: FLEEt ST. 2833. Open all day Thursday. Close 1 p.m. Saturday.

SAVE MONEY BUILDING
ANY HEATHKIT MODEL



THE QUALITY KIT-SETS
ANYONE CAN BUILD

MODERNISE YOUR SERVICE DEPT. OR WORKSHOP WITH THESE INSTRUMENTS



5in. Flat-face GENERAL PURPOSE OSCILLOSCOPE Model 10-12U

An outstanding oscilloscope

"Y" sensitivity 10 mV. r.m.s. per cm. at 1 kc/s. Bandwidth 3 c/s-4.5 Mc/s. Frequency compensated input attenuator X1, X10, X100. T/B. 10 c/s-500 kc/s. in 5 steps. Two extra switch selected pre-set sweep frequencies in T/B. range. T/B output approx. 10 v. peak to peak. Built-in V calibrator. Facility for "Z" axis modulation. Electronically stabilised power supply. Power req. 200-250 v. A.C. 40-60 c/s. 80 watts. Fuses: Front panel silver and charcoal grey. Cabinet, charcoal grey. Size 8½ x 14 x 17in.

deep. Net weight 23lb. 56-page construction and operation manual.

Kit.....£35.17.6 Assembled £45.15.0



Transistorised REGULATED POWER SUPPLY Model IP-20U

Tremendous value! 0.5-50 volts D.C. output at up to 1.5 A. Voltage or current monitored on easy-to-read meter. Adjustable current limiter.

Relay protected against overload. Less than 150 microvolts ripple. Regulation less than 15 millivolts. Output impedance less than 0.1 ohm. Control switches 5½in. x 11in. Weight 11lb. net. Full details on request.

Kit.....£35.8.0 Assembled £47.8.0

HARMONIC DISTORTION METER Model IM-12U

Will give fast, accurate noise and distortion measurements in amplifiers, receivers, transmission lines, speakers, etc. Measurements are read directly on large meter. High input impedance, precision components and Wien bridge circuit design assure excellent sensitivity and high accuracy in all applications. Freq. 20 cycles to 20,000 cycles. Distortion: 1, 3, 10, 30, 100% f.s.d. Voltmeter: 0, 1, 3, 10, 30 volts f.s.d. Input resistance 300kΩ



Kit.....£24.15.0 Assembled £34.0.0



TRANSISTOR TESTER Model IM-30U

Unmatched for quality and performance at the price.

Provides a complete d.c. analysis of PNP and NPN transistors and diodes. D.C. gain (Beta, Alpha) is read directly on calibrated scales. Four lever switches facilitate fast, easy test selection. Internal batteries for tests up to 9 v. Provision for connection to ext. power supply for higher

voltage and current tests. Modern functional styling. Size 5½in. high x 10½in. deep x 10½in. wide.

Kit.....£24.18.0 Assembled £35.10.0

OUTSTANDING EQUIPMENT FOR THE DISCERNING HI-FI ENTHUSIAST



"STARMAKER 33" TRANSISTOR PA GUITAR AMPLIFIER Model PA-2

This is a high performance amplifier whose size and weight allows easy transportation. Ideal for vocal and instrumental groups, P.A., electronic organs, guitars, etc. Features include: 20w. amplifier (33 watts. I.H.F.M.), two heavy duty speakers, 4 inputs on two channels, variable tremolo, modern elegant cabinet. Size: 18in. h. x 29in. w. x 10in. deep. Wt. 51 lb.

Costors or legs available as optional extras.

Kit.....£44.19.0 Assembled £59.10.0



New! BERKELEY Slim-line SPEAKER SYSTEM

A new concept in Heathkit loudspeaker design. The cabinet shell is assembled and finished in superb Queensland walnut veneer. Two specially designed speakers, a 12in. bass unit and 4in. mid/high frequency unit and an L.C. cross-over network provide the smooth 30-17,000 c/s. frequency response. Its professional cabinet styling will blend with both traditional and contemporary decors. 15 ohm nominal impedance. Size 26" x 17" x 7" deep.

Kit.....£18.10.0 Assembled £23.0.0

MODELS FOR THE MUSIC LOVER AND FOR FAMILY ENTERTAINMENT

A WELL DESIGNED F.M. TUNER Model FM-4U

Tuning range 88-108 Mc/s. Flywheel tuning. Attractive Plastic Front Panel in two-tone grey with golden trim surround and motif. Thermometer type visual tuning indicator. Pre-aligned. I.F. transformers. Three stages. Wide-band low distortion Ratio Detector. R.F. Unit, wired, tested and pre-aligned. Printed circuits for I.F. amplifiers and ratio detector. Built-in power supply. Output socket for stereophonic adaptor (for stereo transmission when available).

TUNER UNIT Model FMT-4U with 10.7 Mc/s. I.F. output. £21/5; (inc. P.T.). I.F. AMPLIFIER and power supply Model FMA-4U complete with case and valves, £13/13/-. Sold separately.

Kit Total.....£16.8.0

Assembly can be arranged on your behalf.



"OXFORD" LUXURY TRANSISTOR PORTABLE Model UXR-2

This superb transistor radio is the ideal domestic or personal portable. Medium and Long Wave receiver. Solid leather case and handle. Easy-to-read tuning scale. Extra large loudspeaker. Push button L, MW and tone. 10 semi-conductors (7 transistors plus 3 diodes). Sockets for personal earphone, tape recorder, car aerial. Internal 9-volt battery (not supplied), lasts for months. Latest printed circuit techniques.



Kit.....£14.18.0 incl. P. Tax.

Assembly can be arranged on your behalf.

DAYSTROM LTD.

DEPT. W.W.3, GLOUCESTER, ENGLAND

FREE BROCHURE AVAILABLE ON THE BRITISH INSTRUMENT RANGE OF MODELS
ALSO "AMATEUR" RADIO BROCHURE COVERING BRITISH & AMERICAN MODELS

WV-140 FOR FURTHER DETAILS.

So easy to build



So easy to use

TRANSISTOR MIXER
Model TM-1

"A must for the tape enthusiast"



Four channels with individual, continuously variable controls, plus a master volume control to allow for recording from a wide variety of sources, e.g. dynamic and crystal microphone, radio tuners, record players, etc.

- ★ 7 transistor circuit and internal 9 v. battery (not supplied) allows unit to be used "in the field" as well as in the home, studio, etc.
- ★ Printed circuit board ensures consistent performance, easiest possible construction.
- ★ Professional, modern, compact, low silhouette styling.
- ★ Beautiful walnut veneered, fully finished cabinet.
- ★ Attractive anodised aluminium front panel.
- ★ Size: 11 1/2 in. x 7 1/2 in. x 3 1/2 in. high.

Kit £11.16.6 incl. cabinet Assembled £16.17.6 incl. cabinet
Full specification leaflet sent on request.

The Outstanding
20 ± 20 WATT TRANSISTOR
STEREO AMPLIFIER
Model AA-22U



This "International Class" amplifier offers you a realism and beauty of music never before obtainable at such a competitive price.

- ★ Professional, elegant, compact, slim-line styling.
- ★ The best of American transistor techniques in a British amplifier.
- ★ Beautiful walnut veneered, fully finished cabinet available as an optional extra.
- ★ 5 stereo inputs (five on each channel) accommodate pick-up, radio tuner, tape and two other sources.
- ★ 20 transistor 10 diode circuit.
- ★ Dimensions: 15 1/2 in. wide x 3 1/2 in. high x 12 in. deep.

Kit £39.10.0 less cabinet
Walnut cabinet for free standing use £25.0 extra.

COMPARE ANY HEATHKIT MODEL FOR PRICE, PERFORMANCE, QUALITY

3+3 W HI-FI STEREO AMPLIFIER

Kit Model S-33H An inexpensive stereo-organ amplifier with the high sensitivity necessary for lightweight miniature ceramic pick-ups (e.g., Decca Dynam). De luxe version of the S-33 with attractive two-tone grey Perspex panel.
Kit £15.17.6 Assembled £21.7.6



5 W HI-FI MONO AMPLIFIER
Kit Model MA-5

A low-priced general purpose Hi-Fidelity amplifier based on the popular S-33 for those who do not require a stereo-gram and radio inputs. Suitable for most crystal pick-ups. A printed circuit simplifies construction.
Kit £10.19.6 Assembled £15.10.0

HI-FI MONO POWER AMPLIFIER
Kit Model MA-12

A compact Hi-Fidelity power amplifier (including auxiliary power supply), 12 watts output. Wide frequency range and low distortion. A variable sensitivity control is fitted enabling it to be used with an existing amplifier in a stereophonic system. Other applications include sound reinforcement systems, transmitter modulators, for use with tape recorders, also as a general purpose laboratory amplifier.
Kit £11.18.0 Assembled £15.18.0

STEREO CONTROL UNIT KIT
Model USC-1

Incorporates all worthwhile features for Hi-Fidelity stereo and mono. Push-button selection, accurately ±1 dB. Negative feedback rumble and variable low-pass filters. Printed circuit boards. Accepts inputs from most tape-heads and any stereo or mono pick-up.
Kit £19.10.0 Assembled £26.10.0

HEATHKIT-THOMAS (Transistorized) ELECTRONIC ORGAN KIT
(with Colour Glow) Model GD-325E

Can be built with no knowledge of electronics.
Kit £205.0.0 (Price includes carriage and duty)

HI-FI EQUIPMENT CABINETS

A range of equipment cabinets is now available. Designed for maximum operating convenience or for where room space is an over-riding consideration, this range includes easy-to-build kits or ready-assembled cabinets in the white for finish to own requirements.

- ★ "MALVERN" (Illustrated) Kit, £18.1.0 (inc. P.T.). Assembled (left in the white) £23.6.0.
- ★ "GLOUCESTER" for Tape Deck and Record Player, Kit £18.10.0 (inc. P.T.). Assembled £23.15.0
- ★ "CHEPSTOW" for Record Player or Tape Deck, Kit £11.12.6 (inc. P.T.). Assembled £16.17.6

How to install Hi-Fi in YOUR home

If you are planning to install a Hi-Fi system in your home, and are uncertain of the type of equipment to use, our widely experienced technical staff will wish pleasure put forward recommendations. All you have to do is state the type of installation contemplated, the price you are prepared to pay and give details of existing equipment you wish to include, if possible.

HI-FI STEREO AMPLIFIER
Kit Model S-99

18 w. output (9 w. per channel) with 0.2 per cent. distortion at 9 w. per channel. It has ganged controls. Stereo/Mono gram, radio and tape recorder inputs and push-button selection. Ultra-linear push-pull output. P.C. board. Attractive Perspex front panel with golden surround and grey metal cabinet.
Kit £28.9.6 Assembled £38.9.6



INTERNATIONAL MAIL ORDER SCHEME

Covering the American Heathkit range of 250 models

Direct from U.S.A. to your U.K. address. Illustrated American catalogue and full details can be obtained from us for 1/- post paid.

Deferred Terms available on orders above \$10

MONO CONTROL UNIT KIT

Model UMC-1
Ideal for use with MA-12 or similar amplifier. Output 0.25 v. Send for full details.
Kit £8.12.6 Assembled £13.12.6



HI-FI SPEAKER SYSTEM KIT
Model SSU-1

Ducted-port bass reflex cabinet "in the white". Frequency response is 40-16,000 c/s. Power rating 10 watts. Matched speaker units: Bin, high flux (12,000 lines) with hyperbolic cone and 4 in. wide angle dispersion type for higher frequencies.
Kit (with legs) £12.12.0 (less legs) £11.17.6 (inc. P.T.)



"COTSWOLD" SPEAKER SYSTEM KIT

This acoustically designed enclosure measures 26 x 23 x 14 1/2 in. and houses a special 12 in. bass speaker with 2 in. speech coil, elliptical middle speaker together with a pressure unit to cover the full frequency range of 30-20,000 c/s. Its polar-distribution makes it ideal for really Hi-Fi Stereo. Delivered complete with speakers, cross-over unit, level control, grille cloth, etc. Let in the white for finish to personal taste, all parts are pre-cut and drilled for ease of assembly.
Kit £25.12.0 Assembled £33.17.0



"COTSWOLD M.F.S." SPEAKER SYSTEM KIT

This model, based on the standard Cotswold, measures only 36 in. high, 16 1/2 in. wide by 14 in. deep. Particularly recommended to those who require the best results in small rooms.
Kit £25.12.0 Assembled £33.17.0



DAYSTROM LTD.

DEPT. W.3, GLOUCESTER, ENGLAND

Member of the Schlumberger Group including the Heath Company.

MANUFACTURERS OF THE WORLD'S LARGEST-SELLING ELECTRONIC KIT-SETS

WW-141 FOR FURTHER DETAILS.

Technically



excellent

NEW! LOW-COST 3in. OSCILLOSCOPE Model OS-2

- ★ Vertical amplifier 2 c/s to 3 Mc/s.
- ★ Modern professional styling.
- ★ Vertical sensitivity 100 mV/cm.
- ★ Compact size 5in. x 7 1/2in. x 12in.



- ★ Light weight—under 10lb.
- ★ Time base range 20 c/s to 200 kc/s.
- ★ Horizontal input 100 mV/cm.
- ★ Mamelet c.r.t. screen.

MULTIMETER KIT Model MM-1U

Provides wide voltage, current, resistance and dB ranges to cover hundreds of applications. Sensitivity 20,000 ohms/volt D.C. and 5,000 ohms/volt A.C. Ranges: 0-1.5 v. to 1,500 v., A.C. and D.C.; 0-150µA to 15 A., D.C. Meter resistance from 0.2Ω to 20MΩ. 4 1/2in. 50µA meter. A polarity reversing switch eliminates transferring test leads when alternately measuring \pm and $-$ voltages



Kit £12.18.0 Assembled £18.11.6

OSCILLOSCOPE TRACE DOUBLER KIT Model S-3U



This device will extend the use of your single-beam oscilloscope and, at a nominal cost, will give you the advantages of a double (or other multiple) beam scope.

Kit £12.18.0 Assembled £18.10.0

R.F. SIGNAL GENERATOR KIT Model RF-1U



Provides extended frequency coverage on six bands from 100 kc/s. to 100 Mc/s on fundamentals and up to 200 Mc/s on calibrated harmonics.

Kit £13.8.0 Assembled £19.18.0

DECADE RESISTANCE BOX KIT Model DR-1U. Range 1-99,999Ω in 12 steps. Ceramic switches throughout. Current rating from 500 mA. to 5 mA, according to decade in circuit. Polished wooden cabinet supplied complete. Kit £10.8.0 Assembled £14.8.0

RESISTANCE-CAPACITANCE BRIDGE KIT Model C-3U



Measures capacitance 10pF. to 1,000pF. Power-factor and resistance 100Ω to 5M ohms. Test voltages 5-450 v. Safety switch provided.

Kit £10.10.0 Assembled £16

AUDIO SIGNAL GENERATOR KIT Model AG-9U



10 c/s. to 100 kc/s., switch selected. Distortion less than 0.1%. 10 v. sine wave output metered in volts and dB's.

Kit £22.10.0 Assembled £30.10.0

● Prices quoted are Mail Order Prices. ●

This compact oscilloscope offers excellent performance, is professional in appearance and is an instrument you will be proud to own. Apart from its obvious uses by radio/TV engineers, etc., it is ideal for construction, study and use by workshop apprentices and by students in schools, technical colleges and universities.

Kit £22.18.0 Assembled £30.8.0

A.M./F.M. TUNER KIT

Tuning range 88-108 Mc/s. (FM) 16-50, 200-550, 900-2,000 m.



Physwell tuning. Attractive Perspex front panel in two-tone grey with golden trim. Thermometer type tuning indicators, pre-aligned I.F. transformers. Switched wide and narrow A.M. bandwidths. **TUNING HEART Model AFM-T1** £41/13.6 (inc. P.T.). **I.F. AMPLIFIER and Power Unit Model AFM-A1.** Complete with metal cabinet and valves £22/11.8. Sold separately. Kit Total £27.5.0

DUAL-WAVE TRANSISTOR PORTABLE RADIO KIT Model UXR-1

Presented in elegant real hide case with careful gold relief.

Can be assembled in 4 to 6 hours and you have a set in the top light of transistor portables. Pre-aligned I.F. transformers, printed circuit and a 7in. x 4in. high flux speaker. Covers both Long and Medium waves. Dimensions 9 1/2in. x 7 1/2in. x 3 1/2in. Kit £12.10.0 (inc. P.T.)



SINE/SQUARE GENERATOR Model IG-82U



Covers 20 c/s-1 Mc/s. in 5 bands. Simultaneous Sine and Square Wave outputs. Loss than 0.15µs rise time and on Square Wave. Less than 0.5% distortion on Sine wave. Up to 10 volts output. This attractively styled generator is designed for maximum operating convenience. Size 13in. x 8 1/2in. x 7in. deep. Kit £24.10.0 Assembled £36/10/0

ELECTRONIC WORKSHOP KIT EW-1

20 exciting experiments can be made with this one kit.

Kit £17.13.6 (incl. P.T.)

● Deferred Terms available on all orders above £10. ●

4 1/2in. VALVE VOLTMETER KIT Model V-7A

The world's most popular valve voltmeter with printed circuit and 1 per cent. precision resistors to ensure consistent laboratory performance. It has 7 voltage ranges measuring respectively D.C. volts to 1,500 and A.C. to 1,500 r.m.s. and 4,000 peak to peak. Resistance measurements from 0.1 ohm to 1,000 megohms, with internal battery. D.C. input resistance is 11 megohms and dB measurement has a centre-zero scale. Complete with test prod. leads and standardising battery. Power requirements, 200-250 v. 40-60 c/s. A.C. 10 watts.

H.V. and R.F. Probes available at optional extras. Kit £13.18.6 Assembled £19.18.6

6in. VALVE VOLTMETER Model IM-13U

Modern styling. Many extra features.

Upright gimbal brackets allows bench, shelf or wall mounting. Measures A.C. and D.C. volts 0-1.5, 15, 50, 150, 500, 1,500. Resistance 0.1 to 1,000MΩ. Size 5in. x 12 1/2in. x 4 1/2in. Complete with test prod. and leads.

Kit £18.18.0 Assembled £26.18.0

DECADE CAPACITOR KIT Model DC-1

Capacity values 100µF to 0.11µF in 100µF steps. Precision silver-mica capacitors and minimum loss ceramic water switches ensures high accuracy.

Kit £7.5.0 Assembled £10.8.0

TELEVISION ALIGNMENT GENERATOR KIT Model HFV-1

Offers the maximum in performance, flexibility and utility at the lowest possible cost. Several outstanding features have been incorporated in this model which are unusual in instruments in this price range. Frequency coverage 3.6 Mc/s. to 220 Mc/s. on fundamentals. Unique non-mechanical sweep oscillator system. High level output on all ranges. Sweep deviations up to 42 Mc/s. Built-in fixed and variable marker. Kit £27.18.0 Assembled £47.10.0

CAPACITANCE METER KIT Model CM-1U

The Direct-Reading Capacitance Meter is a very low priced, time-saving instrument which is so useful that it should be part of the general equipment of every electronic laboratory and production line. Easily built in a few hours. It can be used for 0-1,000µF, 0-0.01µF, 0-0.1µF. The meter has 4 1/2in. scale and can be operated by an unskilled operator after a few minutes' instruction.

Kit £15.15.0 Assembled £21.14.0

● Prices include Postage U.K. ●

DAYSTROM LTD.

DEPT. W.W.3, GLOUCESTER, ENGLAND

SEND FOR FREE CATALOGUE OF INSTRUMENT RANGE

Thoroughly

Heathkit

dependable

DAYSTROM

AMATEUR TRANSMITTER KIT

Model DX-40U

Covers all amateur bands from 80 to 10 metres, crystal controlled. Power input 75 watts C.W. 60 watts peak controlled carrier phone. Outstanding provision for VFO. Filters minimise T.V. interference. Modulator and power supplies are built-in. Single knob band switching is combined with a pi-network output circuit for complete operating versatility. A high-grade moving-coil meter indicates the final grid or anode current. Provision is made for the use of 3 crystals with access through a trap-door in the back of the cabinet. A 4-position switch selects the appropriate crystal or a jack for external VFO which can be used instead of the crystals.

Kit ... £33.19.0 Assembled ... £45.8.0

SINGLE SIDEBAND ADAPTER KIT

Model SB-10U

May be used with most A.M. transmitters with certain provisions. Allows full use of existing equipment for SSB facilities. Band coverage: 80, 40, 20, 15, 10 m. Unwanted sideband suppression, better than 30 dB. Carrier suppression: better than 40 dB. Power requirements: 300 v. D.C. 85 mA. (average) 30 mA. standby, 140 mA reading. 200 v. A.C. 3.5 A. Meter: 2 1/2 in. Scale edge 600 μ A movement, indicates carrier will and relative power output. Cabinet 11 in. high x 8 in. wide x 1 1/4 in. deep.

Kit ... £39.5.0 Assembled ... £54.18.0

AUDIO SINE-SQUARE WAVE GENERATOR KIT. Model AO-1U

Covers 20 c/s. to 150 kc/s. in four ranges with choice of sine or square waves. The latter up to 25 kc/s. Output 10 w. max. and distortion less than 1%. Ideal for audio testing. Size 9 1/2 x 6 1/2 x 5 in.

Kit ... £14.15.0 Assembled ... £21.5.0

GRID-DIP METER KIT. Model GD-1U

Functions as oscillator or absorption wavemeter. With plug-in coils for continuous frequency coverage from 1.8 Mc/s. to 230 Mc/s.

Kit ... £10.19.6 Assembled ... £13.19.6
Additional Plug-in Coils Model 341-U extend coverage down to 350 kc/s. With dial correlation curves, 17/6.

TRANSISTOR INTERCOM KITS

Models XI-1U and XI-1R-U

Ideal for home or business use. Up to five remote stations can be operated with each Master. The Master unit can call any one, any combination, or all five Remote stations and any Remote station can call the Master. A private Any Remote station can talk to any one or all others. Any Remote station cannot be interrupted or overheard by any other while a conversation is in progress. The mahogany veneered wooden cabinets are supplied completely assembled and finished. The Master unit has a 4-transistor amplifier and is operated by an internal 9 v. battery as are the Remote units. Batteries are not included with the Kits.

Model XI-1U (Master)

Kit ... £10.19.6 Assembled ... £16.19.6

Model XI-1R-U (Remote)

Kit ... £4.7.6 Assembled ... £5.16.0

A WIDE RANGE OF BOOKS ON ELECTRONICS AND RADIO AVAILABLE. Send for Lists and Prices.

"MOHICAN" GENERAL COVERAGE RECEIVER KIT Model GC-1U

This fully transistorised receiver which includes 4 piezo-electric transmitters, is in the forefront of receiver design. It is an excellent portable or fixed station receiver. The R.F. "front-end" is supplied as a pre-assembled and pre-aligned unit. Its many features include a 10-transistor circuit, printed circuit board, telescopic whip antenna, tuning meter, and a large slide-rule dial giving tuning meter, and a large slide-rule dial giving a total length of approximately 70 inches. Housed in a steel cabinet and powered by two 6 volt dry batteries (not supplied), mounted internally, it gives frequency coverage from 500 kc/s. to 30 Mc/s. in five bands, thus enabling world-wide reception. Electrical bandspread covers the amateur bands from 80 to 10 metres—each band having a scale length of approximately 8 inches. BFO tuning and Zener diode stabiliser. Size 6 1/2 x 12 in. x 10 in. Please write for specification leaflet.

Kit ... £37.17.6 Asmbld. ... £45.17.6

STABILISED POWER PACK Models MSP-1M and MSP-1W

Specialty recommended for industrial and laboratory use, meeting the need for a reliable and versatile stabilised power pack capable of a very high performance. Input 200-250 v. 40-60 c/s. Output fully fused. Outputs: H.T. 200-410 v. D.C. at 0.225 mA. in 3 switched ranges. Unstabilised A.C. 6.3 v. at 4.5 A. centre-tapped. Two 3 in. "screw-over" meters for reading voltage and current simultaneously. Separate L.T. and H.T. supply transformers. All output circuits are isolated. Size 13 in. x 8 1/2 in. x 9 1/2 in.

MSP-1M (with meters) Kit ... £36.12.6 Asmbld. ... £43.12.6

MSP-1W (less meters) Kit ... £29.17.6 Asmbld. ... £36.17.6

BALUN COIL UNIT KIT

Model B-1U. Will match unbalanced co-axial lines to balanced lines of either 75 or 300 Ω impedance. Frequency range 10-80 m., input up to 200 watts.

Kit ... £4.15.6 Asmbld. ... £5.8.6

TAPE PRE-AMPLIFIER KITS Models TA-1M and TA-1S

This Combined Tape Record/Reply Amplifier is available in either a stereo or monophonic and stereo-phonetic models. Model TA-1M can be modified to the stereo version with modification kit TA-1C.

TA-1M Kit £19.8.0 Asmbld. £28.18.0

TA-1S Kit £25.10.0 Asmbld. £35.18.0

TA-1C Kit ... £6.15.0

All prices include free delivery in the U.K.

Deferred Terms are available on all orders above £10

AMATEUR TRANSMITTER KIT

Model DX-100U

The World's most popular

Amateur TX Kit

- Completely self-contained. 150 w. D.C. input.
- Built-in highly stable VFO and all Power Supplies.
- The KT88 high-level anode and screen modulator stage gives over 100 watts of audio from less than 1.5 m.v. input.
- Keying on CW is via the VFO and buffer amplifier cathodes: the other RF valves are biased beyond cut-off.
- Provision has been made for remote control operation.
- Covers all Amateur bands up to 30 Mc/s. 'phone or CW.

Kit ... £79.10.0 Assembled ... £104.15.0

AMATEUR BANDS RECEIVER KIT

Model RA-1

The ideal economically priced fixed station, portable or mobile receiver covering the Amateur bands from 160-10 m., each band separately calibrated on a large illuminated slide-rule dial. Features: Signal strength meter, tuned RF amplifier stage, half-lattice filter, adjustable noise limiter. Freq. coverage 160, 80, 40, 20, 15, 10 metre bands. I.F. 1620 kc/s.

Kit ... £39.6.6 Assembled ... £52.10.0

AMERICAN HEATHKIT

SINGLE SIDE BAND EQUIPMENT

For direct delivery from U.S. Plant. Send for details of models. Fully Illustrated American Catalogue of Heathkit range sent for only 1/- post-paid.

REFLECTED POWER METER KIT

Model HM-1U. Indicates, reliably but inexpensively,

whether the R.F. power output of your transmitter is being transferred efficiently to the radiating antenna.

Kit ... £8.5.0 Assembled ... £10.10.0

VARIABLE FREQUENCY

OSCILLATOR KIT. Model VF-1U

Specialty designed to meet the demand for the maximum possible flexibility from an amateur Transmitter which would otherwise be subject to certain limitations imposed by crystal control. Calibrated for all Amateur bands 160-10 metres, fundamentals on 160 and 40 m. Ideal for Heathkit DX-40U and similar transmitters.

Kit ... £10.17.6 Assembled ... £15.19.6

Q MULTIPLIER KIT. Model QPM-1

A reasonably priced Q Amplifier for the amateur and short-wave enthusiast. This self-powered unit (200-250 v. 50/60 c/s.) may be used with communications receivers to provide both additional selectivity and signal rejection.

Models QPM-1 for 470 kc/s. I.F. QPM-16 for 1.6 Mc/s. I.F.

Kit, either model ... £18.10.0

Assembled ... £12.14.0

By arrangement, with RECORD HOUSING we can now supply you with any one of their large range of fully finished Equipment Cabinets. May we send you details?

Please send me FREE CATALOGUE (Yes/No).....

Full details of Model(s).....

NAME.....

(Block Capitals)

ADDRESS.....

VW-3

WELCOME TO OUR LONDON HEATHKIT CENTRE

In response to the request of many customers, we have opened a show room and retail stores at

233 TOTTENHAM COURT ROAD, W.1.

When you are in town we hope that you will visit us there.

DAYSTROM LTD.,

Dept. WW3, GLOUCESTER, ENGLAND.

VW-143 FOR FURTHER DETAILS.

SERVICE TRADING CO.

ULTRA VIOLET BULBS

Easy to use source of U.V. for dozens of practical and experimental uses.
 12 volt 36 watt A.C./D.C. SBC 6/6. P. & P. 1/1-12 volt 60 watt A.C./D.C. SBC 8/6. P. & P. 1/1-Transformer to suit the above. Input 200-240 V. A.C. - 12 volt 36 watts, 16/6. P. & P. 2/6. Input 200-240 V. A.C. 12 volt 60 watt, 22/6. P. & P. 3/6. Set of 4 Colours FLUORESCENT PAINT: Red, yellow, green and cerise. 1 oz. tin. Ideal for use with the above Ultra Violet Bulbs, 9/6. plus 1/6 P. & P.

MOVING COIL HEADPHONES

Finest quality soft chamois earcuffs. Superb reproduction. Complete with Jack plug. 25/6. P. & P. 2/6.

SIEMENS SEALED HIGH SPEED RELAYS
 H96A, 2.2 ohm ± 2.5 ohm. H96G, 50 ohm ± 50 ohm. H96C, 145 ohm ± 145 ohm. H96E, 1,700 ohm ± 1,700 ohm. All at 12V. Each, P. & P. 1/1- on each Relay.

P.O. RELAYS, Type 3000
 100 ohm, 2.0 ohm, 2.0 ohm, 2.0 ohm, 4.0 ohm, 100 ohm, 1 Heavy duty coil, 800 ohm, 2 Heavy duty coils, 2,000 ohm, 4.0 ohm, 1.0 ohm, 16,000 ohm, 2.0 ohm, 2.0 ohm, 2.0 ohm, 12.0 ohm, 20,000 ohm, 2 Heavy duty coils. Plus 1/1. P. & P. 2/6.

SOLENOID. Overall length 3 1/2 in., stroke 1/2 in. to 1 in. Maximum push 8 oz. 12-24 V. D.C. operation. D.C. resistance 25 ohm. Price 8/6. P. & P. 1/6.

G.E.C. SEALED RELAYS
 M1069 5,000 ohm, 2 c/o. M1092 180 ohm, 4 c/o. M1092 670 ohm, 4 c/o. M1095 670 ohm, 2 m. 2. m. 2. M1100 670 ohm, 2 c/o. Ex. New equipment.

All at 12V. Each plus 1/1. P. & P.

14,000 OHM SEALED RELAY. High Speed single c/o. Platinum contacts. Super-sensitive. Ideal for Transistor circuitry. Will operate on 1 milliamper, 25V. P. & P. 1/1-.

CARPENTER POLARISED RELAY. Type CAT 251-5000 turns at 55 ohm. Including Base 25/1. P. & P. 1/1-.

12-18 VOLT D.C. RELAY
 168 ohm coil, 3x5 amp. N.I. coil contacts. New, 16/6 plus 1/1- P. & P.

"CABY" MULTI-RANGE TEST METER
 Model 118C. D.C. volt, 0.5 to 25 V. at 50,000 ohms per volt. Ideal for Transistor circuit-testing. A.C. and D.C. volt 10, 50, 100, 250, 500, 1,000 V. at 5,000 ohms per volt. Resistance, 2K ohm, 20K ohm, 200K ohm, 2 megohm, 20 megohm. Fully guaranteed, complete range of spares available from stock. Notes include Test Leads, Battery, Instruction book, Packing and Post (I.C.). Price 89/6. Three additional models available. (Write from 5/1- to 8/14/6). (Include playing sent on request).

LATEST HIGH SPEED MAGNETIC COUNTERS
 4 figure 10 impulses per second. Type 100D, 41 ohm coil, 3-6 V. D.C. operation. Type 100A, 500 ohm coil, 18-24 V. D.C. operation. Type 100B, 2,300 ohm coil, 36-48 V. D.C. operation. Any type, 15/- each, plus 1/1- P. & P.

RESETTABLE HIGH SPEED COUNTER
 4 figure, 1,000 ohm coil, 36-48 V. D.C. operation. 83/10/- P. & P. 1/6.

FIRST AGAIN! TYPE 34R SILICON SOLAR CELL
 Four .5 volt units series connected in high impact polystyrene case, lying lead connections. Specially designed diffusing lens system to ensure maximum light pick-up. Output—up to 2 v. at 16-20 mA in bright sunlight. Wider spectral response, and thrice the efficiency of selenium. Can be used to power earth satellites! 37/6 and 1/1- P. & P. JUST PUBLISHED **SOLAR CELL & PHOTO-CELL EXPERIMENTERS' GUIDE.** Teaches the principles of light sensitive devices and their application. 26/-, post paid.

MINIATURE IMMERSION HEATER. 6in. x 3in., 240 volt, 120 watts, 6/6, plus 2/1- P. & P.

230 v. A.C. RELAY. Type 1, 2 c/o. 2 amp. contacts, 9/6. Type 2, 2 x 15 amp. break, 2 x 2 amp. break, 1 1/2 amp. break, 11/6. Both types, 1 new equip. P. & P. 1/6 each.

HIGH SPEED BLOWER UNIT
 200/350 volt A.C. Powerful 2-speed motor, 11,000 and 13,000 R.P.M. 17/6, plus P. & P. 2/6.

AUTO TRANSFORMERS. Step up, step down. 110-200-220-240 V. Fully shrouded. Net 300 watt type £2/6 each. P. & P. 4/6. 500 watt type £3/7 6 each. P. & P. 6/6. 1,000 watt type £4/11- each. P. & P. 7/6.

UNIVERSAL DEMONSTRATION TRANSFORMERS

A complete composite apparatus, comprising a robustly built Transformer and electro-magnet with removable coils and lead pins. Coil tapped for 230 v., 220 v., 110 v., 115 v., 6, 12, 24, 36, 110 V.

A.C. These coils are also used for D.C. experiments. Complete with all accessories as shown. £17, plus 1/10- carriage. Leaflet on request.

S.T.C. SILICON POWER RECTIFIERS
 RS300 Series. All types 1.5 amp. wire ended. RS310, 100 V. P.I.V. 4/- RS330, 500 V. P.I.V. 4/- RS330, 300 V. P.I.V. 6/- RS360, 600 V. P.I.V. 9/- RS340, 400 V. P.I.V. 7/- RS380, 800 V. P.I.V. 19/- Each coil used to make 3 amp. bridge. Not Second-Brand New Stock. Post paid.

230 VOLT A.C. GEARED MOTOR. Type D156 8 r.p.m., 1.75 in. dia. 120/6. P. & P. 8/6. Type D180 13 r.p.m., 1.45 in. dia. 62/10/6. P. & P. 8/6. Type D185 8 r.p.m., 2.03 in. dia. 82/20/6. P. & P. 8/6.

UNISELECTOR bridging, full wipers, twin coil, 950 ohm. Unused £3/2/6. P. & P. 4/6.

NICKEL CADMIUM BATTERY. Sintered Cadmium Type, 1.2 V. 7 AH. Size: height 3 1/2 in., width 2 1/4 in. Weight: approx. 13 ozs. Ex-R.A.F., tested, 12/6. P. & P. 2/6.

LIGHT SENSITIVE SWITCHES
 Kit and parts including ORP.12, Cadmium Sulphide Photo-cell, Relay, Transistor and Circuit. New supplied with new Siemens High Speed Relay for 6 or 12 volt operations. Price 25/-, plus 2/6. P. & P. 5/6. ORP.12 and Circuit 8/6. Post paid.

A.C. MAINS MODEL
 Incorporates main transformer, rectifier and special relay with 3x5 amp. mains coil contacts. Price 10/-, circuit 47/6, plus 2/6 P. & P.

40 MINUTE MECHANICAL TIMESHIFT. 16 amp. D.P. switch, complete with knob. Will switch off any setting between 0-4 min. As new, factory of maker's price, 10/- P. & P. 2/6.

SEMI-AUTOMATIC "BUG" SUPER SPEED MORSE KEY. 7 adjustments, precision tool, speed adjustable 10 w.p.m. to as high as desired. (Weight 2 1/2 lb. £4/12/6, post paid. (Illustrated).

TRANSISTORISED FULLY AUTOMATIC ELECTRONIC KEYS. 230 V. A.C. or Battery operated. Incorporates built-in monitor Oscillator, Speaker, and Keying Lever. Adjustable speeds. Keying without auto, semi-auto, or hold. 4 diodes, 7 transistors. Price £16/10- plus 4/6 P. & P.

TRANSISTORISED OSCILLATOR
 Fitted 23in. Moving Coil Speaker. Uses type P33 for equal V. battery. Complete with latest design Morse Key, 24/6, plus 1/6 P. & P.

KEYING LEVER. Especially designed for use with electronic keys. Fully adjustable micro-switch action, precision made, finely polished parts. Screw down base. Price 6/6, post paid.

1st grade	TRANSISTORS	Brand new
OC29	18/-	OC139 12/- AF115 10/-
OC41	7/-	OC140 19/- AF116 10/-
OC44	6/6	OC171 9/- AF117 10/-
OC45	6/6	OC200 10/- BC211 10/-
OC71	5/-	Get 104 6/6
OC72	7/-	Get 104 6/6
OC73	6/6	Get 104 6/6
OC75	7/-	Get 573 12/6 OA91 3/-
OC76	6/-	25019 30/- SX781 4/-
OC81	6/-	AC107 14/6 511 4/-
OC83	6/-	AF4 11/- ZS110B 4/-

Available in Matched Pairs.
ZENERS 50
 All 2 1/2 watt 5% at 10V each, 4.3 v., 4.7 v., 5.1 v., 5.6 v., 6.2 v., 6.8 v., 7.5 v., 8.2 v., 9.1 v., 10 v., 12 v., 15 v., 16 v., 22 v.

L.T.T. TRANSFORMERS

Type No.	Sec. Taps	Price Carr.
1	30, 32, 34, 36v. at 5amps.	£2/19/6
2	30, 40, 50 v. at 5amps.	£4/15/6
3	10, 18 v. at 10amps.	£3/2/6
4	6, 12 v. at 20amps.	£3/12/6
5	17, 18 v. at 20amps.	£5/2/6
6	12, 20 v. at 20amps.	£4/15/6
7	24 v. at 10amps.	£3/9/6
8	28, 29, 30, 31 v. at 21amps.	£6/15/6
9	10, 12, 15, 18, 21, 24, 27, 30, 36 v. at 10amps.	£6/15/6

A.C. VOLT METERS 0-25 v. 0-50 v., 0-150 v., M.I., 2 1/2 in. Flush mount, 2 1/2 in. x 1 1/2 in. P. & P. extra.
 0-300 V. A.C. Rect. M-Coil 2 1/2 in. x 1 1/2 in. P. & P. extra.
 0-300 V. A.C. Rect. M-Coil 3 1/2 in. Type W23 55/-

D. AMMETERS
 0-5 amp. D.C. M.I. 2 1/2 in. Rnd. 11/6
 0-500 Microamp. sub-in. 4 in. dia. Scaled 1/1 milliamper 21/- Postage extra.

VEROBOARD

The perforated Copper Board for Modern Circuits.
 15 x 15 pitch, 2.5 x 3.75, 3/2.5 x 5, 3/8; 3.75 x 3.75, 3/8; 3.75 x 5, 5/16. Spot face circuit, 9/- Special Veroborn, pkts. 200 14/1-. P. & P. on all items 1/1-.

VAN DE GRAAF ELECTROSTATIC GENERATOR, fitted with motor drive for 230 V. A.C. giving a potential of approx. 200,000 volts. Supplied absolutely complete including accessories for carrying out a number of interesting experiments, and full instructions. This instrument is completely safe and ideally suited for School demonstrations. Price £6/6/- plus 4/6 P. & P. Leaflet on request.

Latest type SIEMENS MINATURE RELAY in Transistor case. 2 c/o 700 ohm coil, size 4 x 2 x 1 1/2 in. 15/- including base.
 Similar to above. Mfg. by GRUNER. 4 c/o, 2,400 ohm coil. New, 12/6, less base.

12 VOLT D.C. RELAY
 Single c/o, 600 ohm coil. New 2for 10/- plus 1/6 P. & P.

ELECTRIC CHECK METER (Sangamo Weston). 200/240 volt A.C. 40 amp. As New 35/- plus 3/6 P. & P.

BUILD AN EFFICIENT STROBE UNIT FOR YOUR 375 P.P.S. Flyer. This wonderful device enables you to 'freeze' motion and examine moving parts as if they were stationary. We supply a simple circuit diagram and all electrical parts including the NSP2 Strobe tube which will enable you to easily and quickly construct a unit for infinite variety of speeds, from 1 flash in several seconds to several thousand per minute. 37/6, plus 3/1- P. & P.

SANGAMO WESTON
 Type 532
 2 1/2 Edgewood Meter
 250 Micro-amp., scaled in dB's. New 29/6, P. & P. 1/1-

INSULATION TESTERS (NEW)
 Test to I.E.E. Spec. Rugged metal construction, suitable for bench or field use. Features constant speed clutch. Size L. 8in. W. 4in. H. 6in. Weight 6lb. 500 volt 500 megohm. Price £22, carriage paid. 1,000 volts, 1,000 megohm, £28, carriage paid.

ALL MAIL ORDERS. ALSO CALLERS AT:
 47-49 HIGH STREET, KINGSTON-ON-THAMES
 Telephone: KINGSTON 9450
 Closed Saturdays.

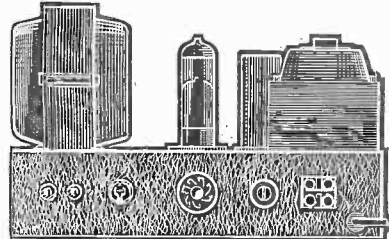
PERSONAL CALLERS ONLY: LITTLE NEWPORT STREET, LONDON, W.C. 2. Tel.: GER 0576
 OFF: LEICESTER SQUARE
 Open till 1 p.m. Thursday and all day Saturday.

STERN-GLYNE ELECTRONIC CENTRES

HI-FI AND TAPE • RADIO • KITS • ELECTRONIC COMPONENTS

* Designs by MULLARD- Interpreted by STERN

Homebuild Kit form. Either way provides performance per £ unequalled anywhere. If you are working to a budget, kits offer a real saving plus real building satisfaction. Each is absolutely complete and backed by comprehensive, easy-to-follow building instructions.




FIVE-TEN AMPLIFIER

One of the most famous amplifiers ever made—thousands are in service as the nucleus of high quality installations throughout the world. Match the phenomenal performance, unsurpassed by any other amplifier, obtainable in this price range! Power response 2 db to 20 kHz. Dist. < 1 db. Distortion 0.1%, at full to watts output. Noise—60 db, below 10 watts. Input—over 40 mV for 10 watts. Out. Imp. 8 to 16 ohms. Valves E281, E282, E283, E284, E285. Size overall: 10 x 7 x 4 1/2 in. Incoporated mains

outlet for mono and aux. supply of 250 v, at 45 mA and 4.2 at 21 watts for pre-amp, tuner, etc. To full Mullard specification. Assembled and tested **£13-10-0** Kit **£15-00** Add 8/6 carriage.

FIVE-TEN AMPLIFIER AND TWO-VALVE PRE-AMP. Assembled and tested **£21/10-0** Add 8/6 carriage. Kit **£23-00**

FIVE-TEN AMPLIFIER AND THREE-VALVE PRE-AMPLIFIER Assembled and tested **£25/10-0** Add 8/6 carriage. Kit **£28/10-0**




TEN PLUS TEN STEREO AMPLIFIER

Basically two Five-Ten amplifiers with extra modifications that enable the reproduction facilities of the Mullard 121/186 Triode Pre-amp. Add stereo crossovers to a very exciting specification, and the result is superb performance of the highest quality at astonishingly low cost. Power response 8 db to 60 kHz. Dist. < 1 db. Noise 25 mV for full 10 watts output each channel. Noise—65 db, below 10 watts. Cross talk:

—50 db. Distortion 0.2% at 10 watts. Out. Imp. 8 to 16 ohms from sectionalized zone of special Ultra Linear output transformer. Valves 2 x E280, 4 x E281, E282. Size 14 1/2 x 9 1/2 in. high. Aux. circuit for re-amp. 200 v. at 6 mA, and 6.5 v. at 11 amps. Illustration shows amplifier fitted with Passive Control Unit (see right).

Assembled and tested **£20-0-0**

Add 8/6 carriage. Kit **£16-0-0**



DUAL CHANNEL PRE-AMPLIFIER

Actually two Two-Valve Pre-amplifiers which, together provide an extremely versatile and sensitive input arrangement for the Ten Plus Ten amplifier in place of the Passive Control Unit. Features include dual pickups for mono and stereo listening; Variable Rebalance; Crystal and Ceramic pick-ups; dual inputs for direct and pre-amplified tape playback and radio; separate continuously variable Bass, Treble, and Volume and Balance controls. Bucking pre-amp Noise or Stereo operation, equalization conforms to RIAA on line replay. Power input 200/250 v. at 6 mA. and 6.5 v. at 11 amp. Size 11 1/2 x 8 x 4 in. high. Panel 10 x 4 1/2. Assembled and tested, and supplied complete with Ten Plus Ten Amplifier: **£25-0-0** Kit **£27-0-0** Add 8/6 carriage. Dual channel pre-amplifier only. Assembled and tested **£15-0-0**. Add 5/6 carriage.



TWO-VALVE PRE-AMPLIFIER

Specifically designed for use with the Mullard series of 2, 10 and 20 watt amplifiers but entirely suitable for all Hi-Fi power units not requiring input of more than 100 mV for full output. Features include inputs for crystal and variable reluctance pick-ups with RIAA equalization; three multi-coil selective telephones; and tape replay direct or from pre-amp. Control includes 6-position selector, volume, and with range tap also treble boost valves. Valves E280, size 9 1/2 x 4 1/2 x 2 1/2 in. high. Panel 10 1/2 x 11 in. Impedance 200 v. at 3 mA and 6.5 v. at 6 amp. Assembled and tested **£9-10-0** Add 8/6 carriage. Kit **£6-6-0**



THREE-VALVE PRE-AMPLIFIER

Specifically recommended for use with the 2-10 amplifier, but also suitable for use with all Mullard series mono amplifiers and any high quality unit requiring an input of up to 200 mV for full output. Features include wide range Bass and Treble controls, high and low pass filters, auxiliary input and record output sockets, switched limits for crystal or magnetic pick-ups, radio, tape playback and auxiliary. Power required 200 v. at 3 mA, and 6.5 v. at 6 amp. Valves 2 x E280, and E282. Size 11 1/2 x 8 x 4 in. high. Panel 12 x 4 1/2 in.

Assembled and tested **£13-13-0**

Add 8/6 carriage. Kit **£10-10-0**


PASSIVE CONTROL UNIT

Specifically designed self-contained unit for use with the Ten Plus Ten, either for direct attachment to chassis or for remote fitting. Incorporates switched inputs for crystal or ceramic pick-up, radio and tape replay, together with Vol., Bass, Treble and Balance controls on an attractively styled and finished front panel. Price £20 for 10 watts. Imp. 500 K. Size 14 1/2 x 2 1/2 in. Panel 11 1/2 x 2 1/2 in. For 20 watts or later output pick-ups use Dual Channel pre-amplifier described below.

Passive Control Unit, assembled and tested and complete with Ten plus **£24-0-0** Ten Amplifier. Kit **£20-0-0**

Add 10/6 carriage.

MAGNAVOX 363 TAPE TRANSPORTER



Manufactured to precise limits that permit recording and tape playback to the highest standard set by the Music Industry.

Simple, reliable design employs a single high-duty motor with heavy flywheel. Features include: fast wind on and rapid rewind, pause control, 3-reel section with tick-tock. Built-in revolutionary indicator, piano key controls. Playing time 21 and 71 1/2 hrs. Worn and flatter E218 on 71 1/2 hrs. Max. speed slow. Speeds 150 and 70 1/2 in. Max. speed slow from 1.000 ft. standard tape, size 1 1/2 x 1 1/2 in. plus film, before mounting tape.

With 1 track head. **£10-10-0**

With 3 track heads. **£13-19-6**

Add 10/6 carriage and insurance.

TAPE REAMPLIFIER TYPE 'C'



Specially developed by Mullard Laboratories for use with high quality replay systems, and supplied specifically matched for use with the Magnavox 363 tape deck.

Features include: Ferrite-core pot core inductors for treble equalization, push pull oscillator incorporating ferrite-core transformer, adjustable output for matching to existing high-quality amplifier systems; inputs for Mono, Pick-up, Radio, etc. Valves: 2 x E280, E282 & E281. Totally enclosed in case. Size 11 1/2 x 6 1/2 in. high. Panel 11 1/2 x 4 1/2 in. Power supply of 200V ac at 65 mA, and 6.5 v. at 1.5 A. Is an separate sub-chassis size 6 1/2 x 4 1/2 x 4 1/2 in. High to facilitate remote location. Input terminals: Pre-amp and power pack RK of parts D18. Assembled and tested **£16-10**. Add 7/6 carriage.

HF/TR3 TAPE AMPLIFIER



Essentially the best complete tape amplifier available to the home builder. Supplied already matched for the Magnavox 363 tape deck.

Features include: switched equalization for all speeds (CTR, standard at 7 1/2 i.p.s.), Treble boost incorporated during Record. Bass boost during playback; speaker output matched for 3, 7.5 and 16 ohms, additional outputs for extension speaker, phone monitoring on VCR and Hi-Fi playback through existing systems; tape for tape pick-up and VCR; Radio Valves: E280, E282, E281, E284. Panel 8 1/2 in. overall: 11 1/2 x 6 in. (Panel) 11 1/2 x 6 in. Power pack on separate chassis size 7 1/2 x 3 1/2 in. Amp. Power Pack Kit of Parts D18 D19 Assembled and tested **£19**. Add 7/6 carriage.

CLEAR-OUT OFFERS OF WELL KNOWN HIGH-GRADE EQUIPMENT

Prices slashed to make way for new stock ranges! Genuine Bargains! Original prices quoted are exactly those at which we have sold previously.



FAMOUS MULTI-TESTER AT 20-THIRDS USUAL PRICE

Size only 12.4 x 4.1 in. deep with ingenious design providing an extra large, easily read scale. Magnificently slanted levelled scale movement. Fitted with low loss, long life ceramic selective switch, complete with hook and test leads, battery and full instructions. **Model 17C: 1.5-25-30-50-250-500. A.C. 2: 0.1-30-100-500-1,000. D.C. Current: 0-20mA, 0-2-5, 20mA. Resistance: 20-20k-200k-2M. Input: 0-0.001A, 0-1 and 0-0.1/500Hz. Output: 20-2-225V.**

Was £5.5.0 NOW £3.10.0. SAVE £1.45.0. Add 2p. p. & p.

BULK TAPE ERASERS



There are actually industrialized, high quality versions of the powerful demagnetizers used in instrument and aircraft manufacture and represent the most effective way of restoring recorded or noisy tape to its original unmanipulated condition. Essential when using high fidelity recorders in conjunction with high-grade tape: (parts for itself over and over in preventing significant tape performance. Bulk erasers can also be used to demagnetize small parts and tools, and for demagnetization purposes, etc. Recommended type numbers:

Model WT-120
Cleans up to 100 ft. reels of tape in seconds. For 230/220 v. A.C. operation. Size: 4.5 x 4.5 x 2.5 in. black. Finished grey enamel.

Model 178
Extra powerful, professional model. Cleans tape reels in all sizes up to 100 ft. diam. Size: 7.1 x 4.1 x 3.1 in. high. Finished grey enamel.

Was £7.7.0 NOW £5.0.0. SAVE £2.7.0. Add 2p. p. & p.

WESTWELL CT-2B TWEETER

Add sparkle and realism to the performance of almost any high quality reproducer. Nominal 75 in. diam. moving coil unit is attached to translucent baffle range with total black grille for mounting in or outside cabinet; alternatively, detachable baffle can be used. Impedance 16 Ohm. Rating 10 W. max. 3 W. rms. Recommended crossover frequency 4,000 cps. Sensitivity 100dB/1W. Size: overall 3.5 x 3.1 in. deep.

Was 27/6 NOW 19/6. SAVE 8/-. Add 2p. p. & p.

EXCLUSIVE OFFER OF TOP QUALITY RECORDING TAPE

New American branded tape by world renowned manufacturers and equal in quality to the best available anywhere. Guaranteed 99.99% free red oxide coating, with full frequency response and uniform output. Resistant to moisture, heat, dust and abrasion. Available in a wide range of acetate and polyester qualities, each individually boxed and endcaped, wrapped in colour coded cartons showing recording times at 7 1/2, 3 1/2 and 1 1/2 ips. Also, the price:

Acetate	3 1/2 in. 600ft. Double Play 11/6
	7 in. 1,200ft. Standard 12/6
	1 in. 1,200ft. Double Play 15/-
	7 in. 1,800ft. Long Play 10/6
	5 1/2 in. 1,800ft. Double Play 22/6
	7 in. 2,400ft. Double Play 25/-
Polyester	
	3 1/2 in. 600ft. Double Play 11/6
	7 in. 1,200ft. Standard 12/6
	1 in. 1,200ft. Double Play 15/-
	7 in. 1,800ft. Long Play 10/6
	5 1/2 in. 1,800ft. Double Play 22/6
	7 in. 2,400ft. Double Play 25/-

NEW ADVANCED DESIGN - Veritone Compact Communications Receiver



New, highly developed, extra-compact design. Veritone CR 150 has variable ratio proportions and a DX performance comparable with many bulkier expensive, professional reference frequency coverage in continuous form on 440 kHz plus 400 kHz. Features include: extra large, clearly legible dial "m" meters; variable pitch SPO, audible feedback dial "m" meters; and extending lead antenna to receive all but most distant stations.

Extra include phone output jack, standby switch, etc. Size only: 12.1 x 3.5 in. deep. **Veritone 150: £24.95, £24.95 and 5000 10000 series. Invaluable for DX, a marine band listener, etc. Also the handily mounted metal case. For 200/550 volts A.C. or D.C. Supply with 125 page "Wireless World Guide to Broadcasting Stations".**

STERN-CLYNE ELECTRONIC CENTRES

Member of the Pantiya Group of Companies
MAIL ORDER & ALL ENQUIRIES TO: Dept. WW, 3-5 EDEN GROVE, HOLLOWAY, LONDON, N.7.
LONDON: 18 Tottenham Court Road, W.1. MUS 5929/0095
23 Tottenham Court Road, W.1. MUScum 3451
100 Edgware Road, W.2. PADDINGTON 8985
109 Fleet Street, F.C.4. FLEET STREET 5812/3
162 Holloway Road, N.7. NORth 7941

DIVIDAL CROSSOVER NETWORKS

Superb construction using selected high-grade components, each individually labelled and constructed in metal case with integral mounting flaps. Inputs and speaker outputs are ready to standard screw terminals. Full constructional equipment.

CV4 Variable Crossover—Standard 2-way unit for use with low to medium power woofer and tweeter arrangement. Variable control permits adjustment of bass and treble outputs. In bronze finished case with black plastic panel size 4.2 x 2.1 x 1.1 in. high.

Was £12.6 NOW 12/6. SAVE 10/-. Add 2p. p. & p.

CV5 Crossover Network—Hi-Fi 2-way iron-core choke and filter system offering high frequency crossover at 2,500 or 3,500 cycles/min. Totally enclosed in bronze finished case size 3.1 x 2.1 x 1.1 in. high.

Was £23.5 NOW 25/-. SAVE £1.4.6. Add 2p. p. & p.

HN-3 Variable Crossover—3-way, medium and high power variable level and offering mid-range crossover at 800 cps and tweeter crossover at 3,000 cps. Together with "L" Pad variable level controls for mid-range and tweeter outputs. Matching arrangements also permits use as 2-way crossover or without level controls when speaker efficiencies are equal. Handily finished in 2-tone grey metal case size 5.8 x 3.2 in. high.


Was £44.0.0 NOW 50/-. SAVE £2.0.0. Add 30p. p. & p.

DIVIDAL SM-5 TRANSISTORISED MONO-STEREO MIXER

Compact, self-contained 4-channel audio mixer providing 4 separate, identically variable inputs on mono or twin inputs left and right channels on stereo. Separably constructed and has internally 6.3V and 6.3 in. high. Internal PPM battery gives approximately 400 hours operation. Inset suitable for stat. loudspeaker used as mixer, low impedance with trans. radio, etc. Max. input 1.5 W. max. output 2.5 W. gain 18dB. Input through standard Jack plug socket; outputs through phono plugs.

Was £317.6 NOW £215.0. SAVE £1.2.6. Add 30p. p. & p.

SUPERB NEW STERN-CLYNE



F.M.I. VHF TUNER
Features sparkling performance— inherent stability.
Specially designed for the Amateur builder, a new, sensitive tuner unit that provides stable, interference-free reception of BBC FM transmissions. High quality output signal ensures optimum performance from all VHF audio systems. Perfect writing toner for homebased installation with existing equipment. Includes easily aligned circuit employs 21F stage, tunable-head, tuned grid frequency divider, 2 IF, Video Limiter & Video Detector. Chassis, excellent plated, overall depth 4 1/2 in.
Values are: 4X25F plus 2 diodes. Input sens. 100dBV. For 40 dB. Dist. less than 1% at full deflection. Power from 200 v. ac at 20 mA and 100 v. at 1.5 A. Patent black and silver-grey. Size 8 x 4 in. FM I Kit of parts with Instruction Handbook. £7/9/6, carriage 4/-.
FM I Assembled and tested. £10/9/6, carriage 4/-.
Optional Power Pack Type D Kit of Parts. £21/5/-, carriage 3/6.
Power Pack Type D, assembled and tested. £31/0/-, carriage 3/6.

GUARANTEED BY STERN-CLYNE—Value for money. Quality Facility. Merchandise offered by Stern-Clyne is critically selected and exhaustively tested before it is offered for general sale: where valuable equipment does not exist, certain items are exclusively manufactured to our own strict specifications. In all cases, Stern-Clyne offers the finest and quality selected. Satisfaction guaranteed.

HIRE PURCHASE? CERTAINLY!

Easy payment terms available on all kits and assembled equipment value £10 or more. Let us have your enquiry.
LIVERPOOL: 52 Lord Street. Royal 7450
MANCHESTER: 20/22 White Grove, M14. Blackburn 5379/8846
SHEFFIELD: 125 The Moor. Sheffield 28993
NOTTINGHAM: Eastown House, Lincoln Street. Nottingham 45889



PORTABLE OSCILLOSCOPE CT-52
A compact general purpose instrument with many unusual features. Size 9in. high, 8in. wide, 16 $\frac{1}{2}$ in. deep. Time base 10 c/s. to 40 Kc/s. Y plate sensitivity 40V per cm. Tube $\frac{2}{3}$ in. Frequency compensated amplifier up to 28 dB gain. Bandwidth up to 1 Mc/s. Single sweep facilities. Operates from A.C. mains 100-250 volts c/s. Complete with all test leads, metal transit case, instruction book and circuit diagram. **BRAND NEW.** Tested and guaranteed. £22/10/-, Carr. 10/-

MICROAMMETERS

R.C.A. 0-500 microamps, 2 $\frac{1}{2}$ in. circular flash panel mounting. Dials are engraved 0-15, 0-600 volts. As used in the American version of the No. 19 set. 15/-, P. & P. 1/6.

AR-88 SPARES

R.C.A. Headphones 12/6
Eucuthrons (Windows) 8/6
Knobs. Medium size. Set of 8 10/-
Knobs. Large size 5/6
Slide Condenser (3 x 4 mfd.) 12/6

AR-88D RECEIVERS

A good selection is available for callers at from £30. All are in good condition and are functioning perfectly. Reigned.

HEAVY DUTY TRANSFORMER
Input 220 volts to 250 volts at 50 cycles, tapped every 5 volts. Secondary, 50 volts at 15 amps. Very conservatively rated. Size 7 $\frac{1}{2}$ x 5 $\frac{1}{2}$ x 7 $\frac{1}{2}$ in. Wt. 28 lb. Brand new. £5/19/6. Carr. 7/6

SILICON RECTIFIER. 800 P.A.V. The Modern Marvel. 8in. x 2in. Can be used to replace T.V. rectifiers up to 500 mA. (40:1 ballast resistor). 7/-

IS-175 HETERODYNE FREQUENCY METER

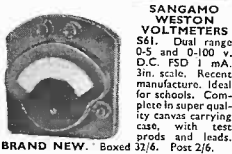
A high frequency version of the well known IS-221. Accuracy 0.05%. Frequency range 80 to 1,000 Mc/s. As new condition with original calibration book. Tested and guaranteed. £75.

BC221 FREQUENCY METER

155 Kc/s to 20 Mc/s. This crystal controlled heterodyne frequency meter is too well known to need further description. Those who offer are complete with correct individual calibration book and are carefully tested and guaranteed. New condition. Carr. 10/-

Laboratory Standard

OSCILLOSCOPE
A 12in. demonstration oscilloscope with all controls at rear. **BRAND NEW** £80.



SANGAMO WESTON VOLTMETERS
561 Dual range 0-5 and 0-100 v. D.C. FSD 1 mA. 3in. scale. Recent manufacture. Ideal for schools. Complete in super quality canvas carrying case, with test probes and leads. **BRAND NEW.** Boxed 37/6. Post 2/6.

STANDARD SIGNAL GENERATOR
MARCONI TF-144G Carr. 30/- **£25**
Overhauled, guaranteed accurate and in perfect working order. Complete with mains lead and technical manual.

SIGNAL GENERATOR CT-218 (FM/AM)
MARCONI TF 937. Covers 85 Kc/s to 30 Mc/s in 8 switched ranges. Effective length of film scale is 50ft. Output level variable in 1 dB steps from 1 μ V to 100 mV (75dB). Also IV Outputs down to 0.1 μ V from an outlet at 7.5dB. Int. mod. at 400 c/s. 1 Kc/s, 1.6 Kc/s and 3 Kc/s. FM at frequencies above 394 Kc/s. Variable mod. depth and deviation. Crystal calibrated 200 Kc/s and 2 Mc/s. Monitor speaker for beat detection. Fully metered, blower cooled, Panclimatic. A.C. mains 100 to 150 and 200 to 250 volts, 45 to 100 c/s. 17 x 20 $\frac{1}{2}$ x 7 $\frac{1}{2}$ in. Weight 117 lbs. Fully tested and guaranteed. Under 10% of original price. £65. Carr. 50/-

CINTEL EQUIPMENT
ELECTROLYTIC CAPACITANCE AND INCREMENTAL INDUCTANCE BRIDGE. No. 36601
A modern instrument, all solid state, which accurately measures the capacity of electrolytic condensers from 0.1 μ F to 1,000 μ F under operating conditions. Leakage current and polarizing voltage are separately metered. Inductances from 100 mH to 100 H can also be measured with currents up to 100 mA. A.C. mains operation. Unused with handbook. £100.
WIDE RANGE CAPACITANCE BRIDGE. No. 1864.
A matching instrument to the above. All solid state. Mains operation. Measures from 0.002 μ F to 100 μ F. Unused with handbook. £100.

V.H.F. SIGNAL GENERATOR
MARCONI TF-801A. Covers 10 to 300 Mc/s (4 bands). Directly calibrated. Int. Mod. at 400, 1,000 and 5,000 c/s. Accutuned or force output. Guaranteed overhauled, accurate and in perfect working order. £32/10/-, Carr. £1.

AN/USM-44A. A precision signal generator. U.S.A. manufacture. A.F. only. 10 to 420 Mc/s (5 bands). Directly calibrated. An instrument of the highest possible quality with 1 Mc/s and 5 Mc/s. Xtal calibrators. Separate "see carrier" and "set mod" meters. Output cont. variable from 0.1 μ V to 350 mV. **BRAND NEW.** £150.

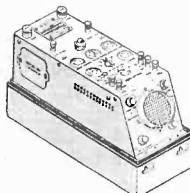
DISTORTION FACTOR METER
MARCONI TF-142E. This instrument measures the percentage of total harmonic distortion in the fundamental frequency range 10 to 8,000 c/s. The lowest scale engraving is 0.5%. Will handle 2 watts (continuous) and will give satisfactory readings with only 1mW input. Mains operated. Output impedance 600 ohms. Very good condition. £30. Carr. £1.

MINIATURE RELAYS. 240 v. A.C. coils. Contact assembly "2" makes" and 1 C.O. 3 amps. Size 2 x 1 $\frac{1}{2}$ x 1in. Unused and removed from brand new equipment. 8/6 post paid.


B. & R. RELAYS Type CO3. 230 volt A.C. coils. Very heavy duty contact assembly. Size 4in. x 3 $\frac{1}{2}$ in. x 2 $\frac{1}{2}$ in. Weight 2 1/2 lb. **BRAND NEW.** 27/6. P. & P. 2/6.

HICKOCK OSCILLOSCOPE OS-8B/1J

A high grade general purpose instrument made to exacting U.S.A. Navy specification. Detachable cover with carrying handle. Compact (13 $\frac{1}{2}$ x 6 x 8 $\frac{1}{2}$ in.), weight 17 $\frac{1}{2}$ lbs. Green and black finish. 3in. tube. Bandwidth "Y" amplifier D.C. to 2 Mc/s (D.C. coupled). Sensitivity 40 mV/cm. 500 μ amp. can be used separately, similar spec to amp. Leads are housed in case. For A.C. mains 105 to 125 v. 50 to 1,000 c/s. **BRAND NEW.** tested and guaranteed. £25. Carr. 10/-
Auto transformer 15/6 extra.



CHARLES BRITAIN (Radio) LTD.
11 UPPER SAINT MARTIN'S LANE
LONDON, W.C.2.
Temple Bar 0545
Near Leicester Sq. Station. (Opposite Thorn House)
Shop hours: 9.6 p.m. (9-1 p.m. Thursdays). Open all day Saturday.



AVOMETER MODEL 7
Complete with leather carrying case, leads and batteries ready for use. Fully guaranteed. £13/13/-, Post 7/-

PHASE MONITOR ME-43/U

(AN/URM-47)
Designed to measure directly the phase angle between two applied audio frequency signals of from 20 to 20,000 c.p.s. 1. Direct indication on a panel meter. Input can be sinusoidal or non-sinusoidal from 2 to 30 volts peak. Of recent manufacture (1957) by Control Electronics Inc. and ex-U.S.A. Air Force. In first class condition with handbook. A complex instrument worth 19 valvies. £40. Carr. 30/-

COSSOR DOUBLE BEAM OSCILLOSCOPE TYPE 1035

Those who offer are the modern Mark 3 version and are in really first class condition. Please do not confuse these with older well used instruments. One which will convince you they are a bargain at £45. Carr. 30/-

T.C.C. VISCONAL CONDENSERS. 8 mfd. 800 v. D.C. wkg. at 71°C. CP 152 v. Size 3 x 1 $\frac{1}{2}$ x 5in. high. **BRAND NEW (boxed).** 8/6 each. **DUBILIER NITROGL.** 8 mfd. 350 v. D.C. wkg. at 71°C. Size 1 $\frac{1}{2}$ x 1 $\frac{1}{2}$ x 4 $\frac{1}{2}$ in. high. With four clips. **BRAND NEW (boxed).** 8/- each. **T.C.C. or DUBILIER.** 4 mfd. 600 v. wkg. CP 130T or similar. 1 $\frac{1}{2}$ x 1 $\frac{1}{2}$ x 4 $\frac{1}{2}$ in. high. **BRAND NEW (boxed).** 4/6 each. All post paid.

STANDARD TRANSFORMERS

Vacuum impregnated, interleaved, E.S. screen, universal mounting. Size 4 x 3 $\frac{1}{2}$ x 2 $\frac{1}{2}$ in. All **BRAND NEW.** 21/- each. Post 2/6.
Type 1. 250-0-250 v. 80 mA. 6.3 v. 3 a. tapped at 4 v. 4 a. 6.3 v. 1 a. tapped at 4 v. and 5 v. 2 a.
Type 2. As above but 350-0-350 v. 80 mA.
Type 3. 30 v. 2 a. tapped at 12, 15, 20 and 24 v. to give 3-4-5-6-9-10 "u", etc.
Type 5. 0.6-9-15 v. 4A. Ideal for chargers.



LOW CAPACITANCE BRIDGE
MARCONI TF 1342. Range 0.002 pF. to 1,111 pF. Accuracy 0.2%. Three terminal transformer ratio arm bridge allows "in situ" measurements. Internal oscillator frequency 1,000 c/s. 12 x 17 x 8 $\frac{1}{2}$ in. Weight 2 $\frac{1}{2}$ lbs. A.C. m. 200 to 250 and 100 to 150 v. 40-100 c/s. With leads and handbook **ABSOLUTELY BRAND NEW.** £45.



MAIL ORDERS TO:
Dept. W,
102 Honconner Lane,
Bramley, Leeds, 11,
C.O.D.
Terms: C.W.O. or
Under £1. Postage 2/9 extra under £4. 6/d
extra under £5. Trade supplied, S.A.E. with
all enquiries please. Personal cheques
well welcomed at any of the branches
below. OPEN ALL DAY SATURDAY.

- BRADFORD** 10 North Parade, Tel. 25499 (Half-day Wed.)
- BRISTOL** 14 New Castle Street, (Half-day Wed.) Tel. 212904
- BIRMINGHAM** 20 1/2 G. Western Arcade, Opp. Snow Hill station. Tel. CENTRAL 1279 (No half-day) Larger premises now open
- 26 Osmaston Rd., The Spot, Derby (Half-day Wed.) Tel. 41361
- DARLINGTON** 13 Post House Wynd Tel. Tel. 68043 (Half-day Wednesday)
- EDINBURGH** 133 Leith Street, (Half-day Wed.)
- GLASGOW** 226 Arnyte Street, Tel. City 4158 (No half-day)
- HULL** 51 Savile Street (Half-day Thursday) Tel. 20505.
- LEICESTER** 32 High Street (Half-day Thursday) Tel. 54240
- LEEDS** 5-7 County (Mecca) Arcade, (No half-day). Tel. 28252.
- LIVERPOOL** 73 Dale St. (No half-day) Tel. 28252
- LONDON** 238 Edgeware Road, W.2 (Half-day Thursday) Tel. PADEINGTON 1622
- MANCHESTER** 60A-60B Oldham St. (No half-day) Tel. CENTRAL 2778.
- MIDDLESBROUGH** 106 Newporc Road, (Half-day Wednesday) Tel. 47096
- SHEFFIELD** 13 Exchange Street, (Half-day Wednesday) Tel. 20716.

STAFF REQUIRED AT VARIOUS BRANCHES Full or Part Time, Experience unnecessary.

JASON FMTI I.M. TUNER All parts, valves and meter, book. £6/19/9 (Chrt. Nf.)

TRIPLETON SELF-POWERED ASSEMBLED P.M. TUNER For 200-2500 A.C. £15/14/5 or Terms

POWER PACK KITS Fully smoothed output. 250 v. 60 mA. H.C.T. and I.C.T. 6.0, 12 amp. Double wave, rectifier, choke, electrolytics and circuit. 19/11 or with case in form of chassis 25/11

R.S.C. STEREO HI-FI QUALITY AMPLIFIER KIT

Valves V. 6 Z 1, 6 X 4, 6 X 5, E.C.8, E.C.9, E.C.10, E.C.11, E.C.12, E.C.13, E.C.14, E.C.15, E.C.16, E.C.17, E.C.18, E.C.19, E.C.20, E.C.21, E.C.22, E.C.23, E.C.24, E.C.25, E.C.26, E.C.27, E.C.28, E.C.29, E.C.30, E.C.31, E.C.32, E.C.33, E.C.34, E.C.35, E.C.36, E.C.37, E.C.38, E.C.39, E.C.40, E.C.41, E.C.42, E.C.43, E.C.44, E.C.45, E.C.46, E.C.47, E.C.48, E.C.49, E.C.50, E.C.51, E.C.52, E.C.53, E.C.54, E.C.55, E.C.56, E.C.57, E.C.58, E.C.59, E.C.60, E.C.61, E.C.62, E.C.63, E.C.64, E.C.65, E.C.66, E.C.67, E.C.68, E.C.69, E.C.70, E.C.71, E.C.72, E.C.73, E.C.74, E.C.75, E.C.76, E.C.77, E.C.78, E.C.79, E.C.80, E.C.81, E.C.82, E.C.83, E.C.84, E.C.85, E.C.86, E.C.87, E.C.88, E.C.89, E.C.90, E.C.91, E.C.92, E.C.93, E.C.94, E.C.95, E.C.96, E.C.97, E.C.98, E.C.99, E.C.100, E.C.101, E.C.102, E.C.103, E.C.104, E.C.105, E.C.106, E.C.107, E.C.108, E.C.109, E.C.110, E.C.111, E.C.112, E.C.113, E.C.114, E.C.115, E.C.116, E.C.117, E.C.118, E.C.119, E.C.120, E.C.121, E.C.122, E.C.123, E.C.124, E.C.125, E.C.126, E.C.127, E.C.128, E.C.129, E.C.130, E.C.131, E.C.132, E.C.133, E.C.134, E.C.135, E.C.136, E.C.137, E.C.138, E.C.139, E.C.140, E.C.141, E.C.142, E.C.143, E.C.144, E.C.145, E.C.146, E.C.147, E.C.148, E.C.149, E.C.150, E.C.151, E.C.152, E.C.153, E.C.154, E.C.155, E.C.156, E.C.157, E.C.158, E.C.159, E.C.160, E.C.161, E.C.162, E.C.163, E.C.164, E.C.165, E.C.166, E.C.167, E.C.168, E.C.169, E.C.170, E.C.171, E.C.172, E.C.173, E.C.174, E.C.175, E.C.176, E.C.177, E.C.178, E.C.179, E.C.180, E.C.181, E.C.182, E.C.183, E.C.184, E.C.185, E.C.186, E.C.187, E.C.188, E.C.189, E.C.190, E.C.191, E.C.192, E.C.193, E.C.194, E.C.195, E.C.196, E.C.197, E.C.198, E.C.199, E.C.200, E.C.201, E.C.202, E.C.203, E.C.204, E.C.205, E.C.206, E.C.207, E.C.208, E.C.209, E.C.210, E.C.211, E.C.212, E.C.213, E.C.214, E.C.215, E.C.216, E.C.217, E.C.218, E.C.219, E.C.220, E.C.221, E.C.222, E.C.223, E.C.224, E.C.225, E.C.226, E.C.227, E.C.228, E.C.229, E.C.230, E.C.231, E.C.232, E.C.233, E.C.234, E.C.235, E.C.236, E.C.237, E.C.238, E.C.239, E.C.240, E.C.241, E.C.242, E.C.243, E.C.244, E.C.245, E.C.246, E.C.247, E.C.248, E.C.249, E.C.250, E.C.251, E.C.252, E.C.253, E.C.254, E.C.255, E.C.256, E.C.257, E.C.258, E.C.259, E.C.260, E.C.261, E.C.262, E.C.263, E.C.264, E.C.265, E.C.266, E.C.267, E.C.268, E.C.269, E.C.270, E.C.271, E.C.272, E.C.273, E.C.274, E.C.275, E.C.276, E.C.277, E.C.278, E.C.279, E.C.280, E.C.281, E.C.282, E.C.283, E.C.284, E.C.285, E.C.286, E.C.287, E.C.288, E.C.289, E.C.290, E.C.291, E.C.292, E.C.293, E.C.294, E.C.295, E.C.296, E.C.297, E.C.298, E.C.299, E.C.300, E.C.301, E.C.302, E.C.303, E.C.304, E.C.305, E.C.306, E.C.307, E.C.308, E.C.309, E.C.310, E.C.311, E.C.312, E.C.313, E.C.314, E.C.315, E.C.316, E.C.317, E.C.318, E.C.319, E.C.320, E.C.321, E.C.322, E.C.323, E.C.324, E.C.325, E.C.326, E.C.327, E.C.328, E.C.329, E.C.330, E.C.331, E.C.332, E.C.333, E.C.334, E.C.335, E.C.336, E.C.337, E.C.338, E.C.339, E.C.340, E.C.341, E.C.342, E.C.343, E.C.344, E.C.345, E.C.346, E.C.347, E.C.348, E.C.349, E.C.350, E.C.351, E.C.352, E.C.353, E.C.354, E.C.355, E.C.356, E.C.357, E.C.358, E.C.359, E.C.360, E.C.361, E.C.362, E.C.363, E.C.364, E.C.365, E.C.366, E.C.367, E.C.368, E.C.369, E.C.370, E.C.371, E.C.372, E.C.373, E.C.374, E.C.375, E.C.376, E.C.377, E.C.378, E.C.379, E.C.380, E.C.381, E.C.382, E.C.383, E.C.384, E.C.385, E.C.386, E.C.387, E.C.388, E.C.389, E.C.390, E.C.391, E.C.392, E.C.393, E.C.394, E.C.395, E.C.396, E.C.397, E.C.398, E.C.399, E.C.400, E.C.401, E.C.402, E.C.403, E.C.404, E.C.405, E.C.406, E.C.407, E.C.408, E.C.409, E.C.410, E.C.411, E.C.412, E.C.413, E.C.414, E.C.415, E.C.416, E.C.417, E.C.418, E.C.419, E.C.420, E.C.421, E.C.422, E.C.423, E.C.424, E.C.425, E.C.426, E.C.427, E.C.428, E.C.429, E.C.430, E.C.431, E.C.432, E.C.433, E.C.434, E.C.435, E.C.436, E.C.437, E.C.438, E.C.439, E.C.440, E.C.441, E.C.442, E.C.443, E.C.444, E.C.445, E.C.446, E.C.447, E.C.448, E.C.449, E.C.450, E.C.451, E.C.452, E.C.453, E.C.454, E.C.455, E.C.456, E.C.457, E.C.458, E.C.459, E.C.460, E.C.461, E.C.462, E.C.463, E.C.464, E.C.465, E.C.466, E.C.467, E.C.468, E.C.469, E.C.470, E.C.471, E.C.472, E.C.473, E.C.474, E.C.475, E.C.476, E.C.477, E.C.478, E.C.479, E.C.480, E.C.481, E.C.482, E.C.483, E.C.484, E.C.485, E.C.486, E.C.487, E.C.488, E.C.489, E.C.490, E.C.491, E.C.492, E.C.493, E.C.494, E.C.495, E.C.496, E.C.497, E.C.498, E.C.499, E.C.500, E.C.501, E.C.502, E.C.503, E.C.504, E.C.505, E.C.506, E.C.507, E.C.508, E.C.509, E.C.510, E.C.511, E.C.512, E.C.513, E.C.514, E.C.515, E.C.516, E.C.517, E.C.518, E.C.519, E.C.520, E.C.521, E.C.522, E.C.523, E.C.524, E.C.525, E.C.526, E.C.527, E.C.528, E.C.529, E.C.530, E.C.531, E.C.532, E.C.533, E.C.534, E.C.535, E.C.536, E.C.537, E.C.538, E.C.539, E.C.540, E.C.541, E.C.542, E.C.543, E.C.544, E.C.545, E.C.546, E.C.547, E.C.548, E.C.549, E.C.550, E.C.551, E.C.552, E.C.553, E.C.554, E.C.555, E.C.556, E.C.557, E.C.558, E.C.559, E.C.560, E.C.561, E.C.562, E.C.563, E.C.564, E.C.565, E.C.566, E.C.567, E.C.568, E.C.569, E.C.570, E.C.571, E.C.572, E.C.573, E.C.574, E.C.575, E.C.576, E.C.577, E.C.578, E.C.579, E.C.580, E.C.581, E.C.582, E.C.583, E.C.584, E.C.585, E.C.586, E.C.587, E.C.588, E.C.589, E.C.590, E.C.591, E.C.592, E.C.593, E.C.594, E.C.595, E.C.596, E.C.597, E.C.598, E.C.599, E.C.600, E.C.601, E.C.602, E.C.603, E.C.604, E.C.605, E.C.606, E.C.607, E.C.608, E.C.609, E.C.610, E.C.611, E.C.612, E.C.613, E.C.614, E.C.615, E.C.616, E.C.617, E.C.618, E.C.619, E.C.620, E.C.621, E.C.622, E.C.623, E.C.624, E.C.625, E.C.626, E.C.627, E.C.628, E.C.629, E.C.630, E.C.631, E.C.632, E.C.633, E.C.634, E.C.635, E.C.636, E.C.637, E.C.638, E.C.639, E.C.640, E.C.641, E.C.642, E.C.643, E.C.644, E.C.645, E.C.646, E.C.647, E.C.648, E.C.649, E.C.650, E.C.651, E.C.652, E.C.653, E.C.654, E.C.655, E.C.656, E.C.657, E.C.658, E.C.659, E.C.660, E.C.661, E.C.662, E.C.663, E.C.664, E.C.665, E.C.666, E.C.667, E.C.668, E.C.669, E.C.670, E.C.671, E.C.672, E.C.673, E.C.674, E.C.675, E.C.676, E.C.677, E.C.678, E.C.679, E.C.680, E.C.681, E.C.682, E.C.683, E.C.684, E.C.685, E.C.686, E.C.687, E.C.688, E.C.689, E.C.690, E.C.691, E.C.692, E.C.693, E.C.694, E.C.695, E.C.696, E.C.697, E.C.698, E.C.699, E.C.700, E.C.701, E.C.702, E.C.703, E.C.704, E.C.705, E.C.706, E.C.707, E.C.708, E.C.709, E.C.710, E.C.711, E.C.712, E.C.713, E.C.714, E.C.715, E.C.716, E.C.717, E.C.718, E.C.719, E.C.720, E.C.721, E.C.722, E.C.723, E.C.724, E.C.725, E.C.726, E.C.727, E.C.728, E.C.729, E.C.730, E.C.731, E.C.732, E.C.733, E.C.734, E.C.735, E.C.736, E.C.737, E.C.738, E.C.739, E.C.740, E.C.741, E.C.742, E.C.743, E.C.744, E.C.745, E.C.746, E.C.747, E.C.748, E.C.749, E.C.750, E.C.751, E.C.752, E.C.753, E.C.754, E.C.755, E.C.756, E.C.757, E.C.758, E.C.759, E.C.760, E.C.761, E.C.762, E.C.763, E.C.764, E.C.765, E.C.766, E.C.767, E.C.768, E.C.769, E.C.770, E.C.771, E.C.772, E.C.773, E.C.774, E.C.775, E.C.776, E.C.777, E.C.778, E.C.779, E.C.780, E.C.781, E.C.782, E.C.783, E.C.784, E.C.785, E.C.786, E.C.787, E.C.788, E.C.789, E.C.790, E.C.791, E.C.792, E.C.793, E.C.794, E.C.795, E.C.796, E.C.797, E.C.798, E.C.799, E.C.800, E.C.801, E.C.802, E.C.803, E.C.804, E.C.805, E.C.806, E.C.807, E.C.808, E.C.809, E.C.810, E.C.811, E.C.812, E.C.813, E.C.814, E.C.815, E.C.816, E.C.817, E.C.818, E.C.819, E.C.820, E.C.821, E.C.822, E.C.823, E.C.824, E.C.825, E.C.826, E.C.827, E.C.828, E.C.829, E.C.830, E.C.831, E.C.832, E.C.833, E.C.834, E.C.835, E.C.836, E.C.837, E.C.838, E.C.839, E.C.840, E.C.841, E.C.842, E.C.843, E.C.844, E.C.845, E.C.846, E.C.847, E.C.848, E.C.849, E.C.850, E.C.851, E.C.852, E.C.853, E.C.854, E.C.855, E.C.856, E.C.857, E.C.858, E.C.859, E.C.860, E.C.861, E.C.862, E.C.863, E.C.864, E.C.865, E.C.866, E.C.867, E.C.868, E.C.869, E.C.870, E.C.871, E.C.872, E.C.873, E.C.874, E.C.875, E.C.876, E.C.877, E.C.878, E.C.879, E.C.880, E.C.881, E.C.882, E.C.883, E.C.884, E.C.885, E.C.886, E.C.887, E.C.888, E.C.889, E.C.890, E.C.891, E.C.892, E.C.893, E.C.894, E.C.895, E.C.896, E.C.897, E.C.898, E.C.899, E.C.900, E.C.901, E.C.902, E.C.903, E.C.904, E.C.905, E.C.906, E.C.907, E.C.908, E.C.909, E.C.910, E.C.911, E.C.912, E.C.913, E.C.914, E.C.915, E.C.916, E.C.917, E.C.918, E.C.919, E.C.920, E.C.921, E.C.922, E.C.923, E.C.924, E.C.925, E.C.926, E.C.927, E.C.928, E.C.929, E.C.930, E.C.931, E.C.932, E.C.933, E.C.934, E.C.935, E.C.936, E.C.937, E.C.938, E.C.939, E.C.940, E.C.941, E.C.942, E.C.943, E.C.944, E.C.945, E.C.946, E.C.947, E.C.948, E.C.949, E.C.950, E.C.951, E.C.952, E.C.953, E.C.954, E.C.955, E.C.956, E.C.957, E.C.958, E.C.959, E.C.960, E.C.961, E.C.962, E.C.963, E.C.964, E.C.965, E.C.966, E.C.967, E.C.968, E.C.969, E.C.970, E.C.971, E.C.972, E.C.973, E.C.974, E.C.975, E.C.976, E.C.977, E.C.978, E.C.979, E.C.980, E.C.981, E.C.982, E.C.983, E.C.984, E.C.985, E.C.986, E.C.987, E.C.988, E.C.989, E.C.990, E.C.991, E.C.992, E.C.993, E.C.994, E.C.995, E.C.996, E.C.997, E.C.998, E.C.999, E.C.1000, E.C.1001, E.C.1002, E.C.1003, E.C.1004, E.C.1005, E.C.1006, E.C.1007, E.C.1008, E.C.1009, E.C.1010, E.C.1011, E.C.1012, E.C.1013, E.C.1014, E.C.1015, E.C.1016, E.C.1017, E.C.1018, E.C.1019, E.C.1020, E.C.1021, E.C.1022, E.C.1023, E.C.1024, E.C.1025, E.C.1026, E.C.1027, E.C.1028, E.C.1029, E.C.1030, E.C.1031, E.C.1032, E.C.1033, E.C.1034, E.C.1035, E.C.1036, E.C.1037, E.C.1038, E.C.1039, E.C.1040, E.C.1041, E.C.1042, E.C.1043, E.C.1044, E.C.1045, E.C.1046, E.C.1047, E.C.1048, E.C.1049, E.C.1050, E.C.1051, E.C.1052, E.C.1053, E.C.1054, E.C.1055, E.C.1056, E.C.1057, E.C.1058, E.C.1059, E.C.1060, E.C.1061, E.C.1062, E.C.1063, E.C.1064, E.C.1065, E.C.1066, E.C.1067, E.C.1068, E.C.1069, E.C.1070, E.C.1071, E.C.1072, E.C.1073, E.C.1074, E.C.1075, E.C.1076, E.C.1077, E.C.1078, E.C.1079, E.C.1080, E.C.1081, E.C.1082, E.C.1083, E.C.1084, E.C.1085, E.C.1086, E.C.1087, E.C.1088, E.C.1089, E.C.1090, E.C.1091, E.C.1092, E.C.1093, E.C.1094, E.C.1095, E.C.1096, E.C.1097, E.C.1098, E.C.1099, E.C.1100, E.C.1101, E.C.1102, E.C.1103, E.C.1104, E.C.1105, E.C.1106, E.C.1107, E.C.1108, E.C.1109, E.C.1110, E.C.1111, E.C.1112, E.C.1113, E.C.1114, E.C.1115, E.C.1116, E.C.1117, E.C.1118, E.C.1119, E.C.1120, E.C.1121, E.C.1122, E.C.1123, E.C.1124, E.C.1125, E.C.1126, E.C.1127, E.C.1128, E.C.1129, E.C.1130, E.C.1131, E.C.1132, E.C.1133, E.C.1134, E.C.1135, E.C.1136, E.C.1137, E.C.1138, E.C.1139, E.C.1140, E.C.1141, E.C.1142, E.C.1143, E.C.1144, E.C.1145, E.C.1146, E.C.1147, E.C.1148, E.C.1149, E.C.1150, E.C.1151, E.C.1152, E.C.1153, E.C.1154, E.C.1155, E.C.1156, E.C.1157, E.C.1158, E.C.1159, E.C.1160, E.C.1161, E.C.1162, E.C.1163, E.C.1164, E.C.1165, E.C.1166, E.C.1167, E.C.1168, E.C.1169, E.C.1170, E.C.1171, E.C.1172, E.C.1173, E.C.1174, E.C.1175, E.C.1176, E.C.1177, E.C.1178, E.C.1179, E.C.1180, E.C.1181, E.C.1182, E.C.1183, E.C.1184, E.C.1185, E.C.1186, E.C.1187, E.C.1188, E.C.1189, E.C.1190, E.C.1191, E.C.1192, E.C.1193, E.C.1194, E.C.1195, E.C.1196, E.C.1197, E.C.1198, E.C.1199, E.C.1200, E.C.1201, E.C.1202, E.C.1203, E.C.1204, E.C.1205, E.C.1206, E.C.1207, E.C.1208, E.C.1209, E.C.1210, E.C.1211, E.C.1212, E.C.1213, E.C.1214, E.C.1215, E.C.1216, E.C.1217, E.C.1218, E.C.1219, E.C.1220, E.C.1221, E.C.1222, E.C.1223, E.C.1224, E.C.1225, E.C.1226, E.C.1227, E.C.1228, E.C.1229, E.C.1230, E.C.1231, E.C.1232, E.C.1233, E.C.1234, E.C.1235, E.C.1236, E.C.1237, E.C.1238, E.C.1239, E.C.1240, E.C.1241, E.C.1242, E.C.1243, E.C.1244, E.C.1245, E.C.1246, E.C.1247, E.C.1248, E.C.1249, E.C.1250, E.C.1251, E.C.1252, E.C.1253, E.C.1254, E.C.1255, E.C.1256, E.C.1257, E.C.1258, E.C.1259, E.C.1260, E.C.1261, E.C.1262, E.C.1263, E.C.1264, E.C.1265, E.C.1266, E.C.1267, E.C.1268, E.C.1269, E.C.1270, E.C.1271, E.C.1272, E.C.1273, E.C.1274, E.C.1275, E.C.1276, E.C.1277, E.C.1278, E.C.1279, E.C.1280, E.C.1281, E.C.1282, E.C.1283, E.C.1284, E.C.1285, E.C.1286, E.C.1287, E.C.1288, E.C.1289, E.C.1290, E.C.1291, E.C.1292, E.C.1293, E.C.1294, E.C.1295, E.C.1296, E.C.1297, E.C.1298, E.C.1299, E.C.1300, E.C.1301, E.C.1302, E.C.1303, E.C.1304, E.C.1305, E.C.1306, E.C.1307, E.C.1308, E.C.1309, E.C.1310, E.C.1311, E.C.1312, E.C.1313, E.C.1314, E.C.1315, E.C.1316, E.C.1317, E.C.1318, E.C.1319, E.C.1320, E.C.1321, E.C.1322, E.C.1323, E.C.1324, E.C.1325, E.C.1326, E.C.1327, E.C.1328, E.C.1329, E.C.1330, E.C.1331, E.C.1332, E.C.1333, E.C.1334, E.C.1335, E.C.1336, E.C.1337, E.C.1338, E.C.1339, E.C.1340, E.C.1341, E.C.1342, E.C.1343, E.C.1344, E.C.1345, E.C.1346, E.C.1347, E.C.1348, E.C.1349, E.C.1350, E.C.1351, E.C.1352, E.C.1353, E.C.1354, E.C.1355, E.C.1356, E.C.1357, E.C.1358, E.C.1359, E.C.1360, E.C.1361, E.C.1362, E.C.1363, E.C.1364, E.C.1365, E.C.1366, E.C.1367, E.C.1368, E.C.1369, E.C.1370, E.C.1371, E.C.1372, E.C.1373, E.C.1374, E.C.1375, E.C.1376, E.C.1377, E.C.1378, E.C.1379, E.C.1380, E.C.1381, E.C.1382, E.C.1383, E.C.1384, E.C.1385, E.C.1386, E.C.1387, E.C.1388, E.C.1389, E.C.1390, E.C.1391, E.C.1392, E.C.1393, E.C.1394, E.C.1395, E.C.1396, E.C.1397, E.C.1398, E.C.1399, E.C.1400, E.C.1401, E.C.1402, E.C.1403, E.C.1404, E.C.1405, E.C.1406, E.C.1407, E.C.1408, E.C.1409, E.C.1410, E.C.1411, E.C.1412, E.C.1413, E.C.1414, E.C.1415, E.C.1416, E.C.1417, E.C.1418, E.C.1419, E.C.1420, E.C.1421, E.C.1422, E.C.1423, E.C.1424, E.C.1425, E.C.1426, E.C.1427, E.C.1428, E.C.1429, E.C.1430, E.C.1431, E.C.1432, E.C.1433, E.C.1434, E.C.1435, E.C.1436, E.C.1437, E.C.1438, E.C.1439, E.C.1440, E.C.1441, E.C.1442, E.C.1443, E.C.1444, E.C.1445, E.C.1446, E.C.1447, E.C.1448, E.C.1449, E.C.1450, E.C.1451, E.C.1452, E.C.1453, E.C.1454, E.C.1455, E.C.1456, E.C.1457, E.C.1458, E.C.1459, E.C.1460, E.C.1461, E.C.1462, E.C.1463, E.C.1464, E.C.1465, E.C.1466, E.C.1467, E.C.1468, E.C.1469, E.C.1470, E.C.1471, E.C.1472, E.C.1473, E.C.1474, E.C.1475, E.C.1476, E.C.1477, E.C.1478, E.C.1479, E.C.1480, E.C.1481, E.C.1482, E.C.1483, E.C.1484, E.C.1485, E.C.1486, E.C.1487, E.C.1488, E.C.1489, E.C.1490, E.C.1491, E.C.1492, E.C.1493, E.C.1494, E.C.1495, E.C.1496, E.C.1497, E.C.1498, E.C.1499, E.C.1500, E.C.1501, E.C.1502, E.C.1503, E.C.1504, E.C.1505, E.C.1506, E.C.1507, E.C.1508, E.C.1509, E.C.1510, E.C.1511, E.C.1512, E.C.1513, E.C.1514, E.C.1515, E.C.1516, E.C.1517, E.C.1518, E.C.1519, E.C.1520, E.C.1521, E.C.1522, E.C.1523, E.C.1524, E.C.1525, E.C.1526, E.C.1527

R.S.C. SUPER 15 HI-FI AMPLIFIER R.S.C. SUPER 30 STEREO AMPLIFIER

- FULLY TRANSISTORISED**
- * 200-250w. A.C. Mains Operation.
 - * **OUTPUT R.M.S. CONTINUOUS**
 - * 16 WATTS into 8 ohms.
 - * 16 WATTS into 3 ohms.
 - * Max. Instantaneous Peak Power Output 28 watts.
 - * **PRINTED CIRCUIT CONSTRUCTION**
 - * **LATEST MULLARD TRANSISTORS**
 - * **ADDITIONAL OSCILLATORS** OC43, OC44, OC82, OC44, AC107 (Total of nine)
 - * **5-POSITION INPUT SELECTOR SWITCH**
 - * **EQUALIZATION** to Standard I.T.E.A. and C.C.I.R. Characteristics for Gram and Tape Heads
 - * **FULL TAPE MONITORING FACILITIES**
 - * **SENSITIVITIES:** Magnetic P.U. 4 m.v. Crystal or Ceramic P.U. 100 m.v. (Radio) A.C. or Ceramic P.U. 110 m.v.
 - * **FREQUENCY RESPONSE:** 20-20,000 c.p.s. ± 2 db. **TONE CONTROL** ± 25 db. to -14 db. at 10 kc/s.
 - * **BASS CONTROL** ± 12 db. to -15 db. at 50 c.p.s.
 - * **HARMONIC DISTORTION AT 10 WATTS R.M.S.** 1.000 c.p.s. 0.35 %
 - * **HUM LEVEL:** -73 db.
 - * **NEGATIVE FEEDBACK** 22 db.

INTRODUCING TWO COMPLETELY NEW UNITS WITH TECHNICAL SPECIFICATIONS MORE THAN FAVOURABLY WITH SIMILAR AMPLIFIERS OFFERED AT 2-3 TIMES THE COST.

IMPORTANT Note. Rated output figures are given in R.M.S. and not speech and music or I.H.F.M. otherwise we could obviously quote much higher outputs.



Complete Kit of parts with full constructional details and point-to-point wiring diagrams. **1 Car. 10/-**

9 1/2 Gns.

If preferred printed circuit can be supplied with parts soldered and tested for **2 Gns. extra.** Terms for point 8 car. 5 g. only, plus postage and packing. **200-250W. Model** Walnut Case. **300-350W. Model** Walnut Case. **19- and 8 monthly payments 13/2 (Total £61/7/-).** Kit normally assembled ready for use. **Kit cost over 100/-.**

A DUAL CHANNEL VERSION OF THE SUPER 15 Employing Twin Printed Circuits

- * Close Tolerance Gauged Pots
- * Matched Components
- * **CROSS-TALK** -52 db. at 1,000 c.p.s.
- * **CONTROLS:** 5-Position Input Selector, Bass Control, Treble Control, Volume Control, Balance Control, Stereo Mono Switch, Tape Monitor Switch, Mains Switch.
- * **INPUT SOCKETS** (Matched Pairs.) (1) Magnetic P.U. (2) Ceramic or Crystal P.U. (3) Radio A.C. (4) Head/Hydrophone
- * Operation of the Input Selector Switch assures appropriate equalization.
- * **REAR 18 g.w.c. Chassis.** Size approx. 12in. wide, 6in. high and 8in. deep.
- * **Attractive Face Plate and Matching Knobs.**
- * **NEON PANEL INDICATOR**

Above facilities are, except for Gauging and Balance Control, apply also to Super 15. ALL COMPONENTS ETC. ARE OF A HIGH STANDARD AND SUPPLIED BY LEADING BRITISH MANUFACTURERS. THESE UNITS ARE ESSENTIALLY SUITABLE FOR USE WITH ANY MAKE OF PRECISION MICROPHONE (Crystal, Carbon, Magnetic, Moving Coil, Ribbon, HEADPHONE OR THE COST. SUPPLY COSTS ARE THE SAME AS FOR THE SUPER 15 USING WITH PHONO TUBE AUXILIARY EQUIPMENT.

Audioline High Fidelity Speaker Systems

Designed to provide a smooth frequency response from 40-20,000 c.p.s. consisting of 12in. 12,000 line 16 ohm speaker, Crossover Unit and Tweeter. Highly recommended for use with any High Fidelity Amplifier. **10 Watt Unit** £4.19/9. 5/6 or Thread 15/6 and 5/11/9. 5/6. **16 Ohm 10 Watt Unit** £5.12/6. 3/0. **20 Watt Unit** £6.19/9. Carr. 10/-.

H.B. 'STENTORIAN' HIGH FIDELITY P.M. SPEAKERS. W.P.12 10 watt rating. Where a really good quality speaker at low price is required we highly recommend this unit with an amazing performance. £4/19/6. Please state whether 3 Ohm or 16 Ohm required.

All parts, point-to-point wiring diagrams and detailed instructions. **Car. 10/-**

Printed circuit supplied with appropriate components as detailed above and tested for **2 Gns. extra.** Terms for point 8 car. 5 g. only, plus postage and packing. **200-250W. Model** Walnut Case. **300-350W. Model** Walnut Case. **19- and 8 monthly payments 13/2 (Total £61/7/-).** Kit normally assembled ready for use. **Kit cost over 100/-.**

AUDIOTRINE HIGH FIDELITY LOUDSPEAKER ENCLOSURES

All types are of pleasing modern 'slimline' (single cylindrical) lined and in alternative finishes (1) light or medium walnut.

SE8 Designed for optimum performance with any Hi-Fi speaker. Size 22in. x 14in. x 12in. **Deposit 18/- and 9 monthly payments 12/3 (Total £50/3/-)** Carr. 7/6. **£5/15/6**

SE10 For 10in. High Fidelity Speaker with provision for tweeter. Especially recommended for use with Audioline HI-FIDEO speaker. Size 24in. high, 13in. wide, 10in. deep. **Deposit 18/- and 9 monthly payments 12/3 (Total £50/3/-)** Carr. 7/6. **£5/15/6**

SE12 For outstanding performance with any 12in. Hi-Fi speaker but especially suitable for types with low fundamental resonance. A tweeter cut out is provided. Size 24in. x 13in. x 10in. **Deposit 27/- and 9 monthly payments 17/10 (Total £9/7/6)** Carr. 10/-. **Only 8 Gns.**

INTRODUCING A NEW RANGE OF HIGH FIDELITY LOUDSPEAKER UNITS

AUDIOTRINE 'PETITE'

Size only 10in. x 6in. x 7in. Rating 8 watts. Frequency range 40-20,000 c.p.s. Cabinet beautifully finished in Teak (light) or Walnut (medium). Fitted specially designed heavy cast 3in. speaker with large pole pieces extra long voice coil and rubber surround. Impedance 3 ohms or 16 ohms. **Deposit 27/- and 9 monthly payments 17/10 (Total £9/7/6)** Carr. 10/-. **Only 8 Gns.**

AUDIOTRINE HF1000 10in. 15 WATT HI-FI SPEAKER

Very clear construction box. 2in. Diameter VOICE COIL. Mini Cone. plastic treated surround. Smooth frequency response 20-20,000 c.p.s. Speech Coil 3 ohm or 16 ohm. **£5/15/0**

Exceptional value at

AUDIOTRINE 'MINI-TEN' Size only 12 1/2in. high, 6 1/2in. wide, 8 1/2in. deep. Rating 10 watts. Impedance 15 ohms. De luxe Teak or Walnut cabinet. Fully balanced. Heavy cast 3in. speaker with extra high density ceramic magnet and rubber surround. Very low fundamental resonance. Crossover Capacity Cross-over and Tweeter. Really outstanding performance. Frequency range 40-20,000 c.p.s. **Deposit £2 and 9 monthly payments 27/9 (Total £14/9/-)** Carr. 8/6.

'GLOUSETER' Handsome 'slimline' cabinet. Acoustically lined. Size 24in. high, 20in. wide, 6 1/2in. deep. Finished light teak or medium walnut. 12in. high flux 12,000 line speaker. Cross-over unit, and Tweeter. Rating 10 watts. Smooth response 40-20,000 c.p.s. Impedance 16 ohms. **Deposit 26/- and 9 monthly payments 24/8 (Total £19/1/6)** Carr. 10/-. **11 Gns.**

'BRONTE' Handsome cabinet of modern styling. Acoustically lined and finished Teak or Walnut. Size 32in. high, 13in. wide, 7 1/2in. deep. Fitted Wharfedale Super 8 N5DD Speaker, with Koll surround and dual cone. Rating 15 watts. Impedance 15 ohms. **Deposit 39/- and 9 monthly payments 12 Gns. 12/6. (Total £14/-)** Carr. 15/-. **12 Gns.**

AUDIOTRINE CORNER CONSOLE CABINETS. Stricely lined. Beautiful polished walnut veneered finish. Pleasing design.

JUNIOR MODEL. To take up to 8in. speaker. Size 20in. x 20in. x 11in. x 11in. **Deposit 45/9.**

STANDARD MODEL. To take up to 10in. speaker. Size 27in. x 28in. x 12in. x 12in. **Deposit 55/9.**

'DORCHESTER' Attractive cabinet in luxurious Teak or Walnut finish. Acoustically lined. Size 24in. high, 13in. wide 8 1/2in. deep. Fitted specially designed 10in. heavy cast speaker with massive 2in. pole pieces and dual cone with plastic treated surround. Frequency response 20-20,000 c.p.s. Rating 15 watts. Impedance 15 ohms. **Deposit 48/- and 9 monthly payments 33/- (Total £17/3/-)** Carr. 15/-. **15 Gns.**

'STANWAY' Attractive contemporary style cabinet finished Teak (light) or Walnut (medium). Acoustically lined. Size 24in. high, 20in. wide, 8 1/2in. deep. Fitted 12in. high flux Bass speaker with plastic treated surround giving extremely low fundamental resonance and high sensitivity. The smooth frequency response 20-20,000 c.p.s. is achieved by addition of high flux tweeter and choke capacity cross-over system. Rating 20 watts. Impedance 15 ohms. **Deposit 3 Gns. and 12 monthly payments 32/6 (Total £22/13/-)** Carr. 7/6. **19 1/2 Gns.** Carr. 7/6.

R.S.C. JUNIOR BASS REFLEX CABINET. Designed for above speaker, but suitable for any good quality 8in. or 10in. speaker. Acoustically lined and ported. Medium walnut veneer finish. Size 24in. x 12in. x 16in. Strongly made. Handmade in Britain. Superb reproduction for only **£27/6**. **Deposit 14/6 and 9 monthly payments 10/4 (Total £57/6)** Carr. 10/-. **10 Gns.**

R.S.C. A15 20 WATT AMPLIFIER WITH INTEGRAL PRE-AMP AND TONE CONTROL. Fully Transistorised Orthodox Circuitry.

Maximum Output 20 watts R.M.S. (25 watts music rating)

Sensitivity 9 millivolts for full output

Frequency Response ± 1 db. 20-20,000 c.p.s.

Harmonic Distortion 0.1% measured at 1,000 c.p.s.

Bass Control ± 8 db. to -14 db. at 40 c.p.s.

Treble Control ± 9 db. to -15 db. at 10 kc/s.

Extremely high signal to noise ratio.

Kit of parts consisting of printed circuit, all required resistors, condensers and transistors and 12in. S.H. Full diagrams and instructions. **£6/19/9**

Or with printed circuit fully wired and tested. **£8/19/9**

Power pack available for 39/6 in kit form or 59/6 ready for use.

Full Output without thermal run-away.

Suitable for 5, 7, 7 1/2, 10 ohm speakers. Great for inputs of any impedance.

For Hi-Fi in the home or public address.

LATEST MAGNVOX 363 TAPE DECKS

7 speeds 1 1/2, 3 1/2, 7 1/2 in. per sec. A robust high quality Deck with built-in fully recording heads. Includes: Digital Counter, pause control, Heavy 4 pole fully screened output, Record Interlock to prevent accidental erasure, 12in. Hi-Fi speaker. For 200-250 W. A.C. mains. **Car. 7/6**

10 Gns.

Four Track **£13/19/6**

Model **7/6**

Tenax on 4 Track Model only **Deposit 47/9, and 9 monthly payments 28/11 (Total £15/4/6)**

SPECIAL TAPE RECORDING OFFER

Very limited number of Linear LT45 high quality Tape Amplifiers, retail price 12 Gns. Magnetic Echo Record level indicator. Output 200-250W. A.C. Equalisation for 3 1/2in. and 7 1/2in. per sec. Supplied with latest Magnavox 363 7 1/2 in. tape deck for only **£19/9/6** (Car. 7/6). Both units fully guaranteed. **19 Gns.** 15/-. **19 Gns.**

R.S.C. 4 WATT GRAM. AMPLIFIER KIT

Complete set of parts to build a good quality compact unit suitable for use with any record playing unit. Means for use with separate Hi-Fi and Treble controls. Output for 2-4 ohm speaker. For 200-250 W. A.C. **59/9**

IMMEDIATE DESPATCH

FULL SPARES AND SERVICE AVAILABLE

CONSTANT VOLTAGE TRANSFORMER



★ **CORRECTED WAVE**
Modern design in 2-tone grey hammer steel case with handle. Complete with lead and plug.

1,000 WATT MODEL

Input 240 v. A.C. $\pm 20\%$. Output accuracy $\pm 1\%$. Fitted signal lamp and switch. **£29.10** Carr. and pkg. 25/-

AUTOMATIC MAINS STABILIZER

Maintain "spot-on" test gear readings at all times.
★ No Moving Parts ★ No Maintenance ★ No Attention.

Specification
★ Input: 240 v. A.C. $\pm 20\%$ —50 cycles
★ Output: 240 v. A.C. $\pm 1\%$
★ Accuracy: $\pm 1\%$
★ Capacity: 250 watts.
★ Size: 11 x 6 1/2 x 6 in. high.
★ Weight: 21 lbs. Fitted signal lamp and switch.
£11.10 Carr. & Pkg. 20/-

VARIABLE VOLTAGE TRANSFORMERS

WORLD FAMOUS "SLIDE-TRANS" AVAILABLE ONLY FROM I.M.O.

★ RATED CURRENT CONSISTENT AT ALL POINTS ALONG THE WINDING



Output: 0-260 v. Input: 230 v. A.C. 50/60+. Shrouded fully variable transformers for bench or panel mounting.



1 Amp. **£4.10.0**
2.5 Amp. **£5.17.6**
5 Amp. **£9.0.0**
10 Amp. **£18.5.0**
20 Amp. **£32.10.0**

Carr. & Pkg. extra.

Inset shows latest type brush Gear providing 1 volt variation.

PORTABLE TRANSISTOR TESTER



SPECIFICATION.

Alpha 0.7 to 0.997
Beta 5-300
I.C.O. 0-50uA. 5mA.
Capable of measuring GERMANIUM AND SILICON DIODES.
DESIGNED WITH RESISTANCE SCALE 200 ohms to 1 Megohm as an ADDED FEATURE.
Housed in heavy duty plastic case, c/w internal battery. Only **£7/7/-**

Plus 5/- P. & P.

TRANSISTORISED MEGOHMMETER



★ NO WINDING
★ PUSH BUTTON TO READ
USE 1966 EQUIPMENT

500V-1,000 MEGOHMS
Superb portable instrument. Supplied c/w batteries, probes and carrying case.

ONLY **£23.10.0**

Carr. & Pkg. 7/6.

PORTABLE VARIABLE A.C. POWER SUPPLY UNIT

Designed for engineers whose requirements call for a visual indication of volts applied.

OUTPUT:
0-260 v. 1 1/2 amps.

INPUT:
230V. A.C. 50/60-. Fitted with fuses, voltmeter, safety indicator, on-off switch and lead. Size: 8x5x5 1/2 in. high.



PRICE **£8.10.0** Carr. & Pkg. 10/-.

AC/DC VALVE VOLTMETER



Price **£35.0.0**

C/W probes and leads—no extras. LOOK AT THIS SPECIFICATION:
★ 11 megohms per volt.
★ 5 mV-1,500 V A.C.
★ 100 mV-1,500 V D.C.
★ 0.1 ohm-1,000 Megohms. PLUS ★ 1 Kc Oscillator Test Source

★ Complete with Test Probe with BUILT-IN A.C./D.C. switch, no fumbling or fiddling with out-of-reach knobs.
Light grey crackle steel case with satin alloy front. Mains operated.
Size and weight: 5 1/2 x 3 x 8 in. high, 5 1/2 lb.

VARIABLE HIGH-VOLTAGE UNIT

DI ELECTRIC BREAKDOWN TESTER

★ Range: Infinitely variable up to 3,000 volts and can be accurately set. 0.1 amp.

★ Entirely suitable for continuous testing.

★ Built-in Automatic safety cut-out meter.

Input: Mains voltage.

Robustly constructed for bench use.

Complete with input and test leads with clips. Model T30, 0-3,000 v. A.C. **£32**

WALKIE TALKIE '88' SET

Made by M. Cole & Co. This Transmitter/Receiver weighs only 5 1/2 lb. (approx.) and measures 3 1/2 x 5 1/2 x 9 1/2 in. A crystal controlled 4 frequency set operates from standard dry battery—H.T.T. (i.e. Vidor LS537), 14 current series BTG valves used.

As supplied by us to Overseas Govt. Depts. Supplied complete with valves and crystals.

Details & Prices of all Accessories enquired on request. ONLY **£10** each

20 Amp. L.T. SUPPLY UNIT



Plus 40/- Carr. & Pkg. G.B. (Inland)

£29.10.0

BUY DIRECT FROM MANUFACTURER

5 AMP. A.C. & D.C. VARIABLE SUPPLY UNIT



Specification:

Output: 0-260 V A.C.

0-240 V D.C.

★ Smooth stepless voltage variation from 0-Max.

★ Current consistent throughout the controlled range.

★ Ammeter and voltmeter fitted, and Neon indicator.

★ Fully fused input and output.

Strong steel case with carrying handle and rubber feet. 11 in. x 7 in. x 1 1/2 in. high. MADE IN ENGLAND

PRICE **£30.0.0** Carr. & pkg. 40/- (Gr. Britain/Inland)

36ft. AERIAL MASTS

NEW LATEST PATTERN TUBULAR MASTS

Check these vital points:

★ Made from 6 x 1 1/2 in. dia. Sherardized steel sections, for durability and strength.

★ Extra strong loading base.

★ Top cap with fitted pulley and halyard.

★ 2 sets (8) Rotproof Guys.

★ Rustproof Steel Picketing Stakes.

ONLY **£13.10.0** ex works

Carr. 17/6. Returnable wooden case 20/-.



30 Amp. L.T. SUPPLY UNIT

0 to 18V. D.C. WITH SMOOTH STEPLESS VARIATION.

Designed for CONTINUOUS use at max. loading.

★ Fitted voltmeter and ammeter.

★ Input and output fully protected.

Input: Mains A.C. robust construction.

2 tone grey hammer finish. Steel case.

£49.10.0 Carr. & Pkg. 40/-

G.B. (Inland)

Entirely suitable for plating plants, laboratory supplies, etc.

M O
(ELECTRONICS) LTD.

WRITE FOR ILLUSTRATED BROCHURE
(Dept. W33), 313 Edgware Road, London, W.2.

PAOington 2233/4

TRANSFORMERS

The largest stock in England of British and U.S.A. Government and manufacturers' surplus.
All primaries 240 volts single phase 50 cycles.

LOW VOLTAGE SECONDARIES

Up to 100 amps	200 amps-1,000 amps
40v 25 amps £11	12v 250 amps £22
16v 100 amps £14	10v 400 amps £22
12v 60 amps £7	5v 300 amps £14
5v 100 amps £8	5v 500 amps £21
50v 20 amps £11	30v 800 amps £44
50v 40 amps £15	2v 1,000 amps £21
25v 40 amps £12	10v 200 amps £14
10-15-20v 100 amps £21	10v 1,000 amps £39
10v 100 amps £13 15 0	5v 700 amps £35

MULTIPLE SECONDARIES

7.5 v 4A-2.5 v 8A-7.5 v 8A-6.3 v 4A, £21/8.

VARIABLE AUTO TRANSFORMERS

Input 220/250 v. Output 0-310 v. in 80 steps by 4 switches 4 v. approx. per tap. 40 amps at all output voltages, £40. A very substantial control auto transformer.

HIGH VOLTAGE SECONDARIES

4.5 kV centre tapped 100 mA	£13
1 kV centre tapped 1 amp	£14 0 0
1.5 kV centre tapped 2 amp	£26
2 kV 2 amp centre tapped	£31
4 kV 10 amp centre tapped	£63
Carriage—Transformers up to £12, 12½, Over £12, 25½. Packing cases, 25½—refunded on return.	

TRANSDUCERS

S.E. LABORATORIES. AIR AND LIQUID PRESSURE TRANSMITTERS

S.E. 152D, 0-100 p.s.f., £15.
S.E. 57A, 0-3,000 p.s.f., £35, with demodulator.
DEMODULATORS SE 446/4, £25.



PROFESSIONAL ARC WELDERS

Now it is possible to do really professional welding jobs that can save your pounds.

For example the Arcmobile V (not illustrated) can be run from a normal 220/250 volt household mains supply, from a 15 amp. socket. Output is infinitely variable at the turn of a handle and you can weld up to ½ in. steel at a single pass!

We stock a complete range of welding equipment suitable for all requirements and can supply welders with output up to 110 amps. (110 amp. model illustrated).

Ask for our Electric Welding equipment leaflet and price list, including terms—Welders from £11/15/.

The Plier that Rivets Everything

Now sets rivets in three diameters!

VERSATILE.....

is the only word to describe the new home riveter. Easy to operate too, from one side, with one hand.

Just a squeeze is all it takes to make the neatest, strongest fastening you've ever seen. All you do is open the jaws of the riveter, push in a rivet, put it up to the material to be fastened and squeeze.

There you have it—the most professional looking job you've ever done—simple isn't it?

IDEAL FOR FASTENING: valve bases, tag strips, name plates, etc., in addition to a "Fastening" the rivet provides first class earthing on chassis, cabinets and panels. KING KLIK is the riveter with 1001 uses in electronics.

KIT COMPLETE 39/., c.w.o., inc. p.p.

SEND NOW FOR FREE LEAFLET.

KING KLIK



SELENIUM RECTIFIERS

HIGH CURRENT FULLWAVE BRIDGE

These are Brand new, latest Design, Highest Grade

36 v-D.C. 54 amps, £13/7/6, carr. 7/6.

36 v-D.C. 26 amps, £6/17/6, carr. 7/6.

36 v-D.C. 18 amps, £5/12/6, carr. 7/6.

36 v-D.C. 10 amps, £3/2/6, carr. 7/6.

24 v-D.C. 54 amps, £10/12/6, carr. 7/6.

24 v-D.C. 26 amps, £4/17/6, carr. 7/6.

24 v-D.C. 18 amps, £3/12/6, carr. 3/6.

24 v-D.C. 10 amps, £2, carr. 3/6.

12 v-D.C. 26 amps, £3/13/6, carr. 3/6.

EX-GOVERNMENT SURPLUS

Free Catalogue available. Let us enter you on our mailing list. Over 2 million items in stock.

THIS MONTH'S SPECIAL

- 2 METRE EQUIPMENT—TRANSMITTER TYPE 198S CRYSTAL CONTROLLED—9.72 MC/S. IF—MODULATOR UNITS WITH VALVE NO GUARANTEE—ALMOST NEW. 25/- THE PAIR OR 15/- EA. P.P. 4/-
- OUR SPECIALITY—NEW RESISTORS GRADE I. CLOSE TOLERANCE—MANY WATTAGES IN STOCK. CONDENSERS 25 P.F. VAR. 3/6. 3 GANG 450 P.F. SPACING MESHED 25 thou 17/6. RII.55. TUNING CONDENSERS WITH DIAL 15/- . ALSO TYPE 25 TWIN SPEED LOW MOTION. DIAL 8/11 ALL ABOVE—POST 1/6. 45S Kc/s IF TRANSFORMERS 3/9 OR 2 FOR 7/ P.P. 1/- MALLORY VIBRATORS. SWITCHES. TAG PANELS. KNOBS. HEAD SETS AND MANY MORE COMPONENTS.



INTERNATIONAL RECTIFIER BY K.L.

K.L. have at your disposal a semiconductor centre. The I.R. Company of America that manufacture these components have a world wide distribution and can therefore offer top grade merchandises at very attractive prices.

Listed below are a few of the many interesting items contained in the centre's fully illustrated catalogue which is yours for the asking. Just send us your name and address and you will receive a copy by return.

SILICON TUBE REPLACEMENT

TYPE ST 14

For valve series

5V4 - 5Y3 - 5Z4

5U4 - 5W4 - 5T4

Built in Surge Limiter
INSTANT WARM UP
SPACE SAVING AND
PROFESSIONAL FINISH
55/-



Suitable for Audio, Radio, Amateur and Electronic Equipment. Supplied packed—wh. full details, 55/., c.w.o. inc. p.p.

DD190. This special value package contains 4 selenium photo cells with outputs from 1½ to 4 volts and 0.5 to 3 mA. in bright sunlight 24 page manual included. Price 9/11.

K421. A de luxe assortment of 7 cells. Selenium photo, 2 silicon solar and 2 cadmium sulphide. Kit also includes an instruction manual with circuit diagrams and experiments, plus a 24 page handbook with additional projects. An ideal project kit for schools, hobbyists and experimenters. Price £2/19/6.

Precision motor with special anti-friction bearings designed for operation directly from the power supplied by solar cells. For fascinating experiments or "science projects." Operates from 0.25 to 1.5 volts. Recommended cell type 5M (or two 5M in parallel). Illustrated Cat. No. EP 50 A. Price £1/19/6.

SEMICONDUCTOR CENTRE CATALOGUE

FREE—BY RETURN POST!



K.L. DISTRIBUTORS, 2 WINDSOR RD., TODMORDEN, LANCs.

TS 36A1 POWER METER, with accessories, used for checking radar outputs, £5 each, 10/- carr.

DE-ICER, Controller Mk. 3. Contains 10 relays D.P. changeover heavy duty contacts, 1 relay 4f, C.O. (235 ohm coil). Stud switch 30-way relay operated, auto stop, 12 r.p.m., D.C. timing motor with Chronometric governor 20-30 volts 12 R.P.M.; geared to 30-way stud switch and two Ledex solenoids, 1 delay relay, etc., sealed in steel case, size 4 1/2 x 7 1/2 in., £3 each, post 5/-

GEARED MOTORS (Reversible).
28 v. 150 r.p.m., 25/-, post 2/6.
24 v. Open gears with governor approx. 10 r.p.m., 25/-, post 2/6.
24 v. D.C. 1 1/2 r.p.m., reversible, with two micro switches inside gear box, silent operation, £2 each, post 5/-.
A.C. Motor 115v. 50 c/s 1/300 H.P., 3000 r.p.m. Capacitor 1 mfd. 25/-, post 3/-.
Dalmator SC5, 28 v. D.C., at 45 amps; 12,000 r.p.m., output 750 w. (approx. 1 h.p.), brand new, £21/10/- each, post 7/6.

AZIMUTH INDICATOR UNIT ID-360/GRD 115v. 50 c/s, complete with Azimuth bearing indicator and suitable for aerial direction control, 2" tube with shield suitable for modulation percentage indicator or oscilloscope and 3" speaker that can be utilised as a sidetone monitor. With all valves, in excellent condition, price £5 15/-, carriage 15/-.
CRDS DIRECTIONAL ANTENNA for use with the above Instrument, £5 each, carriage £1.
CM23 COMPARTOR SIGNAL UNIT, £4/10/-, carriage 15/-.

MARCONI V. LF

VOLTMETERS VT-28-B-1,

Ranges 0 to 1.5 v., 15, 150 and 150 volts. Fitted with probe unit for RF measurements.

230 v. minus input, £2 each, post 5/-.

new, £12/10/- each, car. 10/-

T.C.S. MODULATION TRANSFORMER 20 v.

6,000 ohm C.T. Sec., 6,000 ohm. 25/- each, post 3/6.

MICROPHONE TRANSFORMER, Pri. 75 ohm

Sec., 125,000 ohm. 10/- each, post 2/6.

OUTPUT TRANSFORMER, Pri., 7,500 ohm. Sec., 500 ohm. C.T.,

2.5 v. 12/6 each, post 3/6.

CONDENSERS, 150 mfd., 200 volts A.C. £5 each, post 12/6. 50 mfd.,

330 volts A.C. 40/-, post 4/-, 10 mfd., 1,000 v. 12/6, post 1/6. 1,500 volts, 17/6, post 2/-, 8 mfd., 1,200 volts, 12/6, post 3/-, 8 mfd. 600 volts, 8/6, post 1/6, 25 v. 25 p.f. 1/6, 100 v. 1/6, 6 p.f. 20 v. 22/6, post 1/6.

Vacuum condensers 50 p.f. 32 k. 8/6, 1/6, 1/6. 6 p.f. 20 v. 22/6, post 1/6.

All the above are new in cartons.

TX DRIVER UNIT, 100-156 Mc/s. Ideal for two meters, Valves 3C24, in excellent condition, 15 19n, rack, £5 each, car. 20/-.

CONTROL UNIT, 230 v. A.C., output 24 v. 2 amp. 3/-, 230 v. A.C. solenoid switch, 15 amps, plus relays and switches, etc. £2/10/-, car. 12/6.

UNSELECTORS, 6 bank, 25 way, 20 ohm, coil, £2 each, post 2/6; 5 bank, 25 way, 20 ohm, coil, 35/- each, post 2/6. (Ee-new equipment.)

HEADPHONES, DLR.5, 10/- pair, 2/6 post. No. 10 headset and microphone, 15/-, post 2/6. M/C phones, with chassis ear muffs and jack plug, 17/6 pair, post 2/6.

AUTOMATIC PILOT UNIT Mk. 2. This complex unit of diodes and valves, relays, magnetic clutches, motors and plug-in amplifiers, with many other items, price £7/10/-, £1 carriage.

U.S.A. DESK MICROPHONE CRV51018/A. Complete with 7 yards of screened cable and universal jack (adjustable). 10/- each, post 3/6.

VARIABLE MASTER OSCILLATOR TYPE 115 MODEL 1. Principally used in diversity, reception to supply variable or crystal H.F.O. voltage to the receivers. Its variable freq. has a stability equivalent to that obtained by non-temperature controlled crystal oscillators. It also provides three H.F.O. outputs for operation of diversity receivers where fixed frequencies are required and two F.V.O. crystals. Price 2-32 Mc/s. Power supplies 100/220 v. A.C., 50/60 cps, £30 each, car. 30/-, Wt. 80 lb.

ANAPIN-9 LORAN INDICATOR UNIT. As used for ships and aircraft to provide accurate measurement of position by the reception of a known Loran transmitter. Power supplies, external X Inverter. This unit will make a very good Oscilloscope, £8/10/- each, car. £1.

RADIO TELEPHONE GR300 V.B.F. 75 Mc/s two channels, complete with control box, 12 v. D.C. supply, as new, £50, car. £1. Control £10/-, carr. 10/-.

AVO METER MODEL 7 with test leads and case, £12/10/- each, post 7/6.

BLOWERS MOTORS, 115 v. A.C., 50 or 60 c/s, 1.80 hp., 0.2 amps, 3,200 r.p.m., cont. duty, new in cartons £2/10/- each, post 5/-. Smaller type blowers 76 v. D.C., 15/-, post 2/6.

RELAYS RELAY ROTARY, 3 pole DT, contacts suitable for 10 amps. (silver), coil 12 v. D.C., new in cartons £12 each, post 2/6.

TRANS/RECEIVER UNIT Mk. 3. 12v. to 8 mc/s. RT or CW. ACW. external power supply. Complete station £9. Trans-rec only £3/10/-, carr. 15/-.

RESISTORS, Variable 3 ohm, 10 amps, 25/-, post 4/-.

ROTARY TRANSFORMERS, 24 v. input, 175 v. at 40 ma. output, 25/-, plus 2/- post. HICOR type, 12 v. input, 40 v. at 180 ma. output, 30/-, plus 4/- post. 12 v. input, 225 v. at 100 ma. output, 25/-, plus 3/- post. All the above are D.C. only.

Complete installations can be quoted for. Please write further details. List available 6d. S.A.E. for all enquiries.

W. MILLS

3-B TRULOCK ROAD, TOTTENHAM, N.17
Phone: Tottenham 9213 & 9330

MICROPHONES Type T50. Fits the palm of hand with on/off switch and lead (Electro Dynamic) 35/- each, 2/6 post. Type T17 with lead and PL55 plug, 45/-, 3/- post.

PLUGS. Standard two-way jack plug PL55 with 6ft. lead and transformer, low to high impedances, 7/6 each, plus 1/6 post. PL68 plug and jack lead assembly, 5/- each, plus 1/6 post.

CANADIAN C52 TRANS./REC. Price 1.75 to 16 mc/s. on three bands: R.T., M.C.W. and C.W. Crystal calibrator etc., power input 12 volts D.C., net gain 100, carrier car. £2/10/-, £2/10/-, £2/10/-, £2/10/-, £2/10/-, order £25, car. £2/10/-, C52 receiver only (less outer case) £8/10/-, car. 15/-, Transmitter only £7/10/-, car. 15/-, Power unit C52 rec., new £3/5/-, Used power units in working order £2/5/-, car. 10/-.

TRANSFORMERS, 230 to 115 v., isolation 300 va, £3 each, plus 5/-, 230/115 auto 300 volts, £2, post 5/-, 230 v. pri., 24 v. at 2 amp., 22/6, plus 5/-, 230/115 v. pri., 230/275 v. at 120 ma., 6.3 v. at 4 amp., 6.3 v. at 1 amp., 25/-, post 5/-.

HRO RECEIVER, Model ST. This is a famous American High Frequency superhet, suitable for CW and MCW, reception crystal filter, with phasing control, AVC, and signal strength meter. Freq. range 50 kc/s. to 30 mc/s., with set of nine coils. Receiver only in working order, £18/10/-, car. 10/-, £18/10/-, £18/10/-, £18/10/-, £18/10/-, available only with set. Power unit for HRO, 100/240 v. A.C., £2/15/-, car. 10/-.



CONVERTERS, Type Ba, 24 v. D.C., 115 v. A.C. at 1.8 amps 400 cycles, 3-phase, £6/10/- each, post 8/-.

SCANNER UNIT, AS 596/APQ.43. This modern piece of equipment made by a well-known American firm, normally for aircraft use, has a 30in. diameter parabolic reflector adjustable 180 deg. vertical and horizontal and is complete with standard waveguide couplings and rotary joints. Three powerful D.C. motors by Dalmator Company, i.e. Types SC 5, SR 2 and PM 4. Three geared motors 0.6 r.p.m. and 0-150 r.p.m., also Kollman Almagh motor type TY 971C-0460. Two solenoid contactors, small compressor unit with pressure gauge 0-30 and dehydrator unit. All the above is mounted in an aluminium casting, approx. weight 120-125 lbs. 4 Relays d.c. 24 v. 235 ohm, 4 Relays a.c. 24 v. 235 ohm, 200 c/s. 0.15% Linear Potentiometer, 1,000 ohms ± 3% Suppressors, Switches, Plugs, Sockets and assorted gears. Price £17/10/-, £2 car. and £5 deposit for returnable container.

TRANS./REC. WIRELESS SET No. 31, complete sets with aerials, headphones and mikes in working order, £10 each, plus 10/- carriage and postal-controlled, £8/10/- each. **WIRELESS SET No. 88,** 4 channel, axial-controlled, complete with all valves and stials and attachments, £10 each.

ABRAL CHANGEOVER RELAY, Londenx 24 v., 17/6 each, post 2/-.

POWER UNIT P/1A, 24 v. D.C. input, 13 amps, 300 v. D.C. @ 300 ma., 150 v. D.C. 100 ma., 12 v. @ 3 amp. complete with relay, voltage regulator and radio suppressors, £3 each, car. 12/6d., or 12 v. input, £3/10/- each.

ANTENNA SHIELD (for UPX 6) CW224/U, £5 each, carriage 10/-.

DESK TELEPHONE, 30/- each or £2/15/- per pair, post 5/-.

TEST EQUIPMENT, SGA/ARN, Transmitters, T164/AT7, AN/UMP/1A, T217A, GR, Also Modulator MD199A, GR, F1003 Training Equipment (Please write for further details on these items).

MARCONI TYPE TF-144G SIGNAL GENERATOR, Freq. 85 Kc/s-25 Mc/s., internal and external modulation, power supplies 200/250 v. A.C., price £25, car. 30/-.

RDO RECEIVER has complete metering of both RF and Audio Circuits. Calibrated Accuracy: 1% approx., Video Output: 25mv into 50 ohms. It utilises the same plug in RF tuning units as the AN/APX-1 Receiver, and is ideal suited for monitoring and measuring signals in the 28-4,000 mc range. Receiver with three tuning units covering 38-1,000 mc/s. and Panamic Adaptor. Price £150 car. 30/-.

TRANSMITTER T-217/GR, 100 watts output w.h.f., ground station transmitter £25 to 400 Mc/s. Control 38 c/s, 1,450 c/s manual or axial-controlled, £8/10/- each. Power supplies 100/230 v. A.C. Wt. 130 lbs., £100 each. Modulator unit MD-129/GR, for the above transmitter, £65, car. 30/- each.

POWER UNIT GR.49, 100/240 v. A.C. Outputs voltages 500-0-500 at 400 ma., 250-0-250 at 100 ma., 28 v. at 6 amp., 13-0-13 at 1.1 amp., 13-0-13 at 0.8 amp. and 5.25 v. at 0.3 amp. Two SUAG and one 35Z4. Fully smoothed with output terminated into a Jones plug, £8/10/- each, car. £1.

OSCILLOSCOPES, Type 1035, Cossor Mk. 1, in very good condition, £35, car. £1. Hartley type 13a, £25, car. £1.

CONTROL MOTORS, 115/115 v., 2 pole 60 c/s., output 5 watts, the tachometer 115v. 1 ph., output volts per 1,000 rev. 6 v., £3/10/-, car. 4/- each, Type B 0-10-10, 115 v. 400 c/s., £2/10/-, car. 4/- each.

TELEPHOTO UNITS (Trans-Receiver) Type CNP, Complete with tuning fork and power supplies 115 v. 50 or 60 c/s., £30, car. £2 each.

TELETYPEWRITERS, TT-1 or TGXc-2, Also AN/PGC-1 and AN/PGG-2, £35, car. £1 each.

TERMINAL UNITS, Type A.C.T. P.W.R. line feed unit and amplifier units YB 0760-768, £25 each. Repeater unit TG-30, £25 each. CF-2-B, £75 each, car. £5.



HENRY'S RADIO LTD.
303 EDGWARE ROAD, LONDON, W.2
PA Dington 1008/9
Open Mon. to Sat. 9.6. Thurs. 1 p.m.
Open all day Saturday.



(3)

NEW 1966 CATALOGUE 150 PAGES

Fully detailed and illustrated components, equipment and Hi-Fi. All types and makes. 5000 Stock lines. The Finest and most comprehensive Range available. A mine of information. Price 6/- post paid.

FREE with Catalogue, 6/- value Discount vouchers gives 2/- in pound discount on purchases.
CATALOGUE COSTS NOTHING AFTER USING VOUCHERS



(10)



(1)



(11)



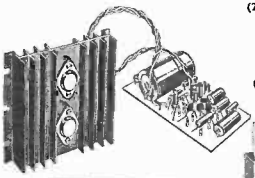
(6)



(12)



(7)



(13)




(9)



(4)



(13)



(8)



(5)



(6)

(1) ROADSTER MW/LW CAR RADIO

Supplied as Prassembled Panels. Permeability tuned superhet. Push-button wave-changer. Push-pull output. Fits any car. 7 x 4 x 2in. 12 volt (-) earth. Assembly £8/19/6, p.p. 3/6. Total cost (Speaker/Baffle)/Car Fixing Kit 20/-.

(6) VHF F.M. TUNER

Sensitive Superhet circuit. Covers 87-105 Mc/s. Geared tuning. 9volt operated. Up to 1 volt output. For valve or transistor amplifiers. 4 x 3 1/2 x 2 1/2in. Total cost £6/19/6, p.p. 2/6. to build (Cabinet assembly, 20/- extra).

(7) GLOBEMASTER MW/LW/SW PORTABLE

Full tuning on 3 wavebands. Push - button wavechanger. Superhet circuit. 1 Watt push-pull. Attractive cabinet with chrome fittings. 11 x 7 1/2 x 3 1/2in. (S.W. 17.50 m.) Total cost £8/19/6, p.p. 3/6. to build.

(11) MULTI-TUNER

PT34 1k2/volt £1 19 6
M1 2k1/volt £2 9 6
EP10K 2k1/volt £3 15 0
EP10K 10k1/volt £3 19 6
EP20K 20k1/volt £4 19 6
IT1-2 20k1/volt (illus) £4 9 6
TYS3 20k1/volt £5 19 6
EP30K 30k1/volt £6 10 0
500 50k1/volt £8 17 6
EP50K 50k1/volt £8 15 0
EP100K 100k1/volt 10 0 0

25 WATT AMPLIFIER

8 transistor plus 2-rectifier design. Output for 7 1/2 to 16 ohm speakers. 150W/m input to 33K ohm = 108 30 c/s to 20 Kc/s. For use with valve or transistor preamplifiers for 25 watts rms output—50 watts peak (overall size 2 1/2 x 2 1/2 x 6 1/2in.) Suitable for preamplifiers (9M) and (9) below. Price Built and Tested £8/16/6, p.p. 2/6. Mains Unit 79/6, p.p. 2/6.

10 AND 20 WATT MONO AND STEREO TRANSISTOR AMPLIFIERS AND PREAMPLIFIERS (7) POWER AMPLIFIER

10 watts R.M.S. output. 10 mV sensitivity, 30 c/s to 20 Kc/s. MPA10/13 to 5 ohm Speaker. MPA10/15 12 to 16 ohm Speakers. Panel size 4 1/2 x 1 1/2 x 3 1/2 size 4 x 1 1/2 in. *MPA10/3, £5/10/-, p.p. 2/6. *MPA10/15, £5/19/6, p.p. 2/6. (Mains Unit, 59/6, p.p. 2/6. State type required.)

ALL UNITS SUPPLIED BUILT AND TESTED WITH FULL DETAILS AND INSTRUCTIONS FULLY ILLUSTRATED AND DETAILED LEAFLET ON REQUEST

GARRARD DECKS—BRAND NEW FULLY GUARANTEED—WITH CARTRIDGE NOW STOCKED

1000 mono £8 10 0 AT9 stereo £8 0 0 AT70 lens cart. £11 10 0 AT9 mono £8 8 0
2000 stereo £8 18 0 AT92 lens cart. £10 11 0 AT70 stereo £11 19 0
2000 mono £8 19 0 AT92 mono £11 19 0 AT70 stereo £11 19 0
2000 stereo £7 18 0 AT92 stereo £11 19 0 AT70 stereo £11 19 0
3000H stereo £8 19 0 RP22 Derrin £13 19 0 AT1180 lens cart. £20 0 0 (P. & P. by order)

(8) MINIATURE OSCILLOSCOPE MODEL OT52

High sensitivity 'scope, fully portable with Mullard DG7/5 2 1/2in. tube. 10 c/s to 40k c/s. FREE running Time Base. Single Sweep. Pulse Monitoring 50 msec. to 0.1u sec. Y Plate Sensitivity 40 v. per cm. 3 dB 25 c/s. to 2 Mc/s and up to 35 dB Gain on Amplifier. Full Input Facilities and Controls. 110 to 250 volt A.C. mains operated. Complete in portable case with leads. in new condition.

£22.10 Carr. & Pkg. 0/-
FREE FULL HANDBOOK AND CIRCUIT

(13) TRANSMITTER/RECEIVERS

★ Up to 3 mile range. Price per pair £7/19/6, p.p. 2/6.
★ Up to 5 miles. Price per pair £22/10/-, p.p. 3/6.
★ P.P. Wireless Microphone, £15

(5) REGENT-6 MW/LW POCKET SET

6 transistor Superhet, geared tuning. Push - pull output. Attractive cabinet 5 x 3 x 1 1/2in. Total cost 85/-, p.p. 2/- to build

(4) SINCLAIR DESIGNS

Micro FM (VHF) Kit £2 19 6
Micro 6 (MW) Kit. £2 19 6
Silicone (FM) Kit. £2 9 6
X20 Kit (Mains) £7 19 6
X20 Built Unit 99/6 £9 19 6
Z12 Built £4 9 6
(Z12 Mains Unit, 54/-)

(3) 5-WATT AMPLIFIER

6 Transistor, push-pull to 3 ohms. 6 mV to 1 k input. 12.18 volts operated. Size only 2 1/2 x 2 1/2 in. 25 c/s to 16 k c/s. Ideal general purpose sensitive amplifier with 5 watts RMS output. Built and Tested 79/6, p.p. 2/6. (Optional mains unit, 54/-)

(15) NEW MW/LW TUNER SUPERHET TO BUILD

MW/LW Superhet tuner. Output up to 1 volt peak. Full coverage with excellent sensitivity and selectivity. 9 volts operated. Complete with front panel, etc. Total cost build 79/6, p.p. 2/-.

SPECIAL OFFER

DEAC Rechargeable Batteries. (A) 3.6 volt 500 mA/H, 1 1/2 x 1 1/2 in. Price 12/6, p.p. 1/6.
(B) 9.6 volt 225 mA/H, 2 1/2 x 1 1/2 in. dia. Price 20/-, p.p. 1/6.
BRAND NEW STOCKS

(12) BUILD A QUALITY TAPE RECORDER THREE-SPEED RECORDERS

Using New '363' Decks.
★ TWO TRACK Deck £10/10/- Amplifier £11/11/- Cabinet and Speaker £5/5/- Complete kits with FREE 7in 1200ft. tape, spare spool and Acco 40 Microphone, £26, p.p. 8/6.
★ FOUR TRACK Deck £13/10/- Amplifier £12/12/- Cabinet and speaker £5/5/- Complete kits with FREE 7in 1200ft. tape, spare spool and Acco 40 Microphone, £30, p.p. 8/6.

FREE New 16-page valve transistor receiver and quartz crystal catalogue on request.

QUARTZ CRYSTALS

1 mcs. HCGU (miniatur) 20/-
100 Kc/s 3 pin 25/-
100 Kc/s Octo 25/-
500 Kc/s 25/-
100 Kc/s + 1 Mc/s 19/6
HCGU 6/12 volt 90° oven 12/6

(10) NOMBEX TEST EQUIPMENT

150 Kc/s-250 Mc/s. RF Generator £9 10 0
Resistance/Capacitance auto Bridge £8 5 0
Transistored Power £6 10 0
10 c/s-10 Kc/s Audio Generator £16 15 0
Sensitised Inductance auto Bridge £18 0 0

(9M) MONO PREAMPLIFIER

For 10 watt or 25 watt amplifiers Full range of controls. 8 inputs from 1 1/2 mV. Sel. Treble/Bass/Freq. Vol. Controls. For use with Valve or Transistor Amplifiers. 150 mV. RMS output. Size 9 x 2 1/2 in. *MP2 £3/10/-, p.p. 2/- (Front panel 8/6).

(9) STEREO PREAMPLIFIER

Two Channel Preamplifier for (2) 10 watt or 25 watt amplifiers. 8 inputs per channel. Sel./Treble/Bass/Balance/Vol./etc. Controls. 1 1/2 mV. input. For P.U.'s, Tuner, Tape, mic. etc. Size 9 x 3 1/2 x 1 1/2 in. *SP £10/19/6, p.p. 3/6. (Front Panel 12/6.)

ALL UNITS SUPPLIED BUILT AND TESTED WITH FULL DETAILS AND INSTRUCTIONS FULLY ILLUSTRATED AND DETAILED LEAFLET ON REQUEST

GARRARD DECKS—BRAND NEW FULLY GUARANTEED—WITH CARTRIDGE NOW STOCKED

1000 mono £8 10 0 AT9 stereo £8 0 0 AT70 lens cart. £11 10 0 AT9 mono £8 8 0
2000 stereo £8 18 0 AT92 lens cart. £10 11 0 AT70 stereo £11 19 0
2000 mono £8 19 0 AT92 mono £11 19 0 AT70 stereo £11 19 0
2000 stereo £7 18 0 AT92 stereo £11 19 0 AT70 stereo £11 19 0
3000H stereo £8 19 0 RP22 Derrin £13 19 0 AT1180 lens cart. £20 0 0 (P. & P. by order)

ALL MAKES OF HIGH FIDELITY EQUIPMENT IN STOCK. VISIT OUR HI-FI ROOM. LET US QUOTE FOR YOUR REQUIREMENTS FOR EQUIPMENT AND COMPONENTS.


'ELEGANT SEVEN' MK. II

POWER SUPPLY KIT to purchasers of Elegant Seven parts, incorporating mains-transformer, etc. A.C. mains 200-250 v. Output 9 v. 50 mA 7/16 extra.

COMBINED PORTABLE & CAR RADIO. The Radio with the STAR features 4in. SPEAKER.

- ★ 7-transistor superhet. Output 350mW.
- ★ Wooden cabinet fitted handle with silver coloured fittings. Size 12 $\frac{1}{2}$ in. x 8 $\frac{1}{2}$ in. x 3 $\frac{1}{2}$ in.
- ★ Horizontal tuning scale, size 1 $\frac{1}{2}$ in.
- ★ 2 $\frac{1}{2}$ in. in silver and black lettering.
- ★ All stations clearly marked.
- ★ Ferrite-rod internal aerial.
- ★ I.F. Neutralization on each stage. 460 kc/s.
- ★ D.C. coupled output stage with separate A.C. negative feedback.
- ★ All components ferrite rod and tuning assembly mounted on printed board.
- ★ Operated from PP3 battery.
- ★ Full comprehensive instructions and point-to-point wiring diagrams.
- ★ Printed circuit board, blank printed with all component values.
- ★ Fully tunable over medium and long waveband.
- ★ Car aerial socket.
- ★ Full after-sale service.

Parts list and circuit diagram 2/6. Free with parts.



ONLY

£4.4.0

Plus 6/6 P. & P.



plus 7/6 P. & P.

£11.1.0

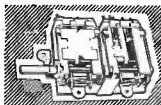
'MAYFAIR' 5-Transistor TAPE RECORDER

Capstan-driven, battery operated. 7 $\frac{1}{2}$ and 3 $\frac{1}{2}$ i.p.s. Precision made. Push-button controls. High quality 2 $\frac{1}{2}$ in. speaker. Push-pull circuit. Output 400 mW. Frequency response: 200-1,000 kc/s. Fast rewinding. Up to 1 hour twin track playing time. Automatic erasing for re-recording. Dimensions: 8in. x 1 $\frac{1}{2}$ in. x 3 $\frac{1}{2}$ in. Weighs only 7lb.

40W. FLUORESCENT LIGHT KIT

Incorporating GEC Choke size 8 $\frac{1}{2}$ in. x 1 $\frac{1}{2}$ in. x 1 $\frac{1}{2}$ in., 2 bi-pin holders. **11/6**

Similar to above: 80W. Fluorescent Light Kit incorporating GEC choke size 1 $\frac{1}{2}$ in. x 1 $\frac{1}{2}$ in. x 1 $\frac{1}{2}$ in. **17/6** P. & P. 5/6.



CYLDON A.M./F.M. PERMEABILITY TUNER FOR ALL TRANSISTOR OPERATION

Size 2 $\frac{1}{2}$ in. x 2 $\frac{1}{2}$ in. approx. By famous manufacturer, A.M.-I.F. 470 kc/s. F.M.-I.F. 10.7 Mc/s. A.M. coverage from 1,630 kc/s.-525 kc/s. F.M. coverage 108 Mc/s.-88 Mc/s. Circuit diagram 2/6. FREE with Tuner. 1st, 2nd, and 4th A.M.-I.F.'s, V.H.F. Osc. choke A.T. 0. P. & P. 10.0

All the above are the R.F. and an A.M.-I.F. receiver car. The above items: **£2.1.0**

SILICON RECTIFIERS 250 v. P.I.V. 750 milliams. Six for 7/6, post paid.

BSR MONARCH UA16 With FUL-FI HEAD

4-speed, plays 10 records, 12in., 10in. or 7in. at 16, 33, 45 or 78 R.p.m. Intermixes 7in., 10in., and 12in. records of the same speed. Has manual play position; colour, brown. Dimensions: 12 $\frac{1}{2}$ x 10 $\frac{1}{2}$ in. Space required above baseboard 4 $\frac{1}{2}$ in., below baseboard 2 $\frac{1}{2}$ in. Fitted with Ful-Fi turn-over crystal head. **£4.19.6** P. & P. 7/6.

G.E.C. FLAT HEATER ELEMENT



Can be used for wash boilers, washing machines etc. Five or six elements can be used in parallel to give 2,500/3,000 watts. Size 5 $\frac{1}{2}$ in. x 1 $\frac{1}{2}$ in., copper enclosed, 2/6 ea. P. & P. 1/-. 4 or more post paid.



MAGNAVOX COLLAR

See of three Deck Tapes. These are made for 110 v. but suitable auto. transformer is supplied. Three motors. 3/6, P. & P. 6/-.

R & TV FIRST QUALITY PVC TAPE

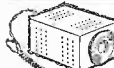
5 $\frac{1}{2}$ in. Std. 850ft.	9/-	5in. L.P. 850ft.	10/6
7in. Std. 1200ft.	11/6	3in. T.P. 600ft.	10/6
3in. L.P. 2400ft.	4/-	5in. T.P. 1800ft.	32/6
5 $\frac{1}{2}$ in. L.P. 1200ft.	11/6	5in. L.P. 2400ft.	32/6
7in. L.P. 1800ft.	18/6	7in. T.P. 3600ft.	42/6

P. & P. on each 1/6, 4 or more post free.

TRANSISTORISED SIGNAL GENERATOR

Size 5 $\frac{1}{2}$ in. x 3 $\frac{1}{2}$ in. x 1 $\frac{1}{2}$ in. For I.F. and R.F. alignment and A.F. output. 700 kc/s frequency coverage 460 Kc/s to 2 Mc/s. in switched frequencies. Ideal for alignment to our Elegant Seven and Musette. Built and tested. **39/6**

P. & P. 3/6.



POWER SUPPLY KIT

In metal case, size 3 $\frac{1}{2}$ in. x 2 $\frac{1}{2}$ in. x 2in. incorporating mains transformer, rectifier and condensers. 230/250 A.C. Mains. Output: 9V. 100 mA. Price 10/6 plus 3/- P. & P.

OSCILLOSCOPE for D.C. & A.C. Applications


Push-pull X amplifier; Fly-back suppression; Internal Time-base Scan Wave form available for external uses; pulse output available for checking TV line O/P Transmitters, etc. Provision for external I/P and C.R.T. Brightness Modulation. A mains 200/250 v., £18/10/-, P. & P. 10/-, FULL 12 MONTHS' GUARANTEE INCLUDING VALVES and TUBE.

3 to 4 WATT AMPLIFIER KIT.

Comprising chassis 8 $\frac{1}{2}$ in. x 2 $\frac{1}{2}$ in. x 1 $\frac{1}{2}$ in. Double wound mains transformer, output transformer, Volume and tone controls, resistors, condensers, etc. 6V6, ECC81 and metal rectifier. Circuit 1/6, free with kit. 29/6 plus 4/6 P. & P.


RINGO BURLAR ALARM

A.C. Mains 200/250 v. Fire salvage. Lightly tarnished. List price 7 gns. Our price complete with double gong bell, five micro switches and full instructions. **49/6**



FIXED FREQUENCY SIGNAL GENERATOR

Crystal control in metal case, size 10in. x 6in. x 6in. Incorporating 2 FC13 valves, mains transformer, metal rectifier, choke, indicator lamp, crystal and numerous components. Modulated and unmodulated output sockets. Originally used for I.T.V. frequencies. Brand new, 39/6, plus 7/- P. & P. A.C. Mains 200/250 volts.



RADIO AND T.V. COMPONENTS (ACTON) LTD.

Goods not despatched outside U.K. All enquiries stamped addressed envelope. Terms C.W.O.

21A HIGH STREET, ACTON, LONDON, W.3
SHOP HOURS 9 a.m.-6 p.m. EARLY CLOSING WEDNESDAY

THERMOSTATS

Type "A" 15 pins for controlling room heaters greenhouse, airing cupboard. Has spindle for remote leads quickly adjustable from 30°-90°-9.6, plus 1/2 post. Suitable box with mounting. Price £1 1/2.

Type "B" 15 pins. This is a 17in. long rod type made by the famous Sumico Co. Spindle adjustable from 20-90°. Interval screw allows the setting to be made adjustable over 20° to 100°. Suitable for controlling furnace, covers silica immersion heater or to make flame-start or fire alarm. 8.6in. plus 1/2 post and insurance.

Type "C" is a small porcelain thermostat as fitted to the standard 1 1/2amp setting adjustable by screw through side. 2/6, £ 6, 1/2.

Type "D" We call this the thermostat of the era and out of season freezing point. 3/2 amp. Has many uses, one of which would be to keep the left pipe from freezing if a burst of our latest kit wire (10-10) is wound round the pipes. 7/6. R. & P. 1/1. This is a standard refrigerator thermostat.

WALL MOUNTING THERMOSTAT
By Ryobulac, intended for use to control tubular air in any type of space heaters indoors or in a greenhouse—adjustable over 40-100 complete with mounting screw. 2/6, plus post 2/9 (normal price of least twice this).

TRANSISTOR BARGAIN

With carrying handle size 2 1/2in. x 3in. x 2 1/2in. Strongly made from best wood-encased covered two-tone fabric—looks very smart, suitable for receiver—amplifier—extension speaker, etc.—Originally priced at 2/6—now offered this month at only 15/- plus 2/- post and insurance, also comes free with it is a printed circuit board to suit H and building instructions for fine two-way radio. Don't miss this special offer!

TAPE RECORDER BARGAINS

Capstan Driven, 5 Transistors
SPECIFICATION—300-700 c.p.s.—400 m.p.s. output—double track—win speed (11 and 7 1/2) feet, record time—50m. plus 10m. plus 10m. plus 10m. Complete with batteries, microphone—playing with standard tape, weight 7 lb. Size 8 1/2 x 11 x 3 1/2 in. Complete with batteries, microphone—tape loop and instruction manual. Nothing to worry you if you use a good tape and a good clean. Demonstration gladly given at our Crystal Sound Special Sale Price 15/0 £11/11/-, post and insurance 6/6.

THE "MINY"

Best of the special device machine remote control on cable, battery operated 22/10/6 plus 6/- post and ins.

TRANSISTOR SET CASE

Very modern cream cabinet, size 4 1/2 x 3 1/2 in. with chrome handle, tuning knob and cable. Price 4/6, plus 2/- postage.

GANGED POTS

Blurred type and size with good length of cable—made by Marquette. Last price is 10/- each lot if you get 1000—now you can have them at 12/- dot, for 1/6 each if you get 10000. Polystyrene case in stock, all sizes—6K—1K—10K—100K—500K—1000K will use and insulate, post 2/9 on lot basis. (then 1/- per dot, 4 dot, or more post free).

SIMMERSTAD HEATER REGULATOR

Suitable to control elements, heater, soldering iron on 230V, heating range up to 5500 watts. Complete, adjustable, normal price 65/- each, special sale price 12/6, plus 2/- postage and insurance.

ARMCHAIR CONTROL UNIT

Remote Control— for Philips, Kelvinator, Cosmo, T.V. sets but also adaptable to most others, and to model control. Complete with 31 switches, two aerials and components including 1000000 Ohm 1/2W resistors. 10.8/6. Knobs 10 way plus—11 set, 7 way cable etc., etc. Last price 22/6, now for only 12/6, plus 2/- post and insurance.

When postage is not definitely stated as an extra then orders over £3 are post free. Below £3 add 2/6.

In the Dark INFRA-RED BINOCULARS

These infra red from a high voltage source will enable objects to be seen in the dark, giving the objects the same as in the rays of an infra-red beam. Each eye tube contains a non-toxic light cell, one system as well as the infra-red cell. These optical glasses can be used as lenses for T.V. cameras—light cell, etc. (details supplied). The binoculars form part of the Army night viewing (Cable) equipment. They are unusual and believed to be the good working order, but sell out very fast. Price 22/10/6 plus 1/- carriage and insurance. Hand-book 2/6.

AMPLIFIER BARGAIN—NOT BEATABLE 750 mW TRANSISTOR AMPLIFIER

4 transistors including two in push-pull output for crystal or magnetic microphone or pick-up—feed back loop—sensitivity 5 mV. Price 19/0. Post and ins. 2/6. Speakers 12in. 12.6; 6in. 13.6; 6in. x 4in. 14.6.

STUPENDOUS OFFER—£11 for £2

The Princess superb described below is a very fine Hi-Fi set that has been most carefully designed for high performance. Only recently traded another name of control this was an offer in many radio shops, for £10/10/6, but we have been fortunate in obtaining the parts at a very low price and now have this saving on to you. If you get not quickly you can purchase this for only 39/6 plus 2/- post and insurance. Note these features: ● Long and Medium Wave ● Long clear dial with travelling pointer and slow motion drive ● Push-pull output approximately 300 m.w. ● A.V.C. and feed back ● Dual control 71/2, I.F.T. transformers ● High selectivity ferrite nuclei ● Six tested and guaranteed transistors ● Back printed circuit board for fool-proof assembly ● Economy output circuit drives long life from P.P. battery ● Permanent magnet motor coil speaker ● Cabinet size 4 1/2 in. x 3 in. x 7 1/2 in. with carrying strap.

You get over 80 parts (list value over £10). In fact everything you need and can do following with all wiring instructions. Don't miss this wonderful offer. Make up several while you have the chance. Use them as presents and you'll be loved for ever. Battery 1/6 extra. Data accurately 2/6.

INFRA-RED HEATERS

Make up one of these latest type heaters. Ideal for bathroom, etc. They are simple to make from our easy-to-follow instructions—use silica enclosed elements designed for the control infra-red wavelength (2 microns). Price for 200 watts element, all parts, metal casing as illustrated, 21/6, plus 2/9 post and ins. Pull switch 3/6 extra.

THIS MONTH'S SNIP

GARRARD 1000 RECORD CHANGER

One of the latest record changers that this famous company make—Automatic selection of records which may be mixed—easy plus be played manually. Finger tip adjustment of stylus pressure. Fitted with mood-hood—both pickup wheel for stereo—with the 3000 A.C. motor—suitable speed required 141 x 3 1/2 x 4 1/2 in. Price and 1/2 in. below. DON'T MISS THIS SPECIAL SNIP, ONLY 25/5/6. (Post and ins. 7/6).

BARGAIN FOR EXPERIMENTERS & CONSTRUCTORS

Printed circuit board with 16 page booklet of results and projects, neat and durable, laminated copper clad board, etching fluid etc., etc. all for 7/6 plus 2/- post.

MAINS POWER PACK

MAINS POWER PACK designed to operate transistor sets and amplifiers. Adjustable output 7.5-40 to 12 V. for up to 500 mA. (takes 10 wires). Taps on the plate of any of the following batteries: PH1, PH2, PH3, PH7, PH9 and others. Kit comprises mains transformer-rectifier, smoothing and load resistor, 6,000 and 500 mfd. condenser, german diode and instructions. Best slip at only 1/6 plus 2/- post.

ANOTHER BRANCH FOR CALLERS

102/3 TAMWORTH ROAD, CROYDON, SURREY (Opp. West Croydon Station)

ELECTRONICS (CROYDON) LIMITED

102/3 TAMWORTH ROAD, CROYDON, SURREY (Opp. West Croydon Station)
266 LONDON ROAD, CROYDON, SURREY (Opp. ABC Cinema, West Croydon)

post orders to: Dept. WW, SPRINGFIELD ROAD, EASTBOURNE, SUSSEX

FLOURESCENT CONTROL KITS

Our 60-watt kit for 6ft. fluorescent tube is the best money can buy. It contains latest slim line (easy to hide away) choke made by one of England's largest companies—starter—tube end—two chrome clips. All wired up ready-to-fit in a 10 1/2 by with just a few screws—and it's guaranteed for three years—price only 22/-, complete plus 3/9 post and insurance, complete as listed but not wired up 22/6, plus 3/9.

OTHER SIZES:
12in. 20 watt wired 22/6 plus 3/9
12in. 40 watt wired 25/- plus 3/9
24in. 40 watt wired 19/6 plus 3/9
4ft. 40 watt wired 19/6 plus 3/9

SEED AND PLANT RAISING

The first this year. Hot heating wire and transformer. Suitable for standard size garden frame, 12/6, plus 2/6 post and insurance.

SOUND POWERED TELEPHONES

These require no batteries, in fact they have only to be connected by a pair of wires. They can thus be fitted into existing bell circuits. Results are extremely good and maintenance costs are nothing. Will bracket not include, 15/- each, 2/9 post. Two post free.

SPEAKER BARGAIN

12in. High fidelity speaker, 1500 Hz. permanent magnet type. Size whether 30-15 ohm speaker coil. Suitable up to 10 watts. Brand new, by Remo, makes. Price 22/6, plus 2/9 post and insurance.

Waterproof Heater Wire

16 yds. length 70 watts. Self regulating temperature control, 10/- post free.

FOUR- STATION INTERCOM.

Will save time and improve efficiency. Ideal in home-office-shop—surgery, etc. Complete outfit comprises Matter unit and three individual units each of which can call the master and have full two-way working. No wiring problems as units fitted with 600V. twin line and one line sockets. Also included a packet of stickers and battery. Nothing else to buy—27/10/6, plus 4/9 post and insurance.

FINE TUNERS

50 ft with long spigule as illustrated, 1/6, 1/6, 1/6. Twin 50 ft out of the cloth long spigule, 2/6, or 2/6 dot.

SHEET PAXOLIN

Ideal for transistor projects. Special offer for 10 panels 6x8in. 5/-

OZONE OUTFIT

Generally improving air, especially anti-stress 6ft complete of Purple ozone lamp and infra-red unit, only needs box. 10/6, plus 2/- postage out insurance.

TIMER KITS.

Special offer of all component reset metal box to make multi operating interval timer for photography, etc. 12/6, plus 2/- post.



All components used in our receivers may be purchased separately if desired. Parts price lists and complete build plans available separately at 5p per sheet.

OVERSEAS POST 10p.

NEW TRANSONA FIVE

* 7 Stages - 5 transistors and 2 diodes. Covers M. and L. Waves and Traveller Bands. Incorporating ferrite rod aerial, tuning condenser, volume control, and sweep type fine tone super 1000ohm 22m. speaker, attractive case. Size 6 1/2 x 4 1/2 x 1 1/2 inches. **42/6** P. & P. 3/6. Total cost of all parts **NOW ONLY 42/6** (Free with kit).



POCKET FIVE

* 7 Stages - 5 transistors and 2 diodes. Covers Medium and Short Waves and Traveller Bands, a feature usually found in only the most expensive models. On test. Home, Light, Daylight and some Continental stations were received loud and clear. Excellent metal superpermeable ferrite rod aerial and fine tone 22m. speaker and speaker, built into leather look case with twin speaker grille. Size 5 1/2 x 4 1/2 x 3/16. (Uses 12SR battery, available separately). **42/6** P. & P. 3/6. Total cost of all parts **NOW ONLY 42/6** (Free with kit). Parts price list and complete build plans 1/6. (Free with kit).



ROAMER SIX NEW!!

* 8 Stages - 6 transistors and 2 diodes. * 8 wavebands. * Now with Ferrite interlocking R.F. transistors. Listen to stations half a world away with little 6 waveband antenna. Tunable on M. and L. Waves, Traveller Bands and three short waves. Push pull output. Super ferrite rod aerial and telescopic aerial for short waves. The grade transistors, 2-band speaker, handsome case with grille fitting. Size 7 1/2 x 4 1/2 x 1 1/2. * Extra band for existing tuning of LUX, etc. **43/10** P. & P. 3/6. Total cost of all parts **NOW ONLY 43/10** (Free with kit). Carrying strap 1/6 extra. P. & P. 3/6.



NEW!! ROAMER SEVEN MK. IV

7 WAVEBAND PORTABLE OR CAR RADIO
AMAZING PERFORMANCE AND SPECIFICATION
* NOW WITH PHILIPS HIGH-LEVEL R.F. TRANSISTORS.
* Fully tunable on all wavebands.
* 9 stages - 7 transistors and 2 diodes.
Covers M. and L. Waves, Traveller Band and three Short Waves including 15 meters. Push-pull output for sound-filling volume from rich 7000 7 x 4" speaker. All spaced around ferrite condenser. Ferrite rod aerial. Waves and telescopic aerial for S. Waves. Real leather look case with grille and shoulder and hand straps. Size 7 x 5 x 1 1/2. approx. The perfect portable and the ideal car radio. (Uses PPT battery, available separately).
* Extra band for existing tuning of other stations, etc.
Total cost of all parts **NOW ONLY 45/10** P. & P. 6/6. Parts price list and complete build plans 2/6. (Free with kit).



SUPER SEVEN

* 9 Stages - 7 transistors and 2 diodes. Covers M. and L. Waves and Traveller Band. The ideal radio for home, car or can be fitted with carrying strap for outdoor use. Completely portable - built-in ferrite rod aerial for wonderful reception of distant frequencies of R.F. stations, push-pull output, 5m. speaker with drive base speaker. Size 7 1/2 x 5 1/2 x 1 1/2. (Uses 9 v. battery, available separately). **43/10** P. & P. 3/6. Total cost of all parts **NOW ONLY 43/10** (Free with kit). P. & P. 3/6. Parts price list and complete build plans 2/6. (Free with kit).




NEW!! TRANSONA SIX

* 8 stages - 6 transistors and 2 diodes. A top performance receiver covering full M. & L. Waves and Traveller Bands. Push-pull output. All-grade speaker unless listening a pleasure. Ferrite rod aerial. Shaded stations listed in our exciting Listening Handbook loud and clear. Attractive case in grey with twin grille. Size 6 1/2 x 4 1/2 x 1 1/2. (Uses PPT battery, available separately). Total cost of all parts **59/6** P. & P. 3/6. Parts price list and complete build plans 2/6. (Free with kit).



MELODY SIX NEW!!

* 8 stages - 6 transistors and 2 diodes. Our latest complete portable transmitter receiver covering M. and L. waves. Incorporates pre-amplified circuit board, 5m. battery drive speaker, top grade transistors, volume control, tuning condenser, wave change slide switch, sensitive tin, ferrite rod aerial, push-pull output. Wonderful reception of B.B.C. Home and Light, 90m, and many Continental stations. Handsome leather look jacket case outside 01 x 21 x 1 1/2 inches, with grille speaker grille and hand and shoulder straps. Total cost of all parts **43/6** P. & P. 3/6.

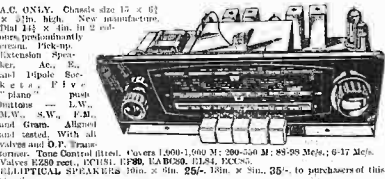


SEND S.A.E. for list of COMPONENT BARGAINS

RADIO EXCHANGE

61 HIGH ST., BEDFORD. Phone: 52367
Callers side entrance Barriatts Shoe Shop. Weekdays 9-5 p.m. Sat. 9-12.30

BRAND NEW AM/FM (V.H.F.) RADIOGRAM CHASSIS AT £15.15.0 (GARRIAGE PAID)



A.C. ONLY. Overall size 12 x 8 1/2 x 3 1/2 inches. New manufacture. Size 11 1/2 x 8 1/2 in. in 2 inches. 1000 ohm 22m. speaker. Attractive case. 1000 ohm 22m. speaker. Attractive case. 1000 ohm 22m. speaker. Attractive case.

TERMS: £3/10/- down and 6 monthly payments of £2/4/- Total £31/10/-
NEW 0 PUSHBUTTON STEREOGRAM CHASSIS
M.W., S.W.L, WAVE, V.H.F., Ultra, Stereo Gram. Two separate channels for Stereo Gram, with balance control. Also operates with two speakers on Radio. Chassis size 11 1/2 x 8 1/2 x 1 1/2 inches. With 4m. speaker. 1000 ohm 22m. speaker. Attractive case. 1000 ohm 22m. speaker. Attractive case. 1000 ohm 22m. speaker. Attractive case.

8 WATT PUSH-PULL O.P. AMPLIFIER £5.50 (6/- cart.)



200-240 A.C. mains, base, treble and vol. control. £7/20, R.C.S. and 2-EL54. Overall size 12 1/2 x 8 1/2 x 1 1/2 inches. With 4m. speaker. 1000 ohm 22m. speaker. Attractive case. 1000 ohm 22m. speaker. Attractive case. 1000 ohm 22m. speaker. Attractive case.

Send 6d. for 20-page illustrated catalogue. All New Goods. Delivered by return.

We regret we cannot export overseas orders.

GLADSTONE RADIO

86 ELMS ROAD, ALDRERSHOT, HANTS. Aldershot 22240. (L. unit, from Station and buses). Closed Wednesday afternoon.

TECHNICAL TRAINING by ICS IN RADIO, TELEVISION AND ELECTRONIC ENGINEERING

First-class opportunities in Radio and Electronics await the ICS trained man. Let ICS train YOU for a well-paid post in this expanding field. ICS courses offer the keen, ambitious man the opportunity to acquire, quickly and easily, the specialized-training so essential to success. Diploma courses in Radio/TV Engineering and Servicing, Electronics, Computers, etc. Expert coaching for:

- * INSTITUTION OF ELECTRONIC AND RADIO ENGINEERS.
- * C. & G. TELECOMMUNICATION TECHNICIANS' CERTS.
- * C. & G. SUPPLEMENTARY STUDIES.
- * R.T.E.B. RADIO AND TV SERVICING CERTIFICATE.
- * RADIO AMATEURS' EXAMINATION
- * P.M.G. CERTIFICATES IN RADIOTELEGRAPHY.

Examination Students Coached until Successful.
NEW SELF-BUILD RADIO COURSES
Build your own S-wave receiver, transistor portable, signal generator and multi-test meter—all under expert tuition.

POST THIS COUPON TODAY and find out how ICS can help YOU in your career. Full details of ICS courses in Radio, Television and Electronics will be sent to you by return mail.

MEMBER OF THE ASSOCIATION OF BRITISH CORRESPONDENCE COLLEGES.

INTERNATIONAL CORRESPONDENCE SCHOOLS
(Dept. 222), Intertext House, Parkgate Road, London, S.W.11.

CORRESPONDENCE SCHOOLS

NAME _____

ADDRESS _____
Block Capitals Please

A WHOLE WORLD OF KNOWLEDGE AWAITS YOU!

3.66

BENTLEY ACOUSTIC CORPORATION LTD.

38 CHALCOT ROAD, CHALK FARM, LONDON, N.W.1
THE VALVE SPECIALISTS Telephone PRIMROSE 7090
ALL GOODS LISTED BELOW IN STOCK

4442	8.0	7147	5.0	D1174	2.0	EW71	15.0	Q1047	7.0-	MIDGHT
4402	8.0	7267	12.0	DK40	15.00	Q1380	0.0	R10	14.0	SILICON
4424	8.0	8076	8.0	DP24	8.0	Q1414	7.0-	R14	18.0	ELECTR
4425	8.0	8078	7.0	DP48	0.0	Q1438	8.0	R19	6.0	type
4426	8.0	8081	9.0	DP48	0.0	Q1438	8.0	R19	6.0	BY100
4427	8.0	8082	12.0	DP70	5.0	Q1438	8.0	R21	2.0	Output
4428	8.0	8083	12.0	DP70	5.0	Q1438	8.0	R21	2.0	type
4429	8.0	8084	12.0	DP70	5.0	Q1438	8.0	R21	2.0	BY100
4430	8.0	8085	12.0	DP70	5.0	Q1438	8.0	R21	2.0	type
4431	8.0	8086	12.0	DP70	5.0	Q1438	8.0	R21	2.0	BY100
4432	8.0	8087	12.0	DP70	5.0	Q1438	8.0	R21	2.0	type
4433	8.0	8088	12.0	DP70	5.0	Q1438	8.0	R21	2.0	BY100
4434	8.0	8089	12.0	DP70	5.0	Q1438	8.0	R21	2.0	type
4435	8.0	8090	12.0	DP70	5.0	Q1438	8.0	R21	2.0	BY100
4436	8.0	8091	12.0	DP70	5.0	Q1438	8.0	R21	2.0	type
4437	8.0	8092	12.0	DP70	5.0	Q1438	8.0	R21	2.0	BY100
4438	8.0	8093	12.0	DP70	5.0	Q1438	8.0	R21	2.0	type
4439	8.0	8094	12.0	DP70	5.0	Q1438	8.0	R21	2.0	BY100
4440	8.0	8095	12.0	DP70	5.0	Q1438	8.0	R21	2.0	type
4441	8.0	8096	12.0	DP70	5.0	Q1438	8.0	R21	2.0	BY100
4442	8.0	8097	12.0	DP70	5.0	Q1438	8.0	R21	2.0	type
4443	8.0	8098	12.0	DP70	5.0	Q1438	8.0	R21	2.0	BY100
4444	8.0	8099	12.0	DP70	5.0	Q1438	8.0	R21	2.0	type
4445	8.0	8100	12.0	DP70	5.0	Q1438	8.0	R21	2.0	BY100
4446	8.0	8101	12.0	DP70	5.0	Q1438	8.0	R21	2.0	type
4447	8.0	8102	12.0	DP70	5.0	Q1438	8.0	R21	2.0	BY100
4448	8.0	8103	12.0	DP70	5.0	Q1438	8.0	R21	2.0	type
4449	8.0	8104	12.0	DP70	5.0	Q1438	8.0	R21	2.0	BY100
4450	8.0	8105	12.0	DP70	5.0	Q1438	8.0	R21	2.0	type
4451	8.0	8106	12.0	DP70	5.0	Q1438	8.0	R21	2.0	BY100
4452	8.0	8107	12.0	DP70	5.0	Q1438	8.0	R21	2.0	type
4453	8.0	8108	12.0	DP70	5.0	Q1438	8.0	R21	2.0	BY100
4454	8.0	8109	12.0	DP70	5.0	Q1438	8.0	R21	2.0	type
4455	8.0	8110	12.0	DP70	5.0	Q1438	8.0	R21	2.0	BY100
4456	8.0	8111	12.0	DP70	5.0	Q1438	8.0	R21	2.0	type
4457	8.0	8112	12.0	DP70	5.0	Q1438	8.0	R21	2.0	BY100
4458	8.0	8113	12.0	DP70	5.0	Q1438	8.0	R21	2.0	type
4459	8.0	8114	12.0	DP70	5.0	Q1438	8.0	R21	2.0	BY100
4460	8.0	8115	12.0	DP70	5.0	Q1438	8.0	R21	2.0	type
4461	8.0	8116	12.0	DP70	5.0	Q1438	8.0	R21	2.0	BY100
4462	8.0	8117	12.0	DP70	5.0	Q1438	8.0	R21	2.0	type
4463	8.0	8118	12.0	DP70	5.0	Q1438	8.0	R21	2.0	BY100
4464	8.0	8119	12.0	DP70	5.0	Q1438	8.0	R21	2.0	type
4465	8.0	8120	12.0	DP70	5.0	Q1438	8.0	R21	2.0	BY100
4466	8.0	8121	12.0	DP70	5.0	Q1438	8.0	R21	2.0	type
4467	8.0	8122	12.0	DP70	5.0	Q1438	8.0	R21	2.0	BY100
4468	8.0	8123	12.0	DP70	5.0	Q1438	8.0	R21	2.0	type
4469	8.0	8124	12.0	DP70	5.0	Q1438	8.0	R21	2.0	BY100
4470	8.0	8125	12.0	DP70	5.0	Q1438	8.0	R21	2.0	type
4471	8.0	8126	12.0	DP70	5.0	Q1438	8.0	R21	2.0	BY100
4472	8.0	8127	12.0	DP70	5.0	Q1438	8.0	R21	2.0	type
4473	8.0	8128	12.0	DP70	5.0	Q1438	8.0	R21	2.0	BY100
4474	8.0	8129	12.0	DP70	5.0	Q1438	8.0	R21	2.0	type
4475	8.0	8130	12.0	DP70	5.0	Q1438	8.0	R21	2.0	BY100
4476	8.0	8131	12.0	DP70	5.0	Q1438	8.0	R21	2.0	type
4477	8.0	8132	12.0	DP70	5.0	Q1438	8.0	R21	2.0	BY100
4478	8.0	8133	12.0	DP70	5.0	Q1438	8.0	R21	2.0	type
4479	8.0	8134	12.0	DP70	5.0	Q1438	8.0	R21	2.0	BY100
4480	8.0	8135	12.0	DP70	5.0	Q1438	8.0	R21	2.0	type
4481	8.0	8136	12.0	DP70	5.0	Q1438	8.0	R21	2.0	BY100
4482	8.0	8137	12.0	DP70	5.0	Q1438	8.0	R21	2.0	type
4483	8.0	8138	12.0	DP70	5.0	Q1438	8.0	R21	2.0	BY100
4484	8.0	8139	12.0	DP70	5.0	Q1438	8.0	R21	2.0	type
4485	8.0	8140	12.0	DP70	5.0	Q1438	8.0	R21	2.0	BY100
4486	8.0	8141	12.0	DP70	5.0	Q1438	8.0	R21	2.0	type
4487	8.0	8142	12.0	DP70	5.0	Q1438	8.0	R21	2.0	BY100
4488	8.0	8143	12.0	DP70	5.0	Q1438	8.0	R21	2.0	type
4489	8.0	8144	12.0	DP70	5.0	Q1438	8.0	R21	2.0	BY100
4490	8.0	8145	12.0	DP70	5.0	Q1438	8.0	R21	2.0	type
4491	8.0	8146	12.0	DP70	5.0	Q1438	8.0	R21	2.0	BY100
4492	8.0	8147	12.0	DP70	5.0	Q1438	8.0	R21	2.0	type
4493	8.0	8148	12.0	DP70	5.0	Q1438	8.0	R21	2.0	BY100
4494	8.0	8149	12.0	DP70	5.0	Q1438	8.0	R21	2.0	type
4495	8.0	8150	12.0	DP70	5.0	Q1438	8.0	R21	2.0	BY100
4496	8.0	8151	12.0	DP70	5.0	Q1438	8.0	R21	2.0	type
4497	8.0	8152	12.0	DP70	5.0	Q1438	8.0	R21	2.0	BY100
4498	8.0	8153	12.0	DP70	5.0	Q1438	8.0	R21	2.0	type
4499	8.0	8154	12.0	DP70	5.0	Q1438	8.0	R21	2.0	BY100
4500	8.0	8155	12.0	DP70	5.0	Q1438	8.0	R21	2.0	type



STOCKISTS



MODEL 8 MK. III



MULTI-PINOR MK. IV

REPAIR SERVICE 7-14 DAYS

We specialise in repair, calibration and conversion of all types of instruments, industrial and precision grade to BSS.89.

Release notes and certificates of accuracy on request.

Suppliers of Elliott, Cambridge and Pye instruments.

LEDON INSTRUMENTS LTD

76-78 DEPTFORD HIGH STREET, LONDON, S.E.8

TEL: TIDewey 2689

E.I.D. & G.P.O. APPROVED CONTRACTOR TO H.M. GOVT.

WW-146 FOR FURTHER DETAILS.

THIS HIGH-PERFORMANCE

Radio-Microphone

IS THE COMPLETE ANSWER FOR MULTI-PURPOSE

Public Address Systems

The popular choice of Public Address Engineers for Theatres, Creams, Churches, Large Halls, etc.

This extremely versatile communications system (fully transistorised) gives the user complete freedom of movement without the inconvenience of long trailing wires. The light-weight microphone, slung from the neck, is connected to a miniature pocket transmitter. The receiver (9in. x 8in. x 4 1/2in.), is crystal controlled to the transmitter. Output is fed to amplifiers and loudspeakers. Particular attention to design ensures high fidelity response to speech.

G.P.O. Approved Battery operated (9 v.) receiver and transmitter. Nominal indoor range 50 yards (100 yards outdoors). Type 2—for use by one person at a time. Type C—phase modulated system operates on 4 channels simultaneously.

For Full Specification write to the Manufacturers. DEPT. W.2

WOLFENDALE ELECTRONICS

36A KIMBERLEY ROAD - BOURNEMOUTH - Tel. 48792

WW-147 FOR FURTHER DETAILS.

METAL RECTIFIERS. D1M14 13.0; D1M28 15.0; D1M50 15.0; D1M75 21.0; D1M100 26.0; D1M125 32.0; D1M150 38.0; D1M175 44.0; D1M200 50.0; D1M225 56.0; D1M250 62.0; D1M275 68.0; D1M300 74.0; D1M325 80.0; D1M350 86.0; D1M375 92.0; D1M400 98.0; D1M425 104.0; D1M450 110.0; D1M475 116.0; D1M500 122.0; D1M525 128.0; D1M550 134.0; D1M575 140.0; D1M600 146.0; D1M625 152.0; D1M650 158.0; D1M675 164.0; D1M700 170.0; D1M725 176.0; D1M750 182.0; D1M775 188.0; D1M800 194.0; D1M825 200.0; D1M850 206.0; D1M875 212.0; D1M900 218.0; D1M925 224.0; D1M950 230.0; D1M975 236.0; D1M1000 242.0; D1M1025 248.0; D1M1050 254.0; D1M1075 260.0; D1M1100 266.0; D1M1125 272.0; D1M1150 278.0; D1M1175 284.0; D1M1200 290.0; D1M1225 296.0; D1M1250 302.0; D1M1275 308.0; D1M1300 314.0; D1M1325 320.0; D1M1350 326.0; D1M1375 332.0; D1M1400 338.0; D1M1425 344.0; D1M1450 350.0; D1M1475 356.0; D1M1500 362.0; D1M1525 368.0; D1M1550 374.0; D1M1575 380.0; D1M1600 386.0; D1M1625 392.0; D1M1650 398.0; D1M1675 404.0; D1M1700 410.0; D1M1725 416.0; D1M1750 422.0; D1M1775 428.0; D1M1800 434.0; D1M1825 440.0; D1M1850 446.0; D1M1875 452.0; D1M1900 458.0; D1M1925 464.0; D1M1950 470.0; D1M1975 476.0; D1M2000 482.0; D1M2025 488.0; D1M2050 494.0; D1M2075 500.0; D1M2100 506.0; D1M2125 512.0; D1M2150 518.0; D1M2175 524.0; D1M2200 530.0; D1M2225 536.0; D1M2250 542.0; D1M2275 548.0; D1M2300 554.0; D1M2325 560.0; D1M2350 566.0; D1M2375 572.0; D1M2400 578.0; D1M2425 584.0; D1M2450 590.0; D1M2475 596.0; D1M2500 602.0; D1M2525 608.0; D1M2550 614.0; D1M2575 620.0; D1M2600 626.0; D1M2625 632.0; D1M2650 638.0; D1M2675 644.0; D1M2700 650.0; D1M2725 656.0; D1M2750 662.0; D1M2775 668.0; D1M2800 674.0; D1M2825 680.0; D1M2850 686.0; D1M2875 692.0; D1M2900 698.0; D1M2925 704.0; D1M2950 710.0; D1M2975 716.0; D1M3000 722.0; D1M3025 728.0; D1M3050 734.0; D1M3075 740.0; D1M3100 746.0; D1M3125 752.0; D1M3150 758.0; D1M3175 764.0; D1M3200 770.0; D1M3225 776.0; D1M3250 782.0; D1M3275 788.0; D1M3300 794.0; D1M3325 800.0; D1M3350 806.0; D1M3375 812.0; D1M3400 818.0; D1M3425 824.0; D1M3450 830.0; D1M3475 836.0; D1M3500 842.0; D1M3525 848.0; D1M3550 854.0; D1M3575 860.0; D1M3600 866.0; D1M3625 872.0; D1M3650 878.0; D1M3675 884.0; D1M3700 890.0; D1M3725 896.0; D1M3750 902.0; D1M3775 908.0; D1M3800 914.0; D1M3825 920.0; D1M3850 926.0; D1M3875 932.0; D1M3900 938.0; D1M3925 944.0; D1M3950 950.0; D1M3975 956.0; D1M4000 962.0; D1M4025 968.0; D1M4050 974.0; D1M4075 980.0; D1M4100 986.0; D1M4125 992.0; D1M4150 998.0; D1M4175 1004.0; D1M4200 1010.0; D1M4225 1016.0; D1M4250 1022.0; D1M4275 1028.0; D1M4300 1034.0; D1M4325 1040.0; D1M4350 1046.0; D1M4375 1052.0; D1M4400 1058.0; D1M4425 1064.0; D1M4450 1070.0; D1M4475 1076.0; D1M4500 1082.0; D1M4525 1088.0; D1M4550 1094.0; D1M4575 1100.0; D1M4600 1106.0; D1M4625 1112.0; D1M4650 1118.0; D1M4675 1124.0; D1M4700 1130.0; D1M4725 1136.0; D1M4750 1142.0; D1M4775 1148.0; D1M4800 1154.0; D1M4825 1160.0; D1M4850 1166.0; D1M4875 1172.0; D1M4900 1178.0; D1M4925 1184.0; D1M4950 1190.0; D1M4975 1196.0; D1M5000 1202.0; D1M5025 1208.0; D1M5050 1214.0; D1M5075 1220.0; D1M5100 1226.0; D1M5125 1232.0; D1M5150 1238.0; D1M5175 1244.0; D1M5200 1250.0; D1M5225 1256.0; D1M5250 1262.0; D1M5275 1268.0; D1M5300 1274.0; D1M5325 1280.0; D1M5350 1286.0; D1M5375 1292.0; D1M5400 1298.0; D1M5425 1304.0; D1M5450 1310.0; D1M5475 1316.0; D1M5500 1322.0; D1M5525 1328.0; D1M5550 1334.0; D1M5575 1340.0; D1M5600 1346.0; D1M5625 1352.0; D1M5650 1358.0; D1M5675 1364.0; D1M5700 1370.0; D1M5725 1376.0; D1M5750 1382.0; D1M5775 1388.0; D1M5800 1394.0; D1M582

AVO METER CALIBRATION TEST UNIT TYPE Q145.
A modern precision instrument, giving 7 standard voltage ranges. P. A.C. 250 v. A.C. 100 v. A.C. 25 v. A.C. 10 v. A.C. 5 v. A.C. Also 250 v. D.C. from internal standard cell. Intention power supply 110-250 v. A.C., contained in portable carrying case. Size 11 x 8 x 7 in. Durable new equipment. £12/10. P.P. 10/6.

MUIRHEAD KEY SWITCHES

Very large type twelve C/O heavy duty silver contact contacts which are designed for normal push-in fitting, compatible with chrome acetal resin plate and screw. Price 8/6 each. Special terms for quantities. Hardy/Pokkie Double Beam Oscilloscope, Type 135, perfect condition. £25.

L.T. TRANSFORMER

5 v. C.T. Three tings, at 6 amperes, 230 v. primary. These U.K.A. transformers are excellent for charging purposes. New boxed, £2/6. Carr. 4/6.

RELAYS TYPE 3000

8 C.O. flexible contact coil 10-25 ohms, special latching type, 8 v. d.c., polarity control to either coil release armature, operating voltage 6 or 12 v. d.c., brand new stock by famous manufacturer. £17/6 each.
6 C.O. 500 ohms, new stock £10/6 each.
6 C.O. 100 ohms, new stock £10/6 each.
6 C.O. 300 ohms, new stock £10/6 each.

RELAYS, MINIATURE

S.T.C. 4168/11, 24 v. 700 ohms, C.C.O.
S.T.C. 4168/11, 6 v. 45 ohms, C.C.O.
S.T.C. 4168/11, 48 v. 270 ohms, C.C.O.
S.T.C. 1168/6A, 1 v. 2 ohms, C.C.O.
All above relays 8/10 each, plus P.P. on all relays 1/6.

GRE F510 AUDIO FSK TERMINAL UNITS

Completely self contained, with internal mains supply, input and output sockets, capacitor type 25K, mark space meters, etc., in perfect working order, condition as new. Size 19x9x7 in. £81/0. P.P. 15/6.

STABILISED POWER SUPPLY SUB UNIT

Brand new equipment by Citelco, 4A57/70 A.C. input 200-250 v. stabilised D.C. output continuously variable between 200 and 400 v. at 125 ma., plus 6.3 v. at 5 amperes each. Size 10 x 8 x 10 in. Price £110/10. P.P. 7/6.

COMMUNICATIONS RECEIVERS

4-A4851, as new £45. P.P. 25/6.
S4851 1.5-18 Mc/s £22. P.P. 20/6.

TEST EQUIPMENT BARGAINS

G.E.E. P.P. Oscillator, frequency range 95 to 250 Mc/s., direct reading, P.A.U. for 110v. A.C. £15. P.P. 7/6
Brand New Omega Volt Meter, direct reader, 0-5000 volts, 6 1/2 inch scale, clear plastic measurement for 250 v. A.C. £12/10
Metron 'Vio' Wave meter and Oscillator for Abund measurements 0.009 to 3.70 Mc/s. direct reading, condition etc. £15
Very 4S191: R.P. Signal generator range 100-0.100 Mc/s. very latest equipment, as new condition £45
Taylor vacuum oscillator type 924 £11/10G. P.P. 7/6
Marconi Valve Multiplier type TP909 £12. P.P. 6/6
Sokkelen Laboratory Amplifier type AWS 51A £26
Cusor Oscilloscope type 305A Double Beam £13/10
Sokkelen Oscilloscope type 316 £20
Phystron Resistor type 1009A £15
Cusor Teletube type £17

Perrett's 7.5 KVA MJO Constant Voltage Regulator, output constant 250 v. A.C. regardless of voltage swings in perfect working order. £26
Perrett 20 KVA Combined Auto Transformer and MJO Voltage Regulator for 3 phase 220 v. supply, oil cooled type, unused condition. P.P. 1/6.

Edwards Regulated and Stabilised P.A.U. variable from 200 v. to 300 v. at 120 ma. A.C. with 5 v. at 5 amperes. Fully equipped with volt and amp meters etc., just new, just perfect order for bench or rack mounting. £15. P.P. 17/6.
A.P.T. Regulated and Stabilised P.A.U. Variable from 200 v. to 300 v. at 250 ma. A.C. with 6.3 v. at 10 amperes. Meter inclusion, perfect condition, only £25.

G-6000ms Industrial POWER OSCILLATOR TYPE D205. Frequency Range 10 kc. to 100 kc/s. in three directly calibrated ranges, power output 1,000 watt at 100 v. A.C. with vibration equipment as new condition, price £85.

P. F. RALFE
423 GREEN LANS, HARBINGY, LONDON, N.4
MONTVIEW 0239

WW-148 FOR FURTHER DETAILS.

AN/APR4 VHF COMMUNICATIONS AND SEARCH RECEIVERS



For the first time offered in new boxed condition. Frequency Range 25-100 Mc/s. Accuracy 1% per MHz. 100 Mc/s. Output Impedance 600 or 4,000 ohms. Power supply 110 v. A.C. (optional). Free complete with three tuning units. £25. £20.

BC221 FREQUENCY METERS

Complete with calibration book, in British condition. £18/10. P.P. 10/6.

POWER UNIT TYPE 234X

A source of power to operate your 135Z/13A or any equipment that requires a fully smoothed output of 250 v. D.C. at 0.5 amp. at 6.3 v. a.c. or 100 ma. at 6.3 v. a.c. with fully fitted tapped input 200 to 250 v. A.C. brand new case, only at only 55/-. P.P. 12/6.

PERFORMANCE TESTER TYPE 9170

Ideal for VLF and Shorter enthusiasts small portable instrument, comprising signal generator, E1 watt meter to 30 watts, and AF output meter. Frequency range 100 to 100 Mc/s., complete with all leads and plugs. Internal 250 v. power supply. New boxed instrument. Price £12/10. P.P. 10/6.

FACSIMILE TRANSCIVER TX-41B/TX-1B

An electro-mechanical optical facsimile set of the revolution drum type for the transmission and reception of page copy. It is used for transmitting and receiving photographs, sketches, etc. over normal voice communication channels, either wire or radio. The equipment will receive or transmit a page copy 12 by 18 in. complete with power supply, brand new, boxed V.U.E.

LONDEX AIRCRAFT C/O RELAYS

Type 7028, Price 25/-. P.P. 2/6.


GEE'S TAPE!

Wholesale, total, guaranteed, brand new

5in.	8in.	6000.	8.8
7in.	8in.	1,5000.	11.6
8in.	8in.	1,7500.	20.6
10in.	8in.	2,4000.	25.6
5in.	L.P.	8,000.	10.0
5 1/2in.	L.P.	1,8000.	12.6
6in.	L.P.	1,8000.	15.0
4in.	D.P.	6000.	9.0
5in.	D.P.	1,2000.	15.0
6in.	D.P.	1,2000.	17.6
7in.	D.P.	2,4000.	25.0
8in.	T.P.	6000.	15.0
9in.	T.P.	6000.	17.6
5in.	T.P.	1,8000.	25.0
5 1/2in.	T.P.	2,4000.	48.0
6in.	T.P.	1,8000.	55.6

1/6 & P. 2/6 per order

As supplied to Govt. depts., industry, schools. SPECIAL DISCOUNTS FOR QUANTITY BUYERS! LARGE SPOOLS 5in. 1-2; 7in. 1-8; 8in. 1-8; 10in. 2-4; 5in. 2-4; 7in. 2-0; 8in. 4-6; 10in. 1-11. Send S.A.E. for comprehensive Tape List.



GEE BROS. RADIO LTD.
15 LITTLE NEWPORT STREET, LONDON, W.C.2. GER. 6794/1453
Open 9-6 Mon-Fri. 10 p.m. Sat. Adjoining Leicester Square Tube

GARRARD RECORD PLAYER BARGAINS

Brand New with Maker's Guarantee. Buy now at these unrepeatable prices:

GARRARD AUTOSLIM 5 GNS. Full range of Mono or Stereo
GARRARD 1000 6 GNS. old order
GARRARD 3000 8 GNS. competitive
GARRARD SRP10 90/- illus. list
GARRARD SP.25 player Mono or Stereo 105 GNS. Carriage and Packing 5/- extra.

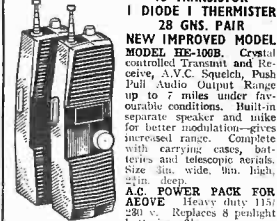
LAFAYETTE DE LUXE COMMUNICATION RECEIVERS

MODEL HA-230, 4 Bands, 350-1000 kc/s., 1.4-1.8 Mc/s., 18-14.3 mc/s., 10.5-30 mc/s., 8 valve Super Hetero Circuit, 1 RF plus 7 IF Stages for High Gain Reception, Easy Read, Illuminated, Slide Rule Dial, Built-in Q Multiplier, Aerial Tuner for Optimum Performance on all Bands, Calibrated Electrical Bandspread, an Ammeter Bands, 80 through 10 Mc/s., 0-100 Logging Scale for SWT, 3 Effective Automatic Noise Limited AVMC Selective on Front Panel, Static Oscillator and AFV for clear AM CW and SSB Reception. Built-in Edgewise S-Meter. PRICE 33 gns.

MODEL HA-525, 5 Bands 150-400 kc/s., 1.4-1.8 Mc/s., 4.8-14.3 mc/s., 10.5-30 mc/s., 48-54 mc/s., 11 valves Superheterodyne Circuit, Extra RF plus 7 Mixer Stages for Dual Conversion on all meters, 1 RF plus 24 IF Stages for High Gain Reception on all other Bands, Beat Product Detector Circuit for Improved SSB Reception, Separate BFO and Q-Multiplier Circuits, Crystal Calibrator, Improved Automatic Noise Limited A.V.F. for descriptive leaflet. PRICE 48 gns.

WW-149 FOR FURTHER DETAILS.

SUPER WALKIE TALKIES



3 TRANSISTOR
1 DIODE 1 THERMISTOR
28 GNS. PAIR
NEW IMPROVED MODEL
MODEL HE-1008. Crystal controlled Transmitter and Receiver, A.V.C. Squelch, Push Pull Audio Output Range up to 7 miles under favourable conditions. Built-in separate speaker and mike for better modulation—gives increased range. Complete with carrying cases, batteries and telescopic aerials. Size 5in. wide, 1 1/2 in. high, 2 1/2 in. deep.
POWER PACK FOR A60V Heavy duty 115 280 v. Replaces 8 penlight batteries. 43 gns.

3 TRANSISTOR AND 1 DIODE
MODEL HE-29C. Crystal control on both Transmitter and Receiver. Push to talk operation. Earphone for personal listening. Complete with carrying cases, batteries and telescopic aerials. Size 6 1/2 in. x 4 1/2 in. x 1 1/2 in.
3 TRANSISTOR
MODEL HA 70A Crystal controlled transmit. Super sensitive regenerative circuit. Size 5 1/2 in. x 2 1/2 in. x 1 1/2 in. Complete with carrying cases, batteries and telescopic aerials.

ALSO LARGER 2-CHANNEL MODELS AVAILABLE. S.A.E. FOR DETAILS.

LAFAYETTE AIRCRAFT RECEIVER. LATEST IMPROVED MODEL HA-55A
Covers 100-150 mc/s. Listen to Aircraft Communications with this de luxe receiver. Two R.F. stages and 6CW Navigator for high sensitivity. 11 valve performance. Transistorised power supply. Built-in 8in. speaker, adjustable squelch, front panel volume jack. Easy read illuminated slide rule dial. Brand new and guaranteed. Size 11 1/2 in. x 5 1/2 in. x 7 1/2 in. GEE'S PRICE £18 7/6. Carr. 10/6.

MINI WALKIE-TALKIE

The latest craze! Push-button operation crystal grid. Fully transistorized (5-transistors) circuit for perfect reception. Dependable commercial range. Complete with strap, battery and direction antennae. Uses two PP9 batteries and operates up to half mile in open country. Measurements 5 1/2" x 3 1/4" x 1 1/2". Weight 2.5 lbs. **ONLY \$8.19.6** (Post & Insurance 4/-).

A.P.140. Transmuting Licence is necessary if this set is used in U.K.

MINI PORTABLE TAPE RECORDER Mk. II

Now a reasonably priced, small portable tape recorder that gives exceptional results. Phonograph driven throughout. Hand microphone has change switch for automatic stop/start/stop/advance etc. Ideal sets & exports and dictation etc. Tough, multi-hole frame plastic case with deck cover for multi-speed settings. Complete with carbon microphone, tape, two spools, earphone, earpiece, 27 in. 22 lbs. Usually 42/12/- **OUR PRICE £8.15.0** (Post & Insurance 4/-). **BATTERY MAINS MODEL** (27.15.0) (Post & Insurance 4/-).

DE LUXE TELEPHONE AMPLIFIER

Useful when you're tired! Join latest PP9 battery, plug socket to any telephone, and an incoming call is amplified. No need to stop work waiting for numbers to answer. Loud with large receiver. See MINV. see always! Perfect recording of conversation can be made. Ideal gift sales present.

ONLY 59/6 (Post & Insurance 4/-).

BATTERY ELIMINATOR

Convert your transistor radio to mains operation and save on batteries. No extra expansion plate or motor. Batteries, B-watts expanded battery for two. **PP9 model 17/6** **PP9 model 28/-** (Post & Insurance 5/-).

ELECTRAMA

WINDMILL HILL · HALSHAM · SUSSEX

50% SAVING! AUTO RECORD DECKS



Factory fresh, 400-1000 cycle, 4" horn, 10" tone-arm & B.S.P. decks. 200-250 x 4" A.C. Adjustable-stator power. Tapes ruled record selection. Speeds 78, 45, and 16. Plated monoblock, but wired stereo. Limited number only. **GARRARD 200 20/10** (Post & Ins. 5/-). **GARRARD 250 25/10** (Post & Ins. 5/-). **GARRARD 400 48/5** (Post & Ins. 5/-). **GARRARD 2000 48/5** (Post & Ins. 5/-).

STEREO CABINETS

Portable. Includes main changing cabinet 20" x 13 1/2" x 7 1/2". With hinged lid. Two extension speaker boxes 10 1/2" x 7 1/2" x 7 1/2". Chrome speaker fins. Covered black leathercloth. Sent. 5/- to manufacturer. **£3.10.0** (Post & Insurance 2/-).

CLEARANCE OFFER! SOLDERING IRONS

1.500 watts portable soldering iron. 200/250 w. with copper bit and rapid heat element. Built over cassette into photo-type strip. Ideal printed circuit work. **11/6** (Post & Insurance 2/-).

TELEPHONE HANDESET INTERCOM


New from Japan. Beautifully built 2-way transistor telephone handset with wall brackets. Built-in crystal set with crystal clear amplification. Works over any standard telephone line. Two way connection. Complete with two 1/2" batteries. **49/10.0** (Post & Insurance 2/-).

MULTIMETER BARGAIN

Just arrived from Japan! Minimum cost pocket meter only 4" x 3" x 1 1/2". Beautifully constructed for clear tolerance, using damped 300 cycles. (unsaturated). **39/6** (Post & Insurance 2/-).

SPECIFICATION:

VOLTAGE 0 to 250, 1000, 10000 (1000 ohm) VOLTS D.C. 0 to 250, 1000 (1000 ohm) D.C. current 100 mA. Resistance 1000/500/250.



BARGAIN OF THE MONTH SAVE 47%!

BENKSON 4-way Intercom

Full purchase has not really begun by half! A top quality, fully transistorized system designed for hotel office and professional use. Consists of one master and two three stations with built-in call system. Absolute privacy for each extension. Push-button control. Crystal clear reproduction through this speaker. Suitable for use with any cable, American bar, instructions, etc. **£7.10.0** (Post & Insurance 5/-).

SPEAKER BARGAINS

Manufactured by famous English Company 10". High flux, high density, heavy cone magnet and wide range reproduction. 3 or 15 ohms. **29/6** (Post & Insurance 4/-). 12 1/2" specification, 4 ohms but with built-in Tweeter, 3 or 15 ohms. **39/6** (Post & Insurance 4/-).

QUALITY TWEETERS FROM JAPAN

10 w., 6.5 ohm. **17/6** (Post & Insurance 2/-). 25 w., 16 ohm. **28/6** (Post & Insurance 2/-).

MINI DRILL

Powerful precision-made miniature drill for electronic engineers and model makers. Ideal printed circuit work. Accessory interchangeable drill, buffer, polisher, etc. Revs. to 5000 r.p.m. on 1/2 B2 batteries. **39/6** (Post & Insurance 5/-).

50% SAVING! SONY Transistor Radios

Now at 20% off the complete range of Transvone Sony transistor radios. All highly powered, with built-in earphone carrying cases and personal earphones. **★908 8-watt transistor. Revisions all three pips with amazing clarity. 50/-** (Post & Insurance 2/0). **★907 8-watt transistor. Two hand to use model. Beautiful tone. 54/6** (Post & Insurance 2/0). **★905 8-watt transistor. The first model with telescopic aerial and 400 cycle filter. 55/-** (Post & Insurance 2/0).

RETAIL SHOP ELECTRAMA, 46 WINDMILL HILL, RUSTHUR, TEL. 5789.

TRANSFORMERS

STANDARD RANGE OR TO YOUR OWN SPECIFICATION.

The following Transformers are always in stock —

MAINS TRANSFORMERS

INTERLEAVED & IMPREGNATED — FULLY SHROUDED COLOUR CODED FLYING LEADS

Primaries 0-200-220-240 v. 50 c/s.

E.S.	250-250 v. 100 mA.	6.3 v. 3 amps.	5 v. 2 amps.	19/6
E.S.	250-250 v. 50 mA.	6.3 v. 3 amps.	5 v. 2 amps.	18/6
E.S.	250-250 v. 100 mA.	6.3 v. 4 amps.	5 v. 3 amps.	25/6
E.S.	250-250 v. 70 mA.	6.3 v. 2 amps.	5 v. 1 amp.	16/-
E.S.	250-250 v. 100 mA.	6.3 v. 2 amps.	6.3 v. 1 amp.	19/6

CHARGER TRANSFORMERS

	0.3-5.9-17 v. 1A.	11/-
	0.3-5.9-17 v. 2A.	13/-
	0.3-5.9-17 v. 4A.	15/-
	0.9-17 v. 6A.	21/-

BATTERY ELIMINATOR PP.9

Input 240V. A.C. Output 9V. D.C. 200 mA. A21-1.

Write for price list for full range of stock items. Discounts for quantities. Terms cash with order. Packing and Postage 3/- each item.

Hours of business: Mon. to Fri. 9 to 6; Sat. 9 to 4.

OLYMPIC RADIO COMPONENTS LTD.

224 HORNSEY RD., LONDON, N.7. Tel. NOR 2924

VALVES SAME DAY SERVICE

WELL! TESTED! GUARANTEED!

SETS

1K2, 1K5, 1F1, 2N1, 5V1, 6A5, 6X1, 6F1, 6K1, 6L2, 6P1, 6Q1, 6R1, 6S1, 6T1, 6U1, 6V1, 6W1, 6X1, 6Y1, 6Z1, 6AA1, 6AB1, 6AC1, 6AD1, 6AE1, 6AF1, 6AG1, 6AH1, 6AJ1, 6AK1, 6AL1, 6AM1, 6AN1, 6AO1, 6AP1, 6AQ1, 6AR1, 6AS1, 6AT1, 6AU1, 6AV1, 6AW1, 6AX1, 6AY1, 6AZ1, 6BA1, 6BB1, 6BC1, 6BD1, 6BE1, 6BF1, 6BG1, 6BH1, 6BJ1, 6BK1, 6BL1, 6BM1, 6BN1, 6BO1, 6BP1, 6BQ1, 6BR1, 6BS1, 6BT1, 6BU1, 6BV1, 6BW1, 6BX1, 6BY1, 6BZ1, 6CA1, 6CB1, 6CC1, 6CD1, 6CE1, 6CF1, 6CG1, 6CH1, 6CJ1, 6CK1, 6CL1, 6CM1, 6CN1, 6CO1, 6CP1, 6CQ1, 6CR1, 6CS1, 6CT1, 6CU1, 6CV1, 6CW1, 6CX1, 6CY1, 6CZ1, 6DA1, 6DB1, 6DC1, 6DD1, 6DE1, 6DF1, 6DG1, 6DH1, 6DJ1, 6DK1, 6DL1, 6DM1, 6DN1, 6DO1, 6DP1, 6DQ1, 6DR1, 6DS1, 6DT1, 6DU1, 6DV1, 6DW1, 6DX1, 6DY1, 6DZ1, 6EA1, 6EB1, 6EC1, 6ED1, 6EE1, 6EF1, 6EG1, 6EH1, 6EJ1, 6EK1, 6EL1, 6EM1, 6EN1, 6EO1, 6EP1, 6EQ1, 6ER1, 6ES1, 6ET1, 6EU1, 6EV1, 6EW1, 6EX1, 6EY1, 6EZ1, 6FA1, 6FB1, 6FC1, 6FD1, 6FE1, 6FF1, 6FG1, 6FH1, 6FJ1, 6FK1, 6FL1, 6FM1, 6FN1, 6FO1, 6FP1, 6FQ1, 6FR1, 6FS1, 6FT1, 6FU1, 6FV1, 6FW1, 6FX1, 6FY1, 6FZ1, 6GA1, 6GB1, 6GC1, 6GD1, 6GE1, 6GF1, 6GG1, 6GH1, 6GJ1, 6GK1, 6GL1, 6GM1, 6GN1, 6GO1, 6GP1, 6GQ1, 6GR1, 6GS1, 6GT1, 6GU1, 6GV1, 6GW1, 6GX1, 6GY1, 6GZ1, 6HA1, 6HB1, 6HC1, 6HD1, 6HE1, 6HF1, 6HG1, 6HH1, 6HJ1, 6HK1, 6HL1, 6HM1, 6HN1, 6HO1, 6HP1, 6HQ1, 6HR1, 6HS1, 6HT1, 6HU1, 6HV1, 6HW1, 6HX1, 6HY1, 6HZ1, 6IA1, 6IB1, 6IC1, 6ID1, 6IE1, 6IF1, 6IG1, 6IH1, 6IJ1, 6IK1, 6IL1, 6IM1, 6IN1, 6IO1, 6IP1, 6IQ1, 6IR1, 6IS1, 6IT1, 6IU1, 6IV1, 6IW1, 6IX1, 6IY1, 6IZ1, 6JA1, 6JB1, 6JC1, 6JD1, 6JE1, 6JF1, 6JG1, 6JH1, 6JJ1, 6JK1, 6JL1, 6JM1, 6JN1, 6JO1, 6JP1, 6JQ1, 6JR1, 6JS1, 6JT1, 6JU1, 6JV1, 6JW1, 6JX1, 6JY1, 6JZ1, 6KA1, 6KB1, 6KC1, 6KD1, 6KE1, 6KF1, 6KG1, 6KH1, 6KJ1, 6KK1, 6KL1, 6KM1, 6KN1, 6KO1, 6KP1, 6KQ1, 6KR1, 6KS1, 6KT1, 6KU1, 6KV1, 6KW1, 6KX1, 6KY1, 6KZ1, 6LA1, 6LB1, 6LC1, 6LD1, 6LE1, 6LF1, 6LG1, 6LH1, 6LJ1, 6LK1, 6LL1, 6LM1, 6LN1, 6LO1, 6LP1, 6LQ1, 6LR1, 6LS1, 6LT1, 6LU1, 6LV1, 6LW1, 6LX1, 6LY1, 6LZ1, 6MA1, 6MB1, 6MC1, 6MD1, 6ME1, 6MF1, 6MG1, 6MH1, 6MJ1, 6MK1, 6ML1, 6MN1, 6MO1, 6MP1, 6MQ1, 6MR1, 6MS1, 6MT1, 6MU1, 6MV1, 6MW1, 6MX1, 6MY1, 6MZ1, 6NA1, 6NB1, 6NC1, 6ND1, 6NE1, 6NF1, 6NG1, 6NH1, 6NJ1, 6NK1, 6NL1, 6NM1, 6NO1, 6NP1, 6NQ1, 6NR1, 6NS1, 6NT1, 6NU1, 6NV1, 6NW1, 6NX1, 6NY1, 6NZ1, 6OA1, 6OB1, 6OC1, 6OD1, 6OE1, 6OF1, 6OG1, 6OH1, 6OJ1, 6OK1, 6OL1, 6OM1, 6ON1, 6OO1, 6OP1, 6OQ1, 6OR1, 6OS1, 6OT1, 6OU1, 6OV1, 6OW1, 6OX1, 6OY1, 6OZ1, 6PA1, 6PB1, 6PC1, 6PD1, 6PE1, 6PF1, 6PG1, 6PH1, 6PJ1, 6PK1, 6PL1, 6PM1, 6PN1, 6PO1, 6PP1, 6PQ1, 6PR1, 6PS1, 6PT1, 6PU1, 6PV1, 6PW1, 6PX1, 6PY1, 6PZ1, 6QA1, 6QB1, 6QC1, 6QD1, 6QE1, 6QF1, 6QG1, 6QH1, 6QJ1, 6QK1, 6QL1, 6QM1, 6QN1, 6QO1, 6QP1, 6QQ1, 6QR1, 6QS1, 6QT1, 6QU1, 6QV1, 6QW1, 6QX1, 6QY1, 6QZ1, 6RA1, 6RB1, 6RC1, 6RD1, 6RE1, 6RF1, 6RG1, 6RH1, 6RJ1, 6RK1, 6RL1, 6RM1, 6RN1, 6RO1, 6RP1, 6RQ1, 6RR1, 6RS1, 6RT1, 6RU1, 6RV1, 6RW1, 6RX1, 6RY1, 6RZ1, 6SA1, 6SB1, 6SC1, 6SD1, 6SE1, 6SF1, 6SG1, 6SH1, 6SJ1, 6SK1, 6SL1, 6SM1, 6SN1, 6SO1, 6SP1, 6SQ1, 6SR1, 6SS1, 6ST1, 6SU1, 6SV1, 6SW1, 6SX1, 6SY1, 6SZ1, 6TA1, 6TB1, 6TC1, 6TD1, 6TE1, 6TF1, 6TG1, 6TH1, 6TJ1, 6TK1, 6TL1, 6TM1, 6TN1, 6TO1, 6TP1, 6TQ1, 6TR1, 6TS1, 6TT1, 6TU1, 6TV1, 6TW1, 6TX1, 6TY1, 6TZ1, 6UA1, 6UB1, 6UC1, 6UD1, 6UE1, 6UF1, 6UG1, 6UH1, 6UJ1, 6UK1, 6UL1, 6UM1, 6UN1, 6UO1, 6UP1, 6UQ1, 6UR1, 6US1, 6UT1, 6UU1, 6UV1, 6UW1, 6UX1, 6UY1, 6UZ1, 6VA1, 6VB1, 6VC1, 6VD1, 6VE1, 6VF1, 6VG1, 6VH1, 6VJ1, 6VK1, 6VL1, 6VM1, 6VN1, 6VO1, 6VP1, 6VQ1, 6VR1, 6VS1, 6VT1, 6VU1, 6VV1, 6VW1, 6VX1, 6VY1, 6VZ1, 6WA1, 6WB1, 6WC1, 6WD1, 6WE1, 6WF1, 6WG1, 6WH1, 6WJ1, 6WK1, 6WL1, 6WM1, 6WN1, 6WO1, 6WP1, 6WQ1, 6WR1, 6WS1, 6WT1, 6WU1, 6WV1, 6WW1, 6WX1, 6WY1, 6WZ1, 6XA1, 6XB1, 6XC1, 6XD1, 6XE1, 6XF1, 6XG1, 6XH1, 6XJ1, 6XK1, 6XL1, 6XM1, 6XN1, 6XO1, 6XP1, 6XQ1, 6XR1, 6XS1, 6XT1, 6XU1, 6XV1, 6XW1, 6XX1, 6XY1, 6XZ1, 6YA1, 6YB1, 6YC1, 6YD1, 6YE1, 6YF1, 6YG1, 6YH1, 6YJ1, 6YK1, 6YL1, 6YM1, 6YN1, 6YO1, 6YP1, 6YQ1, 6YR1, 6YS1, 6YT1, 6YU1, 6YV1, 6YW1, 6YX1, 6YY1, 6YZ1, 6ZA1, 6ZB1, 6ZC1, 6ZD1, 6ZE1, 6ZF1, 6ZG1, 6ZH1, 6ZJ1, 6ZK1, 6ZL1, 6ZM1, 6ZN1, 6ZO1, 6ZP1, 6ZQ1, 6ZR1, 6ZS1, 6ZT1, 6ZU1, 6ZV1, 6ZW1, 6ZX1, 6ZY1, 6ZZ1.

Transistors

1F41	8/6	6P1	10/6	6U1	10/6	6V1	10/6	6W1	10/6
1F51	8/6	6P2	10/6	6U2	10/6	6V2	10/6	6W2	10/6
1F61	8/6	6P3	10/6	6U3	10/6	6V3	10/6	6W3	10/6
1F71	8/6	6P4	10/6	6U4	10/6	6V4	10/6	6W4	10/6
1F81	8/6	6P5	10/6	6U5	10/6	6V5	10/6	6W5	10/6
1F91	8/6	6P6	10/6	6U6	10/6	6V6	10/6	6W6	10/6
1F01	8/6	6P7	10/6	6U7	10/6	6V7	10/6	6W7	10/6
1F11	8/6	6P8	10/6	6U8	10/6	6V8	10/6	6W8	10/6
1F21	8/6	6P9	10/6	6U9	10/6	6V9	10/6	6W9	10/6
1F31	8/6	6P0	10/6	6U0	10/6	6V0	10/6	6W0	10/6

READERS RADIO

DEPT. X 24 COLINGE PLACE, STAFFORD HILL, LONDON, N.16. STA 4587

DEPT. X 85 TONGUAY GARDENS, REDBRIDGE, ILFORD, ESSEX. CRE 7441

Postage on 1 valve set extra. On 2-valve or more, postage 6d. per valve extra. Any Parcel Inland, collect. Exports in Transit 6d. extra.

Wilkinson F.O. RELAYS

P.O. TYPE 3000 AND 600 BUILT TO YOUR REQUIREMENTS—QUICK DELIVERY COMPETITIVE PRICES—VARIOUS CONTACTS DUST COVERS—QUOTATIONS BY RETURN

MINIATURE SEALED RELAYS OVER 120 TYPES IN STOCK. SEND FOR LIST.

3,203-3,202	H06A	18
5053-5052	109P3	18
1450-1450	110G2	18
1,0002-1,0002	110P4	21
1,7002-1,7003	110P6	22
G.E.C. 2,5000		
2,5003	1CO	11023
5,0003	3CO	311022
5703	2ndIHD	311064
5,5003	3C2K	311417
5,0002	3CO	311458
2,5002	2ndIH	311458
2,5002	1stIH	311482
402	3C2K	311482
1802	1CO	311486
1802	2ndIHD	311487
1801	3C2K	311490
6702	3C2K	311493
6701	4K	31567
S.T.C.		
450	1stIH	418616
1701	1stIH	418617
7001	2CO2M	4190HD
2,5001	3CO	4184EG
7,5001	2CO	4250BAZ1
7,5001	2ndB	4250BAZ1

EQUIPMENT RACKS with 60 channel uprights drilled for 10in. panels, welded top and base 16/10". Also available 3in. lighter type 25. Carriage 20".

RELAYS. 24 volt D.C. 4 Make, 4 Break, 10 amp. 3C/1044 with Dust Cover, 12/6 each.

SIEMENS MINIATURE RELAYS TYPE TRLS 1544. 24 volt, 2 change-over contacts, heavy duty with transparent dustproof cover and base, 17/6 each.

SIEMENS HIGH SPEED OPEN TYPE RELAYS with usual adjustments, 1,700/2, 1 change-over, 17/6 each.

MAGNETIC CONTACTS. 240 volts 50 c/s. 30 amp. Arrow Electric, 70c Post 3/0.

METERS GUARANTEED

2in. Moving Coil Flush Round Microamps 0/500, 250-, Milliamps 0/1, 0/5 or 0/30. Volts 0/2, 0/20 or 0/40. Amps 0/5. All D.C., 27/6 each.

2in. Moving Coil Flush Round, Microamps 0/50, unscaled 70/-, 0/100, 40/-, 0/150, 70/-, Milliamps 0/2, 50/-, 0/50, 35/-, Amps 0/5, 42/6-, 0/250, 60/-, Volts 0/2, 46/-, 250-0-250, 60/-.

3in. MC FLUSH ROUND 0/500 Microamps, 70/-, 0/2 Milliamps, 60/-, 0/500 Milliamps, 54/-, 0/10 amps, 45/-, 0/40 amps, 72/-, A selection of our stocks.

M.C. RECTIFYING A.C. METERS. 3in. FR10 Milliamps, 70/-, 50 or 100 x 72/-, 300 volts, 75/-.

MOVING IRON A.C. METERS. 0/10 2 1/2in. fr 4A/-, 0/50in. Projection Round, 90/-.

ONE HOLE FIXING SWITCHES

SINGLE POLE Double Throw, 2 amp. 250 v. A.C. can be used as ON/OFF or CHANGE-OVER switch.

12/- per dozen, 75/- per 100



FEEDER-ROD MAGNETIC COUNTERS WITH ZERO RESET 600 COUNTS PER MINUTE. COUNTING TO 999,999. 230 volts A.C. 65/- Post 3/0.

PRECISION SILVER MICA CAPACITORS. 10 mfd., 450 v. 10/-, 1/8, 7/6, 02 mfd. 1/8, 5/-, 0.05 mfd. 1/3.

SILICONE MICRO SWITCHES. HONEYWELL. 7/6. **DISM-1213.** S.P. D.C. 6/-

LEDEX SOLENOID DRIVEN WAFER SWITCHES. 25 From 11 Watt and over, 4 and 3/4 2 Pole, also 4 Pole 12 Watt and 54 Pole and on. Commutating switch section and control wafers available.

WILKINSON (CROYDON) LTD.
LONGLEY HOUSE LONGLEY RD. CROYDON SURREY
Phone: THD, 0216 Grams: WILCO CROYDON

DIRECT ON STARTERS by Crabtree B16 95/-, **WEGGER INSULATION TESTERS 500 VOLT TESTERS.** 3 BRAND NEW in leather case, 245/10. **AVOMETER POWER FACTOR WATTAGE UNIT, 67.** **MEGER,** Series 2. 500 volt 100 megohms, leather case, leather key, etc. Brand new. 137/10/-.

AVOMETERS MODEL 7, 616, 618, 701. **VACUUM PUMPS ROTARY VANE TYPE.** Romeo B3 Mk. 3 brand new. 7 cu. ft. per min. x 10 p.s.i. 1,200 r.p.m. Size 9" x 4" excluding shaft. Inlet and outlet 3/4 dia. internally screwed. 85/- Post 5/-.

P.P.S. Walk-around Store and MAILORDER SERVICE

Member of the Pantiya Group of Companies
52 Tottenham Court Road, London, W.1. • Open 9-6, including Sats., Thurs. 9-1 • LAngham 0141
VISIT OUR NEW WALK-AROUND STORES AT: MANCHESTER—10 Withy Grove M/c. 4. Tel. Blackfriars 5379
SHEFFIELD—Cumberland Street, The Moor, Sheffield, Tel. 20269

QUARTZ IODINE PROJECTION LAMPS
Produced by famous British Manufacturer. Rated 2000 hrs. at 12 v. but light output is actually a tremendous 25000 hours at 6 volt. Economy of 3/200K. Life expectancy more than twice conventional filament projection lamp. Size only 5/16 x 1 1/2 in. dia. Complete with ceramic holder.

CADMIUM SULPHIDE PHOTOCELLS

Our super-sensitive photo-conductive cells which act with increased light. These are 1000 times more sensitive than selenium cells, with greater reliability and can readily be built into a wide range of simple circuits. Typical use includes automatic light controls for home and car, flashing barricade or breakdown light exposure meters, brightness controls, light operation, and many other devices. Requires only simple low power source from battery or mains transformer.

- TYPE 1—Glass encapsulated 1/4 in. dia. x 1/4 in. thick. Time response 2 megahertz. Resistance 100 Kohm—100 to 5000 ohms. Max. volts 250. Max. current 200 mA. Price 1/6.**
- TYPE 2—Plastic encapsulated. 1/4 in. dia. x 1/4 in. thick. Time response 1 megahertz. Resistance 100 Kohm—100 to 5000 ohms. Max. volts 150. Max. current 200 mA. Price 1/6.**
- TYPE 3—Glass sealed with M.E.L. base. Glass envelope 1/4 in. dia. overall length 1/4 in. Time response 2 megahertz. Resistance 100 Kohm—100 to 5000 ohms. Max. volts 150. Max. current 200 mA. Price 1/6.**
- TYPE 4—Hermetic sealed, glass window faced. 1/4 in. dia. x 1/4 in. thick. Time response 1 megahertz. Resistance 100 Kohm—100 to 5000 ohms. Max. volts 150. Max. current 200 mA. Price 1/6.**

RESETTABLE MAGNETIC COUNTERS

Made by famous British Manufacturer. Most accurate, most flexible and totally enclosed by one-piece cover. For professional measurement. Max. speed 1000 counts/min. 100c. R. 20c. Size 1 1/2 x 2 1/2 x 3/4 in. High. 3 types available; 3 digit, 250 volt A.C. motor operated 1 digit 24 volts D.C.; and 24 volts A.C. operation. State which required.

HIGH INTENSITY LAMP 49/6 P.P.P. 26.

Provisional concentration of intense pure white, glare-free, shadowless light that can be directed straight on to illumination area. Ideal for reading, stamp and minute object examination, delicate craft work and watch repair, table-top photography, etc. Ingenious design combines function with weight by built-in transformer that reduces mains voltage to filament with electrical consumption less than one-fifth of usual mains lamp. Gold plated flexible mirror facilitates light collection from any angle. The 280W lamp, A.C. only; glass bulb readily obtainable Base 2 1/2 in. x 3 1/2 in. x 2 in. Height overall 1 1/2 in.

DEKATRON TYPE GS10E

by Ericsson, rugged hand-held, boxed and complete with performance and connection data. Max. operating speed 10 K/c. Amplitude voltage 140/475 v. Current: 0.8 A. Cathode voltage: 25 v. base. Pulse Amplitude: 120 v. max. Size overall 1.8in. dia. x 2.62in. Fitted with standard universal base.

DIRECT READ-OUT TUBES

YX3 "Nubulator" read-out indicator scales 0-9 and for operation from 180-300 volts 1 Hz. Unit is contained in cylindrical glass envelope 1 1/2 in. dia. x 1 1/2 in. high with wire-coded connections. Fluores bright 1/2 in. Can be used in simple circuit to give numerical indication or to form basis for electronic counters with speed up to 1000 c/s. New current production unit complete with specifications. Performance data: 15/- each. P.P.P. 1/8.

Set of metal cathode tubes to make one counting stage of 150 c/s. counter, 20/6 extra. Full cathode tubes for high speed counters can also be supplied. 20/6

NEW! 60-PAGE SCIENCE CATALOGUE for the hobbyist, schools, colleges. Send 1/- P.D.

Contents

The laws governing electric and magnetic phenomena.

Maxwell's electromagnetic wave equations.

Applications of Maxwell's equations.

Aerials: Theoretical design principles.

Aerials: Practical forms.

Appendix.

50s net by post 51s 1d
184 pp. illustrated

obtainable from leading booksellers

an authoritative, concise introduction
to the basic principles of aerial design

PRINCIPLES OF AERIAL DESIGN

H. Page, M.Sc., M.I.E.E.

The principles involved in the design of aerials are by no means easy for the student to assimilate. In an endeavour to be precise and exhaustive it is all too easy to complicate the treatment. On the other hand, if the subject is oversimplified the treatment can easily become merely descriptive.

This book attempts to steer a middle course between these two extremes, and is particularly suitable for the reader who wishes to understand the principles of the subject without having to wade through a lengthy, erudite treatment.

The author has had long experience in both the theory and practice of aerial design, both through his long association with the Research Department of the BBC, and as a lecturer on aerials and propagation at the Imperial College, London.

ILIFFE Books Ltd. DORSET HOUSE STAMFORD STREET LONDON SE1

AUTOMATIC VOLTAGE REGULATORS, carbon pile, by Newton Bros. (Derby) Ltd., 115 v. A.C. type 4, for alternators. Price £12.

CHOKES, smoothing, 50 m.a. 5/-, 60 m.a. 8/-, 8 henries 100 m.a. 10/-, 2 henries 35 ohms 300 m.a. 10/-, 12 henries 90 ohms 200 m.a. 21/-.

CAPACITORS, T.C.C. Metalpack tubular .05mfd and .1mfd, 350v. D.C. working, 6/6 per dozen. Dabillier 1 mfd, 350 v. D.C., 1/9 each. T.C.C. 2 mfd., 10,000 v. D.C., £10 each. T.C.C. .02 mfd., 11,000 v. D.C., 25/- each. T.C.C. .1mfd., 11,000 v. D.C., £2 each. American .5 mfd., 7,500 v. D.C., 25/- each. B.I. Cables, .01 mfd., 5,000 v. D.C., 2/6 each. Jackson Bros., 132 p.f.s, single variable, 5/- each. Large laboratory type variable, suitable for transmitters, etc., £2 each.

INDUCTANCES, transmitter type by Rediffon, with 9 turns approx. 5in. diameter, and sliding clips. Very suitable for laboratory use. Price £3.

METERS, moving iron projecting type, A.C./D.C., approx. 4in. diameter, 0-150 v. Price £1.

RECTIFIERS, Westinghouse metal, 12 v., 3 amps. Price 12/6.

ROTARY INVERTORS, Type Ra. Input 24 v. D.C. Output 115 v. 3 phase, 400 cycles. 1.8 amps. Price £5.

SIGNAL GENERATORS, Marconi type TF517F/1, covering 18-33, 33-58, and 150-300 megacycles. These are offered by us brand new and as received from Government sources, at £10 each, with instruction book. Carriage and packing 35/- extra.

TELEPHONE TRANSFORMERS, types 34 and 35. Price 5/-.

SIGNAL GENERATOR, Service type No. 8, SHH, with equipment. Price £50.

TRANSFORMERS, heavy duty type in sealed container, nominal input voltages 117/234 v. Outputs 330-0-330 v. at 200 m.a. 5 v. at 2 amps. 6.4 v. at 4 amps. Price 35/-.

TRANSFORMER, input 230 v. Outputs 4.5 v. C.T. at 6 amps. 4.5 v. C.T. at 6 amps. 4.5 v. C.T. at 20 amps. Price £3.

Other types available.

WESTINGHOUSE TRANSFORMERS, input 115 v., 400 cycles, and various L.T. outputs. Prices on request. Also nurse transformers.

Postage or carriage extra. Prompt despatch.

SOTONIAN TRADING CO.

53 The Avenue, Southampton, Hants. Tel. 56537

1966

Electrical & Electronic

Trader

YEAR BOOK

saves both time and money
every working day of the year

Have all the facts . . . figures . . . information you need at your fingertips in one compact, quick reference volume—the standard trade directory for radio and electrical dealers, service engineers. This completely up-to-date year book includes: Directory of principal trade organisations: Official addresses: Legal guides: Rates of pay: Valve data: specifications: Wholesalers: Proprietary names directory: Buyers' guides: Trade addresses, etc.

35s net by post 36s 9d 480 pp.

obtainable from leading booksellers

Published for ELECTRICAL & ELECTRONIC TRADER by

ILIFFE Books Ltd.

DORSET HOUSE STAMFORD STREET LONDON SE1

SPECIAL RADIO CHASSIS OFFERS

HI-FI CONTINENTAL STEREPHONIC RADIOGRAM CHASSIS



Magnificent "Continental" Stereophonic Radiogram Chassis with piano key switches, built-in ferrite rod aerial. Comes complete with two 10in. elliptical loudspeakers, plus a mono/stereo 4-speed automatic record changer. Complete £29/19/6 (Units available separately if required).

Special terms available of £7/10/- deposit followed by 18 monthly payments of £1/7/1 (total H.P. of £3/13/6) plus 15/- P.P. Send £8-5-0 now

IMPERIAL HI-FI STEREPHONIC RADIOGRAM CHASSIS



The Imperial stereophonic 4-waveband chassis has the most advanced specifications yet offered in this country. There is a built-in ferrite rod aerial, seven piano key buttons, controlling mono/stereo selection, Gram Long-Medium-Short-FM-ON-Off. The unit comes complete with two 10in. elliptical loudspeakers plus a mono/stereo 4-speed automatic record changer. Complete £41/9/6 (Units available separately if required).

Special terms available of £10/7/6 deposit followed by 24 monthly payments of £1/11/6 (total H.P. £48/17/6) plus 17/6 P.P. Send £11-5-0 now

HI-FI EMPRESS RADIOGRAM CHASSIS



This fabulous "Empress" Hi-Fi radiogram chassis is offered complete with 10in. loudspeaker plus 4-speed auto-changer. At only £24/3/0 this is the bargain of the year. (Units available separately if required).

Special terms available of £6/3/0 deposit followed by 18 monthly payments of £1/2/4 (total H.P. £27/3/0) plus 15/- P.P. Send £6-18-0 now

All Lewis Radio equipment including valves are fully guaranteed for one year. Send your cheque or P.O. today while stocks last to Dept. W3/6.

LEWIS radio

LEWIS RADIO, 100 CHASE SIDE, SOUTHGATE LONDON, N.14. Telephone: PAL 3733/9666

WW-150 FOR FURTHER DETAILS.

LONDON CENTRAL RADIO STORES

SUPERIOR TYPE DESK PHONES. Black bakelite mins. Complete with Hand Set. Dial 0-9 and Internal Bell. £9/10/6

GARRARD RC75A. A.C. motor. 3-speed autochanger complete with stylus. Approx. size 12in. x 11in. Height approx. 8in. £45/- P. & P. 10/-

EX EQUIPMENT COLLARO. 3-speed autochangers complete with arm and p.c. Hi-Fidelity Model RC24 also Model RC23. A.C. motor. Approx. size 10in. x 11in. Height 7in. £3. P. & P. 10/-

ELECTRICITY SLOT METERS (1/-) (In slot) for A.C. motor. Fixed scale to your requirements. Suitable for hotels, etc. 200/250, 10 to 84, 1 to 94, 1 to 104; SW A 104; other ampereage available. Reconditioned as new. 2 year guarantee.

QUARTERLY ELECTRIC SLOT METERS. Reconditioned as new. 200/250 x 10 A. 42/6; 16 A. 20/6; 20 A. 27/6. Other ampereage available. 3 years' guarantee.

LONDON EXCHANGE TELEPHONE DIALS (Chrome). New self located. 25/-

TWIN GONG TELEPHONE. extension bells. 21/-

TELEPHONE TELEPHONE CABLE. 200 yard drama. 24/6/0

TELEPHONE TYPE HAND GENERATORS. 50 v. bell ringing 8.8. 20-WAY PRESS-BUTTON INTER-COM TELEPHONES in built-in cabinet with junction box. Turnably overhauled. Guaranteed. £7/16/- per Unit. Complete Installation £15/-

BRASS JACK STRIPS. 12 jack sockets in each strip. Size approx. 11 x 3 1/2in. 12/6. Also 20 jack sockets in each strip. Size approx. 11 1/2 x 3 1/2in. 18/6

M.M. MOVING COIL SPEAKERS. 6in. 9/6. 6in. 3 ohm 10/6. Elliptical 7 x 4in. 3 ohm 10/6

MOVING COIL HEADPHONES channels leather earcups 25/-

8-BANK TELESELECTOR SWITCHES. 250 contacts, alternate wiring £2/10/- 5 bank half size £2/5/- 6 bank half wide 20 contacts 47/6

DESK PHONES. black bakelite cases complete with hand set and internal bell 47/6

HIGH-SPEED ELECTRO-MAGNETIC COUNTERS. 12-Govt. 2000, 5000, 10,000, 20,000, 50,000, 100,000. Size of coin 10/6

WIRELESS SET No. 38 A.E.V. Price range 7.3 to 9.8 Mon. Working range 10 to 20mhz. Size 10in. x 4in. x 9 1/2in. Val. £3/10/6. Includes power supply. Hi fidelity speaker valve and vibrator. Also tank aerial with valve. £6 per pair or £3 single. Colour only

All prices include carriage in United Kingdom except where otherwise stated.

23 LISLE ST. (GER. 2969) LONDON, W.C.2

Closed Thursday 1 p.m. Open all day Saturday

BROADWAY ELECTRONICS

92 Micham Road, Tooting Broadway, S.W. 17

BALham 3904

(Four minutes from Tooting Broadway Underground Station)

GARRARD SPEED DECKS WITH CARTRIDGE Autochangers: AT60 £10/10/-; 3,000 £8/8/-; 2,000 £7/7/-; 1,000 £6/6/-; Autostim £9/5/-; De Luxe Autostim with plug in head. £5/15/-, p. and p. 6/-

Single players: SP25 £10/10/-; SRP12 £5/-; Garrard Plinth W.B.1 £3/12/6, p. and p. 6/- for plinth

CARTRIDGES: Ronette Stereo 25/-; Acos GP67 15/-; G.C.2 Garrard 15/-; AT6 Shellis 5/-, p. and p. 6/-; HG983 Stereo 20/-

SPEAKER ENCLOSURES: "TONY" Corner Cabinet 20 x 10 x 7 1/2in. takes 10 x 6 speaker covered in grey Roxine and Vynal 45/-, p. & P. 5/-

"BLAKE" 12in. heavy duty cabinet size 24 1/2in. x 18in. x 9in. The battle is 2in. thick. Covered Roxine and Vynal 45/-, p. & P. 10/-

"BLAKE DE LUXE" veneered with woodgrain Formica and standing on smart 6in. legs £6/5/-, P. & P. 10/-

"HAYDON" 16 1/2 x 15 x 7 1/2in. Fabric covered suitable for 12in. speaker 45/-, P. & P. 7/6

Critical Mike 200C replaces BM3 30/-, P. & P. 2/- for Stand for same 9/6, P. & P. 1/9

Guitar Pick-up with Screened Lead 12/6, P. & P. 6d. Neon Panel Light Arcolcetric 24/0, A.C. 2/6, P. & P. 6d.


BARGAINS IN TRANSISTORS
AC127, AC114, 114, 117, 118, 119, OC169, 170, 171, 172, 5/6 ea. OC72, 75, 92, 3/6, OC71, 81M3, n.a. RF Packs 1 OC44, 2 OC15 8/6, AF Packs 1 OC81D, 1 OC151, AF Pack 112 GET Pack 12 OC26, 28, 29, 7/6, ORP12 Light Coil 7/6, Diodes OAB1 2/3, OAB1 1/9, P. & P. on all these 6d.

EMERSONS with cord and 3 1/2 mm. plug, 8 ohm magnetic 3/-; 250 ohm 4/-; 170 ohm magnetic with clip 6/-; Crystal 4/-, P. & P. 6d.

SPEAKERS: ELAC Heavy Duty Ceramic Magnet 11.000 pins. 10in. round, 10 x 6in. 15 or 3 ohm 42/6, P. & P. 3/6. 8in. round 15 or 3 ohm 38/6, P. & P. 3/6. F.M.I. 13 x 8in. 15 or 3 ohm 42/6, P. & P. 3/6. Stockists for Eagle Products, Goodman, W.B., Wharfedale, Bakers, Tripletone, Linear, all makes of Amplifiers and speaker systems. Let us quote for your requirements. S.A.E. please. NO C.O.D.



EQUIPMENT CABINETS OF DISTINCTION



LOWFLEX

- Illustrated in this advertisement are two fine cabinets from the Lewis Radio Range.
- These Cabinets are just two of a really extensive range.
- Each one carefully made by British Craftsmen and soundly constructed from the best materials available.
- Fill in coupon below to obtain FREE catalogue showing this wonderful range of cabinets.



IMPERIAL

FREE THE NEW LEWIS RADIO CATALOGUE

Designed to assist your choice of cabinet. The new Lewis Radio Cabinet Catalogue - the most comprehensive ever prepared. Sent absolutely FREE!

Please send your FREE cabinet catalogue

NAME _____

ADDRESS _____

_____ (Dept. W3.6)

CAPITALS PLEASE

LEWIS radio

100 Chase Side, Southgate, London N.14. Tel: Palmers Green 3733/9666

WW-151 FOR FURTHER DETAILS.

TRANSISTORS

ZENER DIODES

KLYSTRONS

Table of Transistors with columns for part number, gain, frequency, and other specifications.

Table of Zener Diodes with columns for voltage, power, and tolerance.

Table of Klystrons with columns for frequency, power, and gain.

GERMANIUM POINT CONTACT DIODES

Table of Germanium Point Contact Diodes with columns for part number and specifications.

MAGNETRONS

Table of Magnetrons with columns for frequency, power, and gain.

PHOTOCETS GS16-CV428

Osram-Aulimcor Contact Sensible. Side-on window. Working voltage 140-160V. Anode voltage 100-110V. SPECIAL OFFER AT 50c.

Set of two 2N4101 and one 2N4102

FULLY GUARANTEED



Large table of vacuum tube types and their specifications, including 6X4, 6X5, 6X6, etc.

Table of vacuum tube types and their specifications, including 6AR5, 6AV6, 6BE6, etc.

Table of vacuum tube types and their specifications, including 6BD6, 6BE6, 6BE7, etc.

WHEN ORDERING BY POST PLEASE ADD 2/6 IN £ FOR HANDLING AND POSTAGE. MINIMUM CHARGE 1/6. PLEASE ORDER YOUR FURLOUS STOCK OF VALVES, KLYSTRONS, MAGNETRONS, ETC. WE PAY £1.00 FOR 721A/B AND 1K25 KLYSTRONS, SUBJECT TO TEST

Z. & I. AERO SERVICES LTD.

RETAIL BRANCH: 85 TOTTENHAM COURT ROAD, W.1. Tel: Langham 8403. (Open all day Saturday) Please send any correspondence and Mail Orders to ADDRESS OF HEAD OFFICE AT 44A WESTBOURNE GROVE, LONDON, W.2. Tel: PARK 5641/2/3

WW-153 FOR FURTHER DETAILS.

FEATURE PAGE

Brand New German & British PVC RECORDING TAPES also Pre-Recorded Language Courses in French, Italian, German & Spanish

Our tapes are manufactured by world famous firm and offered at less than half-price. All tapes are 100% tested, have fitted leaders, are boxed and fully guaranteed. These tapes are comparable with any other on the market today.

S.P.	3in.	150ft.	2/3
	5in.	600ft.	6/-
	5 1/2in.	900ft.	7/6
L.P.	7in.	1,200ft.	10/-
	3in.	225ft.	2/6
	5in.	900ft.	7/-
D.P.	5 1/2in.	1,200ft.	11/-
	7in.	1,800ft.	13/6
	3in.	400ft.	5/-
	5in.	1,200ft.	13/-
	5 1/2in.	1,800ft.	18/-
	7in.	2,400ft.	23/6

Postage and
Packing 1/-
per spool, 4
or more post
free.

Learn foreign languages the easy way from brand new pre-recorded tapes in German, French, Spanish, Italian.
26 easy step-by-step lessons on each tape, recorded at 3 1/2 i.p.s. and supplied complete with hand-book. Normal retail price 59/6 each. Our price 19/6 each. Postage 1/- each.

STARMAN LTD.

28 LINKSCROFT AVENUE, ASHFORD, MIDDX
ASH S3020



FANTASTIC OFFER

Thinnest portable Radio and Record Player ever achieved in the world at the lowest ever price.

Only £12/19/6 incl. batts. or £4 dep. 6 monthly payments of 37/-

Known as the Radio Photograph, it measures 10 1/2in. x 7in. x 1 1/2in. Skilfully designed and a technical achievement in size, power and reception. Plays 45 & 33 r.p.m. records using high efficiency crystal pick-up. Transistorised and powered by 4 U7 batteries (6v.). A unique bargain, guaranteed and serviced by us, the only supplier in Britain. Send cheque or P/O plus 6/- to: A.T.M.O. (Imports), 59 Whitehicks, Letchworth, Herts. Tel.: 3590

TELEVISION TUBES Fully Guaranteed

14in. MW 30-24	C 14 FM etc.	5	7	6
14in. AW 36-21	CNE 1402 etc.	4	17	6
17in. MW 40-69	CRN 171 etc.	5	17	6
17in. AW 43-80	CRN 173 etc.	5	17	6
17in. AW 43-88	CNE 1702 etc.	5	17	6
18in. AW 47-80	CNE 1801 etc.	7	9	6
18in. AW 47-81	C 18 AE etc.	7	9	6
21in. MW 53-20	MW 53-20 etc.	7	12	6
21in. CNE 2101	CRN 210 etc.	7	12	6
23in. AW 58-21	CNE 2301 etc.	7	17	6
24in. MW 61-80	C 24 KM etc.	8	17	6

and many other types (All available from stock). GABRIEL LTD.

C.R.T.S., 35 Broomwood Road
ST. PAUL'S CROY
Orpington 21285



The PUNCH
you need!

HOLE PUNCHES

Instant Type	3in. diameter	6/10 ea.
Screw-up Type		
1 1/2in. diameter Toggle switch		8/6 ea.
3in. " B7G		8/6 ea.
3in. " B8A, B9A		9/- ea.
3in. " "		9/6 ea.
3in. " "		10/2 ea.
3in. " "		10/8 ea.
3in. " Int. Octal		11/8 ea.
4 1/2in. " "		13/4 ea.
4 1/2in. " "		16/2 ea.
4 1/2in. " B9G		21/8 ea.
4 1/2in. " "		24/8 ea.
2 1/2in. " Meter		33/2 ea.

Complete Set £9 3 6.

No extra charge for postage and packing in the U.K.

Tompkins & Longman

237 GIPSY ROAD,
WEST NORWOOD,
S.E.27
Tel. Gipsy 5000

sales engineers

Due to the continual expansion of the company's activities in the Radio communications field, vacancies exist for SALES ENGINEERS in both U.K. and EXPORT Sales Departments.

Duties will comprise preparation of proposals and customer liaison and give opportunities for travel at home and abroad.

A fast-growing company, RACAL COMMUNICATIONS LIMITED is in the forefront of the communications field, and is located at Bracknell, Berkshire, approximately 30 miles from London.

Successful applicants will be expected to possess a thorough knowledge of communications techniques.

Drive, enthusiasm and team spirit are essential. Previous commercial experience is highly desirable.

Salary scale will be determined by qualifications and experience.

In the first instance applicants should write giving brief details of education, experience and qualifications to:-

RACAL
THE RACAL GROUP

Sales Director,
Racal Communications Limited,
Western Road,
Bracknell, Berkshire.

CLASSIFIED ADVERTISEMENTS

DISPLAYED: £5 per single col. inch.

Other advertisements (non-obj.) 5/6 per line (approx 7 words), minimum two lines.

Where an advertisement includes a box number (count as 2 words) there is an additional charge of 1/-.

SERIES DISCOUNT: 15% is allowed on orders for twelve monthly insertions provided a contract is placed in advance.

BOX NUMBERS: Replies should be addressed to the Box number in the advertisement. c/o Wireless World, Dorset House, Stamford Street, London, S.E.1.
No responsibility accepted for errors.

Advertisements accepted up to MARCH 7 for the APRIL issue, subject to space being available.

SITUATIONS VACANT

COMMERCIAL RADIO STATION (U.K.)
BROADCASTING in medium wave band, requires three high power transmitter engineers with associated audio and line equipment experience; salary up to £1,500 p.a.—Write Personnel Director, Box W.W. 1457, "Wireless World."

DYE CAMBRIDGE WORKS, Ltd., Haig Rd., Cambridge.
• SINGLE sideband equipment.
• VHF radiotelephone equipment.
• HI-FI reproduction equipment.
WE require trained personnel for production testing and fault finding of modern equipment.
WE have limited vacancies for more senior and experienced men with drive, who can lead small teams engaged on this work.
WE have now limited vacancies for persons of less experience who can be trained for such work.

• APPLY to: The Personnel Director, 151 University of OXFORD, Inorganic Chemistry Laboratory.

HEAD of Electronics Section. Qualified electronics Technician required to take charge of section of Research School in the Inorganic Chemistry Laboratory. Some experience with stabilised power supplies, spectrophotometers, oscilloscopes, electron microscopes, etc. would be useful. Salary on Senior or Principal Technician scale according to qualifications and experience. University pension scheme. Good holidays and conditions of work.—Applications to the Secretary, Inorganic Chemistry Laboratory, South Parks Rd, Oxford. 11405

PERMANENT and progressive for first-class ROYAL Engineer (Mech and field), N.W. area, good salary, transport and subsistence allowance; if you are a top class man—field work only. 11382

GRAMPLAN REPRODUCERS, Ltd., Harworth Trading Estate, Featherthorpe, Notts. require a senior engineer for development of audio equipment. Fully equipped in public address applications. 11405

FULL-TIME technical experienced Salesman required for retail sales, write, giving details of previous experience, salary required to The Manager, Henry's Radio, Ltd., 3-5, Edwars Road, Weymouth, W.W. 11409

TEST Service Engineer, adventurous young man required capable of working on own initiative in busy 24-hour assembly of aircraft engine manufacturing complex control systems, WCI—Apply Box W.W. 1349, Wireless World.

BEST LONDON AERO CLUB invite A & D licensed engineer with capital and/or necessary equipment to commence radio workshop; alternative propositions may be considered.—Write full details to White Waltham Aerfield, near Maidenhead, Berks. 11417

ELECTRONICS, enthusiastic man required for production development laboratory, practical electronics and O.N.C. Maths. (Maths) essential, see unimportant, salary according to need and experience.—Ed. Chiswick 6661/2/3 for appointment. 11426

CHIEF Transformer Designer required for wide range of small transformers, degree of A.M.I.E.E. preferred and a very attractive salary will be paid. We are part of a public company and operate a pension scheme.—Write: Managing Director, Drake Transformers, Ltd., Kemnal Lane, Hitherley, Essex. 11426

CIVIL AVIATION, Telecommunications.—The Ministry of Aviation has vacancies for Radio Technicians at airports, Air Traffic Control centres, radio stations and other specialised engineering establishments throughout the United Kingdom. The numbers and speed of air traffic today demands a complex, co-ordinated and reliable telecommunications system for airports, en-route navigation and air traffic control. In order to ensure the highest standards of safety, the Ministry's radio technicians play a vital role in the installation, maintenance and technical operation of this system. Their duties embrace a wide range of equipment, including primary surveillance and approach radars, secondary surveillance radars, radar navigational and landing aids, radio and line communications, electronic aids to display, automatic TV, digital and analog computers. Candidates should be aged 19 or over, of British nationality and possess a sound basic knowledge of radio electronics with practical experience in at least one of the main branches of Telecommunications. The possession of formal qualifications would be an advantage. Training and equipment and new techniques are provided by the Ministry's Civil Aviation Studies Training Establishment, Hitherley, Essex. Holders of diplomas are encouraged to study for technical and professional qualifications, and generous assistance, including part-time study, is given in special circumstances. Full-time study is salary provided. There are good prospects of permanent pensionable posts and promotion to a higher class with a salary ranging from £1,032 per annum to £1,911 per annum. Starting salary will be according to age: £747 per annum at 19 to £962 per annum for entrants aged 25 or over, and rise to £1,163 per annum. Annual leave is 3 weeks and 3 days, plus 9 days for public holidays.—For further details apply to Mr. J. Robinson, M.P.E.E., A.M.I.E.E., Ministry of Aviation, Room 754, The Adelphi, London, W.C.2. 11419

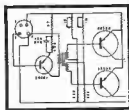


Radiomobile

BRITAIN'S CAR RADIO SPECIALISTS
Urgently seek to interview:

RADIO SERVICE ENGINEERS

Due to continued expansion it is now desirable that we should increase our technical staff, and opportunities for advancement are readily available for men with the right experience and ability.



We are able to offer highly competitive rates of pay, with excellent conditions of employment, which include Superannuation and Life Insurance Schemes.

Please apply to the Personnel Manager,
Mr. G. J. Sharkey,

RADIOMOBILE LIMITED,

Goodwood Works, North Circular Road, N.W.2
Telephone GLADstone 0171 Ext. 129

A SUBSIDIARY OF SMITHS INDUSTRIES LIMITED



SEEKING ALTERNATIVE EMPLOYMENT?

Our dynamic organisation is geared to obtain for you the best job available in the area you require. If you are seeking employment in S.E. England and have at least two years' experience in British industry, contact Electronics Appointments Ltd., who are the foremost source of employment in Great Britain. Write or phone for details of our free and confidential service.



Electronics Appointments Ltd.,
Norman House, 105-109 Strand,
W.C.2. TEMple Bar 5557-8.



SYSTEMS TEST ENGINEERS

Pyc Telecommunications Limited require Systems Test Engineers for work on custom-built control systems for v.h.f./u.h.f. radio schemes. Knowledge of line and/or radio techniques essential. Experience on carrier equipment or v.f. telegraphy or telephone exchange equipment is desirable.

Apply to: Personnel Manager,
Pyc Telecommunications Ltd.,
Newmarket Road,
Cambridge. Tel. No.: Teversham 5131.

ASSISTANT TELECOMMUNICATIONS ENGINEERS

Required by the EAST AFRICAN POSTS AND TELECOMMUNICATIONS ADMINISTRATION on contract for one out of 24 months in the first instance. Commencing salary £1,094 in scale rising to £2,262 a year including allowances. Terminal Gratuity 25% of salary drawn. Generous disturbance allowance. Free passages. Liberal leave on full salary. Accommodation provided at low rental.

Candidates should be aged between 28 and 45 years and possess the relevant City and Guilds Certificates, or equivalent, and have gained experience in one or more of the following: (1) Automatic Telegraphy, (2) Carrier and Telegraph Equipment, (3) H.F. and V.H.F. Radio, (4) External General, (5) Underground Cable Planning.

Apply to CROWN AGENTS, M. Dept., 4 Millbank, London, S.W.1, for application form and further particulars, stating name, age, brief details of qualifications and experience, and quoting reference M2T/62721/WF.

MARCONI INSTRUMENTS LIMITED

ST. ALBANS · HERTFORDSHIRE

ARE YOU A SKILLED AND EXPERIENCED ELECTRONICS TECHNICIAN?
HAVE YOU BEEN A WIRELESS OR RADAR FITTER IN THE ARMED FORCES?
CAN YOU DO A PROFESSIONAL REPAIR JOB ON A T.V.?
DO YOU HAVE GOOD TECHNICAL QUALIFICATIONS BUT LACK INDUSTRIAL EXPERIENCE?

If you can answer "YES" to at least one of these questions then we should like to hear from you.

We need new test and calibration engineers to help us increase the output of our very wide range of telecommunication measuring instruments.

The work requires the understanding of the most modern and varied circuit techniques and embraces all frequencies up to U.H.F.

The posts are permanent and pensionable; they offer first class staff conditions in a key export Company of English Electric; they will prove attractive to men who believe strongly that there is a real career for them in production.

Call and talk it over if you live close to us at St. Albans. If you would prefer to phone, then ring ST. ALBANS 59292 during the day, or COLNEY HEATH 475 in the evenings, and ask for Mr. Dyson. Alternatively, write to our Personnel Officer, giving details of your training and experience and quoting reference WW2890A.

The Personnel Officer, Marconi Instruments Limited, c/o Directorate of Personnel, English Electric House, Strand, London, W.C.2.

SERVICE Engineer—Due to continued expansion of our Audio Division, we now require two first-class Service Engineers who are experienced in working with high quality audio and tape recorder equipment. Applications in writing, giving full details of experience, age and salary requirements, to: Personnel Officer, Trivox, Ltd., Neusten Lane, London, N.W.10.

TEST engineers—Applications are invited from test engineers with previous industrial experience of radio transmitting apparatus, receivers and transmitters; successful applicants will be offered positions on the company's permanent staff, starting commensurate with qualifications and experience. Apply in writing, giving full details of qualifications to: Personnel Officer, Reddon, Ltd., Bromhill Rd., S.W.18. 1124

CITY OF GLOUCESTER EDUCATION COMMITTEE—Laboratory Technician required in the Department of Electrical Engineering. Some knowledge of electrical apparatus and electronics. For further particulars Salary £705 to £805, then on satisfactory report to £890 p.a.—Further particulars from the Principal, Technical College, Bristol Rd., to whom letters of application should be sent within 10 days of this advertisement. 1121

NORTHERN POLYTECHNIC, Halloway, London, N.7. The Governing Body invites immediate applications for appointment as (a) Senior Lecturer, and (b) Lecturer in the Department of Electronics and Telecommunications. The lecturers will be expected to cover the graduate syllabus of the I.E.R.E. and Part III of the I.E.E. and should hold a degree of a British University or equivalent qualifications and be Corporate Members of an appropriate professional engineering institution. Previous teaching and industrial experience an advantage. Salary scales—Senior Lecturer £2,140-£3,030 p.a. Lecturer £1,975-£2,860 p.a. Plus £70 London Allowance. Apply for further particulars (state post, in which interest) and form of application, R. H. Carrell, F.C.A., Clerk.

UNIVERSITY of the West Indies, Department of Physics, Electronics Engineer. The University of the West Indies invites applications for the post of Electronics Engineer to help establish an electronic workshop. The workshop will be intended to assist all departments throughout the University and the Teaching Hospital in connection with electronic equipment. The equipment has the widest variety from a mass spectrometer to high powered K.F. transmitters. Applicants should have had a wide experience. The total emoluments for the post will be between £1,500 p.a. upwards to about £2,100 p.a. Applications should be addressed to Professor F. W. H. Wright, Department of Physics, University of the West Indies, Kingston, Jamaica, and should state in detail the qualifications and experience with the names of 3 referees. 11412

RADAR Technician required by the Government of Zambia, Meteorological Services, on contract for one out of 36 months in the first instance. Commencing salary according to experience in scale rising to £1,525 p.a. plus allowances. Terminal Gratuity 25% of total salary drawn. Free passages. Children's educational allowances. Generous leave. Industrial Conditions preferably aged between 25 and 45, must possess Intermediate Certificate or its equivalent or its equivalent and have five years' experience in the installation and maintenance of radar and sea band radar. Familiarity with Plessey (Dracon) Weather and Wind-measuring equipment would be an advantage. The duties of the post will involve travel to various parts of Zambia. Apply to Crown Agents, M. Dept., 4 Millbank, London, S.W.1, for application form and further particulars, stating name, age, brief details of qualifications, experience, and quoting reference M2T/62827/WF. 11420

VHF TEST ENGINEERS

CAMBRIDGE WORKS LIMITED have vacancies in their expanding Test Organisation for men with experience of VHF Transmitters and Receivers.

Men with Service training in VHF equipment would be suitable.

Progressive rates of pay and promotion and good facilities for training are offered.

Apply: Personnel Manager,
Cambridge Works Limited,
Haig Road, Cambridge.

Be where the break-through is being made in



Be at RBM in Welwyn!

Opportunities in the following Product Groups:

**TELECOMMUNICATIONS: NUCLEONICS: TELEVISION
MEDICAL EQUIPMENT: INDUSTRIAL CONTROL**

Big things are happening at RBM Electronics. Big break-throughs. In every field RBM technologists are pushing forward the old frontiers, to pave the way for tomorrow. With RBM at Welwyn, research is the key-note. There are immediate opportunities in new and expanding fields for PROJECT LEADERS, DESIGN and SALES ENGINEERS as well as vacancies in other Departments for qualified technicians and graduates in such fields as Test and Installation. In the factory we need a first-class Chief Production Engineer, Estimators and Rate Fixers. This expansion could open the door for you to share in important development growth. All positions offer genuine promotion prospects as expansion continues. Attractive working conditions too - Welwyn, with its modern buildings and open spaces, is located in pleasant Hertfordshire countryside less than 30 minutes from London. Assistance with housing in certain cases. Participation in all Rank Organisation benefits, including pension and non-contributory life assurance. Make the break-through now: tell us about your career to date, specifying any qualifications you have attained and which division you are interested in,

The Personnel Manager, Rank Bush Murphy Electronics, Welwyn Garden City, Herts. Tel. No. Welwyn Garden 23434

Outside normal working hours, use our telephone answering service, Ring Welwyn Garden 27906.

Give your name, address and the type of vacancy that interests you. An application form - and details of our operation and current vacancies - will be in the post to you tomorrow morning.



**RANK BUSH MURPHY
ELECTRONICS**

STC

RADIO DIVISION

**TEST
METHODS
ENGINEERS**

We require engineers to specify test methods and design test equipment. Education to H.N.C. standard and two years practical experience are desirable and an interest in automatic test methods would be an advantage.

Starting salary up to £1,225 p.a., Pension Scheme and non-contributory benefits apply to these positions, which offer good prospects for promotion.

For further details write or telephone the:—

Personnel Manager, Radio Division,
Standard Telephones and Cables Limited
Oakleigh Road, New Southgate, N.11.
telephone ENTERprise 1234, ext. 489.

IMPERIAL COLLEGE, South Kensington, S.W.7, Electronics development; we have a new and interesting vacancy in our electronics group concerned with the application of electronics techniques to our chemical engineering and technological research; several years' practical experience and a good knowledge of transistor circuitry are essential; H.N.C. would be an advantage; this is a unique opportunity to enter the department at a time of rapid expansion and re-equipment; there are excellent opportunities for working on instrument design and systems engineering; starting salary will be in the range of £1,000 to £1,200; write in confidence to—Professor G. R. Hall, Department of Chemical Engineering and Chemical Technology, Imperial College, London, S.W.7.

**TELECOMMUNICATIONS
ENGINEERS**

required by the GOVERNMENT OF MALAWI on contract for one tour of 24-36 months in the first instance. Commencing salary according to experience in scale (including overseas addition) rising to £1,905 a year. Gratuity 15% of total salary drawn. Outfit allowance £30. Free passages. Liberal leave on full salary. Generous education allowances. Quarters at low rental.

Candidates, preferably aged 25-45 years, must have at least 5 years experience in one or more of the following branches of telecommunications engineering, after completion of two years approved training: Automatic exchanges and Subscribers Apparatus; carrier and V.H.F. equipment; HF radio; overhead lines or underground cables (construction). They must possess at least one appropriate City and Guilds Certificate. Previous overseas experience and experience in training and supervision of subordinate staff would be advantages. For certain posts the ability to instruct and control large numbers of low graded staff is essential.

Apply to CROWN AGENTS, M Dept., 4 Millbank, London, S.W.1, for application form and further particulars, stating name, age, brief details of qualifications and experience, and quoting reference M2T/626-8/WF.

**NEW TELECOMMUNICATIONS
DEVELOPMENTS**

Involving some of the most advanced equipment in the world, offer careers of outstanding interest, secure and well-paid, to science and engineering graduates. A Royal Signals Officer is trained to command men. He leads a full and satisfying life, much of it out of doors. During his career, he has ample opportunity to obtain professional qualifications and to use them in tackling interesting problems in many different countries. The Royal Corps of Signals is responsible for the network, and also for a world wide static communications system. It needs graduates as officers, and offers immediate commissions to suitable candidates. Pay and allowances now compare very favourably with anything a young graduate could earn in civilian life. Applicants should be under 25, and should hold (or be studying for) a degree or a diploma recognised by the National Council for Technological Awards, preferably in: Mathematics, Physics, Applied Science, Natural Science, Electrical Engineering, or a diploma acceptable to the Institution of Electrical Engineers or the Institution of Electronic and Radio Engineers, as giving exemption from these Institutions' examinations. Service can be either for a short period (minimum three years with tax-free gratuity) or as Limited Service Regular Officer (initially for 16 years with a pension and gratuity at the end) or for a full career up to at least 55. For further details write stating age and educational qualifications held (or for which studying) to: Lt.-Col. D. L. Pounds, Room 045, Ministry of Defence, Dept. 48, Old War Office Building, Whitehall, S.W.1.

ENGINEERS and Technicians required with Electronic or Physics education for research, development and maintenance on a wide range of medical and electronic equipment. Current development projects include: in-circuit pressure measurements, Radiotelemetry according to air and experience plus London Allowance.—Application forms from the Secretary (EW), The Honorary Miss Children, Great Ormond Street, London, S.E.1. 11424

UNIVERSITY OF NOTTINGHAM. The Department of Civil Engineering has a vacancy for a Senior Technician with electronics and electrical experience. Duties will include the maintenance and development of data measuring and recording systems, strain bridges and allied equipment. Salary scale should be capable of and filled under the minimum of supervision and a recognised trade apprenticeship with O.N.C. or equivalent will be considered an advantage. Salary within the range £280 to £1190 according to qualifications and experience. Applications in writing to the Head of Department, Civil Engineering Department, University of Nottingham, Nottingham. 11467

ELECTRONICS Technician required in physiological laboratory, re-assigning with transistORIZED recording facilities for co-operative work with the Hospital and service equipment. There are excellent opportunities for co-operative work with the Hospital Department of Physics. The person appointed will be expected to undertake some administrative responsibility in the Dept. Applicants, aged 25-30, should hold an O.N.C. or equivalent with London Weighting in the range £280-£1190. London Weighting of £45 p.a. with superannuation—apply giving details of experience to the Secretary, Guy's Hospital Medical School, London, Bridge, S.E.1. 11426

Manchester and Great Lancashire Areas Television Rental Service Managers.

The present Service organisation and procedures are simple and efficient and the quality of engineers is extremely high. These factors have enabled us to meet the requirements of BBC-2 without undue difficulties. The resultant increase in subscribers has created these vacancies.

Applications for these positions should be made to this BOX NO. 5020, c/o "Wireless World", and show evidence of an understanding of all facets of Service Management and of effectiveness in implementing speedy and efficient service. Ability to undertake further responsibility in the future will be welcomed. Conditions of employment are generous. Removal expenses will be paid if necessary.

ELECTRONICS Technician wanted to aid in design and construction of apparatus for Psychological research—Application forms from Educational Officer, University College London, Gower St., W.C.1. quoting Psy/5. (1438)

IMPERIAL COLLEGE Research Assistant required R for a space research group centred at Silverton Park, near Ascot, working on rubidium and proton magnetometers for rocket measurements of magnetic fields in the ionosphere, currently concerned with the national Skylark and ESRO rocket programmes. Candidates with 1st or 2nd class degree in electronics or physics required. Salary in the range £1,110-£1,335 according to qualifications and experience, with P.S.U.—Applications to Geophysics Dept., Imperial College, London, S.W.7. (1439)

ROYAL MILITARY COLLEGE OF SCIENCE, SHRIVENHAM, SWINDON, WILTS. OPPORTUNITY FOR RESEARCH—Experimental Officer is required for a research project in the field of electromagnetic radiation. Excellent facilities and conditions. Work suitable for publication and submission for higher degrees. Qualifications: Appropriate H.N.C., Pass Degree or equivalent. Experience in electronics generally, and aerial and microwave measurements in particular an advantage. Age: Applicants must be at least 26 years of age. Salary: Within the incremental scale: £1,365x6 annual increments to £1,734 p.a. Accommodation: Temporary single accommodation in the Officers' Mess or the possibility of a married quarter.—Please write for further details in confidence to Professor M. H. F. Pott, Electronics Branch, or for form of application to C.E.P.O. Royal Military College of Science, Shrivenham, Swindon, Wilts. (Please quote reference R.3225/67). (1435)

PART TIME CONSULTANTS

An expanding new Company wishing to enter electronics field requires services on a part-time basis of men experienced in the field of H.F. circuitry/transformer design. Reply in complete confidence to

Box No. 5019

c/o "WIRELESS WORLD."

AGENTS REQUIRED

FOR PUBLIC ADDRESS AND SOUND-REINFORCEMENT EQUIPMENT

Established Sound Equipment Manufacturer requires experienced Agents for Sales and Service of Public Address equipment in the following areas:

London and Home Counties
East Anglia
Lancashire/Cheshire (Manchester)
Yorkshire (Leeds)
North-East (Newcastle)
North-West (Blackpool)
Midlands (Birmingham)
South Coast (Portsmouth/Southampton)
Existing contracts advantageous, but the manufacturer will provide new leads. Generous terms available. Write: Box No. 5021 c/o "Wireless World."



SYSTEMS DESIGN ENGINEERS

PYE TELECOMMUNICATIONS

require

SYSTEMS ENGINEERS FOR THE DESIGN OF CONTROL SYSTEMS FOR USE WITH RADIO COMMUNICATIONS NETWORKS

Applicants must be experienced in the design and maintenance of telephone switching equipment or multi-channel telephone systems and be familiar with the principles involved.

Experience of the application of such systems to radio bearer circuits is desirable but not essential.

Corporate membership of the I.E.E. is desirable but applicants without such qualifications who can prove wide experience up to a recent date will be considered.

Apply to: Personnel Manager,
Pye Telecommunications Ltd., Newmarket Road, Cambridge.



SERVOMEX have vacancies in the INSTRUMENT DEVELOPMENT DEPARTMENT

for

**Precision
Instrument Engineers
Circuit Engineers
Servo Engineers
Technical Assistants**

We have vacancies at almost all levels for men or women with enthusiasm. For the Senior posts a degree or equivalent is required and several years design experience on products COMPARABLE with ours.

Please write to Personnel Manager,
Servomex Controls Limited,
Crowborough, Sussex.

CENTRAL ELECTRICITY GENERATING BOARD

South Eastern Region
North Thames Division

BRADWELL NUCLEAR
GENERATING STATION

require

MAINTENANCE CRAFTSMEN
(INSTRUMENTS)

Applicants should have had experience in the maintenance of physical instruments, electronics and/or telecommunications equipment.

Gross weekly wage £20.10.9 for a 40 hour 5 day week on staggered day working plus service increments after 2 and 3 years' service.

Rented housing accommodation may be available to the successful applicants.

Applications quoting Vacancy No. 1057/66 (W.W.) and stating age, present position and previous experience should be sent to the Station Superintendent, Central Electricity Generating Board, Bradwell Generating Station, Southminster, Essex.

RADIO ENGINEERS
and COMMUNICATORS

Required by the GOVERNMENT OF ZAMBIA, Department of Civil Aviation, on contract for one tour of 36 months in the first instance. Gratuity at the rate of 25% of total salary drawn. Children's allowances. Free passages. Quarters available at moderate rental.

RADIO ENGINEERS GRADE I —(M2T/62800/WF)

Salary according to experience in scale £1,615 to £1,855 a year. Candidates, aged 32 to 50 years, must have had 12 years' experience following a 5 years' apprenticeship or gaining a Services Trade Certificate or a M.O.A. or I.C.A.O. Certificate of Competency (or equivalent). They must have a sound theoretical knowledge of and experience in the maintenance, overhaul and installation of ground terminal radio communication equipment and navigational aids used at Airports and Flight Information Centres.

RADIO ENGINEERS GRADE II —(M2T/62809/WF)

Salary according to experience in scale £945 to £1,580 a year. Candidates aged 21 to 50 years, require qualifications as for Grade I Engineers but less experience is acceptable.

COMMUNICATORS GRADE I —(M2T/62812/WF)

Salary according to experience in scale £945 to £1,580 a year. Candidates, aged 21 to 50 years, must have a 1st Class P.M.G. Certificate, or Air Force, Naval or Marine Communicators Trade Certificate of Competency, together with three years' experience and Certificate of Competency, speeds of 25 w.p.m. and 20 w.p.m. respectively. Proficiency in radio telephony operation to international standards is required.

Apply to: CROWN AGENTS, M. Dept., 4 Millbank, London, S.W.1, for application form and further particulars, stating name, age, brief details of qualifications and experience, and quoting the relevant reference.

English Electric Leo Marconi

Computer
servicing

Have you had experience in the Forces in maintaining radio, radar or missile electronics?

If so, there could be a career for you as a computer engineer with English Electric Leo Marconi, Britain's leading company in the field of digital computers.

Salaries, fringe benefits and conditions of employment are all that you might expect from such a successful organisation.

Full time training would be given in our own schools in London or Kidsgrove and vacancies exist in the London Area, the Midlands and South West Lancashire.

To obtain more information about the exciting possibilities that exist for you, write to:—
The Personnel Officer,
Department WW.M.18,
English Electric-Leo-Marconi Computers Ltd.,
24 Minerva Road,
London, N.W.10.

EELM



TEST ENGINEERS

Due to Company expansion, The Decca Navigator Company Limited wishes to recruit the services of Test Engineers for the testing of Radio Navigation and Survey Equipment.

We are world leaders in this field and have an extensive and interesting programme planned for the future.

Applicants with a first class background of T.V. and Radio Servicing or Telecommunication Electronic and Control Circuiting are required.

The salary paid will be commensurate with ability and experience.

Please apply for interview giving brief details of experience, qualifications and present salary to:—

The Personnel Officer,
The Decca Navigator Company Limited,
88 Bushey Road, Raynes Park, London, S.W.20.
Telephone: WIMbleton 8011.

TEST GEAR ENGINEER

We manufacture and develop Precision Electro-Mechanical Components and Electronic Control and Measuring Instruments. We have a vacancy for a Test Gear Engineer who will be responsible for the analysis of test requirements, the establishment of test methods and the development of test units. The work would include the precision measurement of D.C. and A.C. at low frequency.

Applications are invited from persons with suitable practical experience who need not necessarily have any formal qualifications. The position demands a sense of responsibility, attention to detail and initiative. The starting salary will be in the range £1,000—£1,200 per annum.

Please write or telephone for an application form, quoting reference ARN to the Personnel Manager,

Rank Pullin Control,
Great West Road,
Brentford, Middlesex.

RADIO TECHNICIANS

A number of suitably qualified candidates will be required for testing, leading to permanent and pensionable employment, normally at Cheltenham but with opportunities for service abroad or appointment to other UK establishments including London.

Applicants must be 19 or over and be familiar with the use of Test Gear and have had Radio/Electronic Workshop experience. They must offer at least "O" level (GCSE) passes in English language, Mathematics and/or Physics or both. The City and Guilds Telecommunications Production Intermediate Certificate or equivalent technical qualification.

They commence to age, e.g. at 19 2747, at 25 2962 (highest pay on entry) rising by four annual increments to £1,104.

Prospect of promotion to grades in salary range £1,032-£1,681.

Annual leave allowance of 3 weeks 3 days, rising to 4 weeks 2 days.

Normal Civil Service sick leave regulations apply.

Apply:
Recruitment Officer (RT70),
Government Communications Headquarters,
Gable, Price's Road, Cheltenham, Glos

A UNIQUE opportunity occurs for an enthusiastic but capable engineer with wide interests to take charge of the control room for the Theatre and Recording Studios at one of Britain's leading entertainment agencies; must have knowledge of recording, high overhauling and maintenance, a working knowledge of public address system and mixing panels, some knowledge of lighting, be able to operate film film projection equipment and able to carry out first line maintenance and/or installation; an interesting position for a hard-working person.—Apply, in writing, giving as full details as possible to: The General Manager, West One Entertainments, Ltd., 20, Manchester Square, London, W.1. 11414

ELECTRONIC Technician. Do you enjoy playing around with electronic gadgets? Here is a chance to make a career of your hobby. We offer you interesting and varied work in the field of electronic instrumentation. This small but expanding department is concerned with the design and application of electronic circuits required for the testing of diesel engines and their fuel injection systems. Staff conditions are good and include sickness and contributory pension and life assurance schemes, restaurant facilities, etc.—In the first instance, applicants should write in confidence, giving only brief personal details to: The Personnel Manager, Simms Motor Units, Ltd., Oak Lane, East Finchley, N.2. Fin. 2592. 11421

WANTED: ENGINEERS WHO WILL TRAVEL

To meet continued expansion the Service & Calibration Department of the Livingston Group has a number of interesting vacancies to fill.

They offer applicants with the right qualifications an opportunity to join a young team with excellent working conditions, three weeks' annual holiday and pension scheme.

Vacancies include:

CUSTOMER LIAISON AND CALIBRATION ENGINEERS for work in connection with the Group's Instrument Hiring Scheme. Preference will be given to applicants with

experience of electronic instrumentation and systems who are interested in the application side. They will be responsible for the check-out and calibration of a wide number of equipments. Sound experience, necessary and first rate technical qualifications desirable. The posts offer the right men excellent opportunities for advancement.

FIELD ENGINEERS with experience in industrial electronic systems, to install and service a wide variety of equipment. Experience with laboratory instrumentation, computers or industrial X-ray equipment desirable, current driving licence essential.

Write giving brief details of background, and salary required to:

Mr. R. J. Mundy,
Manager, Service & Calibration Dept.,
Livingston Laboratories Ltd.,
Greycoines Estate, Bushey Mill Lane,
North Watford, Herts.
Telephone: WATFORD 41291

THE
Livingston
GROUP



The Civil Service

Professional and Technical Appointments

The Civil Service offers an interesting and full career for professional engineers in government departments ranging from Cadetships which provide professional training for young graduates to Chief Engineer appointments with salaries of over £5,000. A booklet giving further details can be obtained from the Civil Service Commission at the address given below.

Current vacancies include the following:—

EXECUTIVE ENGINEERS POST OFFICE

At least 30 posts in London and Provinces for mechanical, electrical and electronic engineers to develop and design communications systems and postal service equipment.

QUALIFICATIONS: Degree or Dip. Tech. in Mechanical or Electrical Engineering, Physics, or Applied Physics or, exceptionally, very high professional attainment. Final year students may apply.

SALARY (Inner London): £877-£1,806. Salary under review. Promotion prospects.

AGE: At least 21 and normally under 35 on 31.12.66. Some extensions for service in H.M. Forces or Overseas Civil Service. (Reference: S/322.)

ELECTRICAL ENGINEER MINISTRY OF DEFENCE (ARMY DEPARTMENT)

Engineer required at ROYAL ORDNANCE FACTORY, Bishopston, Renfrewshire, for the maintenance and extension of the Electrical Installation of the explosives factory, including 11 KV distribution system, Power Station, and special plant, etc.

QUALIFICATIONS: Applicants should have satisfied the basic training and examination requirements for Corporate Membership of the I.E.E. Knowledge of the Factory Acts and Electrical Safety Regulations including Explosive Electrical Regulations and I.E.E. Wiring Regulations is essential. Opportunities for promotion. Candidates under age 35 may apply immediately for permanent appointment. Older candidates can be considered for a pensionable appointment after nine months' service.

SALARY (interim): £1,068-£1,633.

APPLICATION FORMS from Ministry of Defence, C.E.2(g)2(A/D), Northumberland House, Northumberland Avenue, London, W.C.2. Candidates under age 35 applying for permanent appointment should obtain forms from the Civil Service Commission, Savile Row, London, W.1, quoting S/85.

ENGINEERING CADETSHIPS

providing training and experience in accordance with the requirements of the major Professional Institutions are open to young engineers (under 26) holding Degrees or Diplomas in Technology with First or Second Class Honours. Graduate Members of the major Institutions will also be considered.

The appointments provide interesting employment and wide experience for Civil, Electrical and Mechanical Engineers ranging from

Except where otherwise stated the above posts are pensionable, and APPLICATION FORMS are obtainable from the Secretary, Civil Service Commission, Savile Row, London, W.1. Please quote appropriate reference.

practical shop or site work to design and management duties in Government Departments including opportunities of service overseas.

On completing training Cadets are offered appointments which should provide professional responsibility and experience leading to Corporate Membership of one of the Institutions. Promotion to the Main Grade (maximum salary (under review) £2,227) can be expected after three to six years.

SALARY (Inner London):

First Year	£996
Second Year	£1,055
Third Year	£1,119

(Reference: S/565.)

There are also vacancies in the Scientific Civil Service as follows:—

MINISTRY OF DEFENCE (ARMY DEPARTMENT) THE ORDNANCE BOARD LONDON, W.14

EXPERIMENTAL OFFICER required for examining the electrical safety of a wide range of weapon systems to assess their behaviour under various fault conditions as well as when exposed to electro-magnetic fields; co-ordination of the organisation for and reporting of trials. Ability to chair meetings essential.

QUALIFICATIONS: Degree, Dip. Tech., H.N.C., or equivalent in appropriate subject. A good knowledge of radio engineering would be an advantage.

SALARY: (Interim age 26) £1,440-£1,819. Prospects of permanent pensionable appointment.

APPLICATIONS: To Ministry of Defence, CE2(F)AD, London, W.C.2.

EXPERIMENTAL OFFICER CLASS SPRING—1966—RECRUITMENT

Careers in SCIENCE and TECHNOLOGY are offered to men and women with qualifications in MATHEMATICS, PHYSICS, CHEMISTRY, BIOLOGY, METEOROLOGY, ENGINEERING and GEOLOGY as Assistant Experimental Officers and Experimental Officers, in Government Scientific Establishments.

QUALIFICATIONS: University Degree, Dip. Tech., H.N.C., etc., and candidates under age 22 may offer lower qualifications (minimum: G.C.E. "A" level in 2 scientific or mathematical subjects).

SALARY and AGE LIMITS:
Experimental Officer (age 26-30) £1,365-£1,734.
Assistant Experimental Officer (ages 18-27) £565 (at 18)—£1,017 (at 26 or over)—£1,213.

Salaries supplemented in London area. Aid given for further education. Promotion prospects.

Closing date 18th March, 1966. (Reference: S/577-578/66.)
(Further recruitment in Autumn, 1966.)

SP has vacancies in the Cable Branch of its Head Office in London for a **TECHNICAL ASSISTANT (TELEPHONE SYSTEMS)** and a **DEPUTY TECHNICAL ASSISTANT (TELECOMMUNICATIONS)**. Responsibilities will include the maintenance and servicing of—

Co Telephones;
40 Flexion-Mechanical Engineering, Power Plant and Test Equipment associated with Type 143y Systems.

Applicants should have had at least 5 years previous experience in this field and possession of City and Guilds Certificate in Telephone Engineering 1 or equivalent in discipline, or a range 29-40 years.

Selection and introductory training on new equipment will be given on joining. The Company also offers several other benefits including a Longshore Unit, Non-vacillatory Pension Scheme, 2 weeks holiday, etc.

Please write giving details of age, and experience to: **P. G. Andrews, Central Staff Department, The British Postcode Company, 80F House, Roper's Green, E.C.H.** quoting reference H.2457 (W).

X-RAY manufacturers require field service engineers to be based in South London to service and install the company's products. O.N.C. or similar qualification required; a company car will be provided on completion of training; attractive pay; permanent position; overseas tours in English speaking countries; these opportunities will be made available after prolonged training to suitable applicants—Please write to: Watson & Sons (Electro-Medical), Ltd., East Lane, Wembley, Middlesex.

PATENT Agents require Technical Assistant for preparation Patent specifications and prosecution required; mainly in electronics and Applied Physics; minimum qualification 2 A Levels or equivalent, one for physics, and ability to write good English; training provided to assist in qualifying as Chartered Patent Agent; starting salary: range £2000-£1,200. Applications—Apply in writing to: Mr. A. J. Hanford, Carpaughs & Ratford, 24, Southampton Buildings, Chancery Lane, W.C.2.

BOOKS, INSTRUCTIONS, ETC.
MANUALS: circuits of all British ex-W.D. 1939-45 wireless equipment and instruments from original W. R. Bailey, 167A, Moffat Rd., Thornton Heath, W.14 3JY.

ELECTRONIC ENGINEERS

Service Engineers required for London Area and Provincial Offices of well-known Company manufacturing Electronic Desk Calculating Machines. Applicants should possess a sound knowledge of basic electronics with experience in electronics, Radar, Radio and T.V., or similar field. Position is permanent and pensionable. Comprehensive training on full pay will be given to successful applicants. Please send full details of experience to:

**Service Manager,
SUMLOCK COMPTOMETER LTD.,
102/108 Clerkenwell Road,
London, E.C.1.**

Vacancies for two

Temporary CIVILIAN INSTRUCTORS

R. N. Air Electrical School, H.M.S. DAEDALUS—LEE on SOLENT.

Post I: to instruct Naval Personnel in the theory of Aircraft Electrical, Instrument and Flight Control Systems, and to supervise their practical instruction on the maintenance and repair of these equipments.

Post II: to instruct Naval Personnel in the theory of Airborne Radar Equipments and to supervise their practical instruction on the maintenance and repair of these equipments.

O.N.C., City & Guilds Certificate or equivalent qualifications desirable. Selection by interview and if necessary, trade test. Starting salary £1,082 (at age 26) to £1,243 (at age 30 or over) rising to £1,366.

Prospects of pensionable employment. Write for application form to the Civilian Administrative Officer, H.M.S. Daedalus, Lee on Solent.

DEIMOS LTD TAPE RECORDERS FOR RESEARCH, INDUSTRY AND PROFESSIONAL AUDIO single and multichannel 8 CORWELL LANE, HILLINGDON, MOX. HAYES 2561

ARTICLES WANTED

LONDON Studio requires disc cutter for producing demonstration records.—Box 1392, Wireless World.

COPY of "Wireless World", February 1955, urgently required.—Box W.W. 45, Wireless World.

WANTED AKG microphone D15 or D15eg; very urgent.—S.R.E. (Bristol), Ltd., Bristol 3474. (4)

WANTED. Murphy baffie console radio, Model 146, cabinet in good condition.—Box W.W. 44, "Wireless World".

WANTED urgent, R1359 u.h.f. receiver in working order.—Nicholls, 5, Centre Drive, Newmarkets, Suffolk.

WANTED. All types of communications receivers; and test equipment.—Details to R. T. & J. Kierulff, 7, Avenue Old Hall, Ashville Rd., London, E.11. Lay. 4986.

URGENTLY wanted new valves, transistors, radios, cameras, binoculars, tape recorder and tapes, watches, any quantity.—S. N. Willeit, 43, Span Lane, West Bromwich, Staffs. Tel. 2399. (114)

A STATIC voltage ratios 50/50c, VB-02565; Transformer VB-02520; Chokes VB-02561; Condensers 1.5mFd, 3.2mFd, 4.3mFd VB-02562/3/4; Mercury switched VB-01456; Valves 50.—Box WW 153, Wireless World.

TAPE RECORDING ETC.

SAVE on cost of hi-fi. See Audio Supply notices (advert No. 11).

TAPES to disc transfer using latest feedback disc cutting; EP from 21/-; acetate—Jerry, 40, West Bank Lane, Lancaster.

YOU might be asked to copy of "Psychology and Mind"—5/9 post free.

URGENT! The Best! Top brand of film, 2,400ft. 25/-; 50', 12,000ft. 15/-; 8" p & 2", 2 at 2.9-3-6 at 2/-; bargain in all sizes; s.a.s. for list.—E. K. Kinley & Co., Ltd., 93, Tottenham Court Rd., London, W.1. Euston 5500. (113)

TAPE/DISC/TAPE transfer editing; duplicating; film cameras, binoculars, tape recorder and tapes, watches, any quantity.—S. N. Willeit, 43, Span Lane, West Bromwich, Staffs. Tel. 2399. (114)

VALVES

VALVE carbons by return at keen prices; send 1/- for all catalogues and list.—J. & A. Boxmakers, 75a, Gadsden St., Bradford. (116)

VALVES WANTED

WE buy valves for cash, large or small quantities, odd types or the latest; send details, quotations returned.—Waltons Wireless, 215, Clarendon St., Wolverhampton. (118)

NEW GRAM AND SOUND EQUIPMENT

GLASGOW—Records bought, sold, exchanged; cameras, etc. exchanged for records or vice-versa.—Victor Morris, 345, Argyle St., Glasgow, G.2. (120)

The GENERAL POST OFFICE has vacancies for

RADIO OPERATORS II at its

COAST RADIO STATIONS

Applications are invited from men between 21 and 35 years of age who must hold either the Postmaster-General's First Second Class Certificate of Competence in Radiotelegraphy or an equivalent certificate issued by a Commonwealth Administration or the Irish Republic.

The posts, which will be temporary in the first instance, carry a salary scale of £674-976, dependent on age at entry, but successful applicants will be eligible to enter the open competitive selection for permanent appointment to be held in the Spring and Autumn of this year.

Applicants should write to: The Inspector of Wireless Telegraphy, Union House, St. Martin's-le-Grand, London E.C.1 or telephone London HEAd-quarters 5545 for further information.

SERVICES OFFERED

I LEAVE it to us.

FOR all electronic wiring, large or small, metal fabrication, extra ins. etc. competitive prices and excellent delivery. APPLY: Contracts Manager, Shirehall Electronics, Ltd., Station Yard, Borough Green, Sevenoaks, Kent, Tel. Borough Green 2612.

TELECOM Service offers radio microphones and VHF radio-telephones on a weekly hiring basis.—Radio Communications Co., 16, Abbey St., Crewkerne, Somerset. Phone 223.

JOIN Audio Supply Association, 7/6 p.a. (65-page of photographic illustrations, non-advertising hi-fi catalogue, 2/6 post free guide for sale buying—110, Cliford St., London, W.1. (111)

SURPLUS HANDBOOKS

Table listing various surplus electronics items and their prices, including instruction manuals, circuit diagrams, and test equipment.

MAIL ORDER ONLY! INSTITUTIONAL HANDBOOK SUPPLIES, TALBOT HOUSE, TALBOT GARDENS, ROXBOROUGH, LONDON E.8. WW-154 FOR FURTHER DETAILS.

BOOKS WANTED

MANUALS or instruction books, data, etc. on American or British Army, Navy or Air Force radar or electronic equipment.—H. Harris, 53, Warburton St, London, W.1. (112)

ARTICLES FOR SALE

EDDYSTONE EB35 (1965), faultless and scarcely used. £44.—Box W.W.47, "Wireless World". (115)

GODD secondhand Ferragros often available.—Rex, 47/48 (Low). (117)

TUN 500V stabilised power supply 150mA, fully metered, as new; bargain £175.—Wolffendeck & Co., 12, 56, Kimberley Rd., Southborough, Bourne, S.W. (13)

"WIRELESS WORLD" pulse counting F.M. tuner silicon transistor Logic reader, s.a.s. for itemizer, trace indicator, fully-wound coils.—Ajax Electronics, 11a, Rumbold Rd., Fulham, London, S.W. (14)

SCALING unit 1335A (Arctec) with power unit, 472; Scintillation counter tube 1093RH with power unit, £25; power unit 1055A, £10; Isotope Development Unit, 4811, unit 532, £12; AEI Selwyn type 51456 (250v), new, £7/10; AFM4 and RDO receivers, 50/-; 1000V/5A, 455; T509 frequency meter, £24; 0-100MHz, £12/10; TS45 "X" hand test set, with attachments, £12/10; carriage extra. Ayres, 9, Park Rd., Kingston, Surrey. Kin. 2913. (15)

CENTRAL ELECTRICITY GENERATING BOARD South Eastern Region South Thames Division

DUNGENESS POWER STATION ASSISTANT INSTRUMENT ENGINEER

Applications are invited for the post of Assistant Instrument Engineer at Dungeness Power Station. The successful candidate will be responsible to the Instrument Engineer for the direct supervision of a team of technical staff and craftsmen, which deals with the maintenance of a wide range of conventional and nuclear instrumentation.

This covers such plant items as reactor safety circuits, temperature/pressure/flow level control systems, automatic data loggers, pulse counting equipment and closed circuit television. Candidates should be holders of at least H.N.C. Electrical standard and preferably be corporate members of a senior institution. They should have had a good experience of instrument work including routine maintenance planning and control of staff. Previous experience of nuclear power station instrument maintenance would be an advantage. Salary N/B Class F Grade 8 Scale 13/15, £1,650-£2,100 p.a. plus £60 p.a. allowance.

Applications, quoting Form Y/120/T/66, on the standard form available from the Station Superintendent, Dungeness Power Station, Romney Marsh, Kent, should be completed and returned to him to arrive by 24th February, 1966.



ELECTRONICS LABORATORY TECHNICIAN

A vacancy exists for a technician with experience in and enthusiasm for electronics. Duties of a non-teaching nature, including taking charge of equipment in an electronics teaching laboratory, carrying out repairs and assisting generally in this section of the Physics Department. The post is at Senior Technician level within a salary-range of £840 to £1,040 p.a. Excellent working conditions, superannuation scheme, 5-day week. Application forms from the Staff Officer, College of Advanced Technology, Birmingham 4, quoting reference L/166/W.

R & R RADIO & TV SERVICE

Dept. W.W. MARKET STREET, RADCLIFF, LANC. Telephone 223.

Table listing various electronic components and their prices, including valves, capacitors, and resistors.

Speakers, E.T. 8x 4in., 3-6; 8in. horn; 8" post 2". Line Output Transformer available. State set Model No. 10a, non-adaptations. Turrit Tuners, 8", post 2". Sales Catalogue No. 20, with all enquiries and S.A.B. for prompt reply. All goods subject to satisfaction or money refunded.

4-STATION INTERCOM



Our Price Only
£7/19/0

Solve your communication problems with this latest 4-Station Transistor Intercom system (1 master and 3 subs) in durable plastic cabinets for desk or wall mounting. Call talkists from Master to Subs and Subs to Master. Operates on one 9 v. battery. On/Off Switch. Volume Control. Ideally suitable to modernize Office, Factory, Workshop, Warehouse, Hospital, Shop, etc., for instant inter-departmental contacts. Complete with 3 connecting wires, each 60ft. and other accessories. Nothing else to buy. Post free in U.K.

Transistor TELEPHONE AMPLIFIER



69/6

Why not increase efficiency of Office, Shop and Warehouse with this incredible De-luxe TELEPHONE AMPLIFIER with Rotary Calendar and Pen-Holder which enables you to take down long telephone messages or converse without holding the handset. A status symbol? Yes, but very useful one. On/off switch. Volume Control. Operates on one 9 v. battery (supplied) which lasts for months. Ready to operate. P.P. 5/6 in U.K.

WEST LONDON DIRECT SUPPLIES (W.W.),
6 Chinnell Place, W. Ealing, London, W.13.

WW-156 FOR FURTHER DETAILS.

INTERCOM/BABY ALARM



Usually 6 Gns.
Our Price Only
59/6

This wonderful TWO-WAY TRANSISTOR INTERCOM consists of two units—Master and Sub—in heavy plastic cabinets with chromium trims. Operates on one inexpensive battery. Call, talk or listen from Master to Sub and Sub to Master. On/off switch. Full Volume Control. **IDEAL AS A BABY ALARM.** Or communicate with your neighbour or listen for telephone bell in other room. Hundreds of other uses. Indispensable in Home, Shop, Nursery, Surgery and Office. A boon for obstetric and disabled. Saves shouting and walking up and down the stairs. Complete with 10ft. connecting leads and a battery. Ready to operate. P.P. & P. 2/6 in U.K. 5/- abroad.

TRAIN TODAY FOR TOMORROW

Start training TODAY for one of the many first-class posts open to technically qualified men in the Radio and Electronics industry. ICS provide specialized training courses in all branches of Radio, Television and Electronics—one of these courses will help YOU to get a higher paid job. Why not fill in the coupon below and find out how?

Courses include:

- RADIO/TV ENG. & SERVICING
- AUDIO FREQUENCY
- COLOUR TELEVISION
- ELECTRONICS—many new courses
- ELECTRONIC MAINTENANCE
- INSTRUMENTATION AND SERVOMECHANISMS
- COMPUTERS
- PRACTICAL RADIO (with kits)
- NEW PROGRAMMED COURSE ON ELECTRONIC FUNDAMENTALS

Guaranteed Coaching for:

- Inst. Electronic & Radio Engts.
- C. & G. Telecom. Techns' Certs.
- C. & G. Supplementary Studies.
- R.T.E.B. Radio/T.V. Servicing Cert.
- Radio Amateurs' Examination
- P.M.G. Certs. in Radiotelegraphy

Start today - The ICS Way
INTERNATIONAL CORRESPONDENCE SCHOOLS
Dept. 230, Parkgate Rd., London S.W.11.

Please send FREE book on

Name.....
Address.....

3.66

Members of Association of British Correspondence Colleges

LAWSON BRAND NEW TELEVISION TUBES

Today's Orders despatched
Today, and full fitting instructions
are supplied with every
tube.

Terms: C.O.D. or C.W.O.
Carriage and insurance 8/6.
Carriage overseas 30/-.

LAWSON TUBES

2, PEACHEFIELD CLOSE,
MALVERN, WORCS.
Tel. 2100.

NOW GUARANTEED FULL 2 YEARS

The continually increasing demand for tubes of the very highest performance and reliability is now being met by the new Lawson "Century 99" range of C.R.T.'s.

"Century 99" are absolutely brand new tubes throughout, manufactured by Britain's largest C.R.T. manufacturers. They are guaranteed to give absolutely superb performance, superb sharp definition, control of the very latest types giving maximum Contrast and Light output, together with high reliability and very long life.

"Century 99" are a complete range of tubes, in all sizes for all British sets manufactured 1947-1964.

Our stocks are very large and we can supply the EXACT tube you require by recast.



- 12" — C4 : 10 : 0
- 14" — C5 : 10 : 0
- 17" — C5 : 19 : 0
- 19"-21" — C7 : 15 : 0

WW-157 FOR FURTHER DETAILS.

MISCELLANEOUS

WANTED. 2 Westminster multi spindle winding machines in good condition.—Reading Windings, Ltd., 169, Basingstoke Rd., Reading, Berks. 11432

METALWORK. all types cabinets, chassis, racks, etc., to your own specification, capacity available for small milling and capstan work up to 40 lbs. PHILPOTTS METAL WORKS, Ltd., Chapman St., Longsight, Manchester 1151

EDDYSTONE 770R V.H.F. receivers. 21-165 meg. £65. plus postage and package, in good condition, spec. tested—supply: The Great Grimsby Coal, Salt & Tanning Co., Ltd., Marine Radio Division, Fish Dock Rd., Grimsby. 11454

PERSONAL

HOUSE names in good text on wood, 4in/16in, post free 5/6 from Wood Lodge Studio, Hillwood, N.1. 1155

CAPACITY AVAILABLE

COIL winding and electronic assembly capacity available—Sectarian & Braden, Bramhall Works, Brantol Rd., Malmesbury, Wilts. (Phone 2354. 11515

RECIPIERS. Selenium and Silicon units supplied for all applications.—best prices, root deliveries—J. R. SERVICES & DEVELOPMENTS, 241, Silvermill, Harlow, Essex. Tel. Harlow 26481. 1112

ARETIONICS, Ltd., for coil winding, assembly, sub-unit, sheet metal work—26, Waterland Rd., London, S.E. 21, Lee Green 1705. 1107

ASSEMBLY and wiring facilities available for the production of all types of electronic equipment, prototypes and production sizes from your designs.—Woodstock Agencies, Ltd., Broadway Court Offices, Brighton Rd., Lancing, Sussex. Tel. Lancing 2345. 11433

DALY

Electrolytic Capacitors

- * Electronic Flash
- * Energy Storage
- * Motor Starters

DALY (Condensers) LTD
Ealing Green - Ealing - London W5
EAL 3127 - Cables: Dalycon-London

DALY

WW-158 FOR FURTHER DETAILS.

YUKAN SELF-SPRAY Get this AIR DRYING HAMMER FINISH NOW!

YUKAN Aerosol sprays contain 16 oz. of this quality durable, vapour resistant spray. No stove baking required. Available in grey, Blue, Gold, Bronze at 14/11. At our exclusive 15/11, extra jobs, per 1000 bottles self-spray can. **SPECIAL OFFER!** I can plus optional transferable sponges trigger handle (value 5/6) for 18/11, cash paid. Please check list of P.O. for full details. **YUKAN A., Dept. WW2, 309a Edgware Road, London, W.2.** (Closed Thurs. aft.) Choice of 13 self-spray plain colours and primer (Motor car quality) also available. **open all day Sat.**



WW-159 FOR FURTHER DETAILS.

DAMAGED METER?

Have it repaired by Glaser

Reduce overheads by having your damaged Electrical Measuring Instruments repaired by L. Glaser & Co. Ltd.

INSTRUMENT REPAIRS

We specialise in the repair of all types and makes of Voltmeters, Ammeters, Microammeters, Multirange Test Meters, Electrical Thermometers, Recording Instruments, etc.

As contractors to various Government Departments, we are the leading Electrical Instrument Repairers in the Industry. For prompt estimate and speedy delivery send defective instrument by registered post, or write to Dept. W.W.

L. GLASER & CO. LTD.1-3 Berry Street, London, E.C.1
Tel.: Clerkenwell 5481-2

WW-167 FOR FURTHER DETAILS.

**THE ONLY COMPREHENSIVE RANGE OF RECORD MAINTENANCE EQUIPMENT IN THE WORLD!**

Send stamps value 9d. for 16 page booklet and supplementary data sheets Nos. 1 and 4 giving the fullest and latest information.

CECIL E. WATTS LIMITED
Darby House
Sunbury-on-Thames, Middx.

WW-168 FOR FURTHER DETAILS.


DERWENT TELEVISION SERVICE ENGINEER

HAMPSTEAD AREA

Must reside in North-West London. Good pay and conditions. Apply, giving full details of experience, etc. to—

DERWENT TELEVISION64-6c BALLARDS LANE,
FINCHLEY, N.3.
FINCHLEY 2226/7

WW-169 FOR FURTHER DETAILS.

**P.O. 3000 TYPE RELAYS**AT A PRICE YOU CAN AFFORD
Reconditioned as new. Built up to customers requirements. Return of post delivery. Let us quote you.
CATALOGUE 2/6 POST FREE**RADIO CONTROL**
From
BRIGHTON
6590S
ARTHUR SALLIS
93 North Road
BRIGHTON
ELECTRICAL SURPLUS

WW-170 FOR FURTHER DETAILS.

THE HIGH-FIDELITY MAIL ORDER SPECIALISTS

GOODS DESPATCHED BY RETURN

Carriage, Packing

& Insurance (U.K.) FREE !!

AMPLIFIERS · TUNERS · SPEAKERS
MOTORS · PICK-UPS · MICROPHONES
CABINETS · TAPE RECORDERSA. D. C. ARMSTRONG, B. and O. BERNELL, CELESTION, CHAPMAN, CONROSEBUR, DECCA, DESIGN FURNITURE, EDDYSTONE RADIO, F.I. FERROGRAPH, FLOORD, G.E.D., GARRARD, GOLDRING, GOODMANS, GRAM-PLAN, K.E.P., LEAK, LOWTHER, LENOVO, LUSTRA-PHONE, PHILLIPS, PYE, QUAD, RADFORD, RECORD HOUSING, REVOX, ROGERS, ROXBETTY, S.M.E., TANNOR, TANSBERG, THORENS, TRUVOX, VALERADIO, YORKTION, W.B., WHARFITE, WHARFEDALE, ETC.
CASH OR TERMS—CALL, WRITE OR PHONE**WORLD WIDE EXPORTERS**

★ OVERSEAS ORDERS SENT FREE OF PURCHASE TAX AND SHIPPED PROMPTLY AT MINIMUM COST ★

Fully illustrated catalogue 4/6 U.K. (Export 7/-) (S12). Refundable against first purchase of £7.50.

C. C. GOODWIN (SALES) LTD.
(Dept. W72) 7 THE BROADWAY,
WOOD GREEN, LONDON, N.22.

Telephone: BOwes Park 0077/8

1 minute from Wood Green Underground
Open 9-6 Monday to Saturday (Thurs. 9-1 p.m.)**"WIRELESS WORLD" TEST INSTRUMENTS**

Complete sets of Metalwork, machine engraved Front Panels, Special Tag Boards and all specified 1st grade components. For professional appearance and performance.

Send 6d. in stamps for lists

MALVYN ENGINEERING WORKSEngineers to the Radio and Electronic Industries
7 CURRIE STREET, HEREFORD, HERTS.

TELEPHONE: HERTFORD 2264

A.M.I.Mech.E., A.M.I.E.R.E., City & Guilds, G.C.E., etc. Become a technician or technologist for high pay and security. Thousands of places. For details of exams and courses in all branches of engineering, building, electronics, etc. write for 150-page handbook—FREE—B.I.E.T. (Dept. 151K), 29, Wrights Lane, London, W.8. 1147**RADIO** officers are the world. Sea-going and shore appointments. Trainee vacancies during 1966. Grants available. Day and boarding students. Student prospectus.—Wireless College, Colwyn Bay. 1128**I.E.R.E., City & Guilds and R.T.E.B. exams, specialist I.C.S.E. home-study course will ensure success.**—For details of wide range of exam. and diploma courses in audio, TV and electronics. Also new practical courses with kits, write to I.C.S.E. (Dept. 922), Parkgate Rd., London, S.W.11. 106**BERRY'S RADIO****THE HOUSE FOR THE BEST & NEWEST IN HI-FI, TAPE & ELECTRONIC EQUIPMENT**

25, HIGH HOLBORN, LONDON WC1

WW-171 FOR FURTHER DETAILS.

Cudix SOUND SYSTEMS

AUDIO EQUIPMENT MANUFACTURERS

STANSTED, ESSEX.

Phone: STANSTED 3132

WW-172 FOR FURTHER DETAILS.

Since 1941 we have

HAND BUILT HIGH FIDELITY EQUIPMENT

Mono and Stereo, transistor amplifiers, VFLP tuners. Technical details willing.

ELECTRO

DEVELOPMENTS

2 AMHURST ROAD
TELSCOMBE CLIFFS
NEWHAVEN, SUSSEX

WW-173 FOR FURTHER DETAILS.

HAMMERITE

HAMMER PATTERN BRUSH PAINT

The pattern is in the tin. All you do is brush it on.

COLOURS: Lane, silver or metallic black.
size 1 tin 80, 4 gallon 850. • Cover up to 65, 9d., up to 100,
4 pint 2/6, 1 gallon 950. • 1/8, over 100, 2/0.
• Heat by road.From nearest shop or direct from the manufacturer:
FINNIGAN SPECIALTY PAINTS (W), Micklethorp Square, Blockley
Field, Northamptonshire. TEL: Northampton 2790

WW-174 FOR FURTHER DETAILS.

SHEOBYRNES ELECTRONICSWe offer the greatest ever parcel of all now components.
Over 350 mixed new electronic components.Each parcel will include:
Condensers, Resistors, Diodes, Transistors, Silicon Rectifiers, Potentiometers, IFT's, Valve Bases, Tuning Condensers, Transformers, Printed Circuits, Coils, Etc.

90 Bunters Avenue, SheoBYRNES, Essex.

WW-175 FOR FURTHER DETAILS.

SMALL TRANSFORMERS

Microphone, Pick-up, Line input, Output, Compressor Rectifier, High Fidelity, Midget Transistor Vibration, Silence, Instrument, Photocell, Recorder, Bridge and Experimental. Transform-ers of all kinds. Quick delivery. Large or small quantities.

E. A. SOWTER LTD.7 Dedham Place, Fore Street, Ipswich
Suffolk. Tel.: Ipswich 52794

WW-176 FOR FURTHER DETAILS.

DINSDALE AMPLIFIER
Printed Circuits and parts for Mono and Stereo units "W.W." F.M. TUNER. Printed Circuits and all parts available, including R.F. Assembly.
MULLARD PI-MODE 10 W. AMPLIFIER. Official Mullard Board now available, also Printed Circuit Pre-amplifier for Guitar use with two channel input and tremolo. S.A.E. for lists.**HART ELECTRONICS**

321 Great Western Street, Manchester 14

WW-177 FOR FURTHER DETAILS.

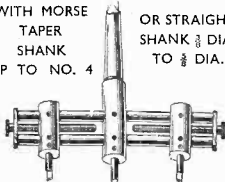
NYLON · P.T.F.E.ROD, BAR, SHEET, TUBE, STRIP, WIRE
No quantity too small. List on application.
BRASS · COPPER · BRONZE
ALUMINIUM · LIGHT ALLOYS
STAINLESS STEEL**H. ROLLET & Co. Ltd.**Howie Street, S.W.11 BATTERSEA 7872
ALSO AT LIVERPOOL, BIRMINGHAM,
MANCHESTER, LEEDS, GLASGOW

WW-178 FOR FURTHER DETAILS.

**FOR ALL YOUR PANEL WORK
WRITE FOR ILLUSTRATED
BROCHURE OF PARALEX
& LUBFRA ADJUSTABLE
HOLE CUTTERS**

WITH MORSE
TAPER
SHANK
UP TO NO. 4

OR STRAIGHT
SHANK 3/4 DIA.
TO 1/2 DIA.



HOLES ACCURATELY BORED
FROM 1/16" DIA. TO 1 1/2" DIA.

AKURATE ENGINEERING Co. Ltd.
CROSS LANE, LONDON, N.8
TEL. FITZROY 2670

WW-179 FOR FURTHER DETAILS.

**3 to 30 kV. measured with ease
accurately and safely with the pocket size**

Ideal for Radio
T.V. Cars, etc.

10 VOLTS

Send only 97/6 or ask for leaflet

WAVEFORMS LTD.
72 VAUXHALL BRIDGE ROAD-LONDON SW1

WW-180 FOR FURTHER DETAILS.

240 WATT ELECTRIC POWER ANYWHERE

ANYTIME from 12 CAR BATTERY

THE AMERICAN DYNAMOTOR UNIT

Input 12v. output 200/230v. at 150 to 220 watts.
Perfect for TELEVISION, POWER TOOLS and all
general AC/DC ELECTRICAL EQUIPMENT. One
TESTED, SMALL OR LARGE
Send stamped envelope for full illustrated details
D.V. SCIENTIFIC PRODUCTS, CLEVELAND, U.S.A.

WW-181 FOR FURTHER DETAILS.

A COMPLETE

SERVICE

FROM YOUR BREADBOARD OR
ROUGH PROTOTYPE, PRINTED CIR-
CUITS PREPARED, ASSEMBLED AND
TESTED. SMALL OR LARGE
QUANTITIES.

INSTRUMENTS
TO FINAL STAGE INCLUDING
CASE DESIGN AND STYLING.
FINAL TEST AND FURTHER DE-
VELOPMENT IF REQUIRED.

DESIGN
FACILITIES AVAILABLE FOR ALL
TYPES OF ELECTRONICS.

SUB-CONTRACT
ELECTRONIC OR ELECTRICAL WORK
UNDERTAKEN. ANY NUMBER.
EXCELLENT DELIVERIES.

RCS ELECTRONICS
WATFORD WORKS, BATH ROAD,
HOUSLOW, MIDDLESEX. HO7 0Q37

WW-182 FOR FURTHER DETAILS.

TEST EQUIPMENT



VALVE VOLTMETER
D.C. input. Instructive
11 Megohm input
range. I.C. to 1500
A.C. to 1500 V.A.M.S.
4,200 Peak to Peak
Resistance 3 ohms to
1,000 Megohms. Complete
zero setting for complete
alignment. Complete
with A.C./D.C. probe and
leads. Full illustrated
details on request. ONLY
£13/10/6 (Post 3/6).

TRANSISTORISED INSULATION TESTER. One handed oper-
ation, no cranking of generator. 3 testing voltages 100, 250 and
500, to measure up to 500 Megohms. Complete with leather
carrying case and test leads. ONLY £17.10.0.

20,000 OHMS PER VOLT TESTMETER MODEL 700
Reads A.C. and D.C. voltages up to 5,000V. Alternating and
Direct Current up to 100amps. Resistance up to 50 Megohms.
Dial from $\times 10$ to $\times 10^6$. Internal buzzer for continuity.
Warning of short circuits or continuity and fitted with auto-
matic overload protection for movement. Meter size 2 1/4" x
2 1/4". overall dimension 7 1/2" x 5 1/4" x 3 1/4". Has rigid handle
which can be switched for use as a tilt support. ONLY £17/10/-

50,000 OHMS PER VOLT TESTMETER MODEL 500
Reads voltages up to 1,000 V.C. at 50,000 ohms per volt and
A.C. at 10,000 ohms per volt. current to 15 amps. Resistance
to 50 Megohms. Dial from $\times 20$ to $\times 10^6$. Incorporates internal
buzzer for continuity testing. Meter size 2 1/4" x 2 1/4".
Capacitance to 100 pF. Leads from $\times 10$ to $\times 10^6$. 2 1/4" x
2 1/4". ONLY £28/10/6.

20,000 OHMS PER VOLT TESTMETER. MODEL TP-58 Reads
voltages up to 1,000 V.C. at 20,000 ohms per volt and A.C. at
10,000 ohms per volt. Current to 200 mA. Resistance to 10 Mega-
ohms. Dial from $\times 10$ to $\times 10^6$. Meter size 2 1/4" x 2 1/4".
Output Jack for Audio measurement. Size 2 1/4" x 2 1/4" x
2 1/4". ONLY £28/10/6.

2,000 OHMS PER VOLT TESTMETER. MODEL TP-10. Reads
A.C. and D.C. volts up to 1,000 V.C. current to 200 mA. and Re-
sistance to 1 Meg. Capacitance to 100 pF. Leads from $\times 20$ to
 $\times 10^6$. Output Jack for Audio measurement. Size 2 1/4" x 2 1/4" x
2 1/4". ONLY £28/10/6.

FREQUENCY METERS TYPE LM.
Frequency range 120-20,000 kc/s. In 2 bands. This is the United
States Navy Model of the well known RCFT Precision Meter. It
has many additional features which increase its usefulness.
Voltage stabilisation circuit and Crystal controlled accuracy
and in addition it is fitted with an internal Modulated
Speaker. Meter size 2 1/4" x 2 1/4" x 2 1/4". ONLY £15.

KOMBEK INSTRUMENTS

TRANSISTORISED AUDIO GENERATOR. 10-100,000 cps. sine
or square wave. With battery £16/5/-.

TRANSISTORISED SIGNAL GENERATOR. 100 kc/s-200 Mc/s.
Refer than 5/- With battery £22/10/-

TRANSISTORISED RESISTANCE CAPACITY BRIDGE. 10.
100 meg. Ω 1 to 100 pF. Leakage test and visual null indicator.
With battery £25/5/-.

MAINS OPERATED TRANSISTOR POWER SUPPLY UNIT.
Regulated output 1-15 v. v. up to 100 mA. Overload protection.
£20/10/-

TRANSISTORISED INDUCTION BRIDGE. 10 pF to 100 pF. £18.

VALVE VOLTMETER TRANSFORMERS. Fully shrouded
input 250 v. A.C. 50/60 cycles. Output 0-250 v. 2.5 amps. Type
£21/10/- 3 amps. Type £29. 10 amps. Type £16/10/- 25 amps.
Type £28 10/-

STANDARD TRANSFORMERS
Vacuum impregnated. Interlocked E.S. screen, universal mount-
ing. Size 4 1/2" x 3 1/2" x 2 1/4". ALL BRAND NEW 28/6 each.
Post 2/6.

Type 1. 250-0-250 v. 50 mA., 6.3 v. 3 a. tapped at 4 v. 1 a. 6.3 v.
1 a. tapped at 1 v. 100 mA. £12/10/-

Type 2. As above but 250-0-250 v. 80 mA.

Type 3. 250 v. 2 a. tapped at 12, 15, 20 and 24 v. to give 2.4-0.4-0.8-
9.6 v., etc.

£16/10/-

£20/10/-

£24/10/-

£28/10/-

£32/10/-

£36/10/-

£40/10/-

£44/10/-

£48/10/-

£52/10/-

£56/10/-

£60/10/-

£64/10/-

£68/10/-

£72/10/-

£76/10/-

£80/10/-

£84/10/-

£88/10/-

£92/10/-

£96/10/-

£100/10/-

AMERICAN

TEST & COMMUNICATIONS EQUIPMENT

AN/AIRC-33 U.H.F. Transceivers or detailed
in Sept. Adv. Price £85.

AN/TRC-24 U.H.F. Radar Terminal or
Relay equipments 100/100 Mc/s. &
-10X Mobile F.M. Transceiv-
ers. Freq. 152/174 Mc/s. P.O.
25W.

AN/VRC-19 Supply/V 24 and 12 respec-
tively. Price £10 and £12.

AN/TCC-3 Telephone Terminals (AM-682/
TCC-5 only).

AN/URC-1 & AN/URC-11 V.H.F. U.H.F.
'S.O.S.' band "Handy"
Talkies."

AN/ARN-6 & AN/ARN-64 Compact Receivers
AN/FPN-13 X band Radar Beacons.

BC-610/5 H.F. Transmitters, 2/18 Mc/s.
V.F.O. or XII. P.O. 100 w.

BC-640/B V.H.F. Transmitters, 100/156
Mc/s.

BC-1332 Transmitters (P.O. AN/ARN-3
I.L.S.).

CU-168/FRR 71 valve Antenna Couplers.
OS-8A/U Oscilloscopes. Price £18.

TS-27/58A Precision K-C Bridges.

TS-31/AP High Speed Oscilloscopes.

TS-239/U Precision LA8 Oscilloscopes.

TS-297/U General Purpose Multimeters.

TS-382/U AERF Signal Generators, 20
cps/200 kc/s.

TS-147A/UP Radar Test Sets.

TS-113A/U Signal Generators 75 kc/s/0.1 Mc/s.

TS-917A/CG (Stelm TD 3-2) Telegraph Dis-
tortion Analyzers.

ME-22/PCM Decibel Meters-15; 25 DBM.

★ Current Catalogue Price 1/- ★

SUTTON ELECTRONICS

Salthouse, Nr. Helt, Norfolk. Cley 289.

Communications Equipment

H.F. TRANSMITTER/RECEIVER. RE
series 10 Watts RE.

Overall weight 12 1/2 lbs.

Current drain on full transmit power—
1 Amps/12V.

Transmit—2V switch selected carrier channels.

Receive—Continuous tuning or preset channels.

3 models available—RE.15 for 1.6-3.3 Mc/s.

RE.20 for 2.5-5.5 Mc/s.

RE.11 for 4.0-9.5 Mc/s.

Suitable for service in extreme climatic condi-
tions—as used in antarctic expeditions.

TRANSISTORISED P.S.U. Suitable for
direct replacement of Rotary Transformer
PSU in WS 82.

FIELD TELEPHONES FT.1A. Rugged
lightweight for point-to-point use or any
type of manual switchboard system without
necessity for separate switching. Performance
to highest standard.

FIELD TELEPHONES FT.2A. Steel
cased, extensively sealed and protected
against extreme weather conditions.

CARRIER TELEPHONE SYSTEMS. 1-11
and 1-14—all squares.

FREQUENCY FILTERS. Audio and
Carrier frequencies.

**LINE TRANSFORMERS, COILS RE-
PEATING, INDUCTION RETARDA-
TION, PROTECTIVE DEVICES AND
ACCESSORIES FOR SWITCHBOARDS,
OVERHEAD AND UNDERGROUND
LINES, etc.**

R. GILLFILLAN & CO. LTD.,

98, Dominion Road, Worthing, Sussex.

Tel.: 8719. Cables: "GILL".

**HARRIS ELECTRONICS
(LONDON) LTD.**

138 GRAY'S INN ROAD,
LONDON W.C.1.

Telephone: TErminus 7937

Trading hours 9-6 Monday to Friday, closed Saturdays.

S.A.E. brings full details of any of above.

SOCKETS in short supply?

You need a

Lexor


DIS-BOARD

DIS-BOARD is a registered trade mark.

THERE ARE OVER 1000 COMBINATIONS
IN ALL TYPES OF FITTINGS
AVAILABLE FROM STOCK
Full literature and price list from
LEXOR DIS-BOARDS LTD

Ailsley Old Road, Coventry, Tel. 72614.

WW-183 FOR FURTHER DETAILS.



Introduction to Laplace Transforms

for radio and electronic engineers

W. D. Day, A.M.I.E.E., A.M.I.E.R.E.

Presents the theory of the Laplace transformation in easily understood language, dealing with electrical circuits from the very first paragraph to the stage when transforms are used to investigate transient conditions. The first part of the book is designed for home study while the second half is designed as an introduction to more advanced texts.

32s 6d net, by post 33s 6d

from leading booksellers

ILIFFE Books Ltd

DORSET HOUSE, STAMFORD STREET, LONDON, SE1

INDEX TO ADVERTISERS

Appointments Vacant Advertisements appear on pages 128 to 138



	PAGE		PAGE		PAGE
Acoustical Mix. Co., Ltd.	66	Hall Electronic, Ltd.	27	Raeop, Ltd.	30
Adcol Products, Ltd.	Cover 11	Hanover Fair	65	Racal Instruments, Ltd.	37
A.I.D.S. Reagents, Ltd.	21	Harnsworth Tomlin & Co	142	Radiant Electronics, Ltd.	34
Advance Electronics, Ltd.	56, 57	Hatfield's Surplus Stores	142	Radiant T.V. Components (Action), Ltd.	54, 54
Alfamec, Ltd.	145	Harris Electronics (London), Ltd.	139	Radio Component Specialists	102
Amplitec	21	Harris, P.	145	Radio Central Specialists	145
Amalgamated Wireless (Australia), Ltd.	40	Harrington Surplus Co., Ltd.	145	Radio Exchange Co., The	119
Amplitec-Horse	22	Henry's (Radio), Ltd.	31	Radiospares, Ltd.	142
Angers Electronics, Ltd.	22	H.P. Radio Services, Ltd.	50	R & R Radio	138
A.N.T.K.N., Ltd.	29			Rack-Warwick, Ltd.	16, 53
Armstrong Audio, Ltd.	89			R.C.A. Great Britain, Ltd.	53
Astrilux, Ltd.	42			Reed Radio	29
Audio Fair	134			Reed Houston, Ltd.	76
Audix, E. B., Ltd.	41			Reid, J.	76
Avon Ltd.	64			Reid, J. & Co., Ltd.	143
Avonlea Tools	64			R.S.C. (Manchester), Ltd.	108, 109
Batev, W. & Co.	50			Salford Electrical Insts., Ltd.	36
Belclere Co., Ltd.	98			Sainsbury's	113
Bellung & Lee	75			Samsom's (Electronics), Ltd.	145
Bentley Acoustic Corp., Ltd.	102			Scientific Products	145
Berry's Radio	107			Service Trading Co.	102, 103
Bresell Engineering Co., Ltd.	107			Shobroarves Electronics	146
Britain, Chas. (Radio), Ltd.	10			Shutcliffe Ltd.	39
Briscoe, Ltd.	28			Sinclair Radiotronics, Ltd.	66, 67
British Elec. Resistance Co., Ltd.	88			Slater, H.	24
British Institute of Engineering Technology	142			Smith, G. W. (Radio), Ltd.	92, 93
Broadway Electronics	129			Smith, H. L., Co., Ltd.	32
Brush Electric, Ltd.	139			Smith, John, Ltd.	34
B.S. Radio & Electrical Store	Edit. 151			Sobotan Trading Co.	134
Bulfinch, A. F. & Co., Ltd.	38			Sorley, E., Ltd.	22
Bullers, Ltd.	151			Specialist Switches, Ltd.	132
				Stamford A. L., Ltd.	23
				Standard Telegraphs & Cables, Ltd.	Cover 15
				Stearns & Purcell Products, Ltd.	51
				Stern-Clyde, Ltd.	104
				Sutton Electronics	183
				Tannoy, Ltd.	112
				Technical Trading Co.	109
				Telegraph Consumer Co., Ltd.	53
				Teleform Products, Ltd.	70
				Teleform Products, Ltd.	66
				Thompson, A. J.	140
				Thorn A.M.E. Radio Valves & Tubes, Ltd.	47
				Universal Products, Ltd.	147
				T.R.S. Radio	79
				Ultra Electronics, Ltd.	111
				Universal Book Co.	139
				Valradio, Ltd.	26, 35
				Vitality Bulbs, Ltd.	64
				Vortexion, Ltd.	85
				Watts, Cecil E., Ltd.	143
				Waveform Laboratories, Ltd.	58
				Webster R. A., Ltd.	144
				Weston (Gibbs), Ltd. Hart Electronics	141
				West Instruments, Ltd.	31
				Weston Drive Supplies	141
				Whiteley Electrical Radio Co., Ltd.	120
				Wilkinson (Growth), Ltd.	82
				Wireless Electronics	63
				Wright & Weaire, Ltd.	141
				Yukon	141
				Z. & P. Aero Services, Ltd.	128, 127

ADCOLA
PRODUCTS LIMITED
(Keep Tools Sharp)

SOLDERING EQUIPMENT

**Designs Serving INTERNATIONAL
TELECOMMUNICATIONS INDUSTRIES**

**FOR
BENCH LINE PRODUCTION
&
AMATEUR'S CIRCUIT
SOLDER JOINTING**



*For full information
and sales apply direct to*

HEAD OFFICE SALES & SERVICE
ADCOLA PRODUCTS LTD
ADCOLA HOUSE, GAUDEN ROAD,
LONDON, S.W.4.

Telephones: MACaulay 4272 & 3101 Telegrams: SOLJOINT. LONDON. S.W 4

AUSTRALIAN ASSOCIATES: ADCOLA PRODUCTS PTY LTD., 673 WHITEHORSE ROAD, MONT ALBERT, MELBOURNE
AGENTS IN ALL LEADING COUNTRIES

ERSIN

Multicore

5 CORE

SOLDER the world's finest cored solder

Contains 5 cores of non-corrosive high speed Ersin flux. Removes surface oxides and prevents their formation during soldering. Complies with B.S. 219, 441, DTD 599A, B.S.3252, U.S. Spec. QQ-S-571d.

Savbit alloy contains a small percentage of copper and thus prolongs the life of copper soldering iron bits 10 times. Liquidus melting temperature is 215°C—419°F. Ministry approved under ref. DTD/900/4535

Solder Tape, Rings, Preforms and Washers, Cored or Solid, are available in a wide range of specifications.

Liquid fluxes and printed circuit soldering materials comply with Government specifications. Ask for special details.

FOR THE FACTORY

STANDARD GAUGES IN WHICH MOST ALLOYS ARE MADE AND LENGTHS PER LB. IN FEET.

S.W.G.	INS.	M.M.	FT. PER LB.	
			60/40	SAVBIT
10	.128	3.251	25.6	24
12	.104	2.642	38.8	36
14	.080	2.032	65.7	60.8
16	.064	1.626	102	98.2
18	.048	1.219	182	170
19	.040	1.016	252	244
20	.036	.914	324	307
22	.028	.711	536	508
24	.022	.558	865	856
26	.018	.46	1292	1279
28	.014	.375	1911	1892
30	.012	.3146	2730	2695
32	.0108	.274	3585	3552
34	.009	.233	4950	4895

STANDARD ALLOYS INCLUDE LIQUIDS

TIN/LEAD	B.S. GRADE	MELTING TEMP.	
		°C.	°F.
60/40	K	188	370
50/50	F	212	414
45/55	R	215	419
40/60	G	234	453
30/70	J	255	491
20/80	V	275	527

HIGH AND LOW MELTING POINT ALLOYS

ALLOY	DESCRIPTION	MELTING TEMP.	
		°C.	°F.
T.L.C.	Tin/Lead/Cadmium with very low melting point	145	293
L.M.P.	Contains 2% Silver for soldering silver coated surfaces	179	354
P.T.	Made from Pure Tin for use when a lead free solder is essential	232	450
H.M.P.	High melting point solder to B.S. Grade 5S	296-301	565-574

FOR THE MAINTENANCE ENGINEER AND ELECTRONICS ENTHUSIAST

SAVBIT ALLOY REDUCES WEAR OF SOLDERING IRON BITS.



Size 12 reel 15/- (sub)ject
Contains 102 ft. approx.
18 s.w.g. on a plastic reel.

Size 1 carton 5/- (sub)ject
C1SAV14 11ft. of 14
s.w.g.

C1SAV16 16ft. of 16
s.w.g.
C1SAV18 30ft. of 18
s.w.g.

Size 5
dispenser 2/6 (sub)ject
Contains 12 ft. of 18
s.w.g. in a handy
dispenser.



60/40 HIGH TIN CONTENT



Size 1 carton 5/- (sub)ject
C16014 9 ft. approx. 14
s.w.g.
C16018 29 ft. approx.
18 s.w.g.



Size 4A
Dispenser 2/6 (sub)ject
Contains 9 ft. of
18 s.w.g. 60/40 alloy
in a handy
dispenser.

PRINTED CIRCUIT AND TRANSISTOR SOLDER - FOR SOLDERING TEMPERATURE SENSITIVE COMPONENTS



Size 10 15/- (sub)ject
Contains 212 ft. of
22 s.w.g. 60/40 alloy on
a plastic reel.



Size 9 2/6 (sub)ject
Contains 24 ft. of
22 s.w.g. 60/40 alloy
individually packed
in a carton.

BIB INSTRUMENT CLEANER



Anti-static cleaner
for tape heads, dials,
plastic, glass and
chrome. 4/6 (sub)ject



MODEL 3 BIB WIRE STRIPPER AND CUTTER

Strips insulation,
cuts wires and splits
plastic twin flex. 4/- (sub)ject

MULTICORE SOLDERS LTD. MAYLANDS AVENUE HEMEL HEMPSTEAD, HERTS. (HEMEL HEMPSTEAD 3636)