

TELEVISION & RADIO RECEIVER REVIEW

OCTOBER 1965
Three Shillings

Wireless World

ELECTRONICS • TELEVISION • RADIO • AUDIO



KEYSWITCH

RELAYS



why say Keyswitch?

Look at a Keyswitch relay. You'll find, for example, greater accuracy of alignment. You'll also find they'll meet specifications much more stringent than the basic P.O. type. Find out too about the exhaustive testing of every single relay to leave the works; speedy deliveries, always to date.

P33 B.P.O 3000 TYPE PLUG-IN RELAY illustrated. With quick-change phenolic plug, clear cover. Any B.P.O 3000 specification up to 18 light duty springs or 12 heavy duty. Up to 10A or 750V ac/dc per contact. Approved by the C.E.G.B. for transmission, generating and nuclear equipment. *Immediate* delivery of sockets and wiring diagrams.

always to price ✕ **always to specification** ✕ **always on time**

KEYSWITCH RELAYS LIMITED · CRICKLEWOOD LANE · LONDON · NW2 · TELEPHONE: GLADSTONE 1152 · TELEX: 262754

"Wireless World"
Iliffe Electrical Publications Ltd.,
Dorset House, Stamford Street,
London, S.E.1

Managing Director:
W. E. MILLER, M.A., M.I.E.R.E.

Editor-in-Chief:
W. T. COCKING, M.I.E.E.

Editor:
H. W. BARNARD

Technical Editor:
T. E. IVALL

Editorial:
D. C. ROLFE
G. B. SHORTER, B.Sc.

Drawing Office:
H. J. COOKE

Production:
D. R. BRAY

Advertisements:
G. BENTON ROWELL
(Manager)
J. R. EYTON-JONES

© Iliffe Electrical Publications Ltd., 1965. Permission in writing from the Editor must first be obtained before letterpress or illustrations are reproduced from this journal. Brief extracts or comments are allowed provided acknowledgement to the journal is given.

VOLUME 71 No. 10
PRICE: 3s.

FIFTY-FIFTH YEAR
OF PUBLICATION

Wireless World

ELECTRONICS, TELEVISION, RADIO, AUDIO

OCTOBER 1965

- 469 Editorial Comment
- 470 Domestic Receiver Survey
- 474 The Season's Sets
- 483 A Non-resonant Loudspeaker Enclosure Design by A. R. Bailey
- 487 World of Wireless
- 489 Personalities
- 491 News from Industry
- 493 Letters to the Editor
- 495 German Radio Show
- 499 Radio and TV in East Germany
- 501 Paris Radio Show
- 503 Slow-motion Television by M. Leeuwijn
- 507 R.E.M.E. School of Electronics
- 509 INEL 65
- 511 October Meetings
- 513 Electronic Laboratory Instrument Practice—10 by T. D. Towers
- 518 Economical Logic by H. R. Henly
- 524 Keeping the Radio Peace
- 525 Books Received
- 526 New Products
- 532 Real and Imaginary by "Vector"
- 534 Commercial Literature
- 534 H.F. Predictions—October

PUBLISHED MONTHLY (4th Monday of preceding month). Telephone: Waterloo 3333 (70 lines). Telegrams/Telex: Wiworld Iliffepres 25137 London. Cables: "Ethaworld, London, S.E.1." Annual Subscriptions: Home £2 6s 0d. Overseas: £2 15s 0d. Canada and U.S.A. \$8.00. Second-class mail privileges authorised at New York N.Y. BRANCH OFFICES: BIRMINGHAM: King Edward House, New Street, 2. Telephone: Midland 7191. BRISTOL: 11, Marsh Street, 1. Telephone: Bristol 21491/2. COVENTRY: 8-10, Corporation Street, Telephone: Coventry 25210. GLASGOW: 123, Hope Street, C.2. Telephone: Central 1265-6. MANCHESTER: 620, Deansgate, 3. Telephone: Blackfriars 4412. NEW YORK OFFICE U.S.A.: 111 Broadway, 6. Telephone: Digby 9-1197.



By foreseeing the needs of the public; by anticipating the practical requirements of setmakers; by helping to solve the problems of service engineers and dealers; by building reliability and performance into every product they make, **MULLARD** have created a unique business philosophy....in a word **INTRINSICALITY.**



WW-103 FOR FURTHER DETAILS.

Wireless World

ELECTRONICS, TELEVISION, RADIO, AUDIO

Hi-Fi Television

IN an endeavour to fill, even if only in part, the gap caused by the cancellation of the London Radio and Television Show planned for September, we have devoted a considerable amount of space in this issue to a survey of technical trends in both television and sound receivers and to a review of new sets. The overall picture of what's new in the domestic equipment field is further enhanced by the inclusion of reviews of the recent German Radio Show, the International Show held in Paris and, for full measure, an impression of the East German industry gained during a visit to the Leipzig Autumn Fair.

What is the state of the art in television receiver design? As will be seen in the following pages there are few new techniques, and in fact some manufacturers are resorting to sales gimmicks. One interesting development is the inclusion of a d.c. restoring circuit to maintain black level in receivers. Perhaps the most significant is the growing use of transistors and there are now completely transistorized receivers both in this country and abroad. In the radio field the coming of semiconductors saw the introduction of low-quality portables—the ubiquitous “transistor”—and it is to be hoped that the same trend will not invade the television field.

This leads us to ask whether the present-day television receiver is really doing justice to the transmitted picture. Only those who have seen the picture on a monitor in a control room of either the B.B.C. or I.T.A. have had the opportunity of judging the true quality of our 405-line service, and it would be true to say that few viewers are getting anything like the transmitted picture.

In his Fleming Memorial Lecture to the Television Society a few months ago Dr. R. D. A. Maurice, of the B.B.C. Research Department, discussed “The specification of an adequate television signal.” One might ask, adequate for what? He showed the lengths to which the broadcasting organizations go to ensure a good quality picture, and also the impairment introduced in receiving installations. It would be unfair to lay the responsibility for poor pictures solely at the door of set manufacturers. For, although they are by no means blameless, they do, by and large, go to great lengths to design receivers to give a satisfactory picture. We believe that the weakest link in the chain is the aerial installation. This is undoubtedly where the users of a relay service have the edge on their “over-the-air” neighbours. The operators of relay services have the advantage of either a cable feed from the station, or of an aerial installation at a vantage point often well outside the range of interference. It need hardly be added that a good aerial installation—not necessarily outdoor—is of even greater importance for reception on the u.h.f. bands.

Despite what we have said we believe there is a growing demand for a hi-fi television set. This does not necessarily mean large-screen, but it must have those refinements which have been pruned in the run-of-the-mill receivers, in order to keep them within certain price limits. Some discerning viewers will want one thing and some another—better scanning linearity, maximum bandwidth, greater tuning stability, video response adjustment—but one thing that is certain to be demanded is better sound reproduction. In the average set it is deplorable—in fact, little better than from a pocket transistor set. One reader has recently suggested we should publish the design of a tuner for Bands I and III, so that he can feed the television sound into his audio amplifier.

It would be interesting to know readers' views.


VOL 71 NO 10
OCTOBER 1965

DOMESTIC RECEIVER SURVEY

TECHNICAL DESIGN TRENDS IN TELEVISION AND SOUND

THE television receivers produced by the majority of groups this year are similar to last year's with the exception of several smaller points of detail. In many cases system switching (405-625) is ganged to the push-button tuners so that selection of any programme is simply a matter of pushing the appropriate button. In the Thorn range of receivers solenoids are used to drive the system switch to minimize mechanical linkages.

The "panorama" (Mullard) or "ringuard" (Mazda) type of tube presentation is to be seen in many receivers. This type of picture tube does not require any implosion screen, the face of the tube being directly accessible to the viewer. The tube is completely safe from implosion by virtue of a steel band that surrounds the rim of the tube. The advantage of this type of picture presentation is that there is no dust trap behind the old type of



Rear view of the Pye 16 in transistor television receiver showing the i.f. strip and integrated tuner.

implosion screen and at the same time reflections caused by room lighting are minimized.

Although the majority of receivers are similar to last year's models there are one or two important trends emerging which will probably set the pattern for future receivers.

The first of these is the use of an "integrated" tuner, that is, a combined tuner for all the v.h.f. and u.h.f. channels. The first production receivers to feature the use of such tuners in this country are those marketed by the Pye/Ekco group. Also featured in the receivers produced by this group are fully transistorized vision and sound i.f. amplifiers.

The second is the use of a black-level stabilizing circuit to reinsert the d.c. component; this is incorporated in

the latest Bush/Murphy receivers. These receivers also feature transistor sound and vision i.f. amplifiers as do the latest in the Sobell/G.E.C./McMichael range. Transistor u.h.f. tuners are used in many otherwise valve receivers and in fact the days of the "all-valve" television receiver appear to be numbered.


Mean-level a.g.c. is used exclusively, the a.g.c. potential being derived in the conventional manner from the grid circuit of the synchronizing pulse separating valve. In the Plessey and Grundig receivers, however, an amplified mean-level system is used. In hybrid receivers, in which transistors are employed in the sound and vision i.f. amplifiers, a transistor is also used to provide the necessary forward bias for the i.f. and r.f. transistors but again mean-level circuits are used. In the Bush/Murphy and Sobell/G.E.C./McMichael receivers the a.g.c. potential is taken from a low impedance point in the video amplifier but in the Pye/Ekco receivers a separate video detector diode is used.

The normal complement of transistors is two for a u.h.f. tuner, one operating as an r.f. amplifier, the other as a self-oscillating mixer. In the v.h.f. tuner three transistors are normally employed, the first operating as an r.f. amplifier, the second as a mixer and the third as the local oscillator. A self-oscillating mixer cannot be used on v.h.f. because of the close spacing of channel 1 (45 Mc/s) to the i.f. (38 Mc/s). In the case of separate tuners a gain differential exists in that the gain of a typical u.h.f. transistor tuner is some 20 dB and for a v.h.f. tuner it is about 30 dB. This problem can be simplified in an integrated tuner.

Since a self-oscillating mixer cannot be employed on v.h.f. it follows that the v.h.f. part of an integrated tuner will require three transistors. However, the first stage can be common provided the transistor is suitable for v.h.f. and u.h.f. amplification and also that the combination of the u.h.f. and v.h.f. tuned circuits can be satisfactorily accommodated. If the mixer transistor is arranged to be of the self-oscillating type on u.h.f. the v.h.f. mixer transistor can be employed as an i.f. amplifier to equalize the gain. The block diagram of the Pye tuner is shown in Fig. 1.

Separate band filters apply the r.f. signal to the base of the r.f. amplifier transistor (AF186). The output of the r.f. transistor feeds the u.h.f. and v.h.f. bandpass filter circuits. A unique feature of the Pye tuner is in the use of a folded halfwave lecher line that is tuned at each end by a variable capacitor. The halfwave tuning elements are "U" shaped, allowing each end to be connected to the split stators of the tuning capacitors. On u.h.f. the circuits are halfwave but tuned at each end and hence the midpoint of the line is a low potential point. The v.h.f. tuned circuits are connected to this point of the line without influencing the u.h.f. performance. Since no switches are involved for this particular function no trouble from switch re-setting accuracy is experienced. On v.h.f. the u.h.f. bandpass tuning elements act as low inductance conductors for the v.h.f. circuits, thus placing the split stator tuner capacitors in shunt with the v.h.f. bandpass coils. In

Underside of the transistor v.h.f. unit used in the Bush/Murphy hybrid receivers.



this way the same tuning capacitors are able to tune both the v.h.f. and u.h.f. circuits to any channel in Bands I, III, IV and V.

The u.h.f. and v.h.f. oscillator stages are not common. On u.h.f. a second AF186 transistor functions as a self-oscillating mixer, while on v.h.f. two AF178 transistors are used, one as the oscillator and the other as the mixer. The latter has two functions, for u.h.f. the particular circuit is re-arranged so that it becomes an additional i.f. amplifier. The overall tuner gain is substantially constant throughout the v.h.f. and u.h.f. bands.

The integrated tuner produced by Sydney S. Bird (Cyldon Type IT100) and used by several set makers features a push-button system switch ganged to the tuner. Only 60° gang rotation is used to eliminate errors due to gear drive. This tuner also employs four transistors (2 off AF186 and 2 off AF178) and has a substantially constant gain (27 dB) over the whole band.

Receivers manufactured by the Pye Group and the newest designs from the Bush/Murphy and Sobell/G.E.C. groups incorporate transistor i.f. amplifiers. In these receivers three transistors are used in the vision i.f. with a further two in the sound i.f. In the Bush range of receivers an additional transistor is used as an a.g.c. amplifier, the a.g.c. input being derived either from the anode or the cathode of the video amplifier valve depending upon which system of modulation is being used. In the case of the Pye receiver a second

video detector diode is employed to generate the necessary a.g.c. voltage together with the intercarrier sound signal and two transistors are employed as amplifiers between this diode and the i.f. transistors. The Sobell receivers also use a double-diode video detector circuit to reduce system switching but a single a.g.c. transistor driven from the cathode of the video amplifier is used.

With the use of transistors in the tuners and i.f. amplifiers the heater chain of the receiver requires a rather large mains dropping resistor. In these hybrid receivers the resistor is in fact replaced by a diode to reduce the power in the heater chain.

An additional problem of the hybrid receiver is that of obtaining the required power supply for the transistors.

In the Pye and Sobell receivers the d.c. for the transistors is obtained from the heater chain itself, see Fig. 2. A capacitor is shunted across the transistor supplies so that the a.c. component of the heater current flows to earth and the d.c. component of the heater chain is used to drive the transistor circuits. In parallel with the input to the transistor circuits in the Pye receiver is a positive temperature coefficient resistor (p.t.c.). The function of this resistor is to eliminate the switch-on surge that would possibly damage the transistors when the receiver is first switched on. When the resistor is cold it has a low value and therefore effectively shorts the transistors out. As it warms up its resistance increases and thus




Fig. 1. Block diagram of the Pye integrated tuner.

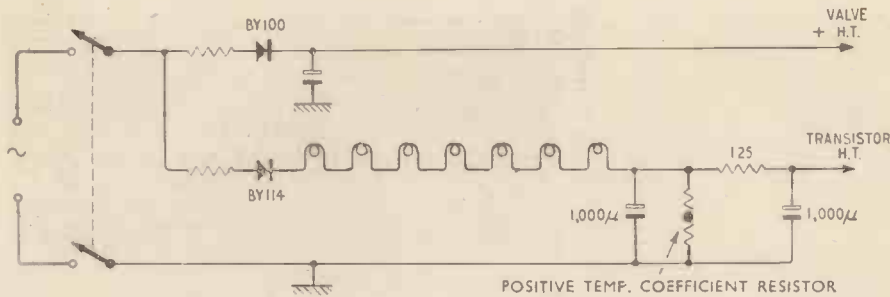


Fig. 2. Power supply system employed in the Pye hybrid receiver.

permits a voltage to be applied to the transistors. In this way it serves the same purpose in the reverse way to the normal thermistor used in the heater chain. In the Sobell receivers a catching diode is connected between the transistor h.t. line and the cathode of the vertical output valve to eliminate the switch-on surge.

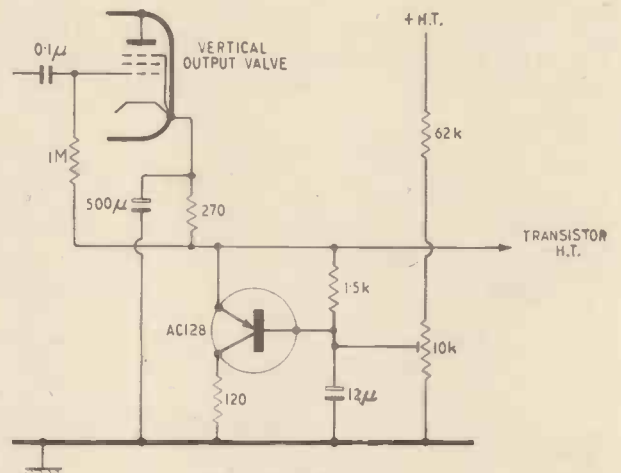
The transistor supply in the Bush receiver is also unusual in that the d.c. for the transistors is obtained from the vertical timebase. The transistor circuits are connected in series with the timebase output valve as part of the cathode resistor. To prevent voltage variations a shunt regulator transistor is used (see Fig. 3). The regulator transistor acts as an emitter follower and holds the transistor h.t. potential at substantially the base potential of the transistor.

The Thorn range of receivers now includes a 16-in portable. The receiver chassis is basically the same as the 950 series (19 and 23 in) which employs selenium e.h.t. rectifiers (see *W.W.*, January, 1965), a mains auto transformer in the power supply and a 3-gang transistor u.h.f. tuner. In the 16-in receiver, however, the limited space precludes the use of a mains auto transformer and it has been replaced by a capacitor in series with seven of the valves, the remaining four being wired in series with the receiver's h.t. supply circuit.

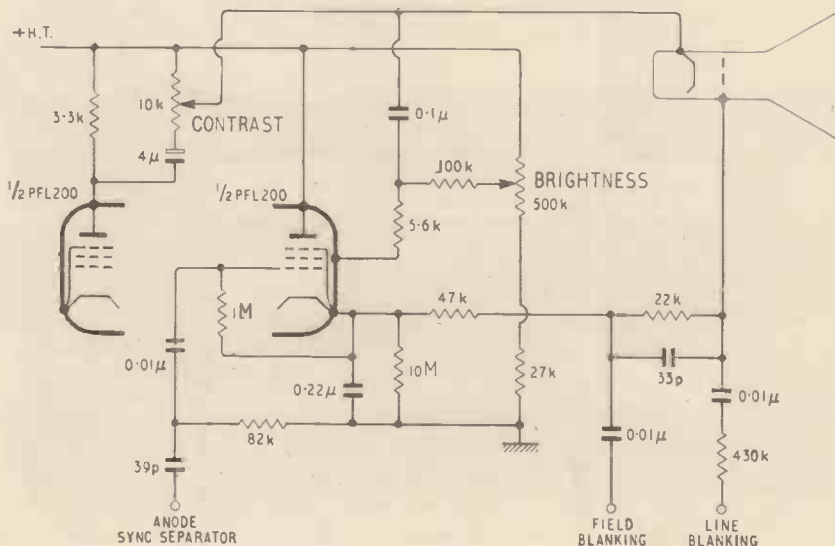
The video amplifier and synchronizing pulse separator circuits in most receivers follow conventional lines; the Bush/Murphy circuit, however, is slightly unusual in that it incorporates a black-level stabilizing circuit. This circuit has been previously described (*Wireless World*,

May 1964) and is shown in Fig. 4 together with the contrast control and c.r.t. blanking circuits.

The principle of the circuit is that the pentode valve is normally non-conducting but driven into conduction on the trailing edge of the synchronizing pulse. When the valve conducts it charges the cathode capacitor to a voltage dependent on the black-level of the signal applied to the screen grid. The cathode voltage therefore effec-



Above:—Fig. 3. Bush/Murphy transistor h.t. regulator circuit.



Left:—Fig. 4. Contrast control, blanking and black-level stabilizing circuit of the Bush/Murphy receivers.

tively follows the black-level variation of the picture tube cathode and this d.c. potential is applied to the picture tube grid. In this way the grid and cathode of the picture tube move up and down together so that variations in black-level caused by the mean-level a.g.c. system are not reproduced by the picture tube. Brightness control is affected by variation of the screen-grid potential of the valve.

Flywheel synchronizing now appears to be incorporated in virtually all receivers. Line oscillators consist of sine-wave oscillators controlled by a high impedance phase detector or in some cases a multivibrator or a blocking oscillator with a cathode follower.


Diode phase detectors are employed almost exclusively but in the Decca receiver a triode-pentode phase detector is employed which is of the coincidence type and in the Philips range of receivers a triode phase detector is used.

A feature of the Philips receivers is the increase in the e.h.t. potential to 18kV which together with the use of the "panorama" tube presentation gives an increased brightness which is claimed to be some 20%. These receivers also feature a transistor u.h.f. tuner.

Also featured on one range of Philips receivers is an automatic time switch coupled to an electric clock. The "on" and "off" time can be pre-set so that the receiver switches itself on automatically for a selected programme. A clock/timer switch is also incorporated in the R.G.D. "Night Owl" combined television and u.h.f. sound receiver.

Sound receivers

Radio receivers this year have followed more or less established lines, with one or two minor exceptions. The modern technique of modular construction, which by now has been applied to most branches of electronics, including television, is gradually infiltrating into radio. The Alba Scout (model 737) and the Ekco PT447 are typical examples. Ekco have eliminated the usually untidy situation surrounding the mixer/oscillator circuitry with their




Ferranti A1143 mains-operated transistor receiver.

"integrated switch pack" (I.S.P.) which is featured in the PT447 and A449 and will be included in future models. The pack houses the waveband switches and associated mixer/oscillator wiring. The push-button wavechange switches are totally enclosed—a technique which is being increasingly used in the domestic field.

Transistor receivers in sizeable wooden cabinets are noticeably on the increase (teak in particular) and these are often quite broad and quite unrelated to the size of the chassis. Because of the use of larger loudspeakers, reproduction from these receivers is markedly better than from the ubiquitous "transistor" (sic).

The relative scarcity of mains-operated transistor receivers has always been something of a mystery (to us) since portability is not necessarily of primary importance. This year's additions to this class include the Ferranti A1143 (which incidentally uses a German standard D.I.N. tape recorder socket) and the Ekco A449. Both have wooden cabinets and the A449 includes the "integrated switch pack."

The crowded situation which exists at the high-frequency end of the medium-wave band is eased to some extent with the bandspread scales which appear on a number of receivers—and Radio Caroline has found its place on the scale in some cases! Alba, in the Japanese-



Ekco mains-operated transistor receiver (A449) with integrated switch pack.

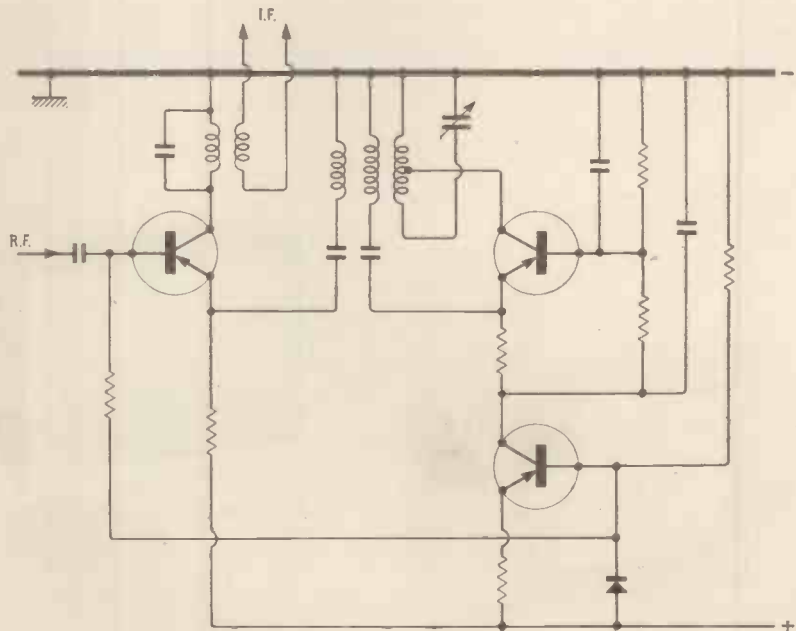


Fig. 5. Basic circuit of stable oscillator for s.w. reception in Grundig "Ocean Boy" and "Satellit" receivers.

manufactured Transcontinental (model 838) choose the alternative and provide a fine tuning control, which is operative on all wavebands.

One of the minor problems of the portable transistor receiver is the provision of an illuminated scale and/or pilot lamp to indicate that the set is switched on. Filament lamps are quite greedy and will often consume as much power as the receiver itself. One solution for the pilot lamp is to use a transistor oscillator and step-up transformer in an inverter stage to provide sufficient voltage to fire a small neon tube. A number of receivers now use a dial illuminated by a filament lamp and operated by a spring-loaded push-switch often incorporated in the tuning control.


Whilst on the subject of dials, the confusing appearance of the average medium-wave scale could perhaps be eased by removing the station names completely (as is done in the U.S.A.) and instead a printed list of stations could be supplied on the inside of the receiver back or battery-cover. (We note that such a list is included in a brochure of one manufacturer.)

THE SEASON'S SETS

MANY of the British receiver manufacturers have held exhibitions during what has traditionally become known as "Show time." From the information gained from visits to these shows and from the manufacturers who were not holding exhibitions, we have compiled a brief summary of the new television and sound receivers and radiogramophones. In the following pages these are listed under trade names and where several come from the same "stable" these are grouped together under a combined heading.

K.B., Regentone, R.G.D.

"Night Owl" is the name given by R.G.D. to a combined television set, v.h.f. sound receiver and clock/timer, in which the clock can be used to switch on either the television or the sound receiver at a predetermined time, thereby providing an early morning alarm or ensuring that a selected programme is not missed. A two-hour delay



(Left) R.G.D. Night Owl combined receiver and timer.



Regentone TR419 transistor receiver.

There have been no drastic changes in sound receiver circuitry—the vast majority using well-tryed designs. Complementary transistors dominate the output stages, but there are still a large number of receivers using transformer-coupled output stages—the advantage of transformerless stages not being so great in receivers with small loudspeakers. In the more ambitious radiograms, complementary driver stages and p-n-p output transistors are common. Silicon transistors both in audio and r.f. stages are now appearing more frequently.

The Grundig Ocean-Boy receiver, now available in this country, uses a separate oscillator transistor. The mixer emitter current is stabilized by an additional transistor, for reception on the short-wave band. The essential circuitry is shown in Fig. 5. The new Grundig Satellit uses a similar circuit and also the mixer stabilizing arrangement, but includes an r.f. stage, an additional i.f. stage, and for the six s.w. bandspread ranges, separate oscillator, mixer and stabilizing stages. Both sets incorporate a 9 kc/s whistle filter, a feature not frequently met. The receiver uses a total of 18 transistors.

It will be obvious that in the available space it is impossible to do justice to all the new sets on the market, but we hope this section of the issue will provide an "arm-chair" radio show for readers.

At the end, under "Imported Sets," we have listed most of the makes which were shown at one or other of the trade exhibitions. Some of the latest products from overseas will be found elsewhere in the issue in the reviews of the German Radio Show and the International Show held in Paris.


timer allows the receiver in operation to be switched off automatically at the end of a programme. The set is based on S.T.C.'s "Featherlight" chassis but has a larger cathode-ray tube—a 12-inch.

K.B.'s latest television set is a 23-inch de luxe model, KV107. It has two front-facing loudspeakers, an illuminated u.h.f. tuning scale and push button v.h.f. station selection, with two sliding doors on the cabinet. Flywheel sync and pre-set fine tuning are used, and the u.h.f. tuner can be either a valve or a transistor unit. K.B. has also introduced a four-waveband radiogram with stereo output, the KG031. It has a seven-valve chassis, a B.S.R. record changer and each sound channel has an output of 2.5 watts, driving a 10in×6in elliptical speaker. Stereo balance and tone controls are provided.

A portable 12-transistor radio receiver from Regentone, the TR419, covers the medium- and long-wave bands and v.h.f. It has front-facing controls, a 3½-inch speaker and a 25-inch telescopic aerial for v.h.f. The K.B. model KR019 is similar in electrical design.

Ferguson, H.M.V., Marconiphone, Ultra

A 16-in portable television set in "brief-case" format weighing 27 lb has been introduced by this group (British Radio Corp.). Known variously as the "Courier" (Ferguson), "Companion" (Ultra) and "Sixteen" (H.M.V.), it features automatic line system switching (using switches operated by solenoids when the channel selector is turned to the BBC-2 position); a transistor u.h.f. tuner; pre-set ("memory") fine tuning for individual channels; and a capacitive mains dropper which



Ultra Companion portable receiver.

reduces heat dissipation within the cabinet but restricts the set to a.c. mains supplies. The chassis is the standard Thorn design on a single printed-circuit board, except that in the interests of compactness the scanning and sound output circuits have been separated off and conventionally wired.

All four makes have an all-transistor radiogram with four wavebands and stereo output; a common chassis and record-changer (Garrard 3000 with low-mass pickup arm and high-compliance ceramic cartridge) are used, but the cabinets and other details of presentation vary (as

Ferguson 3322 transistor radiogram.



do the prices). The Ferguson 3322 has 7 watts output per channel while the H.M.V. 2318, Marconiphone 4310 and Ultra 6320 have 3 watts output per channel. Marconiphone, who, unlike the other makers, supply only through wholesalers, have a remarkably low priced four-waveband radiogram (monophonic), the 4308 "Popular," at 39½gn.

Dual-purpose car/home portable transistor radio receivers are also featured by the group—the Ferguson Auto Twin Mk. II, the H.M.V. "Convertible," the Marconiphone "Travelmaster" and the Ultra "Road Ranger." All are characterized by a "car" push-button which when operated cuts out the internal ferrite aerial and substitutes a permeability tuned circuit for working with the car aerial, thereby improving performance and reducing ignition interference. Wavebands are m.w. and l.w. but H.M.V. have a de luxe model providing in addition v.h.f., and another model housed, unusually, in a wooden (teak finished) case.

Decca

Latest of this company's radiograms with stereo output is the SRG700 Mark II, which has an all-transistor circuit, four-waveband reception and a Garrard AT6 record changer with a Decca Deram pickup. In each sound channel the 5-watt output drives a system of four loudspeakers: a 10in×6in bass unit, and three 4-in units for middle and high frequencies which can be rotated on their axes to vary the sound direction by an edge-operated wheel on the front of the cabinet.

Decca Diadem transistor receiver.



All the new portable transistor radio receivers cover v.h.f. as well as m.w. and l.w., and one model, the TP89, priced 30gn, includes also a short-wave band (16.4-51 m). A telescopic aerial is provided for v.h.f. and s.w. reception. One of the three-waveband sets, called the "Diadem," is presented in a solid wooden cabinet (teak or rosewood), with a lid covering the horizontal tuning scale, after the fashion of a musical box.


Two 19-inch and one 23-inch dual-standard television sets all have forward-facing loudspeakers and a pre-set fine tuner for 405-line channels.

Pye, Ekco, Ferranti, Invicta, Pam, Dynatron

New television receivers from the group use a transistor integrated tuner with six push button settings which can be preset mechanically to select any six channels in Bands I, III, IV and V. A separate line system switch is not required, changing from 625 to 405 lines is automatic when selecting the channels. Some of the television receivers which use the integrated tuner are—the 19-in Pye 40/F (69½ gn), the 16-in Invicta 7166 (65 gn) and the 23-in Pam 5151 (82 gn).

In their radio receivers, Ekco have introduced the recently developed integrated switch pack which they state will form the heart of new Ekco press button receivers for several years. The pack contains the wave change circuit in one precision-built unit which is connected to the printed circuit by only four wires. One of the first Ekco receivers to incorporate the switch pack is the PT447 (25 gn), which uses a 7-in elliptical speaker giving over 1 W output. Four wavebands are covered, and v.h.f. Sockets for earphone, tape recorder and external aerial are provided.

Features of the range of Dynatron radiograms with stereo output include separate tuners and preamplifiers and amplifiers utilizing semi-conductor circuit tech-



"Integrated" all-transistor tuner used in some of the Pye/Ekco group's television receivers.

niques. The range is divided into two groups—the 16/20 Transpower and the 12/10 Transpower. Details of models in the 16/20 group include a four-waveband press button radio tuner (long, medium, short and v.h.f.) which is adaptable for multiplex stereo radio by plugging in a decoder unit; a preamplifier; and two 10 W push-pull output amplifiers which at full power have less than 3% distortion and an overall frequency response of 30 c/s to 15 kc/s \pm 3 dB; a Garrard AT6 Mk. 11 auto changer. In this group, prices range from 132 gn for the RG37S to 260 gn for the RG29S. Models in the 12/10 group cover the same wavebands but the power output is 5 W per channel and the overall frequency response is 80 c/s to 14 kc/s. Prices range from 99 gn for the RG41S to 139 gn for the RG39S.



The speaker positions are clearly shown in this illustration of the Ferranti SRG1144 three channel radiogram.

Ferranti have introduced a three-channel four-waveband radiogram, SRG1144 (96 gn) in which the output from the pickup is fed into a 500 c/s crossover filter for frequency separation in order to minimize intermodulation distortion. Signals above 500 c/s are fed to left and right channel amplifiers for normal stereo reproduction, but signals below 500 c/s, not being particularly directive, are fed to a third amplifier channel which drives a 10 in elliptical bass-reflex speaker mounted between the two 8-in left and right speakers. Music power is 3 W for each stereo channel, 5 W for the bass channel and distortion is less than 0.5%. Sensitivity is 5 μ V for 500 mW output.

Two table model transistor receivers for a.c. mains operation are available from Ferranti. These are the four waveband A1143 (33gn) and the A1149 (15 gn) covering the l.w. and m.w. bands.

Roberts

Latest addition to the Roberts range of portable radio receivers is the R404. This two-waveband set employs seven transistors (including a complementary pair in the output stage feeding one watt to a 7 \times 4in loudspeaker) and three diodes. Sockets are provided for a car aerial and earphones. The wooden case, which stands on a ball-bearing turntable, measures 11½ \times 7 \times 4in. It weighs 6 lb and costs 17 gn.



The Roberts R404 which is mounted on a turntable.

Bush, Murphy

Included among the new transistor radio receivers from Bush are the TR116 (17 gn) with long-, medium- and short-wave coverage and the TR130 (15 gn) for the medium- and long-wave bands. Two receivers which incorporate bandspread tuning for the lower end of the m.w. band are the TR132 (17 gn) covering also the l.w. band, and the VTR133 (23 gn) with l.w., m.w. and v.h.f. coverage. A new radiogram with stereo reproduction, the SRG107 (125 gn) has been introduced. Three wavebands are covered, long, medium and v.h.f. The circuit contains twelve semiconductors, and an output of 5 W per channel energizes a loudspeaker system which incorporates six speakers in an acoustically balanced network. Three new television receivers, each available with a u.h.f. tuner, have also been announced. These are a 19-in TV 135R (59 gn), a 19-in TV 135 (65 gn) and a 23-in TV 138R (71 gn). The tuner costs an additional 8 gn for each model.

In the Murphy Magna range three new transistor radio receivers are available each of which has an output of approximately 1 W. Bandspread at the lower end of the m.w. band is featured on two of the models. The B815 (16 gn) for medium and long waves, and the B837 (23 gn) which also covers the v.h.f. band. A tele-

scopic aerial is fitted for v.h.f. reception and provision is made to connect an external v.h.f. aerial. The other model, the B818 (15 gn) has push button selection for long and medium bands and 208 m. Sockets for car aerial, earphone, tape recorder or extra speaker are fitted.




The Murphy Magna will operate for approximately 250 hours from two 9V batteries of the Ever Ready PP9 type.

Three new 19-in television receivers—V939 (63 gn), V979 (66½ gn) and V929 (59 gn)—are announced together with a 23-in model (69½ gn). Each model can be obtained with a u.h.f. press button tuner for BBC-2 at an additional cost of 8 gn.

Sobell, G.E.C., McMichael, Masteradio

Three screen sizes are available in the new range of television receivers and six of the seven models use identical chassis. The 19 in receivers are models 1012 (Sobell), 2012 (G.E.C.), 3011 (McMichael) and 4011 (Masteradio) and the 23 in are models 3013 (McMichael) and 4013 (Masteradio). (The price of the 19 in models is 69 gn and the 23 in models 79 gn.)

The model 2015 (G.E.C.) is the first British 13 in receiver to appear on the market and uses an RCA tube. The chassis is a modified version of the 1010 (which



G.E.C.'s portable receiver (2015) which employs a 13 in tube.

uses the Mullard v.h.f. tuner and a transistor u.h.f. tuner)—a PL81A is used in the timebase circuits in place of the PL500.


The 19 and 23 in receivers are hybrid, 10 transistors being used in the v.h.f. and u.h.f. tuners and i.f. stages, with valve timebases. An OC44 is used as an a.g.c. amplifier which controls the first i.f. stage and provides delayed a.g.c. to the u.h.f. and v.h.f. first stages. The supply lines for the transistor stages, incidentally, are taken across resistors in the d.c. heater chain.

There are two basic types of sound receiver, one receiving a.m. and f.m. broadcasts, the other a.m. only. The G.817 (G.E.C.) and D.517 (Masteradio) have 10 transistors, which include an AF178 low-noise v.h.f. amplifier and an OC81-AC127 complementary output stage. Three bands are covered, m.w. (with bandspread in the region of 1.41-1.8 Mc/s), l.w. and v.h.f. The loudspeaker measures 6×4 in and the price of both models is 22 gn. The a.m.-only receivers are the G.826, G.828 (G.E.C.) and M126 (McMichael), which cover the m.w. and s.w. from 5.7-10.2 Mc/s. Bandspread is available on both s.w. and m.w. A 25 Ω-impedance socket is provided for tape recording, etc. The dust-proof loudspeaker is 4½ in dia. and the three receivers cost 14½ gn each.

Again, two basic types are available in radiograms, the D.580 (Masteradio), S.680 (Sobell) and G.982 (G.E.C.) at 85 gn and the G.980 (G.E.C.) and G.981 (G.E.C.) at 110 gn. The latter use the Garrard 3000 turntable fitted with a stereo ceramic cartridge and diamond stylus, while the former are equipped with either a B.S.R. UA30 or the Balfour Princess turntables. The tuner section is provided with a tuning meter, bandspread on m.w. and a.f.c. on the v.h.f. band. The s.w. coverage is from 5.7-16.5 Mc/s. Sockets are provided for tape recording and tape playback. The complementary output stages (AD161-AD162) provide about 7 W per channel into 10×6 in and 3 in loudspeakers.

Philips, Cossor, Stella

Features of the new range of Philips television receivers are increased e.h.t. giving, it is said, a 12.5% increase in brightness, and the inclusion of an electric clock which automatically switches the set on at a pre-set time. The two receivers incorporating a clock are the 19 in model 9173 (72 gn) and the 23 in model 3173 (81 gn) which



One of the two Philips receivers which incorporate a clock timer.

each employ a panorama tube, as do the companion models 9170 (63 gn) and 3170 (75 gn) which have different styled cabinets and no clock. A new 19 in receiver (CT1974A/02) has been introduced by Cossor which has the same basic chassis as the Philips range.

Two new transistor portable radio receivers are added to the Philips range—the 345T “Le Mans” and 247T “Cadiz”. A feature of the “Le Mans” (15½ gn) is that its normal output of 400 mW can be stepped up to 1 watt for group listening. Two i.f. stages give increased selectivity. A 6×4 in speaker is employed and sockets are provided for car aerial, tape recorder and earphone.

A feature of the new Stella ST7228T a.m./f.m. portable is a special biasing circuit which reduces distortion normally introduced as the battery voltage falls. Nine transistors and seven diodes are employed. The ST7228T weighs 4 lb and costs 25½ gn. Cossor's latest portable is the CR1315T (13½ gn) which covers the l.w.



The smallest radiogram? It weighs 5½ lb, covers l.w. and m.w. bands, and is powered by six U2 batteries. (Philips)



and m.w. bands, has a 500 mW output from its 5×3 in speaker and has provision for a car aerial and earphone.

Four radiograms, two with stereo outputs, comprise the new Studio Range of Philips. They are the Studio Three (39½ gn) the radio of which covers the m.w. band only, the Studio Five (47 gn) covering both l.w. and m.w. and employing a Garrard 1000 autochange unit; the Studio Seven (61 gn) with an output of 3 W on each channel; and the Studio Nine (72 gn) covering v.h.f., l.w. and m.w. with stereo output and the Garrard 2000 autochanger.

Defiant

Under the trade name of Defiant, the Co-operative Wholesale Society has introduced several new models among which are four new dual-standard television receivers, two radiograms and two radio receivers. The television receivers are the 19-in, 9A72U (72gn); the 19-in, 9B63U (79gn); the 23-in, 3A66U (81gn) and the 23-in, 3C65P (89gn): each uses the well tested Mk. 9 chassis with refinements. The 3C65U has separate push-button tuners for u.h.f. and v.h.f.; the u.h.f. tuner utilizes mesa transistors, whereas low-noise frame grid valves are used in the v.h.f. tuner. One of the radiograms, the PG1 (33gn) for a.m. reception and mono record reproduction has a four-valve circuit with a B.S.R. UA25 record changer. The other radiogram, the AF88, is “all transistor” (14 in all), has stereophonic output of 4 W per channel and is priced at 72gn. A Garrard 1000 series record changer, fitted with a Sonotone 20T1 stereo cartridge, is used. Both the new radio receivers—the A44 (14gn) and the A58 (16gn)—cover the l.w. and m.w. bands and employ 7-transistor circuits with a complementary-symmetry output stage. Power output is 0.4 W and 1 W respectively for the A44 and A58.

Portadyne

Two new a.m. radiogramophones, one (RG400S) with stereo output, have been brought out by Dynaport Radio and Television. Both receivers cover three wavebands. The mono radiogram (RG880 costing 32 gn) has a 4.5 watt output from the three-valve receiver. The RG400S (38½ gn) has an output of 2.5 watts per channel. Both have four-speed automatic record changers and are fitted with roll away doors concealing the motor compartment.

Fidelity

Latest introduction to this firm's range of sound receivers is the RG32 radiogram with stereo output. The receiver covers m.w., l.w. and v.h.f. and each 3-watt sound channel feeds a 9in×6in loudspeaker. The record changer is a B.S.R. 10½-inch model. A companion monophonic radiogram is the RG31, again with a three-waveband a.m./f.m. receiver circuit.


Transistor portable radio receivers include the “Galaxy” which covers the long, medium and short (5.5-15 Mc/s) wavebands and has a telescopic s.w. aerial, and the “208” which provides bandspreading at the lower end of the m.w. band and has a 7in×4in loudspeaker.

Grundig

The chassis for the two television receivers introduced some months ago by Grundig Great Britain are produced by Plessey but are housed in imported cabinets. The two models are the K230 (129gn) and the K450 (365 gn) which is also a radiogram with a stereo output of 6 W per channel. Both sets have 23 in tubes.

Three receivers have recently been introduced from Germany. The Transonette 60 (15½ gn) is a m.w./l.w. portable in a similar styling to the Transonette 70, which covers m.w. and s.w. The transistor line-up is different and the (complementary) output stage delivers about 1 W into a 5 in loudspeaker with a ceramic magnet.

The Ocean Boy receiver is now available in Britain, and was first introduced in Germany in 1962. The receiver features two loudspeakers, a tuning/battery meter, a.f.c. and covers l.w., m.w., s.w. (now 1.6-30 Mc/s, in four bands) and v.h.f. Bass and treble controls are included. For short-wave reception, the oscillator emitter current is fixed by an additional transistor in a stabilizing stage. The circuit has undergone considerable change, but the stabilizing stage and a 9 kc/s (a.m. only) whistle filter remain. The number of transistors in the audio




Grundig "Satellit" receiver with bandspread scale above the loudspeaker grille.

stages has been reduced from 8 to 4 and an additional i.f. stage is included. Ferrite beads are used in the emitter decoupling capacitor leads in one of the i.f. stages.

The Satellit (illustrated) is similar in appearance to the Ocean Boy, but with a bandspread scale added above the loudspeaker grille. The s.w. coverage is as for the Ocean Boy but the separate bandspread scales cover the 16, 19, 25, 31, 41 and 49 m bands. (An amateur version is available in Germany which covers the 10, 15, 20, 40, 80 and 160 m amateur bands). Three additional transistors are used in the bandspread circuits. (The price of the Ocean Boy and Satellit is 87 gn and 117 gn respectively.)

Baird

The four latest television receivers in the Baird range all employ the same basic dual-standard chassis which has changed little since last year, although modifications, including the introduction of an integrated tuner, are being made. The 625 (76 gn) employs a 23 in panorama tube needing no safety screen. The second 23 in receiver, a consolette with doors (654, costing 87 gn), and the 19 in model 650 (68gn) are not fitted with panorama tubes. There is also a 27 in receiver for group



Consolette receiver (Baird 654) which employs a panorama tube.

viewing. This meets the "schools" requirements and is housed in a heavy wooden cabinet with protecting doors which when opened, together with a top flap, screen the tube from ambient light. This receiver (656) costs £125 and is exempt from purchase tax. Each of these receivers has a front facing loudspeaker and the 656 has an output of 5 watts.

Bandspread tuning at the lower end of the m.w. band is provided in the a.m. two-waveband transistor receiver 103 (13 gn).

Hacker

Two specially developed Goodmans bass speakers, plus six high-note units, are employed in the Constellation RG50 radiogramophone introduced by Hacker Radio. Four of the treble speakers are mounted on extending panels that slide out from the sides of the cabinet to improve the stereo separation, the other two are fitted centrally. The twin class-A amplifiers each have an output of 10.5 watts and the receiver covers the v.h.f., l.w. and m.w. bands. Fitted with a Garrard AT60 changer the price is 185 gn. If a Garrard Lab 80 is fitted it costs an extra 14 gn.

Hacker Constellation showing the extending loudspeaker panels.



Valradio

Large-screen pictures of 33in×24½in are provided by the "Unitel 33" projection television receiver illustrated here (price £280). As the one-piece top and side, which contains an internal mirror, is pulled forward the screen

Unitel 33 projection television set.



rises vertically to the viewing position and the set is automatically switched on. The "Duotel 34" (price £340) is of similar electrical design but the screen, which presents a 34in×25½in picture, is in a separate cabinet.

The receiver covers both v.h.f. and u.h.f. television bands, has flywheel sync on both line systems, double-D scanning for maximum brightness and a 3.5-watt sound channel output. To ensure consistent performance and reduce readjustments to a minimum the mains supply is regulated to give a constant voltage $\pm 0.5\%$ for supply changes up to 25%. Comfortable viewing distances are stated to be from 5 ft to 50 ft.

Alba

The "Scout" Model 737 (14 gn) transistor receiver is an interesting addition to the Alba range. It is unusual in that it does not use a printed circuit! The major part of the circuit consists of two micro-miniature modules which replace the conventional i.f. and a.f. stages. Two wavebands (long and medium), with bandspread at the lower end from 195-215 m, are selected by means of



"Scout" Model 737. The cabinet is finished in leathercloth and measures 6½ in H x 11 in W x 3 in D.

push-buttons. Car aerial and tape recorder sockets are provided. Other additions to the Alba range include seven radiograms and three television receivers. Of the radiograms, the "Viscount" model 9004 with stereophonic output is the most expensive at 134 gn. In addition to covering the l.w. and m.w. bands it covers 3-27 Mc/s in two bands and the v.h.f. (87.5-108.5 Mc/s) band. A bandspread control is operative on all wavebands except v.h.f. which has an a.f.c. tuning facility. Frequency response is 35 c/s to 18 kc/s and power output is 8 W per channel. A socket is provided for connecting an f.m. stereo decoder. The T1095, 19-in television receiver (68 gn complete with u.h.f. tuner) incorporates a facility on the v.h.f. tuner for permanent fine tuning adjustment of any channel in bands I and III. The control is pressed in to engage the tuning mechanism, the fine tuning adjustment is then made and when the control is released the channel tuning remains set for future use.

Falcon

What must be one of the lowest priced of the new radiograms is this company's "Monaural," an all-transistor model covering m.w., l.w. and s.w. (15-50 m) and giving 2 watts output into the single 8in×5in speaker. The price is 31 guineas.

Other radiograms (in which this maker specializes) all have stereophonic outputs and are based on two main chassis: a 7-valve design covering l.w., m.w., s.w. and v.h.f., and an all-transistor circuit for long- medium- and short-wave reception only. Two 8in×5in speakers and a B.S.R. record changer are used in all models.

Elpico

A continuously tuned r.f. stage is employed in the CR655 car radio from Lee Products. Other features of this transistor receiver, which retails at 14 gn, include a push-button tone control, its small size (2×7×4 in) and a 3-watt output. It is suitable for all 12 volt d.c. systems of either positive or negative polarity and is



Elpico two-waveband car radio from Lee Products is suitable for systems with either positive or negative polarity.

provided with an external 7×4 in speaker. Flying leads for aerial, speaker and power connections are also provided along with speaker baffle and all the necessary hardware. Sensitivity is quoted to be better than 6.5 μ V in the medium-wave band and better than 12 μ V on long waves.

Perdio

Perdio have added a transistor radiogram to their range. Called the Stereo 22, it has a BSR UA25 deck and covers the long- and medium-wave bands and 15 to 50 metres. Two 8×5 in speakers are fitted to the Stereo 22, which is priced at 52 gn.

Dansette

The Princess Olympic transistor portable radiogram (19½ gn) added to the Dansette range of receivers is powered by six HP2 batteries, but a mains adaptor is available for an extra 2gn. It incorporates a two-wave-band receiver, is fitted with a BSR GU7 motor and measures 12½×13½×6½in.

Daystrom

Although there are no new receiver kits for the home constructor from Heathkit this year we feel that one, although not new, deserves mention. This is the GC-1U (Mk 2) general-coverage receiver covering 580 kc/s-30 Mc/s in five bands with four bandsread scales. The most interesting feature is the use of piezo-electric i.f.

transformers, which do not appear to have been taken up by manufacturers generally, which is perhaps odd since alignment procedure is simplified and in many cases space would be saved. The Heathkit design eliminates two conventional transformers and two further ceramic resonators are used in place of emitter capacitors in two of the i.f. stages. This produces a sharp i.f. response and the 6dB bandwidth is about 3 kc/s.

Ever Ready

The latest additions to the Ever Ready range of transistor portables are the Sky Baby (£11) and the Sky Queen Mk III (14gn). Both have complementary transistor output stages; the audio output of the first being 200 mW and of the second 500 mW. The seven-transistor Sky Queen employs a two stage i.f. amplifier; the Sky Baby having a single stage.


IMPORTED SETS

SABA have just introduced their first transistor stereo radiogram. Called the Breisgau 16, it has an output of 12 watts per channel and the volume control is connected to a tone compensatory network which raises the bass and treble at low volume. A reverberation unit is fitted. Another all transistor unit from Saba is the Hi-Fi Studio II tuner/amplifiers. This covers the long- and medium-wave bands, v.h.f. and the 49 metre band (bandsread), and has an output of 12 watts per channel. A stereo decoder is fitted as standard and, complete with two speakers, the price is 168 gn.

STANDARD.—Claimed to be the world's smallest f.m./a.m. receiver is the Model SR-Q460F nine-transistor portable from the Standard Radio Corporation, of Japan. Its actual dimensions are 2½×2×1 in and it weighs 7 oz, with batteries. A 1½ in speaker is used in this set which has a quoted output of 160 mW maximum (90 mW undistorted); an earphone socket is also provided. Coverage is from 88 to 108 Mc/s in Band II and 540 to 1600 kc/s. Retail price is 19½ gn.

AKKORD.—A new model in the range of West German Akkord transistor car/portables is the de luxe Pinguin 800. This is a four-waveband (40 to 50 metres on the short-wave band) set, which may be operated from either its own batteries (six U2), a car battery or from the mains, via a converter costing £5 10s. Features of this receiver include automatic preset push-button tuning for three f.m. stations, a tuning indicator and two tone controls. An extension speaker (price 3gn) is available for this 69gn set. A somewhat similar portable-cum-car radio, the 770, with the same coverage as the 800 has also just been released in the United Kingdom. This is priced at 49gn, with extension speaker, mains converter and car bracket as extras.

TELEFUNKEN.—While sockets are provided for stereo decoders on some of the table radios and radiograms, others are already fitted with pilot-tone decoders. One such radio is the fourteen-valve Opus Stereo tuner/amplifier. This four waveband unit has an eight-watt per channel output and an f.m. input sensitivity of 1 µV for a 26 dB signal-to-noise ratio. Other features include separate, continuously variable bass and treble controls (up to ±12dB, switched in and out of circuit by two push buttons), up to 40 dB adjustment on



Telefunken Opus Stereo tuner/amplifier is fitted with a decoder as standard.

the balance control and a stereo indicator. Speaker enclosures, each containing a medium treble indicator (5½×7½in) and a woofer (7½×13½in), price 20 gn each, are available for this 99-gn tuner/amplifier.

KÖRTING.—Two new portable-cum-car radios have just been added to the range of transistor portables made by the West German company Körting. The cheaper of the two, the TR643 at 29½ gn, covers the long- and medium-wave bands and f.m., and the other, the TR680 (36½ gn), is a four-waveband receiver (one short-wave band) with a.f.c. A special mounting bracket is offered for the TR680 which allows the receiver to be fitted beneath the instrument panel.

ARENA.—Only recently introduced into Britain is the Arena range of stereo table radio receivers, tuner/amplifiers and associated equipment, made by Hede Nielsen Fabriker A/S, of Denmark. The Model T1900H mains-operated table radio employs transistors throughout and has an output of eight watts per channel. Sinus 4×6 in pressure-chamber speakers are used in this receiver which can be supplied with or without stereo decoder (prices 72 and 65 gn respectively).

CLAIRTONE.—A range of stereo radiograms using the same chassis is available; variation being in the choice of gram deck and in cabinet styling. The a.m. section of the chassis covers the long- and medium-wave bands and 170 to 345 kc/s. The latter, which partly overlaps the long-wave band (140 to 290 kc/s on this receiver) has been incorporated to allow reception of the Swiss wired broadcasting service, which is put out over the country's telephone



Clairtone "Duchess" stereo radiogram is fitted with a Garrard Lab 80 deck unit. Price is 385 gn.

system. (The upper part of this range of frequencies is used throughout the world for radionavigation.) The f.m. section of the receiver covers 88 to 108 Mc/s and has a stereo decoder fitted as standard. A 10 watt r.m.s. rating is quoted for each of the two audio amplifiers which require an input of 50 mV for an 8 watt output at 1000 c/s.

UNITRA.—A low-priced five-wave band radiogram (39 gn) from Poland has just been introduced to Britain by Daltrade. Actual coverage is 89.5 to 108 Mc/s in Band II, 6 to 10 and 11.8 to 22 Mc/s in the short-wave band, 150 to 280 kc/s long-wave band and 560 to 1600 kc/s medium-wave band. A Garrard 1000 four-speed automatic changer (fitted in this country) is employed. Five valves are used, giving an output of two watts.

BANG & OLUFSEN.—The latest item in the Bang & Olufsen range of products is the Beomaster 1000 stereo amplifier/f.m. tuner. Features of this shallow transistor amplifier/tuner ($3\frac{1}{2} \times 19\frac{1}{2} \times 10$ in), which has an output of 15 watts per channel, include push-button speaker change-over switches, separate bass and treble controls, separate bass and rumble filters and a compensated volume control. A decoder unit is fitted as standard in the British version of the Beomaster 1000, which has a sensitivity of $2 \mu\text{V}$ for 26 dB signal-to-noise ratio; full limiting at $3 \mu\text{V}$. Channel separation on the decoder is better than 35 dB.

NATIONAL.—Automatic tuning is featured in the R-1000 ten-transistor portable from National. This Japanese set employs a clockwork mechanism, which when operated sweeps the medium-wave band—in one direction—until a station is reached. Three levels of sensitivity are provided; for "DX," medium distance and local listening. Provisions are made for manual tuning. The price is 19gn.

SONY.—For more than a year a small portable television receiver has been on the cards from Sony. It has now arrived, a nine-inch model that weighs only 12 lb, but it will not be in the shops until later this year. Known as Model TV 9-306UB, it is a dual-standard receiver covering Bands I, III, IV and V and will operate from either the mains, a car supply (12 volt) or from a re-chargeable battery pack (12gn). Sockets are provided for an external aerial, for tape recording and for earphones. The price is 85 gn.


BLUE SPOT.—Two Blue Spot (Blaupunkt) car radios with v.h.f. coverage appeared this year. Both receivers offer multi-wave band coverage. The higher priced set, the Köln ATR (78 gn), has an automatic station finder, which utilizes an electric motor. A sensitivity switch is provided which allows the station finder to over-run the lower strength stations. Manual tuning is also provided on this German

receiver which covers the long- and medium-wave bands and 87 to 104 Mc/s in Band II. In addition, a short-wave band covering 5.9 to 6.35 Mc/s is provided on the other receiver, the Frankfurt (52 gn).

A transistor converter suitable for any Blaupunkt car radio is offered at 18 gn for the short-wave listener. Known as the KV 900 adaptor, it is easily fitted beneath any installed receiver and derives its power from the main receiver. Waveband coverage is 13, 16, 19, 25, 31, 41, 49, 60 and 90 metre bands; selection is by push-button. The medium-wave scale of the main receiver is used for an indication of tuning.

Many "made-to-measure" installation kits for British cars are offered along with numerous accessories, from a second speaker to a voltage divider for 24 volt systems.

SHARP.—A world time chart is contained in the lid of the Model FV-1700 "Intercontinental" transistor receiver. This Japanese set covers 1.6 to 26.5 Mc/s in the short-wave band (split into three), the long- and medium-wave bands and 86.5 to 108 Mc/s in Band II. Operating from 12 volts, the



Sharp Model FV-1700 Intercontinental receiver contains a b.f.o. for c.w. listening.

FV-1700 may be used in a car, sockets being provided for connection to an external power source and car aerial. A 6×4 in speaker is used and the maximum output of the receiver is quoted as one watt (0.7 W undistorted). Features include a b.f.o. for c.w. reception, a.g.c. and a.f.c. Retail price is 69 gn

NORDMENDE have introduced a baby brother to their 15-waveband Transita-Globetrotter named Globetraveler Jr (in all countries other than U.S.A. and Canada where it is called Transita TS de luxe). This covers five wavebands with bandspread tuning on the 49 metre band and can be used as a car radio; output is quoted as 4 watts when operated from a car battery. Features of this set include an internal 5×7 in speaker, a bass control and a continuously variable treble control. The dimensions are $8 \times 11 \times 3\frac{1}{2}$ in, and the price 49 gn.

A Non-resonant Loudspeaker Enclosure Design

By A. R. BAILEY,* M.Sc.(Eng.), Ph.D., A.M.I.E.E.

—USING ACOUSTIC TRANSMISSION LINE WITH LOW-PASS FILTER CHARACTERISTICS

OVER the years, the design of loudspeaker units has progressed steadily until some are now available with very good performance capabilities. In particular, the advent of expanded polystyrene as a cone material has greatly reduced the distortions due to cone break-up.

Unfortunately, the design of loudspeaker cabinets has not kept pace with these developments, and there is little doubt that many enclosures now introduce more coloration than that produced by good loudspeakers. The loudspeaker enclosure to be described was developed to give as little coloration as possible, but to understand its evolution it is necessary to return to basic principles.

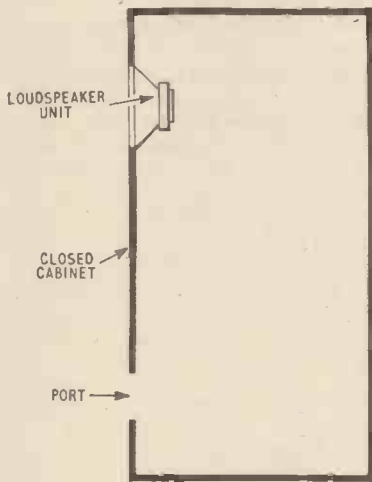


Fig. 1. Section through bass reflex cabinet.

By far the largest number of current loudspeaker cabinets are based on the "bass reflex" cabinet design¹. This is shown in Fig. 1 as a sectional view. This cabinet appears to have only a relatively short path-length between the back and the front of the cone and would therefore be expected to give relatively poor l.f. response. In fact the response at low frequencies can be quite large, this being due to the cabinet having a Helmholtz air-column resonance at about the lowest frequency being reproduced. In the reference given previously, the theory is well explained.

Unfortunately, this resonance in the cabinet causes coloration in the bass output of the system. This "ringing" on bass transients can be very noticeable, particularly on such instruments as string bass.

In addition the cabinet itself is frequently unlagged and consequently the sound is still emerging long after the original signal has stopped. Very heavy lagging is

necessary to stop this effect and in so doing the cabinet "Q" is reduced so that the bass reflex action is lost.

Sine-wave testing does not necessarily show up the defects of a speaker system. Rapid cut-off at the edges of a flat response can make it sound far worse than a slower rate of fall at the edges of a system with apparently a poorer bandwidth. This is shown in Fig. 2.

The effect of the abrupt change in slope of the amplitude/frequency characteristic is to give "ringing" at the frequency where the slope change takes place. This effect is unavoidable and is the necessary price to pay for the extension of bandwidth by the use of resonance effects. It is for this reason that loudspeaker systems can sound very "boomy" in the bass, even though the measured amplitude response shows no resonant peaks.

One method of testing that has not apparently been widely used is that of impulse-testing of loudspeaker cabinets. This method is very powerful and is described later on. For the moment it is sufficient to state that it confirmed that normal loudspeaker enclosures are not very good.

It is now apparent that it is the sound waves produced at the rear of the cone that have to be absorbed if delayed output and resonances are to be avoided.

Acoustic labyrinths² have been used in the past in an attempt to "lose" the sound down multiple paths. Such an enclosure is shown in Fig. 3, but the size needed is excessive. Unless there is adequate internal lagging, then these cabinets will also possess pronounced energy storage and the consequent lack of sound clarity.

Transmission line approach

The only safe method of removing the rear cone sound energy is by transmitting it down an infinite transmission line. This is obviously impracticable so the nearest approximation was examined.

If a transmission line for acoustic waves is filled with

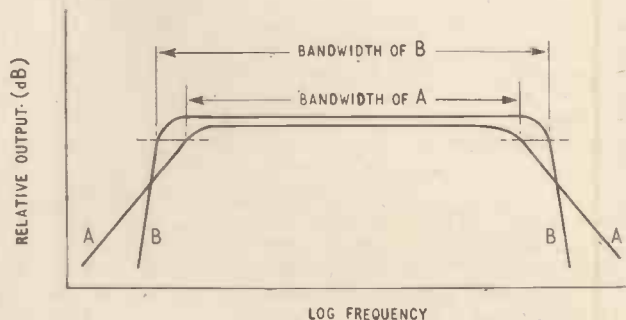


Fig. 2. Response curves having different transient responses.

*Bradford Institute of Technology.

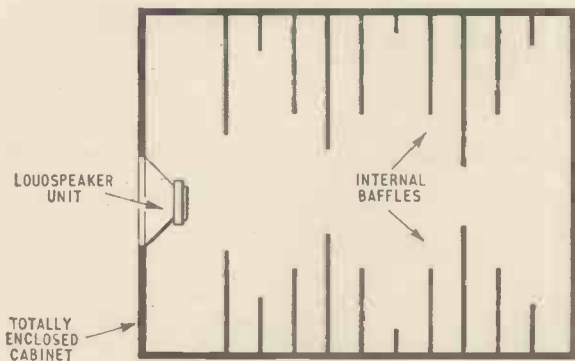


Fig. 3. Section through acoustic labyrinth cabinet.

a light acoustically-resistive medium, then the transmitted wave will be rapidly attenuated. After a certain distance the wave will be so weak that a blockage of the line will give only a minute reflected wave back to the speaker cone. The magnitude of the reflected wave can be determined by the standing-wave ratio immediately behind the speaker.

The choice of acoustic absorbing material will greatly affect the final performance so an initial investigation was made into the reflecting properties of various acoustic transmission line terminations. Many materials including glass fibre were tried, but the best results were obtained from long fibre wool. This gave a remarkably good absorption down to quite low frequencies. A typical set of the curves obtained is shown in Fig. 4.

For practical purposes a long pipe is not desirable so experiments were then made with a folded pipe of total length of about 8ft. This was built as shown in Fig. 5, the far end of the pipe having a pivoted flap so that characteristics could be taken with both open and short-circuit terminations. The results proved most interesting.

With the port closed the loudspeaker gave a very good

performance with a slightly weak bass response. Sine-wave testing confirmed that the bass response fell by several dB below 60 c/s although the cone amplitude doubled for a halving of the input frequency. The trouble was finally traced to diffraction effects, the radiated wave-front changing its polar response at low frequencies. The effective bass response could be changed very markedly by positioning the cabinet away from a wall. The bass response then fell even further due to the increased diffraction at low frequencies. For test purposes a plain wall backing was used.

Opening the port had two effects. First, the bass response was improved to become approximately flat and secondly the cone excursion was greatly reduced between 30 and 50 c/s. The bass improvement was due to the line length being such that the delayed bass wave from the line was in phase with that radiated by the front of the cone. Also as the bass frequencies were radiated from two spaced sources, the diffraction effects would be reduced.

As the wool-filled line acts as a low-pass filter, the radiation from the vent cuts off before cancellation can occur at the higher frequencies. The rapid cut-off of this acoustic line is shown in Fig. 6. This shows the sound pressure at the port end of the line with the port closed.

Impulse response

As the performance so far appeared to be satisfactory it was decided to investigate the impulse response of the loudspeaker cabinet. The square-wave testing of loudspeaker units had previously shown that it was not possible to generate a good square-wave of sound pressure, let alone an impulse. Several mechanical methods were then tried but none proved to be really satisfactory. The author is therefore indebted to his colleague, R. V. Leedham, for suggesting the use of exploding wires as a standard impulse source.

Exploding wires proved to be a delightfully simple and accurate method of generating an acoustic impulse.

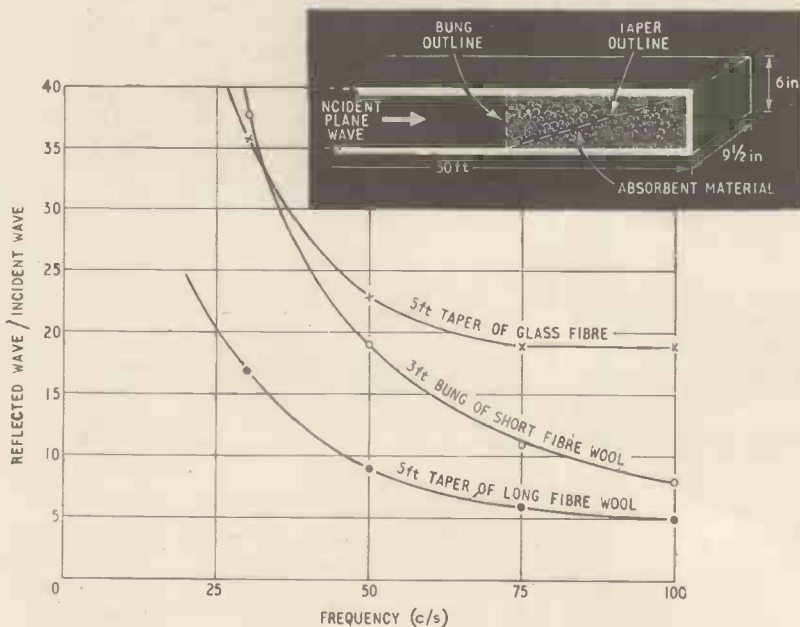


Fig. 4. Reflection characteristics of acoustic absorbers.

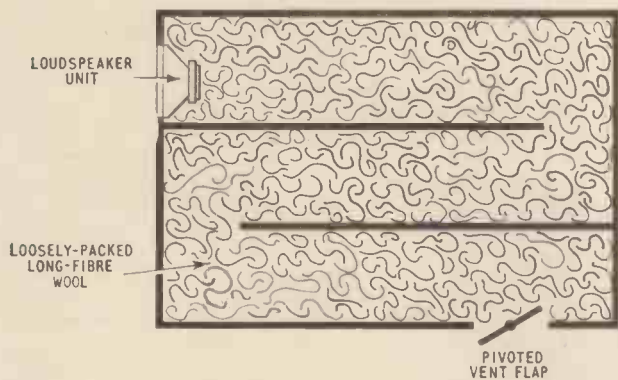


Fig. 5. Experimental acoustic transmission line cabinet.

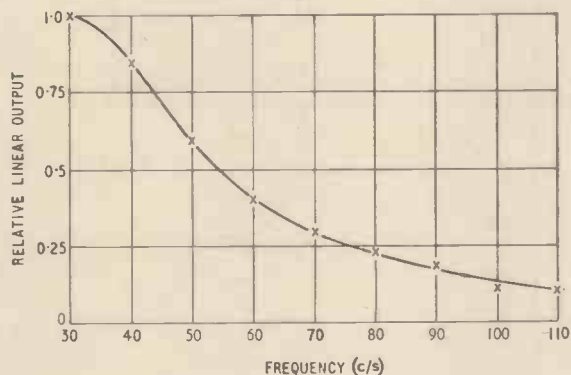


Fig. 6. Sound pressure in closed vent of experimental cabinet.

Basically the method involved discharging a low inductance capacitor of high value ($1000 \mu\text{F}$) charged to about 250 V through 1 cm of 40 s.w.g. tinned copper wire. The wire is vapourized almost instantaneously and the acoustic impulse produced had a rise time well into the supersonic region. Spark-generated impulses could have been used, but a high-voltage source is necessary of considerable stored energy if an adequate impulse is to be produced. As exploding wires were less lethal experimentally and only needed standard power supplies, the use of a spark source was not pursued.

The measuring microphone used had a working bandwidth of 30 to 10 kc/s and was used inside the cabinet at a distance of 18 in from the exploding wire source. The exploding wire was operated at the position where the loudspeaker would be used, the loudspeaker opening being blanked off.

The results appear in Fig. 7a, the initial impulse being just discernible. The results were felt to be very creditable, the large damped oscillation being the flexure of the $\frac{3}{4}$ in blockboard immediately behind the exploding wire. The experiment was then repeated with a bass-reflex cabinet of identical size having a port area of some 24 in^2 and unlagged internally. The results were markedly dissimilar. Acoustically a much louder hollow explosion could be heard and the microphone pickup showed a far larger spurious output for a much longer time. This is shown in Fig. 7b, the sensitivity and time scales being identical with that of the previous test.

The cabinet was then lagged internally with sound absorbent and the test was repeated. The result is shown

in Fig. 7c, the resonance obviously being better damped but still far worse than the line type of cabinet.

Listening tests proved that the cabinet had a "cleaner" sound than the bass reflex type, the effect of the line being very noticeable in its lack of coloration on speech. Transient response was definitely better on the line speaker, the sound being more "tight" and natural.

For obvious reasons it is preferable to have the long axis of the loudspeaker in the vertical plane. The cabinet ducting arrangement was therefore rearranged and one commercial form is as shown in Fig. 8. To make the most of the cabinet it is obvious that the loudspeaker units must not possess large colorations of their own. The units quoted give very good performance although other equally good units may be available. The cross-over frequency used is 1500 c/s.

The frequency-amplitude response of the complete loudspeaker system is shown in Fig. 9. The rate of

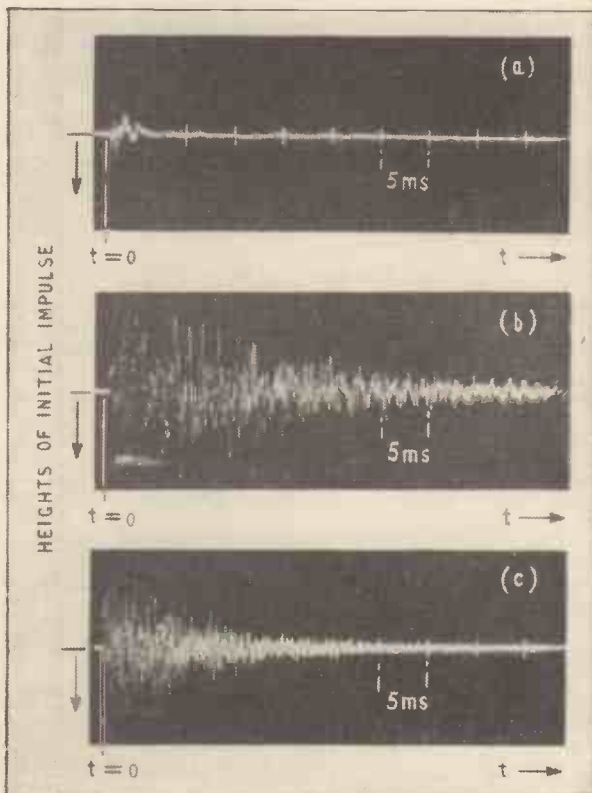


Fig. 7. (a) Impulse response of acoustic transmission line loudspeaker cabinet. (b) Impulse response of bass-reflex cabinet identical in volume to (a). (c) Impulse response of bass-reflex cabinet with internal lagging.

fall at the low frequency end is creditably slow and far better than the majority of systems in use. It is not unknown for rates of cut-off to be as high as 18 dB per octave and to start very rapidly. This gives rise to a "heavy" bass effect that some people prefer; it is, however, not natural.

The bass resonant frequency of the speaker unit is below 15 c/s in the enclosure (about 30 c/s in free air) and quite well damped, so this will have no noticeable effect on the output. As the acoustic loading of the pipe

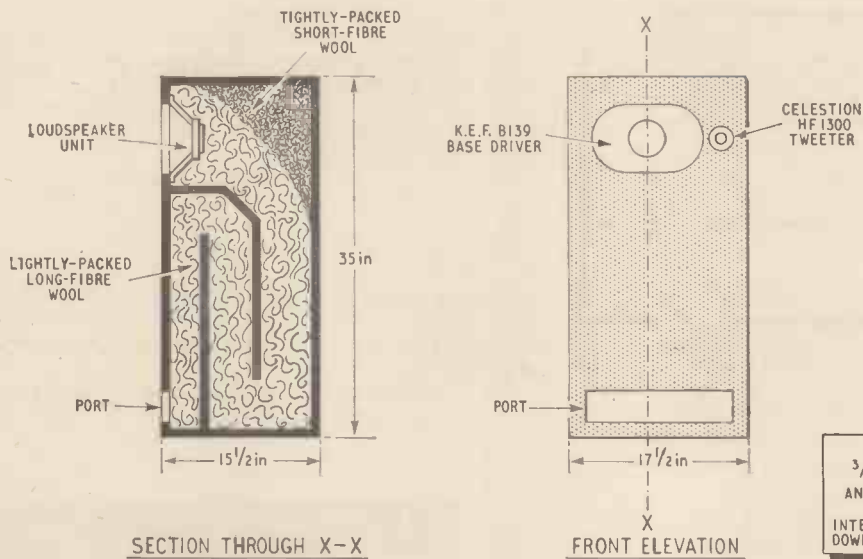


Fig. 8. Production version of the acoustic-line loudspeaker cabinet.

is, therefore, dominating the speaker unit, the low-frequency waveform will be better as the non-linearity in the loudspeaker unit suspension will be swamped by the linear acoustic loading.

The final subjective tests were very good. The sound quality is effortless and natural. At first hearing the bass sounds to be deficient but extended tests show that this is not so, it is merely that one has been conditioned to hearing resonant bass. The overall effect is surprisingly unexciting—only natural. In over a year's use of the system the author has noted, however, that musical listeners were very impressed with the result.

Practical Points

The cabinet design is not critical, and many variations are possible. The only cardinal point is that of keeping the pipe area above that of the cone. A rather strangled result can occur if an attempt is made to save space by restricting the pipe area much below that of the speaker cone. It must also be noted that a poor speaker does not usually sound much better in a good cabinet as the speaker deficiencies dwarf the improvement.

The application of the principle of the design is the subject of a Patent, but there is no restriction, of course, on private individuals making cabinets for their own use. For the amateur constructor the following points may be of use:—

(1) The cabinet should be made of thick acoustically dead material, chipboard being generally better than plywood. Due to the absence of high internal pressures

and the absorbing effect of the wool, the cabinet thickness and bracing are not as important as in the case of the bass-reflex.

(2) Acute bends in the pipe should be arranged to occur as far from the loudspeaker cone as possible to reduce the magnitude of standing waves due to reflections.

(3) The wool should be of long fibre length and packed fairly loosely, about one pound to every two to three cubic feet. The grade of wool is still being investigated for the optimum specification.

(4) Either spray the wool with mothproof or take other suitable action or the cabinet performance may suffer from an ageing process.

The author has constructed several different cabinets of totally different sizes and geometry, and apart from narrow pipes and badly angled bends the performance has been remarkably similar. In fact a low resonance 4in unit has been used effectively and gave a good output at 35 c/s. The power handling capacity was, however, limited.

Acknowledgements.—In conclusion the author would like to thank Radford Electronics Ltd. for permission to give the details shown in Fig. 8. Also thanks are due to R. V. Leedham and other colleagues for their help and criticism.

REFERENCES

1. "Sound Reproduction" G. A. Briggs, p. 62.
2. *Ibid*, p. 56.

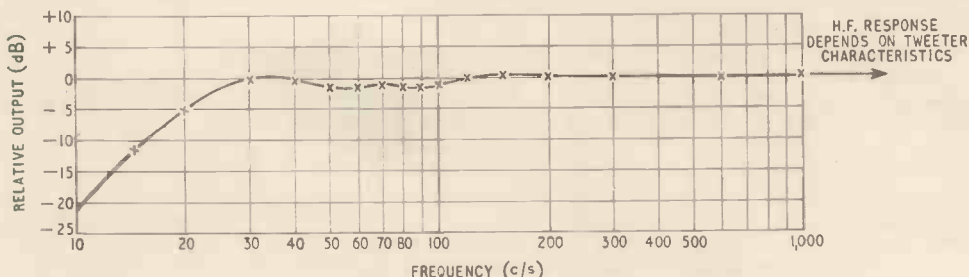


Fig. 9. Overall sine-wave response of Fig. 8.

WORLD OF WIRELESS

V.H.F. or U.H.F.? 405 or 625?

LORD HILL, chairman of I.T.A., said recently, "It is clear that u.h.f. broadcasting is here to stay, but it may not be going to make the complete take-over bid that once seemed likely. Expert opinion has altered somewhat since 1962 when the Government White Paper proposed to change, by stages, the existing 405-line services to 625 lines. It now appears that there are technical and financial difficulties in duplicating the services in u.h.f. Some minds are turning to the possibility of changing to 625 lines *within* v.h.f. It seems clear that, whatever its merits, the u.h.f. system could not provide the same total coverage as v.h.f.; and then, of course, u.h.f. requires so many more stations.

"If a suitable method of conversion to 625 could be found, several advantages are argued for keeping ITV and the BBC-1 in v.h.f. First, it would avoid the great and continuing expense of duplication; second, it would avoid using valuable air space which may be needed for future services. Third, it would give the television industry a firm technical basis on which to plan their operations for the foreseeable future."

Lord Hill went on to say, however, that "it rather looks as though the 405-line services may become a permanent feature of British Television and if this were so, then there might be grounds for reconsidering the original idea that only the 625-line services should have colour."

The industry's latest statement on this subject stresses the need for one standard (625 lines) for all services whether v.h.f. or u.h.f. B.R.E.M.A. in its statement acknowledges the difficulties in accomplishing the changeover to the new standard but it adds "these are not sufficient to justify a reversal of this decision," as has been expressed in some quarters

Higher-Power Satellites

DIRECT broadcasting of sound and television programmes from satellite repeater stations should be a reality within 10 years, according to R. M. Bentley, manager of the "Early Bird" communications satellite project for Hughes Aircraft Company. Outlining his company's present and future work in this field at the INEL 65 exhibition in Basle (p. 509), Mr. Bentley mentioned particularly a new communications satellite under development, the HS307. Weighing 600 lb and using a 600 W solar cell power supply, this satellite will have an e.r.p. of 7.5 kW (using a high-gain electronically "despun" aerial) and a capacity of 5,000 voice channels or 12 television channels. Hughes will also have a new low-cost (£350,000) fixed aerial ground station in operation in Arkansas by the Spring of 1966.

Amateur Radio Growth

THE 21 European national member societies of the International Amateur Radio Union now muster between them more than 150,000 members, of whom 40,000 hold transmitting licences, but by no means are all transmitters members of societies. Topping the list is the Radio Sports Federation of the U.S.S.R. (RSF) with 71,000 members followed by the Yugoslav society (SRJ) with 24,000 members. Both societies have a very large number of young members who pay only a nominal subscription. There are 10,500 amateur transmitting stations in the U.S.S.R. and 3,600 in Yugoslavia, but of these only 3,500 and 950 are members of the respective societies.

The Federal German Republic with 11,465 and the United Kingdom with 11,250 have the highest number of licensed stations among the western group of nations. Numerically the German society (D.A.R.C.) with 15,700 members (8,300 of whom are licensed) is ahead of the Radio Society of Great

Britain with 12,750 members, of whom 7,700 are licence holders.

Looking beyond Europe, the Japanese Amateur Radio League with 16,100 members ranks second only to the American Radio Relay League with its 88,000 members. The U.S.A. with 255,000 amateur stations and Japan with 38,000 are world leaders followed by Germany (11,465), the United Kingdom (11,250) and Canada (10,500). At the other end of the list we have Syria (9), Iceland (10), Burma (25), Lebanon (25), Greece (26) and Jamaica (32).

The world total of licensed amateur stations is 498,000—by far the largest number of stations in any of the communication services recognized by the International Telecommunication Union.

American Subscription TV

R.K.O. GENERAL, operator of the only American subscription TV station (Hartford, Conn.), has obtained options on the Zenith Radio Corporation's Phonevision system for operation in New York City, New Haven, Philadelphia, Washington D.C. and San Francisco. Exercise of these rights will depend upon assessment of results from the Hartford station and approval of the Federal Communications Commission. The Hartford station has been in operation as an experimental subscription TV station for three years, and recently the F.C.C. extended the licence for a further three years to give the station the opportunity to increase the number of subscribers. Programmes do not contain advertisements and are transmitted as scrambled u.h.f. signals and are unscrambled by a device fitted to the receiver.

The Granada Lectures on problems of communications in the modern world arranged by the British Association for the Advancement of Science in collaboration with Granada Television will this year be held on three successive Wednesdays in October in the Guildhall, London. On the 13th Alistair Cooke will speak on "transatlantic communications," on the 20th Dr. J. B. Rhine's lecture is entitled "E.S.P.—what can we make of it?" and on the 27th Admiral H. G. Rickover, U.S.N., will discuss "a humanistic technology." Tickets are obtainable free from the British Association, Sanctuary Bldgs., Gt. Smith St., London, S.W.1, or Granada, 36 Golden Sq., London, W.1.

The new members of the board of the Electronics Division of the I.E.E. are: R. J. Clayton (G.E.C. Electronics) who is a vice-chairman, Prof. J. Brown (University College, London), Dr. F. G. Heath (I.C.T.), G. King (Standard Telecommunications Laboratories), C. A. Marshall (Systems & Communications), Dr. W. H. Penley (Ministry of Aviation), and J. B. Smith (Ferranti).



Radio Show Special.—The Pye/Ekco group have fitted out a thirteen-coach train as a travelling radio show. One coach contains a fully operational local broadcasting station, another supplies 405- and 625-line pictures to other coaches, and another contains working demonstrations of radio-telephones and other communications equipment. Remaining coaches display the full range of Pye/Ekco domestic equipment. Cities in which the train will stop are Birmingham, Sept. 29th-30th; and—during October—Manchester, 1st-2nd; Glasgow, 4th-5th; Newcastle, 6th-7th; Nottingham, 8th-9th; and Norwich, 11th-12th. Free admission to the train is between 10.00 and 21.00.

A recently issued 24-page booklet, **Careers with Instruments**, broadly describes the various fields in which instruments are used together with comprehensive details of the different levels of technical education and the careers to which they lead. The booklet, price 2s 6d, is available from the Society of Instrument Technology, 20 Peel Street, London, W.8.

The Society of Environmental Engineers is holding an exhibition and symposium, "**Environmental Engineering and its Role in Society**," at the Imperial College, Exhibition Road, London, S.W.7, during April 19th-21st, 1966. Further details are available from S.E.E., Radnor House, London Road, Norbury, London, S.W.16.

A changed specification for **enamelled and rayon covered conductors** has been issued by the British Standards Institution under the title "B.S.3902 Enamelled and rayon covered copper conductors (oleo-resinous enamel), Part 1 Round wire." The new specification replaces part of B.S. 2479 which is being withdrawn because the rayon it specified as an alternative to natural silk is no longer available. The publication, price 6s, is obtainable from British Standards Institution, Sales Branch, 2 Park Street, London, W.1.

Amateur transmitting licences in the U.K. totalled 13,531 at the end of June. There were 13,130 "A" sound licences including 1,893 for mobile operations, 236 "B" sound licences (for telephony operation above 420 Mc/s) including 2 for mobile operation, and 165 television licences.



Madam Popova, daughter of the famous Russian radio inventor Alexander Popov, is curator of the museum of the radio in Leningrad—the city in which Popov gave in 1895 his first practical demonstration of radio telegraphy. (The city was then St. Petersburg of course.) Here she talks to Daniel Maillard, general manager of Société de Diffusion de Radio-Télévision, the French company which sells Ducretet Thomson domestic receivers. Eugène Ducretet was a contemporary of Popov's and collaborated with him on radio experiments for a period at the end of the last century.



A scholarship is being awarded annually by Dynamco Instruments Ltd. to allow a suitable candidate to attend a post graduate course in electronics at Southampton University. To qualify, a candidate should possess a degree or equivalent qualification in physics or electrical engineering although other qualifications, in mathematics for example, may be acceptable. The illustration shows the recipient of the 1965-66 scholarship, Mr. Charles Bockett-Pugh, who recently gained an honours physics degree from the new St. Catherine's College, Oxford.

Acoustics Congress.—The 5th International Congress on Acoustics was held from 7th-14th September at the Palais des Congrès, Liège, Belgium. An account of the proceedings will appear in the November issue. The 6th Congress will be held in Tokyo during the latter part of August, 1968.

Navigation Satellites.—The use of the forthcoming series of NASA Applications Technology Satellites (A.T.S.) was discussed at a meeting of the American Astronautical Society held recently in San Francisco. Mr. Leonard Saffe, NASA Communication and Navigation Programme Director, referred to a navigational system whereby satellites in medium-altitude and synchronous orbits would provide information on the position of ocean craft to ground computer stations. It was also suggested that experiments will be undertaken enabling small ground stations to have radio access to satellites.

The sixth in the series of international conferences on **microwave tubes** will be held at Cambridge University from September 12th-16th next year. The last was in Paris in 1964. Its title has been changed to Conference on Microwave and Optical Generation and Amplification and it is being organized by the I.E.E.

Steerable Aerials.—A forum for the exchange of ideas and information between those responsible for the design, construction and use of large steerable aerials will be provided by a conference being organized for June 6th-8th next year. The sponsors are the I.E.E., I.E.R.E., I.E.E.E., I.Mech.E. and I.Structural E.

The Post Office recently issued the **ten thousandth licence for radio-controlled models**. These licences, which were introduced in 1954 under the Wireless Telegraphy Act of 1949, cost £1 and are valid for five years. Frequencies allocated for radio control of models are 26.96-27.28 Mc/s and 458.5-459.5 Mc/s.

Which Switch?—Designers and constructors are reminded that Specialist Switches Ltd., of 23 Radnor Mews, London, W.2 (Tel.: PADdington 8866), supply single rotary switches to any specification.

PERSONALITIES

Prof. A. L. Cullen, O.B.E., Ph.D., D.Sc.(Eng.), who has occupied the chair of electrical engineering in the University of Sheffield since it was created in 1955, is the new chairman of the Board of the I.E.E. Electronics Division. After graduating at Imperial College, London, in 1940, Dr. Cullen joined the staff of the Royal Aircraft Establishment,



Prof. A. L. Cullen

Farnborough. From 1946 until his appointment at Sheffield he was at University College, London, first as a lecturer and later as a reader in electrical engineering. In 1959 he was awarded a grant of nearly £4,000 from the Paul Instrument Fund for the construction of a detector in which radiation pressure is used to convert a microwave signal to an audio or intermediate frequency. For the past year he has been visiting professor at the University of California, Berkeley. Prof. Cullen is joint author with Prof. H. M. Barlow of the book "Microwave Measurements."

J. M. C. Dukes, M.A., D.I.C., A.M.I.E.E., has joined A.C. Cossor Ltd. as technical director. For the past six years he had been with the Plessey Company, first as technical manager of



J. M. C. Dukes

the Telecommunications Division and since 1962 chief engineer of the Electronic and Equipment Group. From 1947 until joining Plessey Mr. Dukes was with the Standard Telephones & Cables group. In 1961 he was elected a member of the Technical Committee of the British Space Development Company of which Plessey is a sponsoring company.

A. W. H. Cole, O.B.E., M.I.E.E., has relinquished his position as manager of the Marconi Company's Communications Division and became director of product planning. He joined the company in 1921, on leaving school. He entered the Marconi College in 1927, and was subsequently appointed to the technical staff, where he was concerned with the construction and operation of the first short-wave radio "beam" stations. In 1929, he transferred to Cable and Wireless eventually becoming personal assistant to the engineer-in-chief. By 1942, he had taken charge of a design and development group and he was ultimately responsible for the operational planning of services. In 1948,



A. W. H. Cole

Mr. Cole returned to Marconi's as manager of the Communications Division, which has now been split into two separate divisions handling radio and line communications respectively. The manager of the new Radio Communications Division is **A. R. Laws** and the manager of Line Communications Division is **P. R. Keller, B.Sc., A.M.I.E.E.** Mr. Laws joined the company as sales manager of the Communications Division in 1961 when he retired from the Royal Signals with the rank of Major. He is 48. After six years in the Post Office Engineering Dept. he joined the Army in 1943 and was engaged on the Commonwealth Communication Army Networks. Mr. Keller, who joined Marconi's in 1944 has been in charge of the section formed in 1956 to develop error-correcting telegraph equipment.

Prof. J. F. Coales, O.B.E., M.A., F.Inst.P., is the first chairman of the Board of the recently constituted Control and Automation Division of the I.E.E. For some years he was in charge of post-graduate studies in control engineering at Cambridge University where he now occupies the chair of engineering control. After graduating at



Prof. J. F. Coales

Sidney Sussex College, Cambridge, he held various appointments in the Admiralty Dept. of Scientific Research and Development from 1929 until 1940 when he was put in charge of development of naval gunnery radar in the Admiralty. In 1946 he joined Elliott Brothers as research director where he stayed until joining the staff at the University in 1952.

D. W. Heightman, M.I.E.E., joint managing director of Goodmans Industries, Ltd., has also been appointed a director of Radio Rentals (U.K.), Ltd., and of Rentaset, Ltd. (all associated companies). In 1938 Mr. Heightman formed Denco Ltd., of Clacton, of which he later became managing director. In 1950 he joined the English Electric Company as chief television engineer. Since 1956 he has been with the Radio Rentals group which he joined as chief engineer. He has been a director of Goodmans since 1962.



D. W. Heightman

Alec H. Reeves, A.C.G.I., inventor of pulse code modulation, is to receive the Stuart Ballantine medal of the Franklin Institute in America on October 20th. Mr. Reeves, originally joined the International Western Electric Company (parent of S.T.C.) and in 1928 went to the associated laboratories in Paris.



A. H. Reeves

Throughout the last war he worked on radio-countermeasures and on guidance and accurate bombing systems for the R.A.F. Since 1946 he has been at Standard Telecommunication laboratories at Harlow, Essex. Mr. Reeves, who was born in Redhill, Surrey, in 1902, originated p.c.m. while working in Paris but it was not until the coming of transistors that it could be used economically. It was employed to transmit television pictures of Mars from Mariner IV, and is also being used experimentally in the U.K. telephone system.

Lt. Col. J. P. A. Martindale, B.A., B.Sc., M.I.E.R.E., A.M.I.E.E., has been appointed full-time secretary of the National Electronics Research Council, of which Earl Mountbatten is chairman. Since the inception of the N.E.R.C. in 1961, G. D. Clifford, secretary of



Lt. Col. J. P. A. Martindale

I.E.A.E., has also been secretary of the Council and will continue to assist it by following up discussions already held in Australia, Canada, India and New Zealand on the formation of similar bodies in those countries. Col. Martindale has been in industry for the past five years. During his military service he held various technical appointments in the Ministries and was at one time a member of the staff of the Royal Military College of Science.

R. W. Beattie has been appointed managing director designate of Electrosil Ltd., of Sunderland, Co. Durham. He was until recently an executive director of the Telephone Manufacturing Co. and manager of their Capacitor Division. Previously he was head of the physical laboratories at Automatic Telephone and Electric Co.

The Marconi Company has appointed **D. G. Smee, M.B.E., Assoc. I.E.E.**, as commercial director. Mr. Smee has been with the Company since 1933, with the exception of the war years, and has been assistant general manager since 1963. He was formerly the manager of the Company's Broadcasting Division. He joined the Company at the age of 26, working at the Research Laboratories until the outbreak of war, when he joined the Royal Signals. He



D. G. Smee

later transferred to R.E.M.E. in which he attained the rank of major. Mr. Smee succeeds F. Wheeler, who has been with the Group since 1918 and is approaching retiring age.

D. P. Leggatt, B.Sc., who joined the B.B.C. in 1953 and since 1962 has been engineer-in-charge of television recording, has become head of the film unit of the Planning and Installation Dept. He is succeeded as e.-in-c. television recording by **A. E. Nicholas, A.M.I.E.E.**, who has been with the Corporation since 1947. For the past four years Mr. Nicholas has been engineer-in-charge of film maintenance at the B.B.C. Television Film Studios at Ealing.

P. Goudime, M.A., managing director of Electronic Instruments Ltd., which was acquired by Cambridge Instrument Company in 1960, has been appointed technical director and as such will be responsible for research and development for both companies. Mr. Goudime, who is a past-president of the Scientific Instrument Manufacturers' Association, took an honours degree in natural sciences at Cambridge University. He then worked on the design of aircraft navigational equipment and throughout the war was head of the research department of Simmonds Aerocessories. Immediately after the war he formed Electronic Instruments Ltd. He is also adirector of the Minerva Detector Company which he formed in 1950.

Edward J. Whitmore, A.R.C.S., B.Sc., D.I.C., Ph.D., M.I.E.E., has been appointed manager of the newly formed Light Conversion Devices Division of the English Electric Valve Company. Dr. Whitmore was engaged in research into electron diffraction and crystallography at Imperial College from 1939 until 1941 when he joined Ferranti Ltd., Manchester, and worked on microwave engineering. He was chief engineer with Ferranti Ltd., Grantown, Scotland, from 1947-55. He then joined the Canadian Marconi Company in Montreal as engineering manager. In 1960, he joined the Microwave Division of Sylvania Electronic Products Inc., U.S.A. Shortly after, he was made manager of their Williamsport operation, a position he held until his present appointment.

A. S. Figgis has been appointed chief development engineer of Rank Pullin Controls, part of the Rank Organization. Mr. Figgis, who is 38, joined the company more than ten years ago as a development engineer.



A. S. Figgis

M. Leeuwijn, author of the article describing slow-motion television techniques in this issue, joined the Philips organization in Eindhoven in 1925 at the age of 19. In 1957 he was appointed technical-commercial director of the radiogramophone and television group in Eindhoven. Since 1963 he has been in Japan.

NEWS FROM INDUSTRY

Three Technical Colleges Fitted With Marconi Marine Gear

EQUIPMENT which will assist training students to become marine radio officers is to be installed in specially designed classrooms—closely resembling, in appearance, a vessel's radio room—at the South Shields Marine and Technical College, the Dublin College of Technology, and at the Lowestoft College of Further Education.

At the South Shields Marine and Technical College, where there is already quite a lot of Marconi Marine equipment, an "Editor" automatic transmission system is to be fitted. This high-speed, high-frequency transmission apparatus has automatic error correcting facilities and, for the past two years, has been used by Shell International Marine to communicate ship's performance data from selected vessels to their central office. The South Shields installation will be suitable for simultaneous two-way working. A close-circuit television installation of the type used to assist vessels in docking and general manoeuvring in restricted waters is also to be fitted. A Marconi Marine "Crusader" and "Pennant" s.s.b. transmitter and receiver, an "Argonaut" v.h.f. transceiver, a "Forecaster" receiver and an 18-in weather facsimile recorder complete the South Shields installation.

A wide range of communications equipment, radio navigational aids and radar is to be installed at the Dublin College of Technology. This includes two "Oceanspan VII" transmitters and two "Atalania" receivers, two "Lodestar" echosounders and two "Argus 12" stabilized screen radar installations.

At Lowestoft communications equipment and radio navigational aids, similar to that ordered by Dublin, are to be installed.

Myriad, the microelectronic computer developed originally by the Marconi Company, is to be used by the Central Electricity Generating Board in its experiments on automatic control of power generation and distribution. Together with analogue and digital input and output devices the order, placed with English Electric-Leo-Marconi Computers (E.E.L.M.), is worth £130,000 and follows a £1M order last year for four KDF7 real-time computers. The order represents the first sale of a Myriad for civil use, the computer previously being extensively used in radar defence systems. The Myriad, which has been described as a third-generation computer, can perform simple arithmetic in 2.5µs. Myriad and its associated equip-

ment will be used to study the transfer of information between a computer system and a human plant operator and also to investigate the value of predictive optimal control systems based on the use of a digital computer for continuous plant control. In addition it will be used with a supply system simulator to study plant loading techniques.

£1M Simulator ready for the Royal Navy.—The Solartron Electronic Group, of Farnborough, have completed a £500,000 contract for a digital simulator, which is soon to be installed in *H.M.S. Dryad*. It is to be used for training in blind pilotage navigation, day-to-day fleetwork, and manoeuvres—as well as tactical training of Command teams, etc. A high-speed special purpose digital computer with an addition time of one microsecond and a cycle time of two is employed in this simulator, the correct title of which is Surface Tactical and Blind Pilotage Trainer. The computer and associated central equipment—such as echo generators, resolvers, symbol generators, output circuitry, etc.—is housed in 20 nine-foot racks. The master and assistant control desks in S.T.B.P.T. contain normal surface radar display equipment—which can show the radar picture from any one of six radar carrying ships—a tactical display monitor, range and bearing indicators, repeater instruments, and various other controls. Each of the six radar-carrying ships provided by this simulator contains its own coast-line generators. Eighteen mobile targets which can be ships, aircraft, helicopters or submarines (all are steerable with speeds of up to 1,000 knots) are provided along with six fixed targets which can represent buoys or other sea marks.

American Radio and TV Figures.—According to production figures issued by the marketing services department of the Electronic Industries Association, the number of colour television receivers built in the United States in the first six months of this year totalled 1,083,093. This represents an increase of 80.7% on the comparable 1964 figure of 599,345. However, the production figures for black-and-white receivers for the same periods were quite different inasmuch as there was no significant change at 3,962,000 units in 1965—a rise of only 1.6%. Total radio production for the first six months of this year at 11.5 million units was 29.5% up on the first half of 1964. This figure includes car radios which in both years represents approximately half the total, and f.m. radios. A rise of 72.4% was noted in the production of f.m. receivers; this year's total being 1,410,418.

The Instrument Enquiry Service of the British Scientific Instrument Research Association (SIRA), formed seven years ago, has been integrated with SIRA's technical advisory and enquiry service to form a more comprehensive service which can provide help for problems which cannot be solved by merely proposing commercially-available apparatus. The service can now act as an information centre on technical matters through a wide range of fields such as thin-film technology, microelectronics, data processing, electron microscopy, etc. Known as SIRAID the service is described as the SIRA automation and instrumentation information and data service. The address is SIRAID, South Hill, Chislehurst, Kent. (Tel.: IMPerial 0055.)

Valve and Semiconductor Exports Increase.—During the second quarter of this year, exports of electronic valves, tubes and semiconductor devices reached a total of £3,346,925, according to figures issued by VASCA and B.V.A. This figure, which is based upon Customs and Excise returns, shows an increase of 10.3% over the first quarter of this year. Of the semiconductor devices, the biggest portion of the exports was in germanium transistors, which totalled £214,927 in the first quarter and £263,671 in the second quarter of 1965. Television picture tube exports were £451,211 in the first quarter and £677,447 in the second. The combined valve and tube exports in the first three months amounted to £2,403,761 and £2,666,706 in the second quarter.

Sprague Electric Company, of North Adams, Mass., have formed a wholly-owned British subsidiary. Called Sprague Electric (U.K.) Ltd., it will market all the parent's products—which include semiconductors and microcircuits—from Coldharbour Lane House, 126 Coldharbour Lane, Hayes, Middx. (Tel.: HAYes 8833.) Sprague products were previously sold through the Telegraph Condenser Company.

Granger Associates Ltd., who have so far imported equipment from their American parents, are moving from Weybridge, Surrey, to new premises at Russell House, Molesey Road, Walton-on-Thames, Surrey, where they will be manufacturing equipment. Initially they will produce h.f. communications aerials, but eventually will make a range of equipment including ionosphere sounders and balun transformers.

Marconi Television Transmitters for Portugal.—As part of an expansion programme, Radio Televisai Portuguesa is to open two new television stations later

this year, one at Muro in the north and one at Mendro in the south. Marconi Band III transmitters will be used at both locations, a 5-kW vision and 1-kW sound in the north and a 10-kW vision and a 2-kW sound in the south. When both of these stations are commissioned R.T.P. will cover 95% of the country and reach 97.8% of the population.

Speytec Ltd. is the name of a new company formed by a group of engineers offering a design service to industry. Once a problem is posed, the company states, "the procedure is usually to prepare an initial brief proposal which outlines a practical *modus operandi*. This will indicate the extent of design and development work and prototype equipment involved, together with estimates of cost and timescales, etc." The design offices and laboratories are at 34 Broadway, London, S.W.1. (Tel.: SULLivan 3946.)

Plessey-T.C.C.—Following the acquisition of the Telegraph Condenser Company, Plessey's have decided to move their solid tantalum capacitor production lines from Towcester to T.C.C.'s premises at Bathgate, Scotland. T.C.C. ranges of solid tantalums will continue to be produced at Bathgate along with the Plessey ranges which, incidentally, will continue to be marketed at Towcester.

An ultrasonic system for locating leaks in underground pressurized communications cables has been introduced by the Delcon Division of Hewlett-Packard, Palo Alto, California. Actual locating is effected by placing a microphone (which can detect the ultrasonic energy released by dry air or nitrogen under pressures of 5 to 10 p.s.i.) next to the leak. Aluminium rods, that can be interconnected to give a working distance of up to 300 ft, are used for siting the microphone.

Machronics Incorporated, manufacturers of video tape recorders of Palo Alto, California, are in future to be known as the MVR Corporation.

Kollsman Instrument Ltd., of The Airport, Southampton, Hants., have received orders for height and airspeed transducers from the Plessey Company and from Royston Industries. These transducers will be used in aircraft accident data and maintenance recording systems.

Japanese closed-circuit television equipment made by Ikegami and imported by Hornton's Electronics Ltd., of Lombard House, Great Charles Street, Birmingham 3, now includes a low-cost video recorder.

Wesgrave Electronics Ltd., who make video tape recorders and automatic television cameras, have moved from New Street, Worcester, to 1 Maddox Street, London, W.1. (Tel.: REGent 4114.)

U.K. Solenoid Ltd., of Hungerford, Berks., who manufacture rotary switches and contactors, have opened a London office at 19 Old Queen Street, S.W.1. (Tel.: WHItehall 5894, Telex 263954.)

Thorn-Parsons.—The sales office of the Thorn-Parsons Company has moved from Wellington Crescent, New Malden, Surrey, to 146 Great Cambridge Road, Enfield, Middx. (Tel.: ENField 5353.)



After being high-voltage tested at Standard Telephones and Cables factory at Paignton, Devon, this 150 kW triode valve is to be exported to Sweden. It will be used in a high-power broadcasting transmitter.

Plessey.—Administrative headquarters of the new Electronics Group of the Plessey Company have been established at Surrey House, Temple Place, Strand, London, W.C.2. (Tel.: TEMple Bar 7722.)

G.E. Electronics (London) Ltd., of Eardley House, 182/4 Campden Hill Road, Kensington, London, W.8, have been appointed sole agents in the United Kingdom for the following American semiconductor device manufacturers: Crystalonics Incorporated; Solid State Products Incorporated; and Unitrode Corporation.

SGS-Fairchild's second United Kingdom factory is to be built on Middlefield Farm, Grangemouth Road, Falkirk, Scotland. The site covers 1½ acres and the new factory is scheduled to be in full production during 1967. A temporary factory of some 5,000 sq ft is now under construction and will be productive in the early part of October this year.

Green and Davis Ltd., of 104 Hornsey Road, London, N.7, manufacturers and distributors of communications equipment, have changed their name to Green Electronic and Communication Equipment Ltd.

Reslosound Ltd., of 24 Upper Brook Street, London, W.1, announce that all future sales enquiries, orders and general correspondence will be dealt with from their factory at Spring Gardens, London Road, Romford, Essex. (Tel.: ROMford 49087.)

General Dynamics Corporation, of New York, have opened a European information office in Paris. The address is 215 Boulevard Saint-Germain, Paris 7e.

The Hysol Corporation, of New York, have opened offices in Corney Road, Chiswick, London, W.4, and will operate under the name Hysol International. Their complete range of materials for impregnating and encapsulating components is offered.

Burndep Electronics Ltd., of Erith, Kent, are to supply the Royal Australian Air Force with 500 of their search and rescue beacon equipment Sarbe. These beacons, which are worn in the pocket of an airman's lifejacket or packed in survival kits attached to ejection seats, operate on the international distress frequency of 243 Mc/s and have an operational range of approximately 200 miles—to an aircraft flying at 30,000 ft.

W. Mackie & Co. Ltd., who manufacture power supply equipment, have moved from Lambeth Road, London, S.E.1, to a new factory in Willow Lane, Mitcham, Surrey. (Tel.: MITcham 0951.)

The Bissesst-Berman Corporation, of California, and the Plessey Company, of Ilford, Essex, have signed a reciprocal marketing and manufacturing licensing agreement covering oceanographic and meteorological apparatus.

Standard Telephones and Cables Consumer Products Division have received orders for nearly £300,000 worth of television chassis from Norway and Sweden since last autumn.

Honeywell Controls Ltd., of Brentford, Middx., have received a contract, valued at £50,000, for the main instrumentation for a new ammonia synthesis plant in East Germany.

Wayne Kerr have received orders worth more than £40,000 from the Chinese Peoples Republic for electronic instruments, consisting mainly of precision a.c. bridges, electrometers and servo performance analysers. For several years now, Wayne Kerr have exported nearly 50% of their products. About half of their exports go to the U.S.

Decca electronic equipment has been chosen for the Royal Air Force's C.130 transport aircraft. The ordered equipment includes Decca Navigators, Decca Dopplers, Decca lat/long computers and Decca Roller Maps.

LETTERS TO THE EDITOR

The Editor does not necessarily endorse opinions expressed by his correspondents

Systems Engineers

I CONSIDER I should be failing in my duty as a professional engineer were I to let pass, without comment, your Editorial on systems engineers in the September issue. As in any business, profession or vocation there are always good, bad and indifferent members practising their skills and arts with varying degrees of success. To class systems engineers *in toto* as "virtually amateurs" is, in my experience, almost without parallel in the annals of technical journalism.

Has it ever occurred to you, Sir, that there are, broadly speaking, two classes of engineers. The first is the competent engineer who, when presented with a definite problem, can doubtless derive a correct solution. There is also the engineer who has the wit to see that a problem exists to be defined, sets about defining it and finally derives an acceptable solution. I would suggest that it is this latter citizen who contributes the really material advances to our science/art and I would further suggest that it is mainly this type of engineer who is of any value as a systems engineer. It is my opinion that the greatest single failing of professional electronics/radio engineers is that they persist in thinking that their little bits of fancy circuitry are the ends in themselves whereas in fact they can, almost by definition, be *only* the means to the end.

The systems engineer is concerned primarily with the end result and since the whole is only as good as its component parts he must have a surprisingly wide and detailed knowledge, not only of what can or cannot be done today but what is likely to be done or not done tomorrow. The systems engineer unlike most development and research workers is responsible to his management for not only the technical excellence of his system but also for the justification of capital investment involved and all that that implies, to say nothing of contractual decisions between customer and contractor which, like the poor, are always with us.

In conclusion permit me to add that I do not regret the 18 years or so I spent on research and development with its comparatively narrow field of vision since it enables me as a communications and control systems engineer to understand the equipment designers problems and at the same time dispense the odd pinch of salt as and where it is required.

Bishop's Stortford.

W. T. BROWN

Warning

I THINK your readers ought to be made aware of the fact that there are devices on the market called a.c. adaptors, made in Japan, which are potential hazards to life. When used as a substitute for a 9V battery it would be possible for a transistor radio's exposed metal parts such as knobs or speaker grille to be connected direct to the live side of the mains.

The adaptor contains a bridge rectifier in series with a 0.2 μ F capacitor placed directly across the mains supply. The d.c. output is taken from the bridge rectifier with a 50 μ F smoothing capacitor across the output connections. This means that one side of the output connection is

joined to one side of the mains through a low voltage rectifier. There is no coding on the mains lead, which is 2-core and could be connected so that the live side of the mains appears on the output circuit.

These devices are on sale in shops at about £1 each and have been advertised in your columns.

D. A. LEVELL,
High Barnet, Herts.

Levell Electronics Ltd.

Semiconductors

IN the ordinary meaning of words this is surely a misnomer, among many in electronics. For even if at one end conduction were uniform and at the other insulation were infinite, by no stretch of the imagination, does a piece of slightly impure germanium lie at the half-way point.

Why not mini-conductors? I give notice that in my small corner I shall, in future, call them mini-conductors. Who knows, one day they may be so known in the States, thus reversing a long term trend.

London, N.10.

C. A. HARRIS

OCTOBER CONFERENCES AND EXHIBITIONS

Further details are obtainable from the addresses in parentheses

LONDON

- 4-13 Olympia
Business Efficiency Exhibition
- 5-6 St. Ermin's Hotel
Ultrasonics for Industry—Conference & Exhibition
(Ultrasonics, Dorset House, Stamford St., S.E.1.)
- 27-30. Seymour Hall
R.S.G.B. Radio Communications Show
(P. A. Thorogood, 35 Gibbs Green, Edgware, Middx.)

OVERSEAS

- 4-6 Toronto
Canadian Electronics Conference
(I.E.E.E., 1819 Yonge St., Toronto 7, Ontario)
- 7-12 Genoa
Communication Congress
(I.C.C. Secretariat, c/o Civico Instituto Colombiana, Palazzo Tursi, Genoa)
- 9-17 Mexico City
Congress of Electrical, Electronics & Mechanical Engineering
(Ing. J. Espinoza, Colegio de Ingenieros, Culiacan No. 115, Mexico City)
- 11-15 New York
Audio Convention & Exhibition
(Audio Engineering Society, Box 383, Madison Sq. Stn., New York, N.Y.10010)
- 13-19 Düsseldorf
Interkama—Measuring Instruments & Automation
(NOWEA, 4 Düsseldorf 10, Postfach 10203)
- 14-23 Milan
Excot—Exhibition & Congress of Telecommunications
(Comité International de Télévision, Casella Postale 33, Novara, Italy)
- 20-22 Washington
Electron Devices
(I.E.E.E., 345 E.47th St., New York, N.Y.10017)
- 25-27 Chicago
National Electronics Conferences
(N.E.C., 228 La Salle St., Chicago, Ill.)
- 27-29 Baltimore
Aerospace & Navigational Electronics
(B. W. Moss, Martin Co., Box 988, Baltimore, Md.)

DYNAMIC ANALYSIS OF ACOUSTIC NOISE

IN a number of situations normal methods of noise measurement using frequency and spatial analysis techniques are inadequate for the location of some noise sources. One such situation would be the location of noise sources in automatic machinery. A method which permits the instantaneous recording of dynamic noise levels in a document handling machine is described by R. H. Peterson and R. L. Hoffman in a short communication published in the *I.B.M. Journal* of May 1965. The system uses an oscilloscope to display the instantaneous output of a microphone, which is recorded on film. A computer is used to calculate the r.m.s. sound pressure level during any desired time interval and a detailed plot of dynamic noise level *versus* time or document position can be obtained.

A microphone is suitably positioned to equalize air-path time delays and attenuations for sources of noise at the parts of the document path to be considered. The output is displayed on one beam of a double-beam oscilloscope which is triggered when a document leading-edge passes a photocell, so that the noise output of a complete cycle of document handling (e.g. stacking) is displayed on one trace. The second beam is delayed and displays the microphone output for an increment of the cycle, and by suitable choice of delays a series of end-to-end pictures of instantaneous noise level are presented. Photographs are also taken of the document at the start of each increment—a flash is initiated from a stroboscopic light source triggered by the delayed timebase in order to correlate document position with the oscilloscope pictures.

Results of various experiments using the apparatus for analysis of document stacking indicate that (a) discontinuous direction changes in the document path should be minimized and their rate reduced by spreading in time (b) the rate of energy transfer to and from the document should be minimized by control of acceleration and deceleration, and (c) effective guides should be used to achieve maximum control of document surfaces.

“REVERSE FUEL CELL” GENERATES OXYGEN

AN experimental device which recovers oxygen from the waste products exhaled in breathing—water vapour and carbon dioxide—has been developed by Westinghouse Research Laboratories in the U.S.A. An important possible application would be to manufacture oxygen for astronauts and other living organisms on long space missions for which large quantities of stored oxygen could not be conveniently carried. The device is basically a fuel cell working in reverse. Electric power and combustion products (water vapour and CO₂) are fed into it, and oxygen is generated (instead of being consumed as in the normal fuel cell).

Individual cells are constructed as small hollow cylinders of ceramic material fitted together to form pipes. CO₂ and H₂O flow through these pipes, and the inside and outside surfaces are metal plated to form the cathode and anode, respectively, to which the electric power is supplied. The oxygen is collected from the outside surface—the anode. Several such pipes are combined to form a battery.

The ceramic material of the pipes, composed principally of zirconium oxide, is, in fact, a solid electrolyte. It is heated to a temperature of about 1,000°C and in this red-hot con-

dition the material acts as a sieve through which oxygen ions migrate easily but no other gases present can penetrate. At 1,000°C the CO₂ and H₂O flowing through the pipes decompose, releasing oxygen ions at the cathode. These ions move through the solid electrolyte to the anode, where they lose their excess electrons and become neutral atoms of oxygen, suitable for breathing. By-products of the process are hydrogen gas and solid carbon.

Westinghouse say that a complete oxygen generating system capable of supplying the needs of four men would weigh 60 to 75 lb, occupy a space of about 3 cu. ft. and consume about 900 to 1100 watts of electric power.

TUNABLE OPTICAL PARAMETRIC OSCILLATOR

A COHERENT light source tunable over a relatively wide frequency range has been developed at Bell Telephone Labs. The source is a parametric oscillator using a non-linear lithium metaniobate crystal, about 0.5 cm square, and grown by Bell workers. By varying the temperature of the crystal, the output wavelength has been varied between nearly 9,700 Å and 11,500 Å.

The pump source is the second harmonic of a pulsed calcium tungstate/neodymium-doped laser (5,290 Å). A resonant cavity is formed with dielectric films at the crystal ends. The gain of the light beam at the desired frequency and idler frequency (the difference between the pump and the desired frequency) exceeds the cavity losses and light at these frequencies is generated from noise present in the cavity.

The frequencies of the idler and desired signals are determined by the refractive index of the crystal, which is dependent on the temperature. The output beams are highly collimated and have a peak pulse power of 15 W, resulting from an input pulse power of 6.7 kW. A 12°C change in temperature gave a change in wavelength of 700 Å.

More detailed information is contained in *Physical Review Letters* of June 14th, 1965.



Testing uniformity of wall thickness of wideband high power waveguide windows (E.M.I.). The cone-shaped windows are made from a ceramic (alumina) and in order to ensure reliable metal-ceramic seals, the thermal expansion of the metal and ceramic must be closely matched to avoid residual strains.

GERMAN RADIO EXHIBITION

HIGHLIGHTS FROM THE STUTTGART RADIO & TELEVISION SHOW

ALTHOUGH the Hanover Fair in April is traditionally the occasion for the announcement of German manufacturers' new season's models, the biennial *Grosse Deutsche Ausstellung* gives a wider public the opportunity of seeing and hearing the new sets at first hand. This year the omission of the adjective *Grosse* from the title does not imply any diminution in size; merely the acceptance of the obvious. In every way the Show at the Killesberg Park, above Stuttgart, equalled in size and quality the standard established by its predecessors in Berlin, Frankfurt and Düsseldorf. The choice of this year's venue was influenced by the feeling that sales in the south of Germany had not shown the buoyancy of those in the northern provinces.


Sound broadcasting

The Bavarian broadcasting organization happens also to be the only one which is not yet transmitting stereo f.m. programmes. Some say this is because of traditional



Silicon planar transistors in a three-gang inductively tuned circuit are used in the v.h.f. input circuits of the Graetz "Silvretta" stereo receiver.

Grundig service stereo coder, Type SC1.



Large-screen (Eidophor) television was used to enable Dr. Erhard, the Federal Chancellor, to be seen opening the German Radio Show.

Bavarian independence, but more probably the reason is that the mountainous terrain means that more relay links have to be converted. But a service is promised by next spring and the whole of Germany will by then be enjoying an average of 10 to 15 hours per week of stereo from each of the *Land* networks. At present the average is some six hours of stereo a week, although some stations are giving 15 hours per week. *Süddeutsche Rundfunk* has already developed a stereo outside broadcast van which was shown to the public for the first time at Killesberg.

At the last German Show in 1963 in Berlin the idea of stereo broadcasting was being pushed hard by German receiver manufacturers with the collaboration of one station—*Sender Freies Berlin*. The other broadcasters, who at that time were sitting on the fence, have now all capitulated (if that is the right word) and stereo broadcasting is now established as essential not only for the enjoyment of good music but also (and perhaps more important from the point of view of sales) as a status symbol.

Every German set manufacturer now markets a fully developed range of stereo receivers, either with built-in speakers or separate small high-quality loudspeaker units of the type pioneered in the U.K. The Graetz "Silvretta" is typical of the former group and is also notable for the use of silicon planar transistors in the v.h.f. tuner which uses three-gang inductive tuning.

Stereo signal generators for servicemen are beginning to make their appearance and a good example is the Grundig SC1 with push-button selection of function.

The cult of "hi-fi," which for some unaccountable reason was slow in gaining ground in Germany, is now well established and the "*technische Look*," as *Telefunken* have described it, is characteristic of many firms' new programmes. In this they are following the trend set many years ago and still foremost by Braun who this

year have an even wider range of sound reproducing equipment of the highest quality. The international journalists at the Braun preview were for once in truth "amazed" when told that the price of the Braun "Studio 1000" *Musikanlage*—an assemblage of the cream of the firm's radio, gramophone, tape and sound amplifying and reproducing units was to be had for a consideration of £1,500 (one thousand five hundred pounds). The Braun stand was also visually attractive, for their backroom boys had devised a colour projection system controlled directly by sound waves. A flat transparent diaphragm covered by a thin oil film is viewed by a Schlieren optical system which diffracts the light through a series of colour filters, depending on the thickness and/or deflection of the oil film. The Chladni figures which chase each other across the surface during the playing of music are pretty to watch. (Penny plain and twopence coloured?)

An important amalgamation in the hi-fi field is that of SABA and Klein & Hummel. In future the products of these firms are to be marketed under the title "SABA-Telewatt."

Stereo is not for everyone's pocket, nor is it absolutely necessary for car radio, which reminds us that Grundig has at last entered the car radio market with two models.

Nor have small pocket portables been allowed to stagnate. Philips have made a notable contribution with their "Mariette" (v.h.f./f.m. only, with mechanical selection of any three settings in addition to continuous tuning) and particularly its neat radiogram counterpart, the "Musette de Luxe."

Television

Further use of transistors (for cooler chassis and longer life), and some slightly larger (65cm) tubes are the only general trends, though one or two detailed tuner designs are interesting. Integrated u.h.f./v.h.f. tuners seem now to be the order of the day.

Blaupunkt, Nordmende and Loewe-Opta all have transistor video stages and in the Blaupunkt chassis the video output stage is mounted on the picture tube socket.

The Graetz "Landgraf" G921 and the Telefunken FE2065T are examples of the use of 65-cm (25½-in) tubes.


In the Grundig "Monomat" single-knob tuner, capacitance diodes with voltage control are used for the v.h.f. bands. The bias voltage is derived from a specially shaped potentiometer element, the position of the pick-up contact being determined by a somewhat complex mechanical selector.

The aerial manufacturers again staged a "street of antennas" in the exhibition grounds. Siemens made a special point of their latest distribution system for large communal installations and particular interest was also shown in the logarithmic aerial Dezi-Durant 54 shown by Kathrein. This covers 470-790 Mc/s with a gain of 12 dB and a front-to-back ratio of 26 dB.

Loewe-Opta were showing a portable aerial-measuring instrument (Type 60 305) working from batteries and giving a picture check as well as a reading of field strength.

Magnetic tape

Chief talking point in this sector was undoubtedly the spate of miniature cassette tape players and the growing library of recordings in this medium. The start of this trend was the introduction by Philips at the 1963 Berlin Show of the Type 330 pocket recorder with double cassette and non-standard narrow tape. This was fol-



Philips Type 3305 "Compact-Cassette" tape player for car use.

lowed in 1964 by the "Sabamobil" tape player for cars and an agreement with the Ariola recording organization to supply tapes from their repertoire. Now Philips have developed a separate player (only) Type 3305, and can supply music titles from the Philips, Deutsche Grammophon or Metronome groups and their associated labels. Although this system "Compact-Cassetten" or "C.C." has been in existence barely five months, already more than 100,000 tapes have been sold. Clearly this is going to constitute a challenge to disc, though as will be seen later the newcomers have a somewhat serious handicap.


Other firms including Graetz, Loewe-Opta and Schaub Lorenz have entered into agreement with Philips for the supply of tapes though they will probably be developing their own players.

Finally, Grundig have jumped in with the C100 player/recorder and a player only (AC50) for use with their car radio. Both these use cassettes according to a third standard known as "System D.C. (Double Cassette)-International." This is sponsored by a consortium of Blaupunkt, Grundig and Telefunken and for recordings will draw on the repertoire of Telefunken, Decca and RCA Victor.

The Grundig player is notable for the use of a "brushless" d.c. motor. This is similar to the one used in their TK6L battery model and consists of an outer rotating cylindrical permanent magnet surrounding an internal stator of form similar to a conventional d.c. armature. Current to the three 120° windings is switched in succession by transistors. These are opened in turn by the influence of a ferrite segment on the rotor which passes h.f. current by induction from a 100 kc/s oscillator to stationary 120° coils each connected to successive switching transistor bases. Overspeed control is also contactless in the C100 and uses the back e.m.f. during currentless periods in the stator coils to change the impedance of a bridge circuit which is shunted across a damping circuit in the h.f. commutating section. Thus the only mechanical switch remaining in the earlier design has now been eliminated.

It seems a pity that with so much technical ingenuity in all these systems that agreement on a common standard could not be reached; so that tapes from all sources could be played on any make of machine—like disc records.

No restriction on sources of material is imposed in the "Music Center" shown by Schaub Lorenz for the first time, except those of the laws of copyright. This




Kathrein Dezi-Durant 54 logarithmic aerial.



Saba-Telewatt hi-fi stereo amplifier VS-60.




Philips "Musette de Luxe" portable radio-gram. The v.h.f./f.m. tuner provides three pre-set stations as well as continuous tuning.





Left.—General view of Grundig "Monomat" integrated tuner.

Right.—Transistor video output stage mounted on the c.r.t. socket (Blaupunkt).




Grundig C100 cassette tape recorder.




Loewe-Opta aerial measuring instrument (Type 60 305).

Below.—"Brushless" d.c. motor and switching transistor panel as used in the Grundig cassette tape recorder



Left.—A 10 cm wide magnetic band carries 126 tracks, each of 22 mins duration, in the Schaub Lorenz "Music Center".






Band brakes are used in the SL100 Schaub Lorenz tape recorder.



The "alpha" form of tape transport, has been adopted in the Grundig video tape recorder



Philips video recorder console.



SABA studio tape recorder, 600 SH.



Optacord 600 television recorder.

equipment, available in table or console form, consists of a high-grade "all-wave" receiver and a special magnetic tape recorder with a programme duration of nearly 2 days and 2 nights! A 10-cm wide coated band carries 126 parallel tracks, each with a duration of 22 minutes at a speed of 12 cm/sec. Rewind time is only 25 sec and selection of a new track by the single record/playback head is effected by a dial-operated mechanical linkage. Running time for each track is shown by a thermometer type indicator.

Of more conventional design is the Schaub Lorenz portable recorder which is nevertheless of interest because it employs band brakes on the supply and take-up spools. SABA too have introduced a new hi-fi studio tape recorder with three drive motors and other refinements to fit it for inclusion in the new SABA-Telewatt programme (q.v.).

Three television tape recording machines for domestic use were shown. The Loewe Opta "Optacord" has been demonstrated at previous shows and is now much reduced in size and refined in performance. Definition is excellent (3 Mc/s bandwidth) and demonstrations given throughout the show on the open public stand

indicate that this machine may soon become available. The linear tape speed is only 15 cm/sec, but a contra-rotating scanning head inclined to the horizontal axis of the tape and traversing the circumference of an approximately 5-in diameter loop in the tape gives an effective scanning rate of 20 metres/sec, and one whole picture frame in each diagonally recorded line on the tape. Thus if the tape is stopped on playback the rotating head continues to give a still picture.

Similar machines in development were shown by Philips (now in a console complete with television receiver), and by Grundig. When these machines are available the retail prices will range from £700 to £850.

It is regretted that space does not permit us to do

justice to the many *Sonderschauen* (special shows) which included a fine historical survey by the German Post Office, culminating in some excellent working models of their "Goonhilly" at Raising, near Munich; and, as usual, a first-rate demonstration of amateur long-distance working by the D.A.R.C. And, of course, the all-

important publicity and information centres of the equivalents of B.B.C. and I.T.A., the A.R.D. and Z.D.F. We regret this the more because Dr. Erhard, the Federal Chancellor, not only honoured the industry by opening the Exhibition in person, but he made it his business to visit every hall—a tiring but rewarding experience.

RADIO AND TV IN EAST GERMANY

SOME IMPRESSIONS FROM THE LEIPZIG FAIR

PRODUCTION of radio and television sets in East Germany (Deutsche Demokratische Republik) is centred on a handful of firms (including several in East Berlin), and is co-ordinated by Radio Fernsehen Technik, a State organization. R.F.T. has much greater authority and power than for instance the British Radio Industry Council. For example the Stassfurt factory has just been ordered to take over the whole of the D.D.R. production of television sets.

Its headquarters are in Radeberg and the publicity department is in the Städtisches Kaufhaus, Leipzig, behind which still lie the ruins of the old Gewandhaus with its many historical associations with German music of the past. This building, like many others in the older part of Leipzig, is taken over during the Fair period and converted as an exhibition hall. Two floors with an area of 1,300 m² were occupied by 23 radio firms.

Official statistics put the present annual production of the radio industry in D.D.R. at £M130 with an annual


growth rate of 10 to 15%. Export is vital to the D.D.R. (as to everyone else) and special efforts are made to earn foreign currency. Chassis are well sectionalized with interchangeable units to suit the standards (transmission characteristics and climate) of any country. Thus orders from anywhere can be quickly executed. About 70% of gramophones and 60% of radio production goes for export, either to non-socialist countries or neighbouring Russian satellite states.

Technically the designs follow established and well tried principles without any straining after innovation or novelty for its own sake. About half the TV sets produced have either 53 or 59cm screens. We noted that sound quality was particularly good.

A few West German firms' agents were represented at the Leipzig Fair and also Hitachi of Japan, but the most interesting foreign stand was that of C.F.T. (France) which drew the largest crowds for the first view of SECAM which has now been, or will be, adopted in the




Long-, medium- and short-wave reception is provided by this table receiver: Carino 530.



The "Sibile 108" television receiver which has a 59 cm screen.



R.F.T. television camera FUK/5.



Wideband 28 element u.h.f. television aerial.

Russian dominated countries. The colour rendering bears a strong resemblance to the local colour photographic film ("OR/WO Color") and so should find acceptance.

Prices of black-and-white television receivers in East Germany are surprisingly high—in fact they approach the estimated prices of colour receivers in the west. Typical price tickets (converting at MDN 11.6 to the £)

seen in the Central Store in Leipzig were 43cm "Marion" £140; 53cm "Sibylle" £160; 53cm "Stadion IIZ" £173; 53cm "Kosmos IV" £299. The average good table model radio set costs about £65, a radiogram (which in the U.K. might sell for £60) is priced at £210 and a miniature pocket transistor set "Mikki" costs £65. A tape recorder which might sell for £30 in England was priced at £97.

Among radio receivers and radio gramophones the various cabinet stylings for foreign markets proved the most interesting feature. Portable and pocket transistor receivers are also in production.

A start has been made with stereo experimental transmissions from the East Berlin station, but there is no regular service.

There is an indigenous component industry including valves and semiconductors and also a department for the production of (and we hope may be forgiven for using the term) capital goods, including transmitters, studio equipment and TV cameras.

Although the chances of selling British receivers in East Germany are slim we think that it might be worth while for some firms to set up a stall in this 800-year-old caravanserei if only to catch the eye of visitors from other countries who make the annual visit to Leipzig for either the spring or the autumn Fair where for centuries the merchants of the east and the west have met at the crossing of their ways.

"The National Plan"

THE country's National Economic Development plan covering the next five years, announced on 16th September in the form of a White Paper (Cmd. 2764), reiterates the Feilden Committee's* conclusions: the application of technology depends to a very large extent upon engineers; and many of the weaknesses of British industries and their failure adequately to meet foreign competition can be attributed to a shortage of engineers and to insufficient attention to the importance of engineering design. The White Paper continues: "There is much evidence that the engineering professions generally, and design activity particularly, are failing to attract a sufficient share of the ablest school-leavers and university graduates. One of the important tasks given to the Ministry of Technology is the difficult long-term assignment of co-ordinating activities which will help to raise the status of engineers, improve their training and make their employment in industry more effective. Much of the Ministry's programme in this field involves the implementation of the recommendations of the Feilden Committee in co-operation with other Departments and organizations. . . . The formation of the Engineering Institution's Joint Council marks an important step by the engineering professions themselves to raise their professional standards and standing and to co-ordinate training and conditions of entry to the professions."

"Technological change and the state of technical awareness in user industries are the major determinants of the output of the electronics industry," according to the annexe to the report which was prepared under the guidance of the Electronics Economic Development Committee." ". . . The British share of world trade in electronics has been falling at the same time as the share of imports in the home market has been rising. Competition is strong both from American firms in advanced equipment, particularly in computers, and in simpler products from the Far East. European competition is also increasing."

Although the British electronics industry cannot expect

the same sort of backing the Americans receive from their government, the White Paper states, "It is important that total expenditure by the British Government on electronics, particularly on civil R. and D., should continue at a high level and that the maximum yield in terms of competitiveness should be obtained from it." As regards this field the E.D.C. states that "Adequate support must be given to basic research in the universities . . . and the R. and D. done within the Government should not be tied narrowly to military requirements; it should extend into the civil field and fit in with a common R. and D. policy worked out in collaboration by government and industry."

Specialist Courses

The following educational centres have sent us details of their specialist courses commencing in October and intended for qualified engineers.

Northern Polytechnic, London, N.7.—Beginning on the 1st, 26 evening lectures on The Principles of Modern Network Theory; beginning on the 4th, 25 evening lectures on Colour Television Engineering; beginning on the 6th, 23 evening lectures on Transistor Engineering; beginning on the 21st, 15 evening lectures on Audio Engineering Measurements.

West Ham College of Technology, London, E.15.—Beginning on the 12th and extending over two evening terms, Theory and Practice of Automatic Control.

Wandsworth Technical College, London, S.W.18.—Beginning on the 12th, nine evening lectures on Integrated Electronics.

Bristol College of Science and Technology.—Beginning on the 19th, for three full days, Gaseous Electronics and Plasma Physics.

Twickenham College of Technology.—Beginning on the 1st, 12 evening lectures on Transistor Circuit Design.


* Department of Scientific and Industrial Research Committee on Engineering Design, which reported in 1963.

Paris Radio Show

PORTABLE TRANSISTOR TELEVISION SETS THE MAIN ATTRACTION

THE second *Salon International Radio-Télévision* held in Paris in September was not what might have been expected from the title. It was essentially a French radio show, designed to sell domestic equipment to the French public, who flocked in their thousands to the Parc des Expositions, attracted by the free entertainment provided by the shows in the television and sound studios, the "pop" stars signing autographs, the pool for radio-controlled model boats and all the other fun-of-the-fair. Of the 209 exhibitors, about 170 were companies of the French radio industry, while the remaining 40 were foreign firms with already established commercial representation and retail outlets in the French market (18 German, 9 Italian, 6 American and others). Only one British manufacturer, Pye, was to be seen.

Television sets seemed to attract the greatest amount



Typical 59cm dual-standard set (Ducretet Thomson) with transistor u.h.f. tuner, photocell contrast control, video response adjustment and piano-key station-selection.

of interest. Since the last *Salon* in 1963 the second television network, 625 lines on u.h.f., has become well established (16 transmitters already installed and 10 more by the end of the year) and all receivers are now equipped for dual-standard, 819/625 lines, operation. As in Britain, the transistor u.h.f. tuner is a common feature. Screen sizes are, in the main, 59 cm (23 in) and 65 cm (25 in), and most sets use tubes with steel bands for protection against implosion (*autoprotégé*).

Apart from the usual controls, many French sets have gadgets such as automatic photocell control of contrast to suit room illumination; piano-key switches for station selection; and "image relief" control of video frequency response, allowing adjustment of the strength of contour marking with different types of programme material. Other novelties were pedestal-type adjustable stands with wheels, and ultrasonic remote control of on/off, station selection and sound level.

The multi-standard television receiver for use in frontier areas is, of course, a familiar object at European radio shows and at Paris most of the larger manufacturers had two or three sets in their normal range. Several of the French-made sets will receive the French (14 Mc/s), Belgian (7 Mc/s) and Luxembourg (7 Mc/s) 819-line

transmissions on v.h.f., the French 625-line second programme on u.h.f., the Belgian 625-line transmissions on v.h.f., and the European (7 Mc/s, f.m. sound) 625-line broadcasts on v.h.f. from Germany, Switzerland, Italy and Spain. British 405-line pictures can be received on some sets made by Grammont. Apart from all the complex circuitry and switching needed for multi-standard reception, a fairly elaborate aerial system is usually required as well. The old method of turning a handle to rotate the aerial to receive a required station has now been superseded by the remotely controlled electric drive, comprising a motor mounted half-way up the mast and a control box (providing aerial position indication) in the living-room. Belvu were showing a whole range of these controlled drives at prices from about £30 to £150.

What really caught the eye in the television sphere, however, was the large number of portable transistor television sets on show—mostly 11-inch models. A French firm, Radio-Celard, was the first European maker to produce an all-transistor television receiver—a 19-inch table model. It was shown at the 1963 *Salon* and this year the company had a 23-inch all-transistor table model; but in general there has been little activity in this field, perhaps because transistors do not yet offer any advantage in price over valves. For portables, however, the transistor obviously allows a worth-while reduction in size and power consumption, and it seems clear that the French manufacturers have concentrated on the possibilities of this sector of the market. Some of the sets on view were Japanese, and it was rumoured that a few of those with Continental brand names were of Japanese manufacture also. The smallest of the television portables was a Sony 5½-in model, weighing about 9lb (see photo), which has only recently been introduced into Europe. Like the larger portables, it will operate from a 12-V battery or



Sony transistor portable showing telescopic v.h.f. aerial and u.h.f. adaptor (right) with its plug-in foldable aerial.



In the swim. The Voxson "Zephyr" transistor set floating in a swimming bath. A sealed plastics case encloses the receiver unit.

220V a.c. mains, but has a detachable u.h.f. tuner with a plug-in aerial for the French second programme. On the back of the set is a row of four push buttons for standards selection, allowing a choice of French or Belgian 819-line or 625-line systems or the European 625-line system.

Colour television was noticeably absent—no demonstrations, no SECAM receivers.

In October the O.R.T.F. experimental stereophonic sound broadcasts in France will be replaced by a regular

service of eight stereo programmes a week on the *France-Musique* f.m. network. Transmissions will continue to use the pilot-tone system and will be receivable in the service areas of the Paris, Gex, Lille, Clermont-Ferrand, Lyons and Marseilles stations. In spite of this, the *Salon* bore evidence of remarkably little response from the set manufacturers. Certainly some of the two-channel radiograms incorporated stereo decoders and, of course, the majority of the *haute fidelité* installations were suitably equipped, but there seemed no sign of more general exploitation. One interesting novelty was a small Sony a.m./f.m. portable transistor set (about 7in×5in×2in), available with a separate stereo adaptor of similar size, containing a decoder and second loudspeaker. Considering the small size of the units and the spacing used to demonstrate them—about 2ft—the sounds produced were quite respectable. Demonstrations put on by the O.R.T.F., using high-quality commercial equipment, gave very agreeable reproduction of the specially arranged stereo music broadcasts, but the effect was not markedly different from that of two spaced loudspeakers working from a single channel.

Three transistor set novelties: remote control (by wire) of station selection and volume on a Telefunken receiver; a Voxson portable set which floats—you throw it in the water when you go for a swim; and a really small pocket superhet receiver (m.w. only) by Standard, measuring 2 in×1½ in×¾ in, with a 2 in×1½ in loudspeaker.

N.B. (Note *Bacchanale*): Some French manufacturers seem to measure the capacity of their loudspeaker enclosures (*enceintes*) in litres—perhaps understandable in a nation so appreciative of wine, women and fast cars.

Video amplifier with thermal feedback

THE usual method of achieving a fall in amplitude response in an audio or video amplifier is to utilize the coupling capacitors. But these components are bulky and their use with microelectronic circuits is inelegant, to say the least. A microelectronic differential amplifier (SNX1303) with a bandwidth of 50 c/s–10 Mc/s has been developed by Texas Instruments Inc., which uses no capacitors and is contained within two standard ¼ in×¼ in flat packs.

The amplifier consists of a thermal feedback stage and a

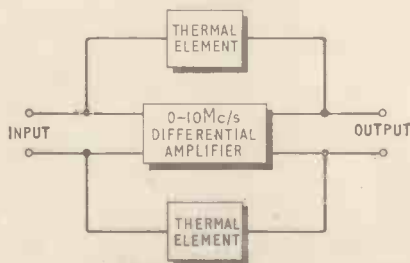


Fig. 1. Thermal feedback loops with low-pass filter response give an overall response of 50 c/s–10 Mc/s.

differential amplifier, both using normal diffused-silicon integrated circuitry. The feedback loop is thermal and will consequently have a low-pass characteristic due to its relatively slow response. The size of the thermal element is chosen to give a 3 dB frequency of 50 c/s and the maximum attenuation is 32 dB.

The heater component is the emitter resistor (R) of an emitter follower which is fed from the output of the d.c. amplifiers (see Fig. 2). The sensing element, on the same silicon substrate, consists of two negative temperature coefficient diodes, one being the base-emitter junction of an emitter follower for convenience (on left of Fig. 2).

The heater resistor operates at 25°C above ambient temperature and the design allows for a temperature swing of ± 25°C.

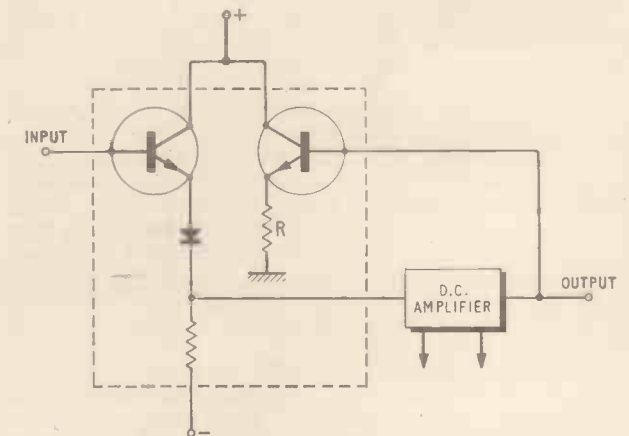


Fig. 2. Basic arrangement of one of the feedback stages, the box enclosing the thermal feedback elements.

Slow-motion Television

By M. LEEUWIN

Japanese television broadcasting technique for slowing or arresting events of special interest. Uses a modified video tape recorder and a special magnetic tape storage unit.

DURING the 1964 Olympic Games in Tokyo excellent televised reports of the games were relayed from Japan to the rest of the world via the Syncom 3 communications satellite. Special professional interest was aroused in Europe by the technique that was used to repeat certain events in slow motion, enabling viewers to see precisely what happened. At certain crucial moments the motion was arrested to make the picture a "still".

This slow-motion effect, combined with the possibility of quick selection at random of any recorded scene, has been achieved by the use of modified video-tape recording equipment. The instrument, specially developed for the 1964 Olympic Games by NHK (the Japan Broadcasting Corp.) in collaboration with the Nippon Electric Company, Shiba Denki and the T.E.A.C. Corp., is based on standard Ampex equipment. It is capable of playing back, 15 seconds after recording, a "slow-

motion" picture, a stationary picture of any selected transient image or a combination of both.

Although the machine gave satisfactory performance during the games, various improvements, mainly in connection with stability of operation and useful life of important parts, have been subsequently made. Slow-motion scenes are now being incorporated in NHK programmes as a regular item.

Operation of system.—In order to understand the operation of this slow-motion system, one must be aware of the following basic requirements:

1. The slow-motion effect has to be obtained from a standard recorded magnetic tape.
2. The speed of rotation of the recording/reading head of the standard V.T.R. has to remain unchanged.
3. The television transmitter and receivers in the field have to accept the slow-motion picture without any modifications.

The technique adopted to meet these requirements is to repeat every picture field five times. For still pictures, each field is repeated an indefinite number of times. A repetition of five times has been chosen for slow-motion operation because tests have shown this to be the most desirable compromise; other repetitions having introduced complications. This cycle of repetition is "built into" the machine and cannot be changed without major mechanical and electrical modifications.

In order to transmit each field five times, a one-field memory unit is used, this being so designed that the field is scanned by the reading heads five times in suc-

The modified main V.T.R. equipment is shown on the left and the separate one-field memory unit on the right.



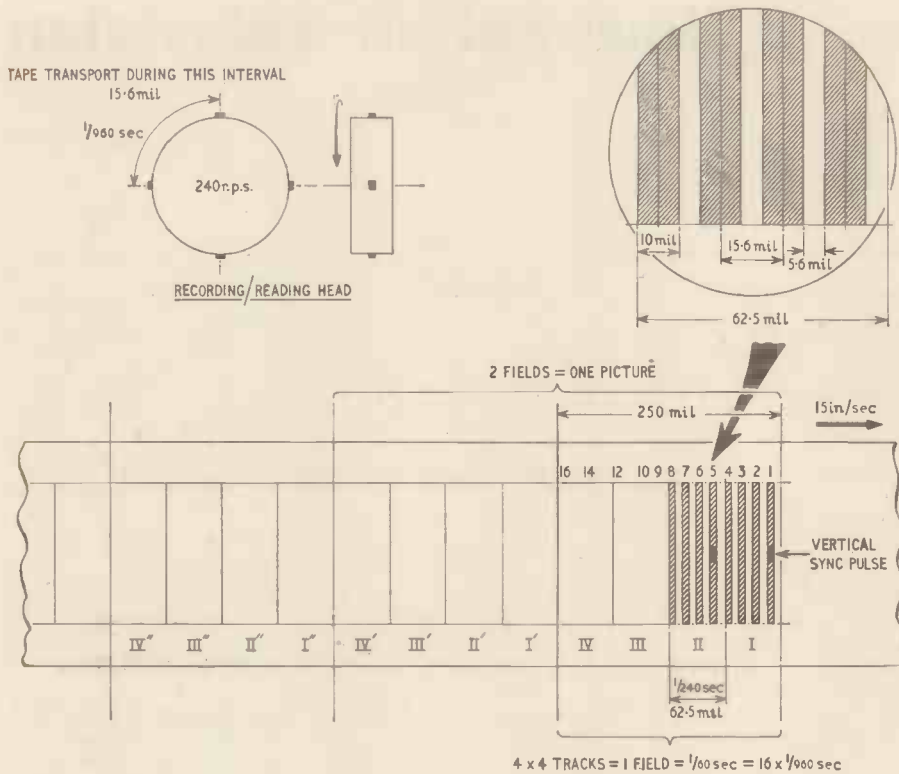


Fig. 1. Recording pattern and head arrangement for standard Ampex video tape recording. Each vertical bar contains the modulation of 16 picture lines, including line and field sync pulses.

cession, a kind of interlacing being restored by a special device. During this interval the reading head of the main V.T.R. unit makes four idle turns. It will be evident that a special method for scanning the standard recording, which for slow-motion operation moves at one fifth of the normal speed, has to be used. This is called intermittent scanning.

Intermittent scanning.—Normal scanning in the standard Ampex unit is performed by four reading heads mounted in the same plane in the revolving drum, which scans the tape transversely. The tape speed is 15 in/sec and

the rotational speed of the drum is 240 revs/sec. Fig. 1 represents the situation at this standard tape speed.

At slow speed the tape travels at one fifth of normal speed, that is 3 in/sec. In order to obtain at this slower speed the normal track scanning rate, the artifice of offset scanning heads has been adopted. This means that the reading heads of the slow-motion V.T.R. machine are not arranged in one plane but in four different planes, the spacing being 12 mil. (1 mil.=0.0001 inch.) Offsetting is necessary because each head has to make in each quarter revolution ($1/960$ sec) a "retrograde" movement with respect to the movement of

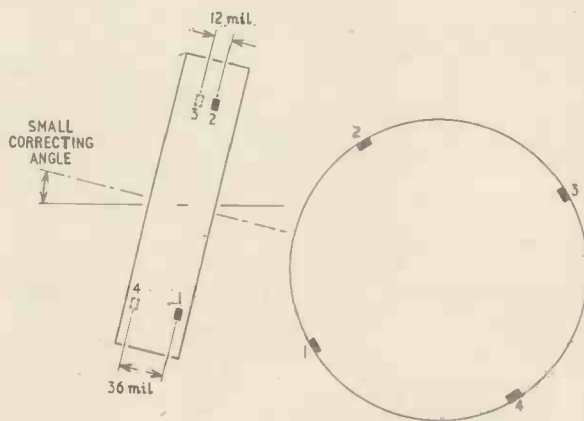


Fig. 2. Offset arrangement of heads on the skewed scanning drum of the modified V.T.R. equipment.

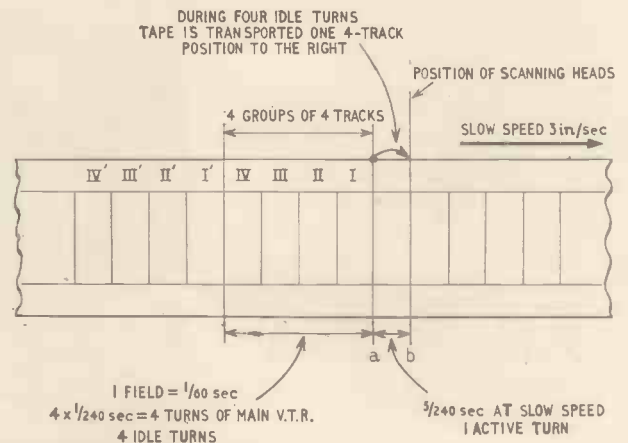


Fig. 3. Showing the action of intermittent scanning with reference to standard tape recording.

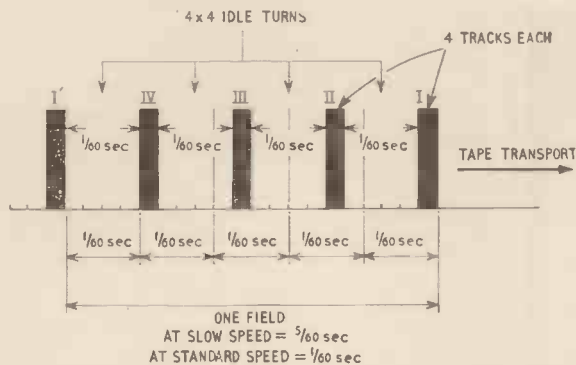


Fig. 4. How the modulation of one field is translated into four bursts of 4 tracks each, as a result of intermittent scanning on the modified Video tape recorder.

the tape of one "interval", a distance of 15.625 mil (see Fig. 2). The movement of the tape at slow speed during each quarter-revolution of the head drum however, is $1/960 \times 3000 \text{ mil} = 3.125 \text{ mil}$. This leaves to be compensated for a distance of $15.625 - 3.125 = 12.5 \text{ mil}$. The slight difference between this required distance and the head spacing of 12 mil is taken up by various compensating factors. In order to compensate for the difference in effective slant between recording and reproduction, the reading head drum is skewed at a small angle.

By the offsetting of the heads, during each revolution of the head drum a group of tracks is scanned at slow tape speed; four active revolutions plus 16 idle revolutions of the drum giving one field.

Idle turns.—By the artifice of the offset heads the effect of a five-fold increase of forward tape speed is achieved. Although the actual tape speed is only 1/5 of normal speed four tracks are scanned in 1/240 sec. The time needed for the next group of four tracks (in the retrograde sense) to move up to the scanning position of head No. 1, from *a* to *b* in Fig. 3, is 5/240 sec., i.e., five turns minus one active turn = four idle turns. This is allowed for by periodic electronic gating of the amplifier.

The "fields" of the standard tape, although recorded and read out at the standard scanning rate, now appear in the V.T.R. read-out signal as bursts of four tracks each, separated by intervals of four times the duration of one burst. The sequence is shown in Fig. 4. The desired retardation factor of 5:1 being obtained, and the tape modulation nevertheless being scanned at the standard rate, the basic requirements listed earlier have been fulfilled. The next step is to store this information in the one-field memory unit. In this unit, as already mentioned, each field is read five times in succession, thereby giving the desired effect of continuous motion at slow speed, or, if so desired, a still picture by an indefinite number of repetitions.

One-field memory.—In this storage device a similar general technique as in the main V.T.R., with standard video tape and rotating heads, is used, but the device is a self-contained separate unit. The tape, however, does not move (except at intervals to compensate for wear), the tracks being at a rather small angle. There are two self-contained recording/reading assemblies in the unit, one at each end of the shaft of a driving motor, and these are used alternately for recording and reading.

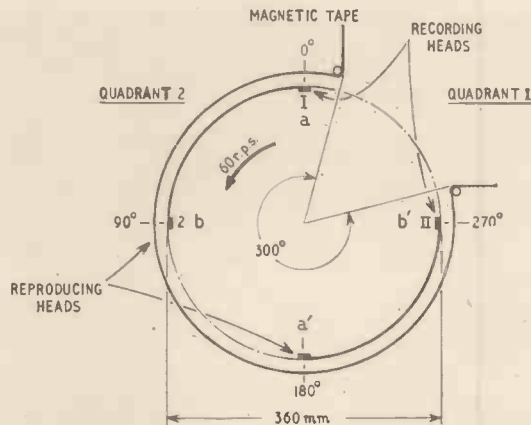


Fig. 5. Arrangement of recording and reading heads and magnetic tape in one drum assembly of the memory unit.

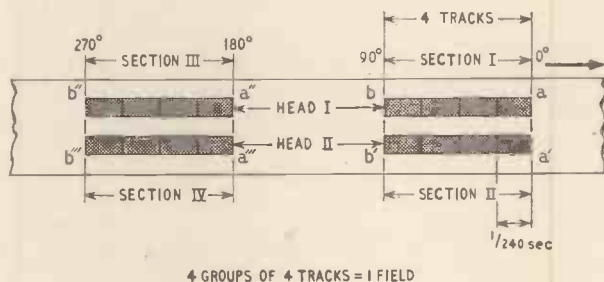


Fig. 6. Magnetic pattern on the semi-stationary tape in the memory unit. The tracks are actually slanted at $2^\circ 54'$ to the edge of the tape.


On the revolving head drum of each assembly two pairs of heads are mounted, one pair for recording, the other for reading, as shown in Fig. 5. From this diagram it can be seen that the first and third quadrants of the drum are inoperative, the tape being fed in in quadrant 1 during intervals.

Not shown in the diagram is the fact that in quadrants 1 and 3 the tape is cleaned of magnetic and other dust particles by the wiping action of a secondary moving tape, which acts as a "broom" in contact with the recording tape. Moreover, in quadrants 1 and 3 some extra lines of video information are recorded for overlapping during reproduction.

Frequency modulation is used, with a carrier frequency of 6.4 Mc/s and a deviation of $\pm 1 \text{ Mc/s}$. This particular carrier frequency has been chosen to make it possible to superimpose successive recordings of a field without erasure. Experimentally it has been found that with this frequency at 1 Mc/s off carrier, the remaining modulation on the tape during superimposition is 35 dB down, which is sufficient. Without knowing this, it is difficult to understand the operation of the memory unit.

The intermittent signals arriving from the slow-motion reading section of the main V.T.R. unit are distributed to the respective recording heads of the memory unit by a switching circuit and amplifier.

For recording, one pair of heads is so positioned and switched that each head covers one trace, there being two traces and four sections altogether. The shaft of the head



Tape transport of the modified video tape recording equipment, showing standard-speed recording section on the left and slow-motion playback section on the right.

assembly rotates at 60 revs/sec, a quarter of the speed of the slow-motion V.T.R. playback heads. The diameter of the revolving drum in contact with the tape is 316 mm, while its circumferential speed is 60 metres/sec. The tape, at an angle to the tracks, covers about 300° of the circumference of the drum. The resulting pattern on the tape is shown in Fig. 6. While the signal of section I, consisting of four tracks (one revolution of reading head drum on slow-motion V.T.R. machine) is fed to the recording head I and recorded, the drum of the memory unit assembly travels through an angular distance of 90° only. This gives the trajectory *a-b*.

After completion of 90° rotation, recording head II of the assembly is in position for section II, and starts recording between *a'* and *b'*. As a result of the positioning and switching of the two recording heads, the next sequences are section III, *a''-b''* and section IV, *a'''-b'''*. Although not represented in Fig. 6, the four idle turns of the head drum on the slow-motion machine take place in the intervals between the trajectories *a-b* and *a'-b'* and so on.



One drum assembly of the one-field memory unit. The two large reels are for supply and take-up of the recording tape, while the two small reels are for the cleaning tape.

When the recording of one field is completed the reading heads 1 and 2 start to play it back five times. During this period, the next field is recorded in the other drum assembly of the memory unit. A continuous scanning of the four sections of the one-field recording is obtained, because the blank interval of 90° is compensated for by the 90° offsetting of the heads.

Recording and reading are repeated alternately for successive fields by each drum assembly during each 5-field cycle, and in this way continuous reproduction of the slow-motion picture is obtained. In order to obtain a stationary picture, the movement of the V.T.R. tape is stopped and the recorded field is repeated indefinitely.

System operation.—The standard recording is made on a normal V.T.R. The recorded tape is then rewound and played back on the slow tape-speed section of the modified machine. After passing through the one-field memory unit the signals are amplified, sent through a switching unit and finally fed into an f.m. demodulator. The demodulated signals have to be compensated for the line sync pulses, in order to obtain a substitute for interlaced scanning. This has to be done because a slow-motion picture consists of one field only, repeated five times, and without this artifice the picture would contain only half the normal number of scanning lines. This compensation is performed in a field setting circuit, in which the line sync pulses are made continuous by a delay-line switching circuit.

Discontinuities occurring between the groups of four tracks, caused by the residual jitter of the system, are corrected by a variable delay line. A standard video signal is obtained after shaping and correction of the field sync pulses. The main characteristics of the system are as follows:

Slow-motion reproducing ratio	5:1
Output signal resolution	400 lines
S/N ratio	41 dB
Life of slow-motion heads ..	More than 100 hours
Life of memory-unit heads ..	More than 200 hours

Acknowledgements.—The author wishes to thank Mr. Tanabe, Mr. Yokogawa, Mr. Yoshikawa and Mr. Matsuoka of NHK for information and for reading the manuscript, and Mr. Hirasawa for discussions and contributions.

R.E.M.E. School of Electronics

TRAINING ARMY RADIO & ELECTRONIC ENGINEERS

THE task of maintaining the electrical and radio equipment in the Army has over the years passed from the Royal Engineers in the 1914-18 War to the Royal Army Ordnance Corps and since 1942 to the Corps of the Royal Electrical and Mechanical Engineers. It would be true to say that since the formation of the Corps the electronic and radio equipment used by the Army has more than trebled in quantity and it is immeasurably more complex.

Although the Corps is also concerned with the Army's mechanical gear, we must confine ourselves to its elec-

trical interests, 90% of which come within the purview of *Wireless World*, in fact the "E" in the Corps title might well stand for "electronics."


R.E.M.E.'s function is to maintain the equipment of the Army in a fit state for war and to minimize the effect of battle. The Corps training is done through two schools; one "mechanical" at Bordon, Hants, and the other, the School of Electronic Engineering at Arborfield, near Reading, Berks. This school, which handles over 1,400 scholars a year, has recently been rehoused and the new buildings were officially opened by the Rt. Hon. Fred Mulley, Minister of Defence for the Army, on September 15th.

The officers and men in R.E.M.E. are not concerned with operating the equipment but its maintenance, and are therefore primarily engineers and technicians. Moreover, because of its major role in the maintenance of the Army's equipment, it is also deeply concerned with policy in the design and development of future equipment—particularly on the score of reliability.

The new School comprises 25 laboratories, 7 laboratory-lecture rooms and 21 classrooms, plus library, cinema, drawing and printing office and admin. offices. Col. L. C. Libby, M.B.E., the commandant, who has been at the School since 1962 and has played a major part in bringing it to its present academic position, is ably backed by a teaching staff of some 100. The average weekly attendance at the School is about 500 and includes officers, N.C.O.s and other ranks. There are about 70 courses in progress at any one time.

There are two main streams of entry to the School—through the Army Apprentice School comprising about 40% of entrants, and by direct entry. Those taking the second route receive their initial military training and a two weeks' course for the Army Certificate of Education before starting on a 29-week basic electronics course.

After a short military training course entrants via both streams take a 24-week equipment course during which they are instructed in the operation and mainten-



Left.—An operational receiver with plug-in components used, together with test equipment shown, for the demonstration of fault-finding techniques.



Right.—Student's bench with a circuit assembly board designed at the School. Each bench is equipped with a b.f.o., power supply unit, and oscilloscope.



A technicians' class receiving instruction with the aid of a demonstration console, on which a wide variety of circuits with plug-in assemblies or components can be used.

ance of several pieces of standard Army equipment. At the end of this course the successful trainee passes out as a Class II technician and he then goes into the field as a L/Cpl. for two or three years' experience. Depending on the equipment course for which he has been selected he will now be a telecoms technician, control equipment technician or radar technician.

His school days are not over however. He is encouraged to take a correspondence course; and if he enrolls with the C.R.E.I., which has the Army's approval, he will have to pay only £1, the rest (about £45) being met by the Army. Incidentally, his progress during the course is notified to the School so that, in fact, the C.R.E.I. course is a continuation of his Corps training. After two or three years in the field he returns to the School for up to 23 weeks for an "upgrading" course during which he will specialize in more advanced equipment in his particular branch—telecommunications; radar and guided weapons; or servos and computing. He then goes into the field again for from two to five years. During this period he will be advised to take another C.R.E.I. correspondence course on the same conditions. He will by then be a sergeant and may return to the School for an eighteen-month artificer's course at H.N.C. level and is the culmination of 5½ years' training at the School. The total cost of training an artificer is said to be about £7,000.

The School is not only concerned with training N.C.O.s and other ranks. It has a number of specialized courses for officers (not necessarily R.E.M.E. officers) including a 42-week Officer's Long Electronic Engineering Course at postgraduate level.

It is impossible to deal adequately within the scope of a short article

with the training given and the influence wielded by the School. Mention must however be made of some of the specially devised training aids used.


To demonstrate basic electronic circuits a console, comprising "breadboard" circuits (with plug-in components), large-scale meters, and a four-beam teaching oscilloscope, is used. Students each have small "breadboard" circuits on which to carry out their own experiments with plug-in components of different values. With this console over sixty different circuits can be taught.

The circuit assembly board illustrated on the previous page comprises a series of sockets wired the plugging in of specially mounted components.

At present, commercially produced fault-finding question sheets are used on which the student records each step in his fault diagnosis. The School is however in the process of developing its own electro-mechanical device. What is described as a systems assembly board has been developed which, with plug-in circuit modules, enables systems to be built up for the instruction of artificers.

Among the outside professional interests fostered by the Commandant and his staff is the Students' Branch of the Radar and Electronics Association introduced at the School and it is noteworthy that two of the students recently received the Association's 1st and 3rd prizes for the best apprentices of the year. The School also sponsors a branch of the I.E.E.

One last word. Although the School is run as a technical college and there are no such things as "reveille" or "lights out" the staff does not lose sight of the fact that they are training *soldier* technicians. The men leave the school as fully trained soldiers.



ADDIT (apparatus for demonstrating digital techniques) designed by the staff being used to illustrate basic computing techniques.

SECOND INTERNATIONAL EXHIBITION OF INDUSTRIAL ELECTRONICS IN BASLE

HOWEVER much Europeans may deplore it, electronic technology throughout the Western world is dominated by the U.S.A. That this is true of the industrial side as well as other branches of electronics was very evident from the 2nd International Exhibition of Industrial Electronics, INEL 65, held in the permanent buildings of the Swiss Industries Fair, Basle, early in September. Not only was there a separate, self-contained section of forty or more American firms—many of them small specialist manufacturers not well known in Europe—but the main body of the exhibition was heavily loaded with American-made or -designed products, shown by European subsidiaries of U.S. companies, by European agents and by European manufacturers with licensing arrangements. Attempting to counterbalance this weight of American technology were the few big Continental firms like Philips, Ericsson and Oerlikon and two national groups of exhibitors, French and British respectively. The contribution of the smaller European firms to this counterbalancing was more in the volume than the technical significance of their exhibits. In fact, if it were not for the presence of American technology INEL would probably have a hard time justifying its existence.


The greater part of the exhibits consisted of standard electronic components, units and measuring instruments (mostly for electrical variables). Of the genuinely industrial electronic systems and equipments on show the majority were concerned with the processing of information—a field in which electronics has shown outstanding versatility and has tremendous potential. One example was an equipment shown by the Reliance Electric and Engineering Co. (U.S.A.) for digitally measuring and displaying the linear speed of the paper web in different sections of a papermaking machine and also the “draw,” or differential speed, between sections. Speeds and draws are critical in manufacturing papers of particular characteristics, and accurate digital measurement greatly assists the operators in setting up the machine conditions required for a particular type of paper with minimum wastage of material. It is this saving of material which justifies the cost of the electronic equipment.

The measuring transducers are rotary pulse generators driven through gearing from the machine rolls, and arranged so that, for example, one pulse is generated for every one foot of linear paper movement through the rolls. The timebase needed for speed measurement is provided by an accurate crystal oscillator and an electronic counter. This counter gates the output of a selected rotary pulse generator during intervals of one minute, so that if the pulse generator produces 1,000 pulses in one such interval the linear paper speed is 1,000ft/minute. The gated pulses can thus be counted and directly displayed on a numerical in-line indicator as feet per minute. Differential speeds, absolute or per cent, are measured by a similar technique using two pulse generator inputs and a differential (reversible) counter.

Compensation for changes in roll diameter due to

wear, and for gear ratio and other machine errors, is performed electronically by pre-setting the timebase system on a plug-board programming panel. Thus, if the diameter of a roll were reduced by wear the rotary pulse generator driven by it would produce pulses at a frequency slightly greater than 1 per linear foot, and this would be compensated by shortening the timebase so that it gated the pulses over an interval of slightly less than a minute. The whole equipment uses solid-state digital circuitry mounted in a series of plug-in units, which allow flexibility of application.

Another equipment using a plug-board programme and semiconductor circuitry was an automatic electric welding machine shown by the Swiss firm, R. U. Schild & Co. The purpose of this machine is to eliminate the majority of the control adjustments which normally have



Automatic electric welding machine with plug-board programming system (R. U. Schild).

to be made by the operator during a large production welding sequence. The pre-set programme allows a sequence of 12 different welding operations to be performed automatically, and all the operator has to do is to present to the machine the parts to be welded in the correct order. For each operation in the sequence the plug-board allows a choice of four electric welding “powers” (watts/sec) and two welding “pressures” (kg) to be pre-set, and each of these variables can be continuously adjusted in advance. The plug-board programme is scanned electronically by semiconductor circuitry and this scanning allows the sequence to be stopped at will, or to skip several operations, or to repeat a particular operation as many times as may be required. Maximum welding speed with the electropneumatically operated welding head is 180 spots per minute (with a power of 100 watts/sec).

Automatic data processing equipments for accounting, production control and other recording purposes are now being attached to a variety of machines, but probably the most unexpected application to be seen at the exhibition was a system making possible a “help-yourself” petrol

pump. The customer draws as much petrol as required, with the aid of an electronic numerical indicator of volumetric flow mounted in the pump, and the amount drawn and the price is automatically recorded on an adding-listing machine in a nearby office. The advantage of the system is that it allows a variety of accounting procedures to be performed automatically (e.g., totaling all charges made to a particular customer), and the equipment contains various electronic facilities such as flip-flop binary data stores allowing several pumps connected to it to be used at the same time. Developed by the Swedish firm RETAB, the equipment uses semiconductor circuits throughout and a large proportion of these are Texas Instruments integrated circuits (adopted, according to the exhibitors, Fabrimex, for reasons of lower cost and greater reliability). The mechanical flow metering part of the equipment is orthodox, but, of course, the flow measurement is converted into electrical form by a digital transducer.

A high degree of automatization, permitting rapid operation, is a feature of the Beckman Instruments liquid scintillation spectrometer—an instrument for counting beta particles from radioactive isotopes in which the sample is immersed in a liquid scintillating medium. A built-in computer calculates the counts/minute rate every 1.2 seconds, allowing continuous digital presentation of count rate during the counting cycle. The rate is computed for both pre-set time intervals and pre-set count intervals, and there is also an automatic correction for background radiation in which the background count rate is subtracted from the overall count rate. Computing is also involved in an automatic calibration system for the instrument, using an external radiation standard.

Apart from the specialized systems mentioned above, several general-purpose information processing equipments were to be seen. A new approach to the problem of random-access storage of large volumes of data was demonstrated by the Potter Instrument Company, U.S.A. Magnetic tape is the most economical medium for storing large quantities of data but it does not allow convenient random access because of the serial nature of the information on the tape. On the other hand, systems of discrete elements such as ferrite core matrices are very suitable for random access but are too expensive for storing information in quantities of millions of bits. The Potter equipment effects a compromise by using a number of short loops of tape, each loop carrying a multiplicity of tracks, which are driven past read/write heads,



This portable petrol-driven electric power generator shown by McCulloch Mite-E-Lite Inc. uses a rotating permanent magnet to overcome brush problems and increase efficiency. Weighing 55 lb, it produces 650 watts.

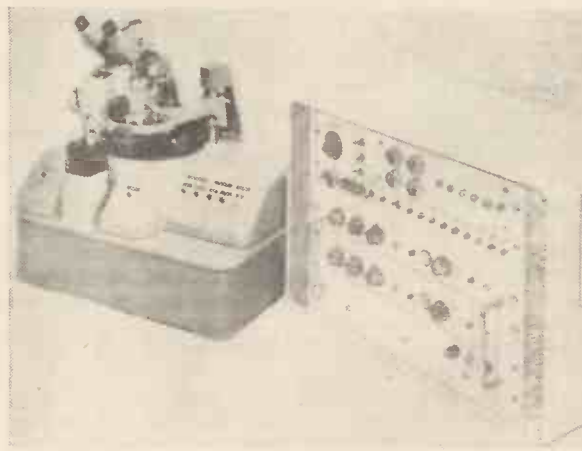
using air bearings. A group of eight such loops forms a tape cartridge, a complete unit capable of storing 25.1 million bits which can be loaded into and withdrawn from the main machine. It is claimed that the system is cheaper to buy and to operate than comparable random-access stores using magnetic discs, and a particular advantage over this disc type of machine is said to be that the Potter equipment can check-read data immediately after it is written on the tape, thereby giving faster operation in many storage operations.

Computing equipment

In the field of electronic computing, the French firm Electronique Marcel Dassault were demonstrating a neat desk-top calculating machine for office and laboratory work, using semiconductor binary digital circuits, ferrite-core storage of programmes and immediate print-out of calculation steps and results on a narrow paper tape. Numbers and programme instructions are entered by the operation of press-buttons. Designed principally for industrial real-time control operations are the Honeywell H20 and the Litton L-3040 stored-programme digital computers. The last-mentioned is particularly interesting because it is constructed entirely by integrated circuit techniques. Working in the parallel mode with a 32-bit word length, it has a magnetic core store, expandable in 4096-word modules from 4096 to 32,768 words, and a 1.6 μ sec storage read/write cycle. The circuitry takes the form of NAND logic gates interconnected by laminated boards containing multiple layers of conductors. Such a computer containing an 8,192-word store weighs about 38 pounds, occupies a volume of 0.28 cu ft and consumes 110 watts of power.

In the field of measurement and instrumentation the scene tended to be dominated by test and measuring equipment for electrical variables—multimeters, oscilloscopes and the like. One of the more unusual instruments in this category was a Rohde & Schwarz (German) reflectometer, having the useful features of being direct-reading (on a pointer indicator), working over a broad frequency band without tuning (30 to 1,000 Mc/s) and independently of the input signal generator level, and being able to measure, at the same time, low attenuations in the range 0.05 dB to 5 dB. Reflection coefficients of networks, aeriels, transmission lines, etc., can be measured over the range 0.5% to 100%.

Some of the electrical measuring instruments, how-



Shown by Electroglas, this automatic integrated-circuit tester will handle up to 2,000 devices per hour.

ever, could also be used for measurement of other physical variables, such as the sensitive Keithly nanovoltmeter (10 nV d.c. full scale) intended for use with thermocouples and other low-impedance transducers producing small voltages. This American instrument has a resolution of 1 nV, and is claimed to have a stability of 10 nV per 24 hours. Specifically designed for temperature measurement was a Hewlett Packard instrument based on the temperature sensitivity of a quartz crystal in an oscillatory circuit. Changes of temperature affecting the quartz crystal probe vary the oscillator frequency, and this is used to give a digital indication of temperature. The instrument will work between -40°C and $+230^{\circ}\text{C}$ and will resolve temperature changes of 0.0001°C .

Oscilloscopes of particular interest included a new Tektronix instrument, Type 549, combining high speed (5 mm/ μsec) with trace storage; a plug-in unit for the Hewlett Packard Type 175A providing a recording on a paper chart of any waveform displayed (a sampling technique being used); and a Ferisol oscilloscope of extremely wide bandwidth (0 to 1 Gc/s) capable of displaying waveforms with risetimes as small as 0.15 nanosecond. In the last-mentioned instrument the wide bandwidth is obtained by not using a y amplifier but applying the signal directly to the vertical deflection plates. This, of course, means that the sensitivity is limited (10 V/cm), but it is claimed that the fine spot of the c.r.t. allows trace deflections of less than a millimetre to be seen.

Among the many electronic components on show, a notable exhibit on the British group stand was a display of magnetic shields suitable for instruments, relays, watches, cathode-ray tubes, etc.—but manufactured, unusually, by the technique of electroforming. This is an entirely new process for magnetic materials, developed by Plessey Radar on the basis of their experience in the electroforming of copper and nickel microwave components. The advantage of the technique is that shields

of high-permeability alloys (similar to well-known proprietary materials) can be fabricated as one-piece shells which are free from the mechanical joints and large internal stresses that normally cause a deterioration of performance. The electroformed shields can be deposited directly on glass devices such as cathode-ray tubes, or made as separate components to any desired shape. Electrical shielding is provided as well, of course, by the conducting property of the material.

Another unusual type of component, in the field of machine control, was an electrohydraulic impulse motor, providing a high-power rotary drive controllable in steps by low-power electrical impulses. Stepped rotary motion can, of course, be obtained from conventional electric stepping motors, but these suffer from poor response speed if high output power is required (because of their mechanical inertia). In the device on show, made by Fujitsu of Japan, hydraulic drive techniques overcome the inertia problem, and the hydraulic power is controlled through a valve system by a small and light electric torque motor energized by low-power electrical impulses. The motor could be used for digital position control on machine tools or other equipment, and, because of the precise angular positioning inherent in the stepping action, it offers the possibility of obtaining accurate control without the need for a closed-loop system.

A useful, simple, non-contacting transducer for timing, position indication or speed measurement of moving mechanical parts was an electromagnetic pick-up made by Electro Products Laboratories of Chicago. It is basically a small pick-up coil combined with a permanent magnet. When the steady magnetic field is disturbed by a ferrous object—say the teeth of a rotating gear wheel—the coil generates an a.c. voltage. Various sizes are available, but one of the latest is a miniature unit measuring $\frac{3}{8}$ in diam. by $\frac{1}{2}$ in long, capable of giving output signals of up to 3 V.

OCTOBER MEETINGS

Tickets are required for some meetings: readers are advised, therefore, to communicate with the secretary of the society concerned

LONDON

1st. Television Soc.—“Present status of colour television” by C. J. Hirsch of R.C.A. at 7.0 at I.T.A., 70 Brompton Rd., S.W.3.

4th. I.E.E.—“Infra-red devices—propagation, generation and reception” by G. Phillips at 5.30 at Savoy Pl., W.C.2.

6th. I.E.E.—Discussion on “Filling gaps in v.h.f./u.h.f. service areas” at 5.30 at Savoy Pl., W.C.2.

6th. I.E.E.—“SECAR—a modern s.s.r. ground interrogator and decoding equipment” by H. W. Cole at 6.0 at 9 Bedford Sq., W.C.1.

6th. B.K.S.T.S.—“A transistorised capacitor microphone” by M. L. Gayford at 7.30 at the Central Office of Information, Hercules Rd., S.E.1.

12th. Radar & Electronics Assoc.—“Transmitting aerial systems for television broadcasting on u.h.f.” by G. C. Platts at 7.0 at the Royal Society of Arts, John Adam St., W.C.2.

13th. I.E.E.—Discussion on “What is group delay” at 5.30 at Savoy Pl., W.C.2.

13th. I.E.E.—“Signal processing using optical techniques” by Dr. D. C. Cooper at 6.0 at 9 Bedford Sq., W.C.1.

13th. B.K.S.T.S.—“Photographic film emulsions and magnetic coatings” by H. O. Dickinson and H. J. Hutchings at 7.30 at Central Office of Information, Hercules Rd., S.E.1.

14th. I.E.E.—“Long wavelength laser generation” by L. E. S. Mathias at 5.30 at Savoy Pl., W.C.2.

15th. Television Soc.—“Problems connected with the use of colour film for colour television” by Dr. F. P. Gloyns at 7.0 at I.T.A., 70 Brompton Rd., S.W.3.

19th. Soc. of Relay Engrs.—“Testing methods and equipment applicable to v.h.f. and h.f. wired television systems” by W. B. Smith at 2.30 at the I.E.E., Savoy Pl., W.C.2.

20th. I.E.E.—Address by Prof. A. L. Cullen, chairman of the Electronics Division at 5.30 at Savoy Pl., W.C.2.

20th. Soc. Environmental Engrs.—“Radio frequency interference control” by D. J. Lewis & A. S. Evans at 6.0 at Imperial Col-

lege, Mechanical Eng'g. Dept., Exhibition Rd., S.W.7.

20th. I.E.E.—Discussion on “Computer/instrument interfaces” at 6.0 at London School of Hygiene and Tropical Medicine, Keppel St., W.C.1.

21st. I.E.E.—Discussion on “Instrument scale graduation” at 5.30 at Savoy Pl., W.C.2.

25th. I.E.E. & I.E.R.E.—“Opto-electronics” by Professor W. J. Poplebaum at 5.30 at Savoy Pl., W.C.2.

27th. S.E.R.T.—“Video tape recording equipment” at 6.0 at Royal Soc. of Arts, John Adam St., W.C.2.

27th. B.K.S.T.S.—“The design of loudspeakers for low frequency reproduction” by R. E. Cooke at 7.30 at the Central Office of Information, Hercules Rd., S.E.1.

28th. I.E.E., Television Soc. & I.E.R.E.—“PAL television system” by Dr. W. Bruch at 6.0 at Savoy Pl., W.C.2.

29th. Television Soc.—“Amateur-professionals or professional amateurs?—a new look at the British Amateur Television Club” at 7.0 at I.T.A., 70 Brompton Rd., S.W.3.

OCTOBER MEETINGS *Continued*

BATH

28th. I.E.R.E. & I.E.E.—“Infra-red technology and applications” by V. Roberts at 7.0 at Bath Technical College, James Street West.

BIRMINGHAM

25th. I.E.E.—“Safety or disaster—the reliability of electronic equipment” by J. C. Cluley at 6.30 at M.E.B., Summer Lane.

28th. I.E.R.E.—“The early history of radio” by G. R. M. Garratt at 6.30 at Department of Electronic and Electrical Engineering, University of Birmingham.

BRADFORD

26th. I.E.E.—“Television standards conversion by electronic methods” by E. R. Rout at 6.30 at Institute of Advanced Technology.

BRIGHTON

27th. I.E.E.—“Automation in computer design” by D. G. Jacobs at 6.30 at College of Technology, Moulsecoomb.

BRISTOL

7th. S.E.R.T.—“R.F. transmission lines” by B. Garland at 7.45 at Hawthorns Hotel, 8.

20th. I.E.R.E.—“Laser technology and applications” by J. MacDowall at 7.0 at University Engineering Laboratories, University Walk, Clifton.

CAMBRIDGE

14th. I.E.E.—“Chance and the communications engineer” by G. R. Nicoll at 8.0 at Engineering Laboratories, Trumpington St.

CARDIFF

4th. I.E.E.—“Field effect transistors: another minor revolution in transistor practice” by W. Fishwick at 6.0 at South Wales Institute of Engineers.

13th. I.E.R.E.—“Phase shift networks using field effect transistors” by W. Gosling at 6.30 at Welsh College of Advanced Technology.

15th. Television Soc.—“A 90° colour tube” by P. L. Mothersole at 7.30 at the Royal Hotel.

CATTERICK

13th. I.E.E.—Discussion “The communication of knowledge” at 6.30 at School of Signals.

CHRISTCHURCH

20th. I.E.E.—“The U.K.3” by H. J. Sketch at 6.30 at King's Arms Hotel.

COLCHESTER

8th. Instn. Prod. Engrs.—“An introduction to electronic computers” by P. Ruglys at 7.30 at N.E. Essex Technical College, Sheepen Rd.

26th. I.E.R.E.—“Some examples of simulation and computer techniques in electronic engineering” by N. A. Huttly at 7.30 at North East Essex Technical College, Sheepen Rd.

EDINBURGH

6th. I.E.R.E.—“Input spectrum and the ability to optimize” by Dr. I. Cochrane at 7.0 at Department of Natural Philosophy, The University, Drummond St.

28th. I.E.R.E. & I.E.E.—“Electronics in medicine—frustrations and fulfilment” by Dr. J. M. A. Lenihan at 6.0 at Carlton Hotel, North Bridge.

FARNBOROUGH

14th. I.E.R.E.—“Fuel cells, a customer's viewpoint” by Dr. W. R. S. Davidson at 7.0 at Farnborough Technical College.

GLASGOW

7th. I.E.R.E.—“Input spectrum and the ability to optimize” by Dr. I. Cochrane at 7.0 at Institute of Engineers and Ship-builders, 39 Elmbank Crescent.

GUILDFORD

12th. I.E.E.—“Computers” by F. J. M. Laver at 7.30 at Central Electricity Generating Board.

HORNCHURCH

12th. I.E.R.E.—“Satellite communications” by J. J. Bray at 7.0 at College of Further Education, 42 Ardleigh Green Rd.

LEEDS

6th. S.E.R.T.—“The manufacture of transistors” by A. Lingard at 7.30 at Branch College of Engineering, Cockridge St., 2.

LIVERPOOL

11th. I.E.E.—“Static electronic protection” by J. B. Patrickson at 6.30 at the Royal Institution, Colquitt St.

18th. I.E.E.—“Trends in telecommunications switching” by L. J. Murray at 6.30 at Royal Institution, Colquitt St.

20th. I.E.R.E.—“Colour television” by Professor G. N. Patchett at 6.30 at Walker Art Gallery.

26th. I.E.E.—“Blue print of a professional engineer” by J. B. Lancaster at 6.30 at the Royal Institution, Colquitt St.

MANCHESTER

6th. S.E.R.T.—“Exploitation of the transistor” by R. A. L. Warrington at 7.30 at Engineers' Club, Albert Square.

19th. Instn. Prod. Engrs.—“The computer as a tool for production control” by G. H. Smethurst at 7.15 at Renold Bldg., Manchester College of Science & Technology, Sackville St.

21st. I.E.R.E.—“PAL colour television” by M. Cox at 7.0 at Renold Building, College of Science and Technology, Sackville St.

NEWCASTLE-ON-TYNE

6th. S.E.R.T.—“The introduction of 625-line television transmissions at u.h.f.” by M. T. Pacey at 7.15 at Charles Trevelyan Tech. College, Maple Terrace, 4.

NEWPORT, I.O.W.

1st. I.E.E.—“Computers” by R. A. Laws at 6.30 at I.O.W. Technical College.

NOTTINGHAM

5th. I.E.E.—“Magnetostriction” by Dr. W. Alexander at 6.30 at Main Lecture Theatre, T.I. Building, University.

12th. I.E.E.—“Hall effect devices” by Dr. J. P. Newsome at 6.30 at First Year Applied Science Block, University.

NORWICH

5th. I.E.E.—“Instrumentation of a rocket testing site” by J. W. Dalglish at 7.30 at Assembly House.

PETERBOROUGH

8th. Instn. Prod. Engrs.—“Television in industry” by H. O. E. Carter at 7.30 at

Peterborough Generating Station, Albert Place.

20th. I.E.E.—“Electro levitation” by E. R. Lathwaite at 6.0 at Angel Hotel.

PORTSMOUTH

6th. I.E.E.—“The microcircuit revolution” by C. E. Tate at 6.30 at Telephone Exchange, Park Road.

20th. I.E.E.—“Semiconductor operational amplifiers” by R. C. Foss at 6.30 at College of Technology, Anglesea Road.

READING

19th. I.E.R.E.—“Research in electronic instrumentation at the University of Reading” by Dr. E. A. Faulkner at 7.15 at J. J. Thomson Physical Laboratory, University of Reading.

SALFORD

18th. I.E.E.—“The place of the computer in engineering education” by E. Kerr at 6.15 at Royal College of Advanced Technology.

SOUTHAMPTON

12th. I.E.E.—“The history of computers” by D. J. Truslove at 6.30 at The Lancaster Theatre, University.

13th. S.E.R.T.—“A review of fifty years of electronics” by Dr. K. E. Everett at 7.30 at College of Technology, East Park Terrace.

26th. I.E.R.E. & R.Ac.S.—“Loudness of sonic booms and similar sounds” by Professor E. E. Zepler at 6.30 at Lancaster Theatre, University of Southampton.

STOKE-ON-TRENT

12th. I.E.R.E.—“Computers — present and future” by R. Woolf at 7.0 at North Staffs College of Technology, College Rd.

SWANSEA

21st. I.E.E.—“Field effect transistors: another minor revolution in transistor practice” by W. Fishwick at 6.0 at Engineering Department University College.

WHITBY

5th. I.E.E.—“Recent developments in multiple access computer operation” by M. V. Wilkes at 7.0 at Botham's Cafe, Skinner St.

LATE SEPTEMBER MEETINGS

LONDON

29th. I.E.R.E. & I.E.E.—“Airborne computers” conference at 10.30 at the London School of Hygiene and Tropical Medicine, Keppel St., W.C.1.

29th. I.E.R.E. & I.E.E.—“Treatment of experimental animal and human malignant tumours by laser radiation” by Dr. P. E. McGuff at 6.0 at 9 Bedford Sq., W.C.1.

30th. S.E.R.T.—“The use of oscilloscopes in maintenance” by R. W. Watson at 6.30 at Royal Soc. of Arts, John Adam St., W.C.2.

30th. Television Soc.—“An introduction to waveform testing methods in television” by I. F. Macdiarmid at 7.0 at the I.T.A., 70 Brompton Rd., S.W.3.

MANCHESTER

30th. I.E.R.E.—“Radar” by N. P. Robinson at 7.0 at Renold Bldg., Manchester College of Science and Technology, Sackville St.

Electronic Laboratory Instrument Practice

10.—MEASUREMENT OF FREQUENCY

By T. D. TOWERS, ★ M.B.E., A.M.I.E.E., A.M.I.E.R.E.

IN a run-of-the-mill electronics laboratory, frequency is one of the things that you have the least occasion to measure and, ironically, it is the one that you can measure with the most accuracy. Almost around the clock, even the most ill-equipped establishment can pick up, for nothing, world frequency standard transmissions of an absolute accuracy of the order of 1 in 10^8 . Not only that; simple frequency comparison techniques exist which lose little of this accuracy. This means that any laboratory can with ease check its frequency measuring equipment to not worse than 1 in 10^7 (or one part in ten million).

Basic considerations of frequency measurement

Now, academically that may be very interesting information, but it does not really help the poor lab. worker when he is first faced with the problem of arriving at the frequency of an unknown signal. His approach must be primarily practical, and it must be done in four stages. First, he must possess himself of a suitable measuring instrument; secondly, he must find some standard against which to check it; thirdly, he must calibrate his instrument against the standard; and lastly, he can then measure his unknown frequency.

As to the choice of measuring instrument, there are more than a few different types, but they fall into the main categories: (a) wavemeters; (b) grid-dip meters; (c) heterodyne meters; (d) capacitor-discharge meters; (e) frequency bridges; (f) calibrated oscilloscopes; (g) digital counter-type meters; and (h) miscellaneous instruments. We shall look at these various types individually later, but first it is well to consider what standards are available in the ordinary laboratory for calibrating them and how to carry out such calibration.

Frequency standards

Frequency standards available to a laboratory fall into three main groups: (a) standard-frequency radio transmissions; (b) laboratory calibrated signal sources; and (c) calibrated frequency measuring instruments.

Standard-frequency radio transmissions are within the reach of anyone who owns a domestic radio receiver capable of receiving the B.B.C. transmitters at Droitwich on 200 kc/s (1,500 metres). The deviations of the Droitwich carrier signal are maintained within the limits of ± 5 parts in 10^9 of the nominal 200 kc/s frequency. The nominal frequency is defined on the basis of 200,000 cycles in 1 second of Ephemeris Time (E.T.), this 1 second being realized in practice as 9,192,631,770 cycles of the caesium resonance frequency at zero field. And not only does Droitwich provide you with a highly accurate 200 kc/s carrier signal, but also its transmissions

are preceded by a highly accurate 1,000 c/s tuning signal.

With your domestic radio, again, you can use certain medium-frequency broadcasting stations to provide a selection of other carrier frequencies between 150 and 550 kc/s accurate to better than 1 in 10^7 .

Furthermore, if you have a short-wave or communications receiver, you can pick up the British G.P.O. special service of frequency-standard transmissions from MSF (Rugby) radiated simultaneously on 2.5, 5 and 10 Mc/s continuously for 24 hours a day (except for a five minute interruption from minute 15 to minute 20 in each hour).

If, on the other hand, you should happen to have a suitable special l.f. receiver, you can use transmissions on 60 kc/s from MSF (Rugby) and 16 kc/s from GBR (Rugby) as standards. The 60 kc/s transmitter works one hour each day from 14.29 to 15.30 GMT, and the 16 kc/s transmission generally operates for about 22 hours a day (with a maintenance period from 13.00 to 15.00 GMT). Incidentally, when GBR (Rugby) on 16 kc/s is inoperative, GBZ (Criggon) on 19.6 kc/s is available.

Standard-frequency transmissions are also radiated in a continuous 24-hour service from the American National Bureau of Standards' stations WWV, near Washington, D.C., and WWVH, in Hawaii. These radiate carrier frequencies accurate to at least ± 1 in 10^8 on 2.5, 5, 10, 15, 20 and 25 Mc/s.

The modulations on these standard-frequency transmissions change from time to time, but on one or other of them modulations of 1 c/s, 440 c/s, 1,000 c/s and 4,000 c/s are available, which could be used for calibrating local audio frequency standards. However, by using accepted methods of successive frequency division, you can obtain spot frequencies in the audio range to the same order of accuracy as the r.f. carrier standard-frequency transmissions, and this subdivision of r.f. is the more usual method for high accuracy audio frequency calibration.

Conversely, when it comes to frequencies in the v.h.f./u.h.f. bands you can use techniques of frequency multiplication to extend the r.f. transmission frequency standards upwards as required.

Signal Generator Standards.—Active signal sources in the laboratory are the second main group of frequency calibration standards. For example, a good-quality stable signal generator, calibrated against standard-frequency transmissions, makes a very useful transfer standard usable when no suitable transmission is available. Another approach is to make up a quartz-crystal (or high-stability LC) oscillator specially for calibration purposes. In these days of the transistor, it will not be found very difficult to make up a simple basic oscillator of this type. Fig. 70 gives a typical circuit for a battery-

*Newmarket Transistors Ltd.

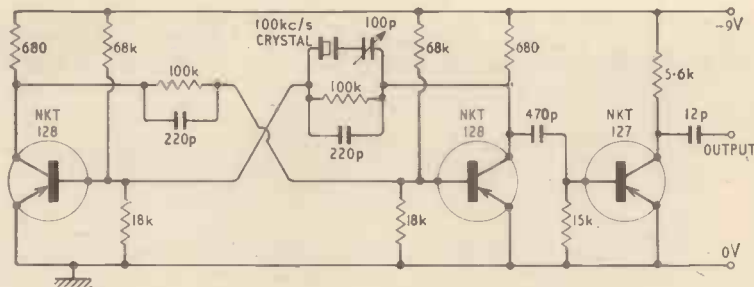


Fig. 70. Circuit for general-purpose 100 kc/s, quartz crystal calibration standard oscillator.

operated 100 kc/s crystal oscillator which provides locked harmonics off to many tens of megacycles. The 100 pF variable capacitor in series with the series-mode 100 kc/s quartz crystal is used to adjust the calibration of the instrument against a standard-frequency transmission.

Another "signal-generator" type of laboratory frequency-reference sometimes very useful is a "physical" source such as tuning fork or a vibrating reed. It is surprising what accuracy of frequency can be obtained with even such simple sources as these.

Frequency-meter Standards.—Standard-frequency transmissions and standard oscillators apart, some laboratories use high-accuracy frequency-measuring instruments themselves as reference standards. Wavemeters and grid-dip meters are typical of this class.

Before we leave the question of standards, however, it is well for the reader to get some idea of the sort of accuracy one can expect from the various types. Typically these are: LC-tuned circuits=1 in 10^1 , tuning fork=1 in 10^5 , well-designed quartz-crystal=1 in 10^6 , Ephemeral Time standard=1 in 10^9 , and Caesium resonance=1 in 10^{11} .

At this point, also, a warning on the accuracy of mains frequency (sometimes used for reference) is not out of place. Generally the frequency lies within ± 0.5 cycle of the nominal 50 c/s frequency, thus implying an accuracy of only 1 in 10^2 (1%). But, under abnormal conditions, e.g. load shedding, the frequency may vary from as low as 47.5 c/s to as high as 51.5 c/s, i.e. -5% to +3%. Of course, the mean frequency over a long period is kept very accurately to 50 c/s so that, although synchronized electric clocks may go fast or slow over short periods, they eventually return very near to the correct time.

Calibrating instruments against standards

Having obtained a suitable measuring instrument and standard, the next step is to check one against the other. For this you need some sort of frequency-coincidence detector arrangement. Such detectors may be of three types:—(a) acoustic. (b) meter and (c) visual.

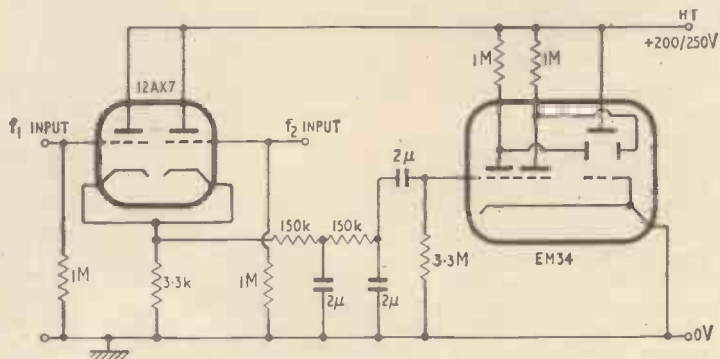
Acoustic Frequency-coincidence Detectors.—Acoustic methods can be used in several ways. The first is the simple zero-beat method in which two signals being compared are mixed and adjusted until the audible beat between them falls to zero. This is usually satisfactory when two radio frequencies are being compared, but, because of the uncertainty of hearing below about 20 c/s, it is not entirely satisfactory when two audio frequencies are being compared. In such a case the so-called "double-beat" or "slow-beat" method is used. In this, a third (different) frequency is set up and the standard is adjusted against this to give an audible beat frequency. The unknown signal is then tuned to beat also with this third frequency, and adjusted until the slowest beat is achieved between the two audible beat frequencies. This double-beat method is capable of much greater accuracy than the simple zero-beat one, and differences of 1 c/s can be measured.

Another example of the use of acoustics to provide a frequency-coincidence detector is in the null-detector headphones of a frequency bridge (to be described later). Here the bridge controls are adjusted until the "resonance" frequency of the bridge coincides with the frequency being measured, the indication of synchronism being a minimum signal in the headphones.

Meter Frequency-coincidence Detector.—Where the headphones of a frequency bridge are replaced by a meter-presentation null detector, we have one example of the next main class of coincidence detectors, i.e. meter types. Another example is where a meter circuit is used with a pointer displacement proportional to the beat frequency. A final example is the meter presentation of frequency-coincidence exemplified in the numerical display on a digital counter-type frequency meter when it is used to monitor the beat frequency while bringing two signals into synchronism.

Visual Frequency-coincidence Detectors.—Apart from acoustic and meter methods, visual displays of frequency

Fig. 71. A simple frequency-coincidence detector circuit.



coincidence are widely used. The commonest example of this is the use of an oscilloscope where the two signals under test are fed to the *x* and *y* amplifiers, and one is adjusted until the scope trace becomes stationary. When this happens, one frequency (or one of its harmonics) is in synchronism with the other. Stationary-trace scope comparison of frequencies is really only satisfactory with audio and low radio frequencies. With higher frequencies, it will be found impracticable to hold the trace stationary.

However, if the scope is run on its own time-base, and the two high frequency signals to be compared are fed together in the *y* amplifier input, it is possible to see visually the coincidence of the frequencies as the envelope of the trace becomes modulated at the beat frequency when synchronism is approached.

Another visual method is the use of a "magic-eye" tuning indicator. There are many possible arrangements. One of these (due to H. V. Beck, p.405 of the October 1951, *Electronic Engineering*) is given in Fig. 71. When f_1 is nearly equal to f_2 in this circuit, the indicator will be found to flicker at a frequency equal to the difference, and a frequency difference of 0.05 c/s is easily distinguished.

One final rather "off-beat" example of the use of a visual frequency-coincidence indicator that may be met with is the "reed" meter sometimes used to check mains frequency. In this, a set of metal reeds tuned at intervals around 50 c/s (the reeds being electrically coil-driven) are arranged to be visible. When the signal to be tested is applied to the driver coil, the reed with a resonant frequency closest to the input frequency oscillates more violently than its neighbours and gives an indication of the unknown frequency.

R.F. measurements

Having dealt with standards and calibration we can now turn our attention to actual measurements of frequency.

Absorption Wavemeter.—For measuring radio frequencies, the least complicated instrument is the absorption wavemeter. In its simplest shape this takes the form of an LC circuit as shown in Fig. 72, where the tuning capacitor is fitted with a dial calibrated in frequency.

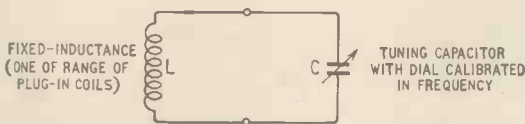


Fig. 72. Basic circuit of absorption wavemeter.

To measure the frequency of a transmitter or receiver, you tune the wavemeter with its coil loosely coupled to the equipment until the equipment response shows a change caused by the absorption of r.f. energy by the wavemeter resonant circuit. By the use of plug-in coils, a wide frequency range may be covered by the absorption wavemeter. Such meters are often fitted with some form of resonance indicator such as a pilot lamp or meter, so that you can see the synchronism with the signal source without having to watch for any change in response in the source equipment.

Wavemeters can be calibrated from a t.r.f. receiver tuned to a standard-frequency transmission, or from any calibrated standard signal generator.

One of the more useful features of the wavemeter is

that it gives a quick identification of the fundamental frequency in the presence of its harmonics, as the circuit is not usually sufficiently sensitive to respond to harmonics.

Grid-dip Meter (or Oscillator).—An absorption wavemeter can be used only to check circuits when r.f. energy is present. Some other arrangement is required to check the frequency of a passive tuned circuit. A handy instrument for this is the grid-dip meter. Not strictly a signal

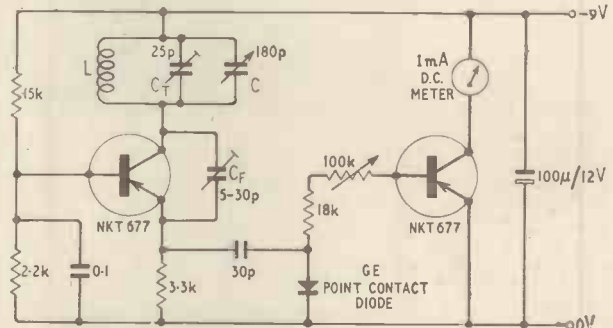


Fig. 73. Circuit of typical "grid-dip" meter capable of operating from 1 to 30 Mc/s with suitable plug-in coils.

generator, it combines the function of a calibrated variable frequency reference oscillator with that of an absorption wavemeter. A typical circuit of a simple transistor grid-dip meter is shown in Fig. 73. In use, the oscillator coil is loosely coupled to the tuned circuit under test, and the grid-dip meter tuned by the main tuning capacitor *C* until the reading on the millimeter dips to a minimum. What has happened then is that the variable oscillator frequency has been synchronized with the tuned circuit under test, which has absorbed some energy from the oscillator and caused the meter to dip. The frequency of the tuned circuit under test is then read off from the calibrated dial of the master control capacitor *C*. (The term "grid" in grid-dip meter is a bit of a misnomer. It refers back to the days when these instruments used thermionic valves, but people still talk of the transistor version as a "grid-dip" meter, although the grid has disappeared along with the valve of which it formed part!)

Heterodyne Frequency Meter.—Until the recent large-scale increase in the use of counter-type frequency meters, accurate measurements of the frequency of an r.f. signal source were most often carried out by the heterodyne or zero-beat method. This depended on the fact that when two signals of different frequencies are mixed in a non-linear circuit, the output contains a signal at a heterodyne or beat frequency equal to the difference between the two original signals. The heterodyne frequency meter is in effect a standard signal generator fitted with provision for feeding the unknown signal into a mixer along with the internally generated standard frequency signal. The internal generator is then adjusted until the beat frequency is heard on the headphones and the dials are adjusted so that pitch of the beat note progressively decreases until it becomes inaudible. The setting of the heterodyne frequency meter dials then gives the exact frequency of the signal being measured.

A very well-known version of the heterodyne frequency meter is the BC-221 shown in Fig. 74. This



Fig. 74. BC-221 heterodyne frequency meter widely used by the Forces in World War II and readily available on the surplus market.

was widely used by the Armed Forces during the last war as a frequency standard covering 125 kc/s to 20 Mc/s in two ranges. The tuning control is geared to obtain a most precise slow motion of the dial. The setting can be read to five figures, which can then be translated to the exact corresponding frequency by the use of the calibration chart which can be seen in the illustration just below the front panel.

Good heterodyne frequency meters (such as the BC-221) incorporate an internal crystal calibration oscillator against which the variable frequency oscillator can be adjusted at a series of check points by means of a small vernier control. With this facility, the readings of the BC-221, for example, can be made accurate to 0.01% (1 in 10⁴).† However, the BC-221 is capable of an accuracy of better than ± 30 c/s over most of the 125 kc/s to 20 Mc/s range.

Counter-type Frequency Meters.—Digital counting techniques have advanced so much over the past ten years that counter-type frequency meters are available which can measure accurately and display numerically frequencies well into the u.h.f. range. A good example of such a meter is the Marconi Type TF2401 illustrated in Fig. 75. I dealt with the principles of operation of this type of frequency measuring equipment in part 10 of "Elements of Transistor Pulse Circuits"‡ (W.W., November 1964).

AF measurements

Some methods of measuring radio frequency discussed above can also be used at audio frequencies. For

†Accuracies of about 1 in 10⁴ are quoted for some frequencies in "Get More from LM and BC-221 Frequency Meters." by G. Jennings, *Radio-Electronics*, August 1962, p. 63.

‡The series of articles is now available as a book.—ED.



Fig. 75. Modern-high performance commercial counter-timer frequency meter (Marconi TF2401) capable of counting up to 500 Mc/s with absolute accuracy of better than 1 in 10⁷.

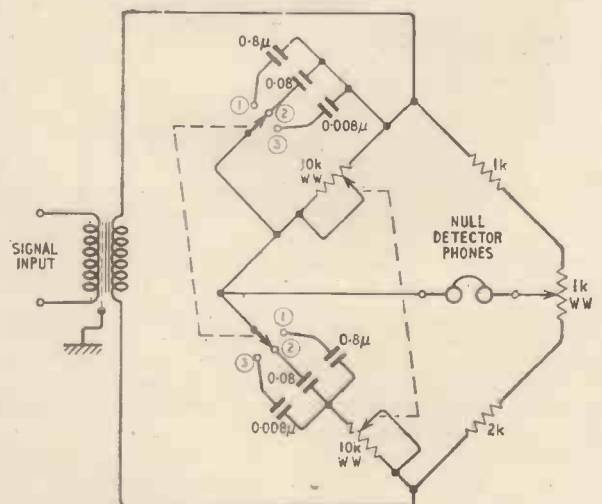
example, the counter-type frequency meter can equally well be used for audio frequency measurements of very high accuracy, although in an ordinary laboratory such measurements by themselves would hardly justify the considerable expense of a v.h.f. counter-timer to be used at a.f.

For audio work up to 20 kc/s, the slower dekatron counters, often still found around laboratories, can be used satisfactorily for many purposes. I myself have used a Labgear Fast Dekatron Counter Type D4131 for measuring the precise frequencies required to an accuracy of 0.01% (i.e. 1 in 10⁴) in electronic organ tuned circuits, and found it quite adequate when used with the ancillary crystal-controlled frequency source and timing unit available.

Bridge Measurements.—In the audio frequency range relatively simple resistance-capacitance circuits have such time constants as to be frequency sensitive. This gives rise to a range of resistance-capacitance bridge circuits which can be used with suitable calibration to measure audio frequencies.

The Wien bridge, which has only two simultaneously variable components, is often used for this purpose, particularly as it has a very wide frequency range with one swing of the control. This bridge is a venerable one which some readers may be interested to trace

Fig. 76. Typical circuit of Wien-bridge type audio-frequency measuring bridge.



SWITCH POSITIONS: ① = 20-200c/s ② = 200-2,000c/s ③ = 2,000-20,000c/s

back to Max Wien's "Messung der induction constanten mit dem optischen telephon," *Ann. der Phys.*, 44 (1891), pp. 696-697.

Fig. 76 gives a typical circuit of an audio-frequency measuring bridge working on the Wien bridge principle. In this, the two 10k variable resistances are ganged sections of a double potentiometer, and are so arranged that the resistances of the two arms of the bridge in which they are connected are equal at all settings. The 1k linear potentiometer at the opposite end of the bridge is a balance resistance that compensates for small differences in tracking between the two 10k sections of the main variable control resistance. This ganged variable resistance is the principal control on the bridge and is fitted with a calibrated direct-reading dial of frequency. Switched series and parallel capacitors for different frequency ranges will be noted. Those in position (1) are for 20-200 c/s, in position (2) for 200-2,000 c/s, and position (3) for 2,000-20,000 c/s. The dial is calibrated in the first instance against a standard signal source, the setting at each frequency being adjusted for minimum signal in the bridge detector headphones. Once calibrated, the bridge can be used to measure exactly any audio frequency in the range 20 c/s to 20,000 c/s.

The Wien bridge is not a very accurate frequency measuring instrument when compared with the 1 in 10⁶ easily obtained with a counter-type meter. On the other hand a well-constructed Wien bridge meter can measure frequency to an accuracy of 0.5%, i.e., 5 in 10³.

Electronic (Capacitor-Discharge) Frequency Meter.—

A meter-type instrument which does not require balancing or zero-beat adjustments is sometimes a convenience. For this, apart from counter-type meters referred to above, direct reading frequency meters are available working on the periodic discharge of a capacitor. Fig. 77 gives the circuit of a simple transistor meter of this type. The signal to be measured is applied at the input point A, and, whatever its periodic waveform, is transformed by the Schmitt-trigger shaping circuit Tr1, Tr2 into a fixed square-wave shape of constant amplitude. The square-wave output of Tr2 is differentiated by capacitor C* and applied to the base of the pulse amplifier Tr3. The 50k variable upper base bias resistor of Tr3 is preset so that the transistor is just bottomed when no input signal is applied. As a result, positive going spikes arising from the differentiation lead to negative-going square pulses of the same duration at the output of Tr3, while negative-going spikes are clipped off. The resultant string of negative-going pulses of fixed height and duration from the collector of Tr3 is applied to the base of Tr4 and gives a mean reading in the d.c. milliammeter in

its emitter circuit directly proportional to the input signal frequency. Accuracies of the order of 2-3% can be obtained with capacitor-discharge frequency meters such as this.

Calibrated Scope Measurement of A.F.—An instrument not specifically designed for frequency measurement that is very often used by practising engineers to measure audio (and even low radio) frequencies is the oscilloscope. Nowadays good quality scopes have timebases sufficiently accurately calibrated in time per horizontal scale division to enable you to measure the frequency of an unknown signal. To do this, you set up a scope display of the signal with one cycle occupying horizontally as much of the graticule as possible. If you then count the horizontal scale divisions corresponding to one cycle, you can work out the period T and thus the frequency $f (=1/T)$. Accuracies of a few per cent can be obtained in this way for audio frequencies (or even low r.f., depending on the timebase maximum speed).

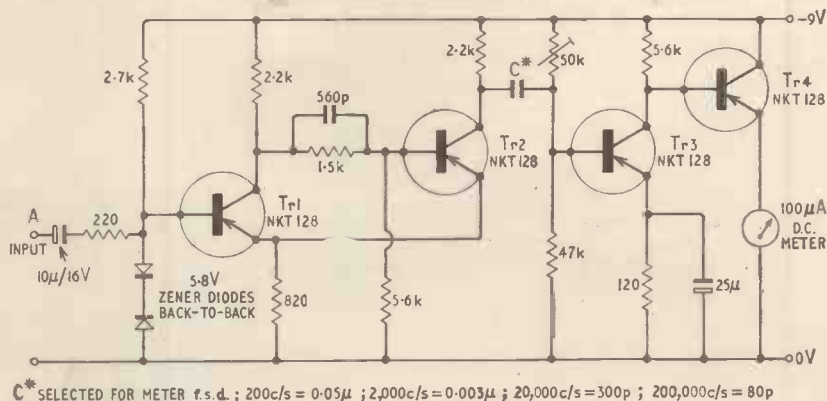
V.H.F./U.H.F. measurements

Measurements of very high frequencies follow much the same pattern as r.f. measurements, except the various equipments may take special forms. For example, the simple absorption wavemeter described earlier will, in the u.h.f. range, take the shape of a pair of Lecher wires, or a calibrated cavity resonator, or a slotted line.

As mentioned before, standard frequencies in these ranges are derived by multiplier circuits (usually triggered astable multivibrators or tuned frequency harmonic multipliers) from r.f. standards. Tuned Class C thermionic valves can be pushed out in this way to a few thousand megacycles and klystrons to 25,000 Mc/s. Microwave and variable capacitance diodes are also used for frequency multiplication into the microwave frequency range.

We have taken a look at most of the instruments used in laboratories to measure frequency. Although these have been widely relied on in the past, the development of economical portable transistor counter-type frequency meters capable of giving an instantaneous direct digital readout display of frequencies up into the u.h.f. range, must mean that in the years to come many of the instruments described in this article must become lab. curiosities. However, the slow natural term of obsolescence of electronic instruments means that readers may still have to know how to handle them and understand their principles for some time to come.

Fig. 77. Circuit for transistor capacitor-discharge, direct reading audio frequency meter.



ECONOMICAL LOGIC

Advantages of NAND/NOR logic and techniques for using it—with particular reference to minimization of networks by topographical methods

By H. R. HENLY,* A.M.I.E.E.

THE tremendous developments in semiconductor technology in recent years have made possible the design of logic circuit elements which are reliable, efficient and suitable for mass production. In particular the combination of diodes and/or resistors with transistors to produce NAND and NOR elements has revolutionized the design of computer and process control logic.

As the following discussion will show, the application of NAND/NOR logic techniques to the realization of logic circuits results in a number of distinct advantages, both economic and in circuitry, over those elements representing the basic Boolean connectives AND and OR. A reminder of the logic systems and terms in common use is given in the box, right. (Unless otherwise stated, positive logic will be used throughout the article. On graphical symbols, the recommendations of BS530 are considered to be perfectly adequate and will be used throughout.)

The design philosophy based on AND and OR connectives has the advantage that, apart from the emitter followers, the elements represent fundamental Boolean connectives. With suitable choice of diodes, high operating speeds may be realized at comparatively low cost. However, this must be weighed against the degradation of signal levels, which may worsen with age. Also, the use of these circuits does not necessarily produce

* Post Office Engineering Department.

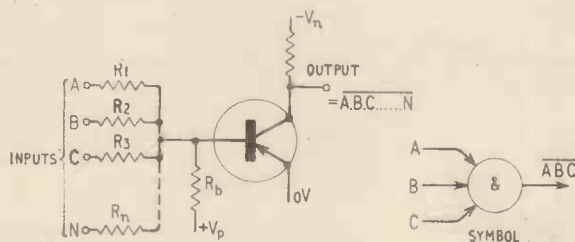


Fig. 1. Simple NAND element: transistor circuit and graphical symbol.

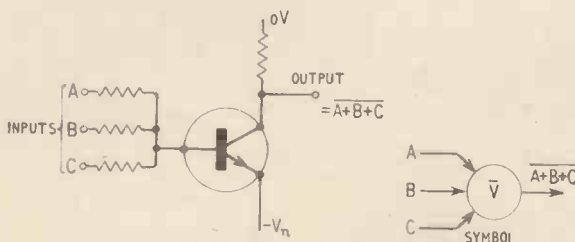


Fig. 2. Simple NOR gate, circuit and symbol.

AND/OR/NOT Logic Realization

The truth values 1 and 0 are represented electronically by two discrete voltage (or current) levels, one of which is generally (but not necessarily) zero (earth) potential. Two logic systems may be defined:—

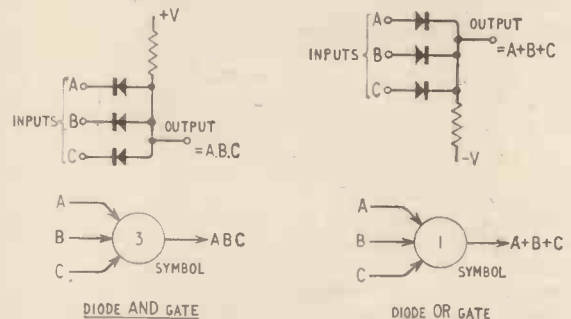
(1) *Positive Logic* in which the truth or 1 value is represented electronically by the more positive of the two levels chosen.

e.g. +6 volts = 1
0 volts = 0

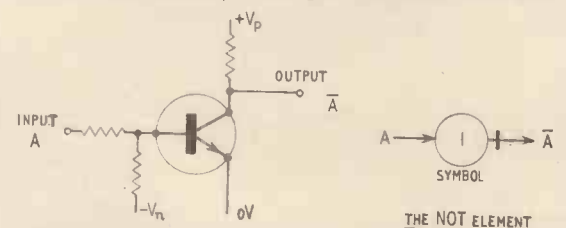
(2) *Negative Logic* in which the truth or 1 value is represented by the more negative of the two levels chosen, e.g.:

+6 volts = 0
0 volts = 1

The fundamental Boolean connectives are realized electronically by diode gates (below). These are



cheap and simple in construction but suffer from the disadvantage that no active device is included, resulting in a power loss at each stage of gating. The result is a gradual deterioration of signal levels which is overcome in practice by the inclusion of emitter followers at strategic points in the circuit. The NOT operation is performed by the common-emitter stage (below) which provides both inversion



and power gain and may be used instead of emitter followers where rearrangement of the circuit equations permits.

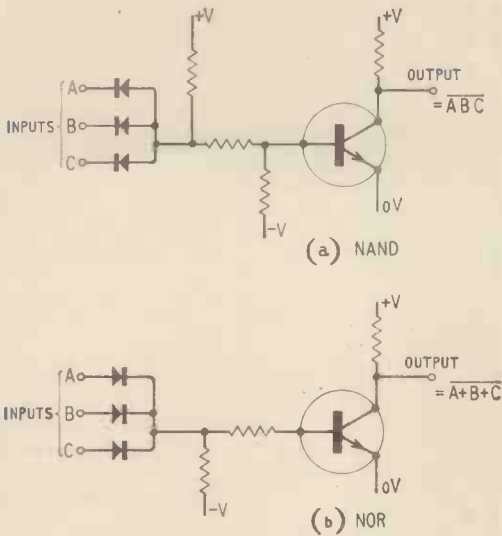


Fig. 3. Alternative NAND and NOR elements.

the most economic realization of a given circuit equation in terms of electronic components. This is particularly true now the price of transistors, diodes and high-stability resistors are of the same order.

The NAND and NOR elements are simply developments of the NOT element, comprising in the simplest form the common-emitter circuit of Fig. 1. A number of inputs are provided via resistors $R_1, R_2 \dots R_n$, to the transistor base. These are so chosen that with all inputs at zero potential relative to the emitter (i.e. 1 level) the potential divider formed with the base resistor R_b across the positive supply V_p , cuts off the transistor. Under this condition the output is approximately $-V$ volts (0 level). The operation, assuming three inputs, is clearly

$$Z = \overline{ABC} \text{ i.e. } = \text{NOT-AND or NAND} \dots \dots (1a)$$

or by De Morgan's theorem

$$Z = \overline{A} + \overline{B} + \overline{C} \dots \dots (1b)$$

If the p-n-p transistor of Fig. 1 is replaced by an n-p-n type, as in Fig. 2, then with the same logic levels we have the following operation:—

$$Z = \overline{A+B+C} \dots \dots (2a)$$

i.e. NOT-OR or NOR

$$Z = \overline{A} \cdot \overline{B} \cdot \overline{C} \dots \dots (2b)$$

In order to ease the tolerancing problem and increase the operating speed, the alternative circuits of Fig. 3 may be used. These utilize diode gates followed by inversion. Although the overall cost is higher, the reliability (especially using silicon devices) is greater. Furthermore, compatible NAND and NOR circuits may be designed (i.e. to allow the interconnection of NAND with NOR circuits).

The NAND and NOR circuits described may be

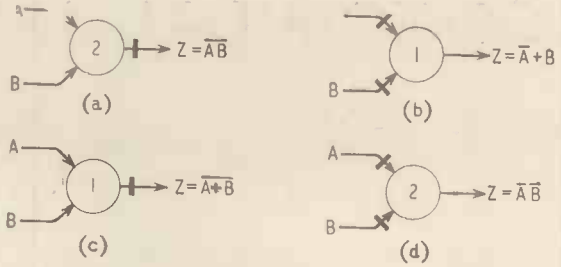


Fig. 4. Symbolic interpretation of equations (1) and (2).

designed as a standard element so that any element is capable of driving a certain number (typically 5) of identical elements. This enables the system designer to implement a logic circuit using one standard circuit element throughout, provided care is taken to ensure that the loading restrictions for the element are followed. Where it is essential to exceed the driving capabilities of the simple element, several may be combined (effectively paralleling the transistors) or another standard circuit designed with a larger driving capacity.

Thus even in its simplest form, Fig. 2 represents a very powerful logical element—a fact which has been exploited to advantage by manufacturers in the computer and automation fields.

In terms of the basic connectives we may derive the equivalent circuits of these elements by making use of equations 1 and 2. These are shown in Fig. 4 and it is seen that the elements may be considered simply as combinations of AND and OR gates with inverters.

There are a number of methods whereby circuits may be implemented in NAND/NOR logic. The first and probably simplest technique for implementing a circuit is the substitution method. The Boolean expression is first translated into AND and OR elements and these are replaced by their NAND/NOR equivalent circuits. The equivalent circuits, are easily derived and are tabulated below.

FUNCTION	INTERPRETATION IN BASIC CONNECTION	NAND EQUIVALENT CIRCUIT	NOR EQUIVALENT CIRCUIT
$Z = ABC$			
$Z = A+B+C$			
$Z = \overline{A}$			

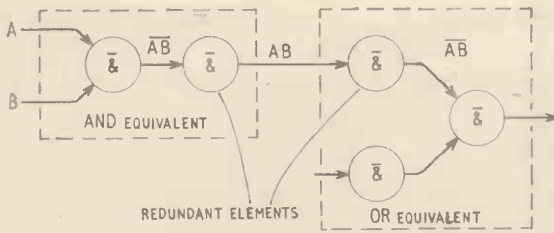


Fig. 5. Redundant elements in cascaded NAND circuits.

After the substitution the circuit is examined for redundant elements, e.g. two NOT elements in cascade. The resulting circuit is not necessarily the minimal form (assembled from the smallest possible number of elements) even though the original Boolean expression may have been.

The derivation of the equivalent circuits does yield one useful fact, of which we shall make use later. It is seen in Fig. 5 that if an OR equivalent circuit follows an AND equivalent circuit (in the case of NAND elements) two single-input elements are saved per OR input. A similar situation occurs with NOR elements when an OR circuit is followed by an AND circuit.

A	B	f
0	0	0
0	1	1
1	0	1
1	1	0

$$f = \bar{A}\bar{B} + \bar{A}B$$

Truth table for Exclusive OR function.

To exemplify this technique and to introduce other ideas we shall consider the Exclusive OR circuit. The Truth table is given above, from which we obtain the function:

$$f = \bar{A}B + A\bar{B} \quad (3)$$

If this is implemented in the basic connectives it requires two AND elements for the product terms, an OR element for the output gate and two inverters. The circuit is shown in Fig. 6(a). Substituting the appropriate NAND equivalent circuits in 6(a) and removing redundant elements yields the circuit of Fig. 6(b). This uses five elements and eight inputs, so a simpler solution is

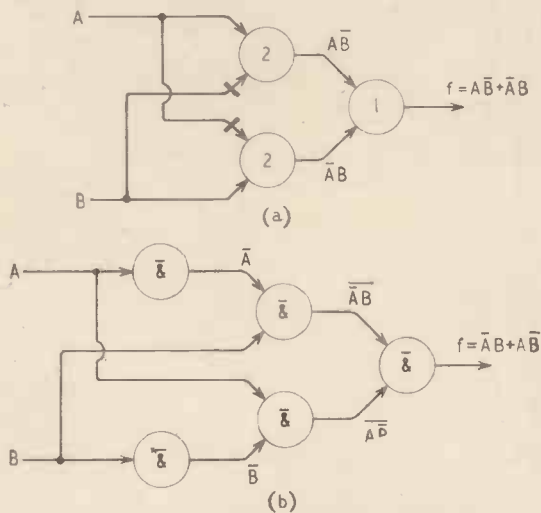


Fig. 6. (a) Basic logic diagram for equation (3); and (b) implementation of equation (3) in NAND elements.

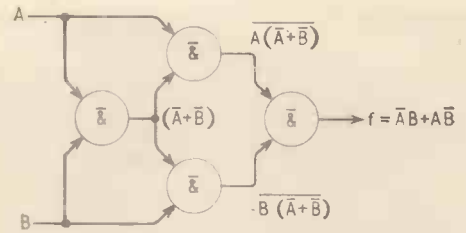


Fig. 7. NAND implementation of equation (4).

sought. Returning to equation 3, by the distributive laws we can write:

$$\begin{aligned} f &= (A\bar{B} + \bar{A}) (A\bar{B} + B) \\ &= (\bar{A} + \bar{B}) (A + B) \\ &= (\bar{A} + \bar{B})A + (\bar{A} + \bar{B})B \end{aligned} \quad (4)$$

Now the equation is in the form AND-OR-AND, with a common factor $(\bar{A} + \bar{B})$. The NAND implementation is shown in Fig. 7, requiring only four elements and eight inputs, and has been shown to be the minimal form². This brings out the important point that although the substitution method yields useful results the circuit is not necessarily the minimal form. It may be necessary to rearrange the circuit equations into a form which represents the output of NAND/NOR elements. It should also be noted that equation 4 yields the minimal circuit in basic connectives by writing it as:

$$f = \bar{A}\bar{B} (A + B)$$

requiring only three elements and one inverter—a saving of one inverter.

It is instructive to take this example a stage further and consider the NOR form. From equation 4 we have:

$$f = (\bar{A} + \bar{B}) (A + B)$$

but instead of partially multiplying out to obtain the sum-of-products form we retain the product-of-sums form, from which the NOR form is obtained directly, Fig. 8. This is the minimal NOR form requiring five elements and eight inputs and is therefore less economic than the NAND version.

It is important to note that here we sought an equation which required the output to perform an AND function whereas for the NAND version we made the output

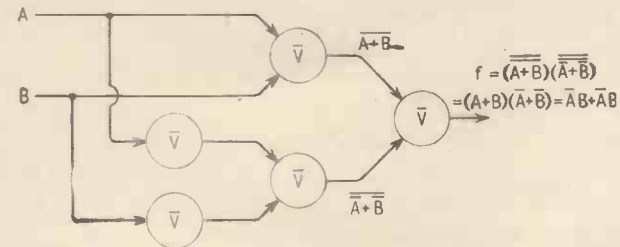


Fig. 8. NOR form of equation (4).

gate perform an OR function. Let us consider this point more closely. Referring to the circuits of Fig. 4, it can be seen why these arrangements are desirable.

First consider the case of two NAND elements feeding an output NAND gate, Fig. 9(a). Analysing this in terms of the basic Boolean connectives, we arrive at Fig. 9(b), remembering that De Morgan's theorem gives two alternative forms for a NAND function. It is seen that the complementations occurring in the penultimate stages of gating are cancelled in the last stage.

(continued on page 521)

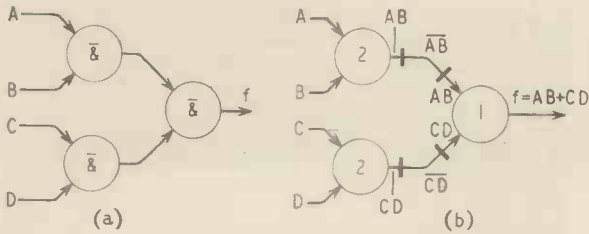


Fig. 9. (a) Analysis of NAND circuit; (b) analysis of (a) in terms of basic connectives.

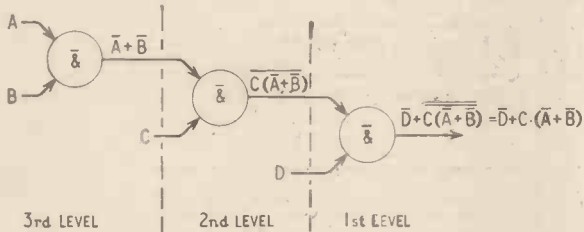


Fig. 10. General NAND circuit, indicating three levels of gating.

It is conventional to number the stages of gating from the output, i.e. the output stage is the first stage, all stages driving it constitute the second stage and so on.

The above exercise can be repeated using NOR elements, and a similar analysis results. The output function would be the dual of Fig. 9(b), since dual elements would be used. Again by using the appropriate equations (from De Morgan's theorem) terms complemented in the second stage of gating would be complemented again in the first (output) stage. In general it can be concluded that variables entering at the first stage appear complemented at the output whereas those entering at the second stage appear uncomplemented at the output. This conclusion will now be developed into a general theory.

Consider Fig. 10, which shows part of a larger circuit involving three levels of gating. Here it is seen that terms entering at odd levels (1 and 3) appear complemented at the output, whereas variables entering at the even level (2) are unchanged at the output. It is left to the reader to establish the same rule for NOR elements.

From the foregoing results, general rules for the implementation of NAND/NOR logic can be formulated. These follow identically the rules devised by Maley and Earle² and provide an extremely powerful tool for the logic designer.

Rules for implementing NAND/NOR logic

1. Write the equations in a minimal form, suitable for the type of element it is proposed to use. (i.e. in the Sum-of-Products form for the implementation in NAND elements).

2. Draw the circuit using the basic Boolean connectives.

3. Replace each element with a NAND (or NOR) element and complement terms entering at odd levels which are required uncomplemented in the output. Where possible the original equation should be rearranged so that terms to be complemented at the output enter at odd gating levels, thus saving inverters.

As an example of the technique consider the function $f = AB + BC$. This is already in a suitable form for

NAND logic, i.e., a sum-of-products form, so we can immediately draw the Boolean circuit of Fig. 11(a). From this follows Fig. 11(b), in which each element is replaced with a NAND block, including the inverter to give \bar{B} .

In order to implement the same function using NOR elements it is necessary to rewrite the original equation in the product-of-sums form, i.e.

$$f = AB + BC = \bar{B}(A + C)$$

by simple factorization. The two stages of implementation are shown in Figs. 12(a) and 12(b). In this case B is inserted at the first gating level to produce \bar{B} at the output.

In this example the NOR configuration produces the more economic circuit, in terms of components, since it involves only two elements and four inputs in contrast to four elements and seven inputs for the NAND version (Fig. 11).

It is important to note the above rules result in no loss of minimality, i.e. the NAND (or NOR) form obtained by these rules will be no less minimal than the original Boolean form.

Minimization

The techniques discussed above provide a ready means of implementing a function in NAND/NOR logic after it has been reduced to its minimal form by the various minimization techniques.

Since the problem of minimization represents a large and often tedious part of the design, I will discuss certain techniques which are considered to be best suited to the design of circuits involving only a few variables (up to 6 or 8). Minimality is not an invariant property of a function since it depends entirely upon the type of circuit element to be used. For the present purposes we need only consider elements using diodes and transistors.

Where diode logic is concerned, each term (sum or product) involves one diode for each literal of the term. Complemented terms require inverters involving transistors.

For circuits using NAND/NOR logic each term requires a transistor and each literal of the term requires an input resistor. Where the circuits used are tailor-made, i.e. inputs are provided only as required, it is clearly desirable

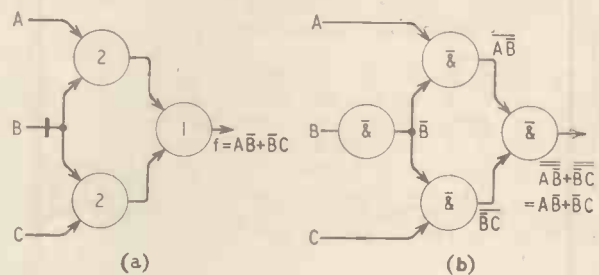


Fig. 11. Test example $f = AB + BC$, given (a) in basic connectives and (b) with NAND implementation.

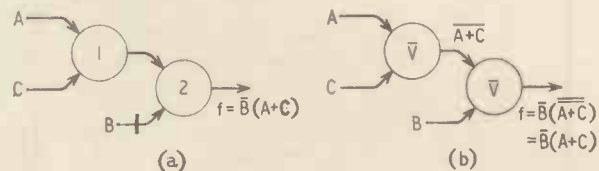


Fig. 12. Implementation of test example in NOR elements.

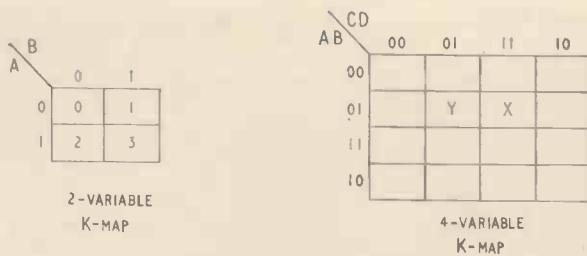


Fig. 13. Karnaugh maps.

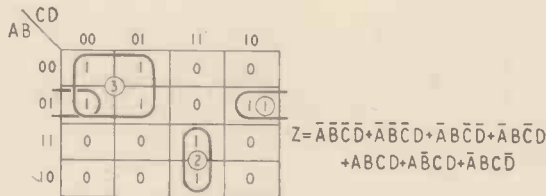


Fig. 14. Karnaugh maps for the function Z shown. The circled decimal numbers within the loops are used for reference in the text.

to minimize the number of literals as well as the number of terms. However, it is common practice to use standard elements which are produced by many manufacturers for this purpose and take one of two forms. The most popular at present is the type using discrete components, encapsulated in an epoxy-resin and designed for maximum reliability. The second and more recent form is the integrated circuit or micro-logic element. In these elements complete NOR circuits are made from a single chip of silicon⁵, resulting in one or more logic elements condensed into a very small package (typically a TO5 transistor case).

The use of these elements eases the minimality requirements to that of reducing the number of terms (elements) required and keeping the number of inputs to an element within the number provided. Furthermore the output loading restrictions on the elements must also be observed.

Integrated circuit techniques have developed even further, to the stage where complete logical functions can be constructed on one "chip" of silicon. This completely changes the minimality criteria and makes the direct application of these techniques difficult. Although redundancy is still undesirable it has often to be accepted in these circuits in order to ease the problems of layout and input/output connections to the circuit. This problem has been discussed recently by J. Earle⁶.

The problem of minimization may be tackled in many ways, e.g. algebraic, tabular or map methods. All make use of the axioms $A + A = A$, $A + \bar{A} = 1$, $A\bar{A} = 0$, and $A + AB = A$, to reduce the original canonical form to one involving only those terms required to completely describe the function. These terms are called prime implicants. It is proposed to discuss below the Karnaugh map method due to M. Karnaugh^{1,2,3,4}. This is a development of the Veitch map, which, with binary ordering of the axes, is considered by the author to be superior to other methods (for problems involving six to eight variables).

The map for n variables comprises 2^n cells arranged in either a plane or three-dimensional array. One cell is assigned to each of the 2^n canonical product terms. Examples of two and four-variable maps are shown in

Fig. 13. The axes are labelled according to a reflected binary (Gray) code which represents the various combinations of the variables assigned to that axis (e.g. for variables A, B the term $\bar{A}B$ is represented by 01). The advantage of the reflected binary ordering of the axes lies in the fact that adjacent cells differ in one variable only. For example, in the two-variable map of Fig. 13, the cell labelled 2 represents the term $\bar{A}B$ since it lies at the intersection of $A = 1, B = 0$. Similarly in the four-variable map the cell marked x represents the term $\bar{A}B.C.D.$, that is, $A = 0, B = C = D = 1$. Furthermore the cell y represents $\bar{A}B.\bar{C}.\bar{D}$, and it differs from the adjacent cell x in the variable C only.

The map for a given function is drawn up directly from the truth table by entering a "1" in each cell for which the output is desired to be "1." The function is then the sum of all the terms for which a "1" is entered on the map. Furthermore any terms occupying adjacent

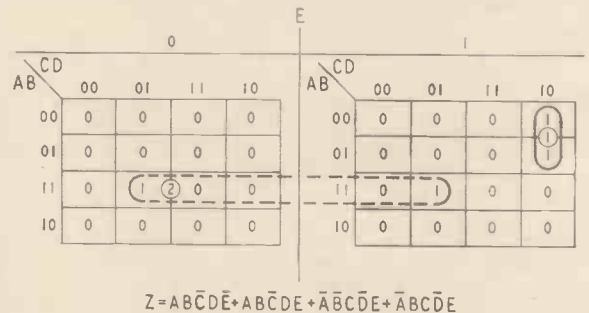


Fig. 15. Five-variable Karnaugh map.

cells in the map may be combined to remove one redundant variable, i.e. that one in which the terms differ. For example in Fig. 13, terms x and y differ in the variable C and the result of combining these terms is $\bar{A}B.D$. Terms which may be combined in this way are indicated by looping together on the map, as shown in Fig. 14, which is a map for four variables. Loops 1 and 2 each involve two terms only, and it will be observed that loop 1 involves terms on opposite edges of the map; this is consistent since these cells also differ in one variable only.

Loop 3 involves four terms; the argument used here is simply an extension of that used above. Loop 3 may be considered as four loops of two. This yields:—

$$\begin{aligned} Z &= \bar{A}.\bar{B}.\bar{C} + \bar{A}.\bar{C}.D + \bar{A}B.\bar{C} + \bar{A}.\bar{C}.\bar{D} \\ &= \bar{A}.\bar{C}(D + \bar{D}) + \bar{A}.\bar{C}(B + \bar{B}) \\ &= \bar{A}.\bar{C} + \bar{A}.\bar{C} \\ &= \bar{A}.\bar{C} \end{aligned}$$

Now this result could have been obtained by simply looping the four terms as shown and eliminating those variables which change value in moving horizontally and vertically across adjacent cells (B and D in this case).

Furthermore, terms may be included in more than one

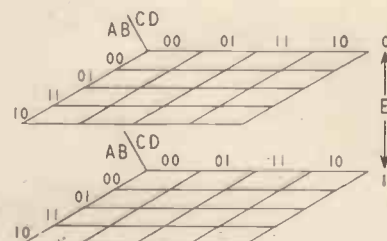
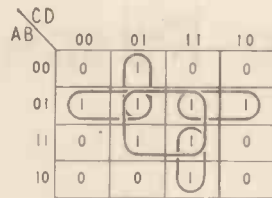


Fig. 16. Three-dimensional Karnaugh map.

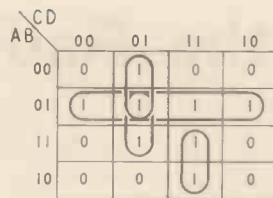


Fig. 17. Karnaugh map with a number of possibilities for looping two terms.



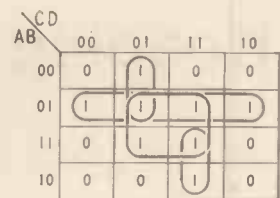
$$Z = BD + ABC + \bar{A}BC + A\bar{C}D + \bar{A}\bar{C}D$$

(a)



$$Z = \bar{A}B + \bar{A}\bar{C}D + B\bar{C}D + ACD$$

(b)



$$Z = \bar{A}B + BD + ACD + \bar{A}\bar{C}D$$

(c)

Fig. 18. Three possible loopings of Fig. 17.

loop, since $A + A = A$, but this should not be done carelessly since it can result in unnecessary terms being included.

In the four-variable map of Fig. 14, it will be observed that two variables are assigned to each axis. This is not mandatory and the variables may be assigned in any desired fashion. However, one complication arises where the binary coding involves more than two variables—that is, the cell adjacencies. In the case of two variables, only adjacent cells differ in one variable; with more than two variables there will also be non-adjacent cells which differ in one variable. For example, consider the three-variable code:

	A	B	C
	0	0	0
	0	0	1
}	0	1	1
	0	1	0
}	1	1	0
	1	1	1
	1	0	1
	1	0	0

Apart from the ordinary adjacencies there are two additional terms which should also be considered "adjacent"; these are shown bracketed. If this code were used for one axis of a four-variable map (for example, with a simple one-variable code on the other axis), then these additional adjacencies must not be overlooked. The problem would not arise if the simpler, two-variable codes were used (i.e. one for each axis).

Maps may of course be constructed for any number of variables, although above six they tend to become unwieldy. For five variables the number of cells is large (2^5) and the adjacencies are less obvious. For five variables it is advantageous to draw two four-variable maps, as in Fig. 15. Then clearly loops may exist on either map for example loop 1, or between maps as indicated by loop 2. In this example $Z = A.B.\bar{C}. + A.C.\bar{D}.E$. Alternatively the maps may be considered as lying one above the other, as shown in Fig. 16.

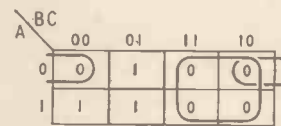
In the examples so far there has been no difficulty in selecting loops on the map. However, in general there is usually a number of ways in which the ones may be looped and it is essential that the combination yielding the minimum number of loops be chosen. Consider Fig. 17. There are many possible loops of two terms; but there are two possible loops of four and the question arises—which combination to choose? Fig. 18 shows three possible combinations. The first (a) is obviously not the best choice since it involves five terms plus an output gate. Combination (b) is an improvement, but (c) has fewer terms complemented. The unnecessary terms and literals in the first two arose because the loops chosen were not as large as they could have been.

The guiding principle in selecting loops is to first select loops of single ones which cannot be combined to make loops of two. Then make those loops of two ones which will not make loops of four; then loops of four which will not make loops of eight, and so on.

This procedure is continued until all "1's" have been looped at least once. Where more than one combination of loops is possible each must be tried and the final selection made on the basis of the number of loops and literals involved (including the number of complemented terms).

Of course, we are not restricted to using the "1's" on a map; the zeros represent product terms for which the output is zero. Consider the function dealt with earlier $f = A.\bar{B} + \bar{B}.C$. The map for this function is

Fig. 19. Example of looping map zeros.



$$f = A\bar{B} + \bar{B}C$$

shown in Fig. 19, and one loop of four and one loop of two zeros are possible, yielding:

$$\bar{f} = B + \bar{A}.\bar{C}$$

$$f = B + \bar{A}.\bar{C}$$

$$= \bar{B} (\bar{A}.\bar{C}) \text{ by De Morgan}$$

$$= \bar{B} (A + C), \text{ the original function.}$$

Here we have merely shown that the zeros of the map produce the same result as the ones. Thus in minimizing a function we may also consider looping the zeros and select the looping which yields the minimal covering (i.e. the smallest number of prime implicants).

The above discussion, of course is by no means an exhaustive treatment of the methods by which the minimal form of a logical function may be determined.

Acknowledgement.—I would like to acknowledge the permission of the Engineer-in-Chief, G.P.O., Engineering Dept., to publish this paper and also the help and encouragement of my colleagues in its preparation.

REFERENCES

1. Phister, Montgomery. "Logic Design of Digital Computers," Wiley, New York (1960).
2. Maley, G. A. and Earle, J. "Logic Design of Transistor Digital Computers," Prentice-Hall, New York (1962).
3. Marcus, M. "Switching Circuits for Engineers," Prentice-Hall, New York (1962).
4. Caldwell, S. H. "Switching Circuits and Logical Design."
5. S. G. S. Fairchild, Application Reports and Micro-logic Handbook.
6. Earle, J. "Boolean Algebra Fails to give the Right Answers," *Electronic Design*, 7th Dec. 1964, p.34.
7. Henly, H. R. "Logic Without Tears," *W. W.*, Feb. 1965.

Keeping the Radio Peace

CENTENARY OF THE INTERNATIONAL TELECOMMUNICATION UNION

ALMOST as soon as wireless telegraphy proved itself to be a practical means of communication the need for rules and regulations became evident; clearly, anarchy would lead to chaos. Apart from that, the new form of telegraphy might well constitute a threat to established state monopolies in communication. So it was that quite early in the present century many countries enacted laws to control radio. The first British Wireless Telegraphy Act was passed in 1904. Even before then, as ranges of signalling increased rapidly from tens to hundreds of miles, it became obvious that domestic control was not enough. In 1903 the German government called a conference to undertake preliminary studies for the international regulation of radio. This was largely by way of protest against the refusal of Marconi-controlled stations to communicate with other "systems." Delegates from nine nations attended. Though little was actually accomplished, useful groundwork was done for the first real international conference, held in Berlin in 1906.

Fortunately, machinery for co-operation in radio communication between the nations already existed, almost ready made, in the form of the International Telegraph Union. For 41 years the I.T.U. had proved itself to be highly successful in organizing the exchange of telegraphic and later telephonic communications across national frontiers.

"Semaphore to Satellite"

This year the I.T.U. celebrates its centenary and, to mark the occasion, has issued a lavishly illustrated book* on its wire and wireless activities over 100 years, with short histories of the various forms of communication. The I.T.U.'s Centenary Conference opened in Geneva on 14th September.

Apart from its more serious content and the great historical value of the excellently reproduced illustrations, the book throws light on many lesser happenings in international communication history. For instance, few of us will know that Britain did not qualify for admission to the Union when it was formed in 1865; her telegraph system was then privately owned. She joined in 1871, after the telegraphs had been nationalized by Disraeli. The U.S.A. did not adhere to the Convention until 1932 though she had been a kind of honorary member long before then. Her earliest radio laws, passed many years after those of the other great nations, were largely in conformity with I.T.U. principles. Naturally, a fair amount of space is given in the book to successive radio conferences. The first, that held in Berlin in 1906, was in some ways the most significant of all as it set the pattern for the future international use of radio for the benefit of all. Frequencies were allotted for specific uses and rules were framed for procedure and priorities in the exchange of telegrams. Delegates from 29 countries attended and they agreed that the I.T.U. should act as the central administrative organ.

Frequency allocation was then a delightfully simple matter; anyone could carry the complete list in his head. The

mercantile marine and coastal stations were given 500 and 1,000 kc/s; the band 188-500 kc/s was reserved for "services not open to public correspondence" (which meant mainly naval and military stations) while frequencies below 188 kc/s were for long-distance point-to-point services. These regulations came into force in 1908 and so were those current when *Wireless World* started publication.

The next conference, meeting in London in 1912, was held under the shadow of the *Titanic* disaster and so was concerned largely with measures for increasing the safety of life at sea. No very significant changes in frequency allocations were made, though radio beacons were allowed to use frequencies above 2,000 kc/s. There was so far no shortage of channels, though what was to prove the most difficult of problems began to loom over the horizon. At about this time Mr. Winston Churchill, First Lord of the Admiralty (probably briefed by Admiral Jackson), pleaded in Parliament for haste in setting up the stations of the proposed "Imperial Chain"; otherwise there might be no channels available. And he may well have been right; allowing for the great spread of the spark transmitters envisaged for that grandiose but (perhaps fortunately) still-born scheme, there was not over-much room in the band of wavelengths "within the limits of 17,000 and 50,000 feet" as specified for the proposed stations.

Due to the First World War, there was a big gap until the next conference, that in Washington in 1927, which is rightly described in the centenary book as "the first of the modern telecommunication conferences." Many new developments had arisen, among them valves, radio telephony, broadcasting and world-wide h.f. communication. The range of frequencies now allotted was from 10 kc/s to 60 Mc/s. To cope with the vastly increased complexity of the I.T.U.'s task the International Radio Consultative Committee (C.C.I.R.) was now set up. Its function was "to study technical and operating questions relating specifically to radio communications and issue recommendations on them." There are now no fewer than 14 C.C.I.R. study groups. From the start, propagation has always been prominent and the subject is always under review to help towards solving changing radio problems. Noise of all kinds is equally fundamental and there is close collaboration in its study between the C.C.I.R. and the International Radio Scientific Union (U.R.S.I.).

I.T.U. organization

Subject matter of subsequent conferences became too complex for even a brief survey here, but some of the decisions produced profound changes in the I.T.U. itself. In 1932 wire and wireless, sinking old rivalries, came together; the I.T.U. became the International Telecommunication Union and joint committees were set up. In 1947 the I.T.U. became a specialist agency of the United Nations. Sweeping changes were made and it was constituted as a truly international body with no national obligations. Hitherto the staff had been Swiss, appointed by the Swiss government. The Union's permanent Bureau had been set up in Berne as long ago as 1868 in order to distribute statistical and tech-

(Continued on page 525)

* "From Semaphore to Satellite." Pp. 343; 365 illustrations. International Telecommunication Union, Place des Nations 1211, Geneva 20, Switzerland. Price 40 Swiss francs.

nical information to members. Now, according to the latest figures available, there is a permanent I.T.U. staff of 142 persons—they might be called international civil servants—drawn from 36 different countries. The Bureau moved to new headquarters in Geneva in 1962.

As might be expected, the Union suffers under the curse of Babel. Its "working" languages are French, English and Spanish, with French as the "authentic" language in cases of dispute. Chinese, English, French, Russian and Spanish are classed as "official" languages. In the early days all the radio publications were in French only.

To cope with fluctuating monetary exchange rates the I.T.U. has had to devise its own notional currency unit for the settlement of international terminal and transit charges for traffic. This is the "gold franc" defined as consisting of 10/31 gram of gold of purity 0.900.

"Undoubtedly the toughest and most intractable problem which has confronted the I.T.U. during the second half of its first 100 years of existence has been the allocation, assignment, registration and orderly use of radio frequencies." It was to provide improved machinery for solving this problem and clearing away the chaos of the Second World War that another offshoot of the I.T.U., the International Frequency

Registration Board (I.F.R.B.) was set up in 1947. The Board, with 11 elected members of different nationalities, has a semi-judicial function in securing immunity from interference for duly registered stations.

Space communication has of late been one of the concerns of the I.T.U. It was in 1959 that a study group of the C.C.I.R. began to study these special problems. Frequency bands totalling over 6,000 Mc/s have now been allotted to the various space services, either on a shared or exclusive basis. A frequency (20.007 Mc/s) has even been allotted for distress calls from space vehicles. The band 1400-1427 Mc/s has been freed for exclusive world-wide use in radio astronomy.

One of the avowed aims of the Union is "to harmonize the action of the nations" in working towards the better use of telecommunication channels. To have achieved that aim in a world of increasingly prickly nationalism, in which broadcasting and communication services are almost national status symbols, is a matter for legitimate self-congratulation—especially as there are now over 120 member nations of the I.T.U. Judging by the fact that during the whole of its 100-year history not a single member has ever resigned, the Union may justly claim to have succeeded. H. F. S.

Books Received

Worked Examples in Electronics and Telecommunications, Vols. 1 and 2, by B. Holdsworth and Z. E. Jaworski. The first two of four volumes which together will cover the syllabus in preparation for the B.Sc. final examinations in electronics and electrical engineering as well as the graduation examination of the I.E.E. Volumes 1 and 2 together cover the syllabus of Pt. II electronics and a portion of Pt. II electrical theory and measurement. The authors have used actual examination questions from the past few years, and in preparing the answers have outlined basic principles before giving a general solution. Vol. 1 "problems in electronics" deals with 70 problems under the headings general circuit theory; coupled circuits; electron ballistics; valve parameters and equivalent circuits; voltage amplifiers; power amplifiers; oscillators and valve non-linearities; and power supplies and filters. Vol. 2 "problems in electronics theory and communications" deals with 47 problems under electric and magnetic field theory; transmission lines; electro-acoustics; transients; harmonics; and illumination. Vol. 1, pp. 209; Figs. 121. Price 25s. Vol. 2, pp. 134, Figs. 71. Price 22s. 6d. Iliffe Books Ltd., Dorset House, Stamford Street, London, S.E.1.

Dictionary of Electronics, Communications and Electrical Engineering. Volume II German-English, edited by H. Wernicke. The author is head of the translating department of the West German company of Rohde and Schwarz. Volume II contains approximately 66,000 words (6,000 more than the English-German volume issued previously), and includes not only the English equivalents of German words but also of abbreviations. Pp. 576. H. Wernicke, 8024 Deisenhofen, Munich. Available in U.K. price 56s. from Avey Electric, South Ockendon, Essex.

Electronics Buyers' Guide. The 1965 edition of this comprehensive and invaluable directory of the American electronics industry consists of three sections:— a 450-page buyers' guide with over 3,600 product headings (from abrasives to zirconium); an alphabetical index to manufacturers and their branch offices and, in some cases, overseas agents; and 400 pages of manufacturers' announcements. It weighs 5½lb! Pp. 1338. Issued free to subscribers to *Electronics*. McGraw-Hill Publishing Inc., 330 West 42nd Street, New York.

The Dynamics of Linear and Non-linear Systems, by P. Naslin. An English edition, translated by the author, of the original book "Les régimes variables dans les systèmes linéaires et non linéaires." Intended for electrical, mechanical and control engineers, the work is an exhaustive, detailed analysis of control systems. In the introduction, the system concept and general properties of linear and non-linear systems are defined. Graphical and numerical methods of analysis follow, demonstrating the analogies between different types of system. Further deeper analysis employs transform methods, stability and damping criteria, phase-plane and phase-safe topological methods, and numerical and graphical computation of transients. Pp. 586; nearly 520 Figs. Price £5 5s. Blackie & Sons Ltd., 5 Fitzhardinge Street, Portman Square, London, W.1.

Television Engineering & Television Electronics, edited by P. Neidhardt. A technical dictionary in four languages—English, German, French and Russian—listing approximately 3,500 terms used in television and electronic technology. Linguistic cross referencing of the terms has been made by dividing the book into four language sections. The terms are first printed in the language of the section and then followed by the three translations. Pp. 340. Price £7. Pergamon Press Ltd., 4 and 5 Fitzroy Square, London, W.1.

Design and Construction of Transistor Superhets, by R. H. Warring. Intended for amateur-radio enthusiasts, the book is essentially practical in treatment. After a simple introduction to the principles of the superhet, an explanation of transistors and printed circuit assemblies is given. Stages of the superhet are then covered in more detail prior to a description of professionally designed circuits. The final chapters deal with constructor kits, testing and alignment. Pp. 104; Figs. 70. Price 17s 6d. Museum Press Ltd., 26 Old Brompton Road, London, S.W.7.

The Elements, by S. Ruben. A short, well arranged reference book of interest to both students and engineers, detailing the chemical and physical constants of 103 elements. Although not applicable to each element, 23 constants are covered, and each element is presented on an individual page. Price 15s. W. Foulsham and Co. Ltd., Yeovil Road, Slough, Bucks.

NEW PRODUCTS

MARINE ECHO-SOUNDER

THE latest addition to the Marconi International Marine Company's range of echo-sounders is the Contour, a precision instrument giving a resolution of up to 0.2 in/ft. The new recorder uses a servo-controlled ceramic pen, heated by a 6V coil, and which writes on heat-sensitive recording paper.

A linearly-increasing voltage (with time) provides a voltage proportional to depth and this is quantized and applied to an integrator which allows only the strong seabed echoes to register and ignores weak echoes from fish, etc. The desired signals are then passed through a d.c. chopper amplifier to a phase-shifting stage. The phase-shifted signal and a local reference signal are then fed to a two-phase motor, in a balanced bridge, which drives the pen.



The transmitter provides about 1 kW peak power at about 50 kc/s and pulse duration is 200 μ s, 1 ms or 2 ms, depend-

ing on the range of operation. Soundings can be made at the rate of 40 to 100 per minute. The three depth ranges are 2.5-30 ft, 2.5-30 fathoms and 25-300 fathoms, and the range in use is indicated automatically at the recorder. The recording paper is 7 in wide and maintains a constant speed of 0.5 in/min, giving 24 hours recording time from one roll of paper, which incidentally has an indefinite shelf life.

The four MIMCO "Contour" recorders shown in the illustration are installed aboard Shell's *Philine* tanker giving fore, aft and two amidships depth soundings, in order to obtain a clearer picture of hull clearance in very shallow water. The recorders operate simultaneously down to 18 in at 100 soundings/min and a resolution of 0.2 in/ft. A sounding taken on board the *Philine* as she approaches one of her berths is illustrated below.

The address of the Marconi International Marine Co. Ltd. is Eletra House, Westway, Chelmsford, Essex.

WW 301 for further details



equipment systems components



COMMUNICATIONS RECEIVER

DESIGNED for general purpose telephony, telegraphy and facsimile reception in the 13 kc/s to 28 Mc/s range is the R408 communications receiver from Redifon Ltd., of Broomhill Road, London, S.W.18. Transistors are used throughout this set, which has been type approved by the G.P.O. and is suitable for marine use. Fourteen switched ranges are provided to give continuous coverage and an extra position is included on the waveband switch to bring in the pre-tuned 500 kc/s marine distress and calling frequency.

For frequencies below 650 kc/s, the intermediate frequency is 80 kc/s and above this double conversion is employed. While the second i.f. remains constant at 80 kc/s, the first changes as the signal frequency increases; starting at 470 kc/s, then 1.5 Mc/s and finishing at 4.5 Mc/s. The modes of operation include a.m., c.w., s.s.b. (pilot or suppressed carrier) and i.s.b. (switch selection of upper or lower sidebands).

A feature of the R408 is that the a.g.c. system is selectable, with delay times of up to 10 seconds and attack times of up to 5 milliseconds. Minimum times are 1 second and 100 msec respectively. Another feature is continuously variable bandwidth, from 800 c/s to 8 kc/s for a.m. and c.w. working and from 800 c/s to 4 kc/s on s.s.b. For c.w. the bandwidth can be narrowed by means of a crystal filter which reduces it to 160 c/s. Audio, line i.f. and a.g.c. outputs are provided.

The standard R408 will operate from either 100/125 or 200/250 volt a.c. (50/60 c/s) supplies. Also available is a version for 24 volt d.c. operation, and an adaptor to allow this version to be driven from either 110 volts or 220 volts d.c.

WW 302 for further details

CRYOGENIC MICROWAVE CIRCULATOR

ABLE to operate at temperatures as low as that of liquid helium, the new cryogenic stripline circulator developed by the Marconi Company, of Chelmsford, should be of interest to those designing low-noise amplifiers for satellite receiving systems.

The circulator is a four-port device suitable for use in the frequency range 3.6 to 4.3 Gc/s with possibilities of use at even higher frequencies. It employs a ferrite material whose cryogenic properties are similar to those of normal ferrite at room temperature. Excellent results have been obtained from this material over a wide range of low temperatures, including liquid helium (-269°C) and liquid nitrogen (-196°C). It will also operate at room temperature at reduced performance. This feature is worth noting as the equipment may be tested before refrigeration, and of course operated at reduced performance should the refrigeration plant break down while in service.

WW 303 for further details



Frequency to D.C. Converters

A RANGE of frequency detectors covering 0 to 50 c/s to 0 to 20 kc/s (nine different ranges, and units to cover higher frequencies to special order) is being offered by the Seminole Division of Airpax Electronics Incorporated, of Fort Lauderdale, Florida. These units, known as Magmeter detectors, provide a d.c. output directly proportional to input frequency and have a quoted accuracy of better than 0.25% on frequencies up to 100 kc/s. The standard output



is 0 to 1 mA into a 325 Ω external load (internal output resistance is approximately 5 k Ω).

Three different versions are available to cater for valve circuits and 12 or 24-volt transistor circuits. Each version is available in either an octal plug-in base or a "bolt-down" $1\frac{1}{2} \times 1\frac{3}{4} \times \frac{1}{2}$ in case. The height of the octal unit is $1\frac{1}{4}$ in.

WW 305 for further details

AUTOMATIC WEATHER CHART RECORDER

ALTHOUGH designed for shipborne installations, the D-900-T series of automatic weather chart recorders made by Muirhead is also suitable for small airfields and airstrips. The recorder comprises a radio receiver, f.m./a.m. converter and facsimile unit.

Any eight of the many World Meteorological Organization's Radio-Fax transmissions in the frequency

range 1.5 to 25 Mc/s may be received once the pre-tuned r.f. units and crystals have been fitted. An adjustable beat frequency oscillator and a monitoring oscilloscope are incorporated to allow the operator to check that the correct frequency is being obtained (and maintained) from the f.s.k. transmissions.

The equipment is semi-automatic, the helix speed and index of co-operation (product of the drum diameter and number of lines per inch) being selected manually prior to recording. The equipment will then start and stop automatically on receipt of the appropriate W.M.O. control signals, but can be controlled manually by the operator if required. Recording is on standard 200 ft rolls of 9-in Mufax electrosensitive paper.

Brief details from the specification include helix speeds of 60, 90 and 120 r.p.m.; scanning density of 98 or 196 lines/in; and power consumption of 100 watts. The D-900-T operates from 105/125 or 200/240 volt, 50/60 c/s supplies.

The address of Muirhead & Co. Ltd. is Beckenham, Kent.

WW 304 for further details



D.C. Inverters

A RANGE of d.c. to a.c. inverters has been introduced by Synchro Developments (London) Ltd., of Dover Street, W.1. Known as the Porta Power range, it offers square wave outputs of 110, 240, 260 and 280 volts. Power ratings of 200, 500, 750 and 1,000 VA, are quoted for input voltages of 12, 24, 36 or 50 volts d.c. respectively.


Manual and automatic units are available, the latter incorporating self-operating changeover relays. The output frequency is within $\pm 2\%$ of 50 c/s.

WW 306 for further details



Audio Response Unit

NINE separate controls are provided on the Astronic A1646 a.f. response unit from Associated Electronic Engineers Ltd. and allow the level of audio signals to be varied in octave steps (in multiples of two) from 40 to 10,240 c/s. Each of the nine controls is continuously variable and allows adjustment of +13 dB to -13 dB. On the standard model, the octave controls are illuminated and



their settings are displayed in graphical form above the controls on the front panel.

At 0 dB level the input and output impedances are 600 Ω , with zero insertion loss. The overall response is within ± 2 dB from 20 c/s to 20 kc/s and the noise level is quoted as -60 dB. Overload level is +18 dBm. An "in-out" switch and an overall gain control is provided.

The standard model is housed in a metal case designed for bench use. Other models are available for rack mounting and with alternative input and output arrangements. The price of the standard model, the A1646, is £66. The company's address is Dalston Gardens, Stanmore, Middx.

WW 307 for further details



Harmonic Distortion Meter

INCLUDED in the Model IM-12U harmonic distortion meter from Daystrom Ltd., of Gloucester, is a valve voltmeter section comprising a twin triode amplifier with negative feedback. It has four ranges from 0-1 to 0-30 volts.

The distortion meter has five ranges (0 to 1%, 3%, 10%, 30% and 100% full scale) and an accuracy of $\pm 5\%$ plus 0.1%. The additional 0.1% is added to cover any hum, noise and distortion in the instrument itself.

The instrument indicates the residual components of the signal under test after the fundamental frequency has been removed as a percentage of the signal. In addition to harmonics, the residual signal contains any hum and noise present on the test signal at all frequencies in the audio range. The frequency coverage of the instrument is from 20 c/s to 20 kc/s, in three ranges.

This Heathkit instrument is available in kit form priced £24 15s. Assembled the price is £34.

WW 310 for further details


GERMAN SOLID TANTALUM CAPACITORS

A RANGE of solid tantalum capacitors made by Standard Elektrik Lorenz, of West Germany, have recently been introduced into the United Kingdom by Standard Telephones and Cables Ltd., an associate company. The capacitance range offered is from 0.1 to 50 μ F, with working voltages from 3 to 35 V d.c. Capacitance tolerance is -20% to +50% and temperature range is from -40°C to +85°C.

The internal construction of the new series is similar to the established DEF 5134 patterns, but the capacitors are dipped in a moisture-resistant resin to give added mechanical protection. These capacitors are available from S.T.C.'s Capacitor Division, Brixham Road,

Paignton, Devon, or the London Sales Office, Footscray, Sidcup, Kent.

WW 308 for further details



PORTABLE DUAL-TRACE SCOPE

INTRODUCED primarily for the field service engineer of high-speed, solid-state computers is the Type 453 dual-trace oscilloscope from Tektronix U.K. Ltd., of Beaverton House, Station Approach, Harpenden, Herts. This instrument has a 50 Mc/s bandwidth and uses a new Tektronix four-inch tube which provides the high writing rate and brightness required when used under high ambient light. Ten 0.8 cm divisions appear on the graticule.

Maximum dual-trace sensitivity is 20 mV/div at 50 Mc/s, 5 mV/div at 40 Mc/s, and the channels may be cascaded to obtain 1 mV sensitivity at 25

Mc/s, single-trace. Facilities are provided to delay signals for the viewing of the leading edge of the triggering waveform.

Horizontal deflection facilities include calibrated sweep delay, which is particularly useful when measuring pulse-to-pulse intervals, the amount of jitter on any train of pulses, time differences and phase angles. Calibrated sweeps extend from 5 sec/cm to 0.1 μ sec/cm, with a 10X magnifier extending the fastest sweep to 10 nsec/cm.

This instrument measures $19 \times 10\frac{1}{2} \times 6\frac{1}{2}$ in and weighs 28 lb.

WW 309 for further details

Tantalum Electrolytics

THE "Castanet" range of tantalum electrolytic capacitors available from the dielectric and magnetic division of Plessey-UK Ltd., Towcester, Northants, has been extended by the introduction of the Type S which has specified impedance figures for capacitance values above 0.33 μ F, and is marketed in four case sizes A, B, C and D. Maximum impedance limits for the case sizes are, respectively: 5 $\Omega + X_c$; 2 $\Omega + X_c$; 1 $\Omega + X_c$ and 0.5 $\Omega + X_c$, where X_c is the calculated reactance at 100 kc/s for the nominal capacitance value. It should be noted that the impedance limits obtained by the direct addition of the real and reactive terms comply with the requirements of the proposed S.B.A.C. specification for high-quality solid tantalum capacitors.

WW 311 for further details

Low-Leakage Diodes

THREE new series Sylvania silicon-alloy diodes (D6623, D6624 and D6625) are being offered by Thorn-AEI Radio Valves and Tubes Ltd., of 155 Charing Cross Road, London, W.C.2. These diodes have been introduced for use in military and industrial computers and have very low current leakage characteristics—at a reverse voltage of 175 V, the D6625 measures 5 nA and the "A" version of this type only 1 nA. The first example shows an improvement of five times over currently available types and the latter 25 times.

Another feature of the new diodes, due to a new manufacturing process, is that they are suitable for high temperature work in general purpose applications.

WW 312 for further details

Magnetic Switch

POWER handling of up to three amps at 120 volts is claimed for the new hermetically sealed magnetic switch developed by Sylvania Electric Products Incorporated, U.S.A. The normally closed contacts operate in a complete vacuum, making the unit suitable for use in places where arcing must not occur. Switch speed is quoted as 4 milliseconds and the operating temperature range from -54°C to $+200^{\circ}\text{C}$.

The dimensions of the switch are $1\frac{1}{2}$ in long by $\frac{1}{8}$ in diameter. Any electromagnet with a minimum of 250 amp-turns will operate the switch, but the suggested reference magnet is Alnico V: $1.25 \times 0.522 \times 0.158$ in.

These magnetic switches are available in the United Kingdom through Thorn Special Products Ltd., Great Cambridge Road, Enfield, Middx.

WW 313 for further details



TWO-PEN RECORDER

TWO pens independently controlled in the left-to-right direction and synchronized in the top-to-bottom axis are fitted to the $x-y_1-y_2$ recorder Model 2FA



from the Moseley Division of the Hewlett-Packard, of Dallas Road, Bedford. This recorder is a bench-type instrument and has a plotting area of

11 by 17 in. There is a 0.1 in horizontal separation between the pens attached to the moving arm (seen in the illustration) to allow the pens to cross. An additional pen may be added to this instrument to produce identification marks at significant points in a recording.

Each axis of the 2FA has 11 calibrated d.c. input ranges with sensitivities from $500 \mu\text{V}$ per inch to 50 volts per inch travel. The four most sensitive ranges may be converted for potentiometric input, should this facility be required. Input resistance on all calibrated ranges is $1 \text{ M}\Omega$ at null point.

A five-range timebase is provided giving sweeps from 0.5 seconds per division to 50 seconds per division; which represents full sweep speeds of 7.5 to 750 seconds. An accuracy on all ranges of 2% is quoted for this instrument, which is priced at £1,293.

WW 314 for further details

Portable Spot Welder

INTENDED for electronic and general laboratory applications the Electro-Magnetics "Porta-Weld" hand welding gun weighs less than $2\frac{1}{2}$ lb. The gun contains an adjustable fingertip force control and a range of accessory tips is available. The resistance welding apparatus may be used to weld steel wire 0.002 in dia., 20 a.w.g. tinned copper or larger sizes of higher resistance metals. Energy is provided by charged capacitors and a joulemeter is incorporated to enable energy levels of

up to 100 joules to be pre-set.

Ni-Cd batteries may be used with the welder and will allow up to 1,000 welds, depending on welding time, without recharging. A recharging facility is provided on the standby function of the power supply unit. The power unit weighs 12 lb.


The welder is available from the Export Department of EMEC Inc. of 160 Terminal Drive, Plainview, Long Island, New York.

WW 315 for further details

POLYESTER CAPACITORS

TWO new ranges of metallized polyester capacitors have been introduced by LEMCO. (London Electrical Manufacturing Co. Ltd., Bridges Place, Parsons Green Lane, London, S.W.6.) The ranges differ in size and finish, one being fully moulded and the other resin insulated. The moulded variety incorporate an anti-moisture trap in the capacitor base. Wire leads are solder coated and the capacitors stabilized by heat treatment.

A range of values based on the preferred logarithmic scale is available with standard tolerances of $\pm 5\%$, $\pm 10\%$ and $\pm 20\%$ in values from $0.01 \mu\text{F}$ to $0.22 \mu\text{F}$. Direct working voltage is 160 V and temperature range is -55°C to $+85^{\circ}\text{C}$. At $+20^{\circ}\text{C}$ the insulation




resistance is $300 \text{ G}\Omega$ and the power factor at 1 kc/s is less than 0.0075.

WW 316 for further details

INTEGRATED CIRCUIT HOLDER

SPECIALLY designed to accept integrated circuits in eight-lead TO-5 encapsulations is the Model S8 connector from Ferranti Ltd., of Kings Cross Road, Dundee, Scotland. Although primarily intended for use on printed circuit boards, this connector has been found particularly useful in prototype work where equipment is still under development.


The Model S8 connector is moulded



in glass-filled nylon and its eight beryllium copper contacts have a 0.0002 in (5 μ) thick gold plating. To facilitate correct insertion, a projection is provided on the rim of the body of the connector to which the tongue of the TO-5 is aligned.

Contact resistance, including 10 m Ω contributed by the leads of the integrated circuit, is in the order of 40 m Ω and insulation resistance is quoted to be 10kG Ω . Self inductance of each contact is 0.001 μ H and capacitance between adjacent contacts is 0.2 pF. Insertion force is 600 gm and temperature range is -55°C to +120°C. The weight of the S8 connector is only 1 gm.

WW 317 for further details



POWER SUPPLY UNIT

A REGULATED power supply, designated Model 780, is available from Precise Electronics and Development Corp., Long Island, New York. This unit supplies two continuously variable direct regulated voltages of 0 to +400 V (ripple less than 3 mV r.m.s.) and 0 to -150 V. Output levels are set by the adjustment of two front-panel controls. A maximum current of 2 mA can be drawn from the negative supply but load current from the positive supply is specified at half and full values of output voltage, i.e., at 200 V, a continuous current of 100 mA or intermittent current of 150 mA is available; at 400 V continuous current is 150 mA. Regulation up to 100 mA is better than 0.3% or 0.3 V (whichever is greater). Two 6.3 V a.c. supplies—one centre-tapped—rated at 3 A each are also available and can be interconnected to provide either 6.3 V at 6 A or 12.6 V at 3 A. All output connections from the unit are made by terminals on the front panel, and voltage and current can be monitored on separate meters. The dimensions of the unit are 9 \times 14 $\frac{1}{2}$ \times 7 $\frac{1}{2}$ in.

WW 319 for further details

Thermal Wire Strippers

TWO new thermal wire strippers have been added to the Adamin range of soldering equipment produced by Light Soldering Developments Ltd., of 28 Sydenham Road, Croydon, Surrey.

Basically the two units are similar, but differ in wattage ratings. The Model 2B24 has a power consumption of approximately 50 watts and is specifically designed for p.t.f.e. work, while the Model 2B6 has a lower power rating and is suitable for use on p.v.c. and similar materials.

As can be seen from the illustration, the strippers can be operated by one hand. Two or three seconds should be allowed for the stripper to soften the covering to be removed. Heating is by means of an element in the shaft of each limb; directly beneath the blade unit.

Model 2B24 is available for 24 volts only and the Model 2B6 is suitable for operation from either 12 or 24 volts.

The price of the 2B24 is £3 15s and the 2B6 is £3 10s. Three step-down transformers are offered. The MT24 costs £3 15s and is suitable for both models; the LT12 and LT24 each cost £2 2s and are suitable for the 12 and 24 volt versions of the 2B6.

WW 318 for further details



High-temperature Furnaces

VERTICAL high-temperature furnaces have been added to the Johnson, Matthey range of laboratory furnaces. There are eight models, four with a maximum temperature of 1,350°C, the remainder operating at temperatures up to 1,500°C. Four diameters of furnace are offered ranging from 1 $\frac{1}{4}$ to 2 $\frac{1}{2}$ in.

Each furnace has two thermocouples for use with a temperature controller and an over-temperature protection device. The thermocouples are embedded in the refractory, leaving the furnace chamber completely unobstructed. The overall dimensions vary according to model, the smallest being 21 $\frac{3}{4}$ \times 12 $\frac{1}{2}$ \times 11 $\frac{1}{2}$ in and the largest being 26 $\frac{3}{4}$ \times 18 $\frac{3}{4}$ \times 18 in. They all operate from a single phase 105 volt a.c. supply.

Johnson, Matthey & Co. Ltd. are at 73-83 Hatton Garden, London, E.C.1.

WW 320 for further details

INFORMATION SERVICE FOR PROFESSIONAL READERS

To expedite requests for further information on products appearing in the editorial and advertisement pages of *Wireless World* each month, a sheet of reader service cards is included in this issue. The cards will be found between advertisement pages 16 and 19.

We invite professional readers to make use of these cards for all inquiries dealing with specific products. Many editorial items and all advertisements are coded with a number, prefixed by WW, and it is then necessary only to enter the number(s) on the card.

Postage is free in the U.K. but cards must be stamped if posted overseas. This service will enable professional readers to obtain the additional information they require quickly and easily.

Wideband Output Pentode

THE output capacitance of the special quality amplifier pentode EL5070 from Mullard's is only 2.9 pF. This represents a reduction in output capacitance of 25% on the E55L, upon which it is based.

The reduced output capacitance, which gives an improved gain-bandwidth product, has been achieved by redesigning the internal structure and using a top-cap anode connection instead of a base pin; as in the E55L. This feature has been found particularly useful when the valve is used in oscilloscope deflection



amplifiers as the lead between the anode and c.r.t. can be kept short resulting in an overall improvement in performance.

At an anode current of 50 mA, the mutual conductance of the EL5070 is 45 mA/V. This high slope has been obtained by using a frame-grid technique for both the control-grid and the screen-grid. Other characteristics of this valve include 10 W anode plate dissipation (maximum), anode voltage of 125 V and current of 50 mA, screen grid dissipation of 1.5 W (maximum), and a screen voltage of 125 V and current of 5.5 mA.

At present, the EL5070 is only available in sample quantities from Mullard House, Torrington Place, London, W.C.1.

WW 321 for further details

Ultrasonic Generators


A SERIES of Soniclean automatic generators comprising Types 1190, 1192 and 1193 have now gone into production at Dawe Instruments Ltd. These supplement the Type 1191, which was announced in the March issue.

WW 322 for further details

MICROWAVE MODULATION OF LIGHT

TWO microwave light modulators for coherent and incoherent light beams are now available from Sylvania International, a division of General Telephone and Electronics International S.A. of Switzerland. These are the SYO-4470 for modulation at S-band frequencies and the SYO-4460 (illustrated) for X-band frequencies. Modulators for L-band and C-band frequencies have been available for some time.

The linear electro-optic effect in a potassium dihydrogen phosphate (KDP) crystal bar is utilized in these units. An electric field applied parallel to the long optical axis varies the indices of refraction for axes 45° either side of the perpendicular. The electrical field is developed within a cylindrical microwave cavity, along the centre of which is suspended the KDP crystal. Adjustable input and output light polarizers and a quarterwave plate are built into the modulators. Through setting these in different combinations it is possible to amplitude, frequency or phase modulate light beams. It is also possible,



after modification, to adapt for s.s.b.

Used in conjunction with the Sylvania series of microwave photo-travelling-wave tubes for the detection of modulated light, it is possible to build a complete microwave communications system with laser light as the transmission medium.

The address of Sylvania International is 21 rue du Rhône, Geneva, Switzerland.

WW 323 for further details

A.C. to D.C. Converter

CONVERTING a.c. voltages linearly into d.c. voltages, the Model 710A from Ballantine Laboratories, of Boonton, U.S.A., should be of interest to owners of digital voltmeters. This instrument will accept a.c. voltages from 1 mV to 1 kV (in decade steps) at any frequency between 30 c/s and 250 kc/s. Accuracy of conversion is claimed to be better than 0.25% from 1 mV to 250 V at mid-band frequencies (50 c/s to 10 kc/s). Accuracy deteriorates to 1.25% as the frequency band increases and voltage increases (250 to 1,000 V).

The d.c. output, which varies from 1

to 10 volts, is proportional to the average value of the input waveform for sine waves and distorted waveforms with up to 30% total distortion, and has an impedance of approximately 25 kΩ. Input impedance is 2 MΩ shunted by 15 pF, except on the 1 mV to 10 mV range where the shunt capacitance is 25 pF.

Priced at £230 excluding duty, the Model 710A is available in the United Kingdom through Livingston Laboratories Ltd., of 31 Camden Road, London, N.W.1.

WW 324 for further details

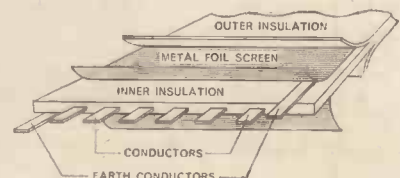
FLEXIBLE MULTIWAY CABLE

ABOUT the thickness of a postcard, the new flexible multiway cable called Biccastrip, consists of flat rectangular conductors positioned side by side and hermetically sealed in polyester resin insulation.

A range of screened, semi-screened and unscreened cables is now available from British Insulated Callender's Cables Ltd., of 21 Bloomsbury Street, London, W.C.1. The screened versions of Biccastrip employ rolled copper foil embedded in insulation above and below the main conductors with earth con-

tinuity conductors at the sides in contact with the foil (as can be seen in the illustration). The foil is on one side only of semi-screened cables.

WW 325 for further details



"Science appears as what in truth she is

EACH of us, I suppose, has a pet hobby-horse upon which he is wont to ride at the slightest excuse, or even with no excuse at all. As a rather way-out instance of this, a friend of mine is absolutely convinced that there is a correlation between the taking of baths and scientific inspiration. He says that ever since the day when Archimedes sprang starkers from his tub and hared through the assembled populace yelling "Excelsior!" (or whatever it was) the bath has been the traditional home of deep thinking.

He (my friend, not Archimedes) has not been content to let the matter rest within the realm of mere opinion. He has prepared graphs which he believes prove his point. One curve, plotted through from pre-Roman times to the end of the nineteenth century, shows the vicissitudes of the bath-taking habit over the centuries, while a second, drawn to the same time-scale, purports to give the fat and the lean periods of discovery in science. My friend is not too specific as to how his data are prepared, but I do know that prolonged periods at the British Museum and much intricate work with a slide rule are essential adjuncts—and these are two institutions with which one does not argue lightly. And, although I am not wholly convinced of the validity of the comparison, common fairness compels me to admit that the two graphs follow astonishingly parallel paths.

They clearly prove (asserts my friend) that it was the Roman addiction to baths which made them so great as engineers and so clever at conquering countries. And he points with pride to where both curves take a sharp dip at the period when the legions got thoroughly fed-up with the British climate and pulled out. Between that time and the sixteenth century the troughs are deep indeed; then both tend to rise until they reach the maxima toward the end of the nineteenth century.

"Sought out many inventions"

Naturally, I have pointed out that the Victorians were not noted for their fondness for baths, but he believes that he has the answer to that one. His researches have shown, he says, that in those days the young, instead of being permitted to chew Purple Hearts and tomcat around the territory on motor-scooters, were religiously dunked in cold tubs by their elders (and at very frequent intervals, too) in order to subdue the desires of the flesh. The net result was that at every available opportunity the young Victorians would dash off to the potting shed and invent things right, left and centre. They had to do something or burst. Or so my friend says.

I mention all this because it is relevant to the desperate predicament in which I now find myself. My statistically minded acquaintance is anxious to bring his graphs up to date as a prelude to delivering a learned paper upon the matter and he recently bludgeoned me into gathering data relating to the major electronic inventions of this century.

Now at the time of this coercion I must admit that neither of us had any doubts regarding the outcome, knowing as we did that (a) there are now far more bathrooms to the square rod, pole or perch than ever before and that (b) we are

Not as our glory and our absolute boast,
But as a succedaneum and a prop
To our infirmity."

The Prelude; Wm. Wordsworth

spending more millions of pounds on electrical research this century than our ancestors spent shillings during the previous nineteen. My *modus operandi* was simple and, I thought, foolproof. I merely sat down and made a note of the master inventions which we are accustomed to regard as of recent, or at least, of twentieth century origin, fully expecting to find the majority clustering in the period from 1939 onward when the research effort began to wax and grow exceeding fat. Alas! What a great setting forth on little horses!

Red herrings!

Sound broadcasting gave me my first jolt, for the first broadcast of speech and music occurred, not around 1920 as I was positive it had, but as long ago as 1906.

Television served me no better; the mechanical system, which consistently made the headlines as the marvel of the age in the 1920s and early 1930s, was, I discovered, invented in 1884, while the all-electronic system in use today was conceived by Campbell-Swinton in its essentials in 1908.

What is now known as radar was born in 1935. But Hertz was using centimetric waves in 1888 and was demonstrating that they could be reflected and refracted.

The cathode-ray tube in its present high-vacuum form dates from 1929, but the instrument was invented in 1897, nine years before the thermionic triode.

The semiconductor properties of certain metallic sulphides were demonstrated in 1874. Semiconductor diodes have, I found, been in use since 1906. Oscillating crystals, suspiciously like tunnel diodes, date from 1911. (In 1924-25 interest was resurrected in these and W.W. ran several articles dealing with the subject.)

The transistor is generally supposed to have been invented in 1948, but a cutting now in front of me—for which I am indebted to reader E.R.H. of Blackpool—gives details of what seems to be an n-p-n transistor which was patented in Canada in 1925.

The optical maser arrived in 1960 (Hurray! Success at last!) The snag is that the principle underlying the stimulated emission of radiation was stated by Einstein in 1917.

The transmission of telephony along a light beam goes back, I find, to 1878, when Graham Bell and Sumner Tainter not only took out patents and successfully demonstrated it, but in addition, are stated to have shown 49 other possible ways of doing it.

There were, I regret to say, many other similar red herrings; for example, facsimile transmission, and the tape recorder. I abandoned the former when I got back to a reference in 1847 and the latter when I discovered that it was one of the hits of the Paris Exhibition of 1900.

So, to cut a long story short, the 1965 end of my graph, apart from the innovation of integrated circuits, has little or no representation at all; it has taken an aversion to its companion curve in no uncertain manner, drooping woefully where it had been expected to climb.

You can see, I hope, something of the devilish situation in

which I have unwittingly landed myself. My friend—or, more correctly, my erstwhile friend—has laid the blame entirely at my door, charging me with *suppressio veri*, malice aforethought and grievous bodily harm to his precious theory. I hasten to make clear, however, that I am not nearly so much concerned with the dissolution of the bathtub hypothesis as with the thought that I have inadvertently let the side down by exposing modern electronics research to the charge that it has bred a race of improvers rather than originators.

Re-search or invention ?

In my less despondent moments I try to tell myself that research means re-search, and this is precisely what it is doing with success if one compares, for instance, the performance of the original Braun c.r.t. with its modern counterpart. But, lucrative as it has been to pick over the scrap-heap, the time must come when everything valuable has been removed, and then what? Research laboratories are as the sand on the seashore for multitude but does anyone know of the existence of an Invention Laboratory?

In the hope of disproving my findings, my sometime friend has carried out an investigation of his own into other branches of engineering with, it seems, not dissimilar results. He is now, I understand, trying to reconcile his wretched graphs on the Mohammed and the mountain principle by seeking to introduce a corresponding downward trend in his ablutionary curve. To this end he is investigating three possibilities, namely (a) that modern bathrooms are merely status symbols, not to be sullied by usage, (b) that impurities in the Victorian water supplies, like impurities in semiconductors, were responsible for making the whole thing work, or (c) that the secret lies in temperature difference, remembering the effete modern predilection for the hot bath in contrast to the spartan Victorian cold tub.

I can only say that (a) is a hypothesis that I personally would refuse to countenance at any price. If (b) is the solution, then it should be a fairly simple matter to restore the status quo by introducing the requisite number of tadpoles and other foreign bodies into the water mains.

My money, however, is on (c) which I consider holds fascinating possibilities. If this is indeed the correct answer, then we may well be on the brink of a major breakthrough in the field of significant invention. By cooling our leading scientists to liquid helium temperatures they should respond Maser-fashion to the treatment, with their respective signal-to-noise ratios improved out of all recognition.



THE HOUSE OF BULGIN AT YOUR SERVICE

SINGLE-POLE NEON FUSE-HOLDER

WHEN IT
BLOWS




IT
GLOWS

List No. D.F.826/V

Users of this model will find it invaluable in cases where time means money. When the fuse "blows," a neon lamp instantly "glows" enabling immediate location. Accepts $1\frac{1}{4} \times \frac{1}{8}$ in. fuses and can be used on mains of 100/125 V. or 200/250 V.

U.K. Pat. No. 930330, U.S.A. Pat. No. 1,132, 224.

OTHER POPULAR FUSE-HOLDERS



List Nos. F.296 & 297

List No. F.55

List Nos. F.155 & 156

List No. F.315



List No. F.119



List No. F.141



List No. E.S.2

A small selection is shown here from our large range of fuse-holders. Four panel-mounting types are illustrated in the top row including our new model, List No. F.315. The others are open and covered moulded fuse-holders for base mounting, together with List No. E.S.2 from our range accepting Edison screw fuses. Many different sizes of fuse are accepted by these models.

FUSES TO FIT ABOVE HOLDERS




List No. F.120



List No. F.160



List No. F.100



List No. F.286



List No. F.283/Rating



List No. F.90



List No. F.300/Rating

Illustrated above are seven models from our fully comprehensive range of fuses. These extend from normal mains-voltage fuses to delay fuses blowing on sustained overload, all available in many different sizes and ratings. Other types in our range include sub-miniature fuses for printed circuits, etc., and Edison screw types, shown by List No. F.160.

FOR FULL DETAILS SEE CATALOGUE 204/C

A. F. BULGIN & CO. LTD.,
Bye Pass Rd., Barking, Essex.
Tel: RlPpleway 5588 (12 lines)

MANUFACTURERS AND SUPPLIERS OF RADIO
AND ELECTRONIC COMPONENTS TO

ADMIRALTY	MINISTRY OF WORKS	B.B.C.
WAR OFFICE	MINISTRY OF AVIATION	G.P.O.
AIR MINISTRY	MINISTRY OF SUPPLY	I.T.A.
HOME OFFICE	RESEARCH ESTABLISHMENTS	N.P.L.
CROWN AGENTS	U.K.A.E.A.	D.S.I.R.

WW-121 FOR FURTHER DETAILS.

COMMERCIAL LITERATURE

"Hi Fi-Stereo" is the title of a 34-page brochure Telefunken have issued on their audio equipment, which ranges from record players to loudspeaker systems. Copies are obtainable from the Welmecc Corporation, 27 Chancery Lane, London, W.C.2.

WW 326 for further details

A "Selection Guide for Motorola Silicon Annular Transistors" is now available from the United Kingdom stockists of Motorola Semiconductor Products—Celdis Ltd., Trafford Road, Richfield Estate, Reading, Berks.

WW 327 for further details

Tape Recorder Maintenance Ltd. announce that their latest pre-packed spares catalogue is now available from 323 Kennington Road, London, S.E.11. It lists an assortment of fuses, plugs and sockets, connectors and drive belt sets.

WW 328 for further details

The latest catalogue and price list of Stomag potentiometers (Berlin) has been received from F. W. O. Bauch Ltd. of "Chaddlewood," Cockfosters Road, Cockfosters, Barnet, Herts. The 1965/66 edition outlines in 16 pages the complete range of potentiometers and variable resistors, which includes miniature, twin, ceramic, button-type and printed circuit potentiometers. Details of the available track-laws, power ratings, tolerances, dimensions and other relevant information are given.


WW 329 for further details

Also available from F. W. O. Bauch is a 16 page booklet describing Sonnenschein (Hessen) Dryfit dry accumulators and chargers. Characteristics of the range of batteries is presented along with six graphs.

WW 330 for further details

Three types of automatic code generators are described in Pamphlet 1428a obtainable from Barr and Stroud Ltd., of Caxton Street, Anniesland, Glasgow, W.3. These generators are capable of producing a short morse code message and of keying a radio transmitter.

WW 331 for further details



This signal source calculator is obtainable from Marconi Instruments Ltd., of St. Albans, Herts. Directions are given on the back for the conversion of volts to $\text{dB}\mu\text{V}$ or dBm in a given load; watts to dBm or $\text{dB}\mu\text{V}$ across a given load; volts to watts or $\text{dB}\mu\text{V}$ to dBm ; and e.m.f. to p.d. across load.

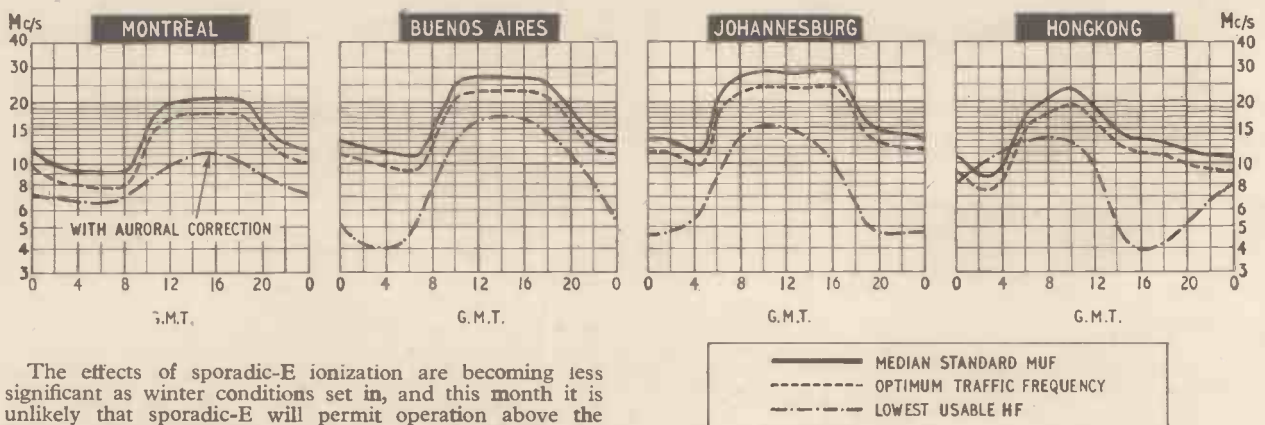
WW 332 for further details

"Power Control for Industry" is the title of a Mullard catalogue covering thyristor and diode stacks and assemblies with d.c. outputs up to hundreds of kilowatts. Thermal performance of the Mullard range of heatsinks is also included in this 122-page publication, which is obtainable from the Industrial Markets Division, Mullard House, Torrington Place, London, W.C.1.

WW 333 for further details

Home Radio, of Mitcham, have revised and reprinted their "Components Catalogue." It now runs to 200 pages and contains information on a variety of components and equipment they stock. This ranges from aerials and audio amplifiers to volume controls and Zener diodes. Some 150 technical books are also listed in this publication which is available, price 7s 6d, from Home Radio (Mitcham) Ltd., 187 London Road, Mitcham, Surrey. The cost of the catalogue can be recovered on orders; at one shilling in the pound.

H. F. PREDICTIONS — OCTOBER



The effects of sporadic-E ionization are becoming less significant as winter conditions set in, and this month it is unlikely that sporadic-E will permit operation above the MUF. The seasonal changes in shape of the MUF curve is becoming apparent. The very flat curve of the summer months is slowly being replaced by the slightly higher, more peaky, curve characteristic of the winter months.

The prediction curves show the median standard MUF, optimum traffic frequency and the lowest usable frequency (LUF) for reception in this country. Unlike the standard MUF, the LUF is closely dependent upon such factors as

transmitter power, aerials, and the type of modulation. The LUF curves shown are those drawn by Cable and Wireless Ltd. for commercial telegraphy and assume the use of transmitter power of several kilowatts and rhombic type aerials.

ANOTHER STEP

FORWARD...



An improved Avometer

Model 8 Mk III

This new model incorporates increased sensitivity in the lower a.c. ranges and wide frequency characteristics, with the traditional Avometer features including the Avo automatic cut-out mechanism and interlocking rotary switches for quick range selection.

With the aid of a range of d.c. shunts measurements can be made up to 400 amps. d.c.

Write for illustrated brochures on Avometers

Fused ohms circuit provides increased protection against inadvertent overload.

Improved temperature coefficient over whole range.


Now measures up to 400 amps d.c.

AVO LTD AVOCET HOUSE, 92-96 VAUXHALL BRIDGE ROAD, LONDON, S.W.1 Telephone: Victoria 3404



WW-004 FOR FURTHER DETAILS.

Ferroglyph



SERIES Y RECORDERS

YD5 SINGLE CHANNEL RECORDERS

Model	Tape Speeds	Voltage	Frequency
YD5A	7½, 3¼ and 1⅞ i.p.s.	100/250V	50 c.p.s.*
YD5AH	15 and 7½ i.p.s.	100/250V	50 c.p.s.*
YD5B	7½, 3¼ and 1⅞ i.p.s.	100/250V	50 c.p.s.*
YD5BH	15 and 7½ i.p.s.	100/250V	50 c.p.s.*

*60 c.p.s. to order

Y500 DOUBLE CHANNEL RECORDERS

Model	Tape Speeds	Voltage	Frequency
Y532U	7½, 3¼ and 1⅞ i.p.s.	200/250V	50 c.p.s.
Y532A	7½, 3¼ and 1⅞ i.p.s.	117V	60 c.p.s.
Y532E	7½, 3¼ and 1⅞ i.p.s.	110V	50 c.p.s.
Y522UH	15 and 7½ i.p.s.	200/250V	50 c.p.s.
Y522HA	15 and 7½ i.p.s.	117V	60 c.p.s.
Y522HE	15 and 7½ i.p.s.	110V	50 c.p.s.

Series "Y" instruments are housed in strong metal cases and, in some instances, can be rack-mounted. They are intended for those engaged in scientific research and industrial pursuits.



Send for details to:

THE FERROGRAPH COMPANY LTD

84 BLACKFRIARS ROAD, LONDON, S.E.1

Telephone: WATerloo 1981

VERSATILE 'SCOPE CAMERA

RECORDS

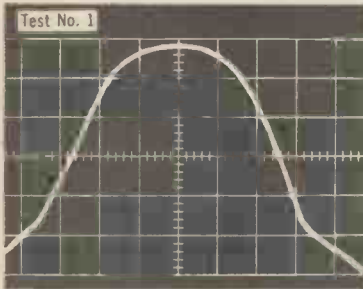
HIGH SPEED TRANSIENTS

Mk2 OSCILLOTRON

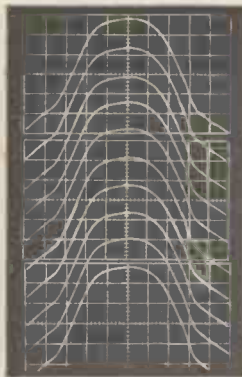
*records at any ratio
from 1:1 to 1:0.5
without special lenses*

For critical recording of extremely fast transients and where a wide range of object-to-image ratios is required, the Mk2 Oscillotron is ideal. This highly versatile camera records nanosecond signals too fast for the eye to see . . . it offers a choice of viewing methods and camera backs . . . a built-in electric shutter enables picture to be synchronised with phenomena.

Up to 13 traces can be recorded on a single frame. Here are two of the many possible combinations.



Ratio 1:1, one trace.



Ratio 1:0.5, ten traces.
Three graticules.



- Ratio continuously variable between 1:1 and 1:0.5.
- Built-in electric shutter with synch contacts.
- Calibrated focus control for easier focusing.
- Fits any standard oscilloscope.
- Carrying case and accessories available.

AVO-BEATTIE-COLEMAN
OSCILLOSCOPE CAMERAS

Avo-Beattie-Coleman Cameras are fully guaranteed and backed by AVO service.

● Ask for brochure and a demonstration

AVO LTD

OSCILLOSCOPE CAMERA DIVISION • 92-96 VAUXHALL BRIDGE ROAD • LONDON • S.W.1
Telephone: VICToria 3404 (IN NORTH AMERICA: BEATTIE-COLEMAN-INC., SANTA ANA, CALIFORNIA.)

M
GROUP

SAVE MONEY BUILDING
ANY HEATHKIT MODEL.



THE QUALITY KIT-SETS
ANYONE CAN BUILD

MODERNISE YOUR SERVICE DEPT. OR WORKSHOP WITH THESE INSTRUMENTS



Transistorised REGULATED POWER SUPPLY Model IP-20U

Tremendous value! 0.5-50 volts D.C. output at up to 1.5 A. Voltage or current monitored on easy-to-read meter. Adjustable current limiter.

Relay protected against overload. Less than 150 microvolts ripple. Regulation less than ± 15 millivolts. Output impedance less than 0.1 ohm. Compact 9 $\frac{1}{2}$ in. \times 6 $\frac{1}{2}$ in. \times 11in. Weight 11lb. net. Full details on request.

Kit.....£35.8.0 Assembled £47.8.0



5in. Flat-face GENERAL PURPOSE OSCILLOSCOPE Model 10-12U

An outstanding oscilloscope

"Y" sensitivity 10 mV. r.m.s. per cm. at 1 kc/s. bandwidth 3 c/s.-4.5 Mc/s. Frequency compensated input attenuator X1, X10, X100. T/B. 10 c/s.-500 kc/s. in 5 steps. Two extra switch selected pre-set sweep frequencies in T/B. range. T/B. output approx. 10 v. peak to peak. Built-in IV calibrator. Facility for "Z" axis modulation. Electronically stabilised power supply. Power req. 200-250 v. A.C., 40-60 c/s. 80 watts. Fused. Front panel silver and charcoal grey. Cabinet, charcoal grey, size 8 $\frac{1}{2}$ \times 14 \times 17in. 56-page construction and operation manual.

deep. Net weight 23lb.

Kit.....£35.17.6 Assembled £45.15.0

HARMONIC DISTORTION METER Model IM-12U

Will give fast, accurate noise and distortion measurement in amplifiers, receivers, transmission lines, speakers, etc. Measurements are read directly on large meter. High input impedance, precision components and Wien bridge circuit design assure excellent sensitivity and high accuracy in all applications. Freq.: 20 cycles to 20,000 cycles. Distortion: 1, 3, 10, 30, 100% f.s.d. Voltmeter: 0, 1, 3, 10, 30 volts f.s.d. Input resistance 300k Ω . Dimensions 13in. \times 8 $\frac{1}{2}$ in. \times 7in. deep. Weight 11lb.

Kit.....£24.15.0 Assembled £34.0.0



TRANSISTOR TESTER Model IM-30U

Unmatched for quality and performance at the price.

Provides a complete d.c. analysis of PNP and NPN transistors and diodes. D.C. gain (Beta, Alpha) is read direct on calibrated scales. Four lever switches facilitate fast, easy, test selection. Internal batteries for tests up to 9 v. Provision for connection to ext. power supply for higher

voltage and current tests. Modern functional styling. Size 5 $\frac{1}{2}$ in. high \times 10 $\frac{1}{2}$ in. deep \times 10 $\frac{1}{2}$ in. wide.

Kit.....£24.18.0 Assembled £35.10.0

OUTSTANDING EQUIPMENT FOR THE DISCERNING HI-FI ENTHUSIAST



Four Channel TRANSISTOR MIXER Model TM-1

A must for the tape enthusiast. Four channels with individual continuously variable controls, plus a master volume control allows recording from a wide variety of sources, e.g. Mics., Record players, etc.

7 Transistor circuit. Internal 9v. battery (not supplied) allows unit to be used "in the field" as well as in the home, studio, etc. Printed circuit construction. Modern low silhouette styling of unit is enhanced by a fully finished walnut veneered cabinet. Size 11 $\frac{1}{2}$ in. \times 7 $\frac{1}{2}$ in. \times 3 $\frac{1}{2}$ in. high.

Kit.....£11.16.6 Assembled £16.17.6

20+20 WATT TRANSISTOR STEREO AMPLIFIER Model AA-22U

This outstanding "International Class" amplifier offers you a realism and beauty of music never before obtainable at such a competitive price!

The AA-22U amplifier with its advanced circuitry will give you a full 20W per channel of low distortion power at all frequencies in the audio spectrum. This full range reproduction will bring out the natural beauty of all your favourite recordings. Professional compact slim-line styling, 20 transistor, 10 diode circuit. Beautiful walnut veneered cabinet, size 15 $\frac{1}{2}$ in. wide \times 3 $\frac{1}{2}$ in. high \times 12 $\frac{1}{2}$ in. deep.

Kit.....£43.18.0 Assembled £68.16.0



MODELS FOR THE MUSIC LOVER AND FOR FAMILY ENTERTAINMENT

"OXFORD" LUXURY TRANSISTOR PORTABLE Model UXR-2

This superb transistor radio is the ideal domestic or personal portable Medium and Long Wave receiver. Solid leather case and handle. Easy-to-read tuning scale. Extra large loudspeaker. Push button L, MW and tone. 10 semi-conductors (7 transistors plus 3 diodes). Sockets for personal earphone, tape recorder, car aerial. Internal 9-volt battery (not supplied), lasts for months. Latest printed circuit techniques.

Comprehensive, easy-to-follow, fully illustrated Instruction Manual.

Kit.....£14.18.0 incl. P. Tax.

Assembly can be arranged on your behalf.



A WELL-DESIGNED AM/FM TUNER Model AFM-1

Tuning range: 88-108 Mc/s (FM) 16-50, 200-550, 900-2,000 metres (AM). Features: Two position selectivity switch for best possible AM reception, flywheel tuning, a pre-set output control, printed circuit board, thermometer type visual tuning indicator. Pre-aligned R.F. unit. Built-in power supply. Attractive front panel presentation in two-tone grey with golden surround. Suitable for cabinet mounting or as a free-standing unit. Size: 13 $\frac{1}{2}$ in. \times 4 $\frac{1}{2}$ in. \times 12in. deep.

TUNER UNIT MODEL AFM-T1 with 10.7 Mc/s. I.F. output £4.13.6 (inc. P.T.) I.F. AMPLIFIER and power supply Model AFM-A1 complete with metal case and valves £22.11.6. Sold separately.

Kit total.....£27.5.0

Assembly can be arranged on your behalf.



DAYSTROM LTD.

DEPT. W.W.10, GLOUCESTER, ENGLAND

SEND FOR FREE CATALOGUE OF THE BRITISH HEATHKIT RANGE

WW-007 FOR FURTHER DETAILS.



Easy-to-build kit-sets of the



highest quality at lower cost



6-W. STEREO AMPLIFIER KIT. Model S-33. 3 w. per chan., 0.3% dist. at 2.5 w/chnl., 20 dB N.F.B. Inputs for Radio (or Tape) and Gram., Stereo or Monoaural, ganged controls. Sen. 200 mV.
Kit £13 7 6 Assembled ... £18 18 0

6-W. HI-FI STEREO AMPLIFIER KIT. Model S-33H. An inexpensive stereo/mono amplifier with high sensitivity for lightweight miniature ceramic pick-ups (e.g., Decca Deram).
Kit £15 17 6 Assembled ... £21 7 6

5-W. HI-FI MONO AMPLIFIER KIT. Model MA-5. A mono amplifier based on the S-33. Separate bass and treble controls, gram. and radio inputs. Suitable for most crystal pick-ups.
Kit £10 19 6 Assembled ... £15 10 0

HI-FI MONO POWER AMPLIFIER KIT. Model MA-12. 10 w. output, wide freq. range.
Kit £11 18 0 Assembled ... £15 18 0

MONO CONTROL UNIT KIT. Model UMC-1. For use with MA-12 or similar amp. Output 0.25 v.
Kit £8 12 6 Assembled ... £13 12 6



STEREO CONTROL UNIT KIT Model USC-1 For use with two MA-12s or similar amplifiers. Accepts inputs from tape heads and any stereo or mono pick-ups.
Kit £19 10 0 Assembled ... £26 10 0

SEND FOR DETAILS OF HEATHKIT RANGE OF HI-FI CABINETS
"Gloucester" Mk. I Kit (incl. P. Tax) £17 3 6
"Malvern" Kit (incl. P. Tax) £18 1 0

"COTSWOLD" HI-FI SPEAKER SYSTEM KIT. Acoustically designed enclosure "in the white." 26in. x 23in. x 14½in. Complete with 12in. bass speaker with 2in. speech coil, elliptical mid-range speaker, pressure unit, to cover the full frequency range of 30-20,000 c/s. Cross over unit, level controls etc.
Kit £25 12 0 Assembled ... £33 17 0

"COTSWOLD MFS" SPEAKER SYSTEM KIT. Based on the standard Cotswold. Only 36in. high, 16½in. wide, 14in. deep. For those requiring best results in small rooms.
Kit £25 12 0 Assembled ... £33 17 0

MA-50 POWER AMPLIFIER available.
Kit £19 18 0 Assembled ... £27 18 0

HI-FI SPEAKER SYSTEM KIT Model SSU-1. The practical solution to a moderately priced, compact modern speaker system: Two speakers.
Kit (with legs) (incl. P. Tax) £12 12 0
Kit (bookshelf) (incl. P. Tax) £11 17 6

MULTIMETER KIT. Model MM-1U. Ranges 0-1.5 to 1,500 V. A.C. and D.C.; 150µA. to 15 A. D.C.; 0.2Ω to 20MΩ. 4½in. 50µA. meter.
Kit £12 18 0 Assembled ... £18 11 6

RESISTANCE-CAPACITANCE BRIDGE KIT. Model C-3U. Measures cap. 10 pF. to 1,000µF. Power factor and res. 100Ω to 5MΩ. Test voltages 5-450 V. With safety switch.
Kit £10 10 0 Assembled ... £16 0 0

AUDIO SIGNAL GENERATOR KIT. Model AG-9U. 10 c/s. to 100 kc/s., switch selected. 10 V. sine wave output metered in volts and dB's.
Kit £22 10 0 Assembled ... £30 10 0

• Deferred Terms available on all orders above £10 •

AMERICAN HEATHKIT SINGLE SIDE BAND EQUIPMENT. For direct delivery from U.S. Plant. Send for details of models. Fully illustrated American Catalogue of Heathkit range sent for only 1/- post paid.

VALVE VOLTMETER KIT. Model V-7A. 7 voltage ranges d.c. volts to 1,500, a.c. to 1,500 r.m.s. and 4,000 peak to peak. Res. 0.1Ω to 1,000 MΩ with int. battery. D.C. input res. is 11 MΩ and dB measurement has centre-zero scale. Complete with prods, leads and battery.
Kit £13 18 6 Assembled ... £19 18 6

R.F. PROBE KIT. Model 309-CU. For use with Model V-7A.
Kit £1 13 6 Assembled ... £2 2 0

HIGH VOLTAGE PROBE KIT. Model HV-336. For use with Model V-7A.
Kit £2 19 6

2½in. PORTABLE SERVICE 'SCOPE KIT. Model OS-1. A light, compact unit, extremely useful to any service engineer.
Kit £22 18 0
Assembled £30 8 0
includes mu-metal screen for C.R.T.

OSCILLOSCOPE TRACE DOUBLER KIT. Model S-3U.
Kit £12 18 0 Assembled ... £18 10 0

STABILISED POWER PACK KIT. Models MSP-1M and MSP-1W. Input 200-250 v., 40-60 c/s. A.C., fully fused. Outputs: H.T. 200-410 V. D.C. at 0-225 mA. in 3 switched ranges.

MSP-1M (with meters) £36 12 6
Assembled £43 12 6
MSP-1W (less meters) £29 17 6
Assembled £36 17 6

R.F. SIGNAL GENERATOR KIT. Model RF-1U. Provides extended freq. cov. on six bands from 100 kc/s-100 Mc/s. on fund. and up to 200 Mc/s. on cal. harmonics.
Kit £13 8 0 Assembled ... £19 18 0

AUDIO VALVE MILLIVOLTMETER KIT. Model AV-3U. 1 mV. to 300 V. A.C. 10 c/s. to 400 kc/s.
Kit £16 10 0 Assembled ... £22 18 0

GRID-DIP METER KIT. Model GD-1U. Functions as oscillator or absorption wave meter. Continuous freq. cov. from 1.8 Mc/s. to 230 Mc/s.
Kit £10 19 6 Assembled ... £13 19 6
Additional Plug-in Coils Model 341-U extend coverage down to 350 kc/s. 17 6



DECADE RESISTANCE BOX KIT. Model DR-1U. Range 1-99,999Ω in 1Ω steps. Ceramic switches. Current rating from 500 mA. to 5 mA.
Kit £10 8 0 Assembled ... £14 8 0

DECADE CAPACITOR KIT. Model DC-1. Covers 100µF. to 0.111µF. in 100µF. steps.
Kit £7 5 0 Assembled ... £10 8 0

Q MULTIPLIER KIT. Model QPM-1. For use with communications receivers to provide both additional selectivity and signal rejection
Model QPM-1 for 470 kc/s. IF.
Model QPM-16 for 1.6 Mc/s. IF.
Kit Either Model £8 10 0
Assembled £12 14 0

HEATHKIT THOMAS (Transistorised) ELECTRONIC ORGAN KIT. Model GD-232BE. Can be built with no knowledge of electronics. Send for details.

GENERAL COVERAGE COMMUNICATIONS RECEIVER KIT. Model RG-1. Freq. cov. from 600 kc/s. to 1.5 Mc/s. and 1.7 Mc/s. to 32 Mc/s. in 6 switched bands. Many features include: Half-lattice crystal filter.
Kit £39 16 0 Assembled ... £53 0 0

AMATEUR BANDS RECEIVER KIT. Model RA-1. 10-160 m. Half-lattice crystal filter. Switched USB, LSB for SSB.
Kit £39 6 6 Assembled ... £52 10 0

"MOHICAN" GENERAL COVERAGE RECEIVER KIT. Model GC-1U. Fully transistorised. Freq. cov. 580 kc/s. to 30 Mc/s. in five bands. Electrical band spread on five additional bands covers amateur freq. from 80-10 m., B.F.O. tuning and Zener diode stabiliser.
Kit £37 17 6 Assembled ... £45 17 6

AMATEUR TRANSMITTER KIT. Model DX-100U. 150 w. D.C. input. Covers all amateur bands from 160-10 m. Self contained.
Kit £79 10 0 Assembled ... £104 15 0



REFLECTED POWER METER KIT. Model HM-1IU. Indicates, reliably but inexpensively, whether the R.F. power output of your transmitter is being transferred efficiently to the radiating antenna.
Kit £8 5 0 Assembled ... £10 10 0

AMATEUR TRANSMITTER KIT. Model DX-40U. From 80-10 m. Crystal controlled. Power input 75 w. C.W. 60 w. peak controlled carrier 'phone. Output 40 w. to aerial.
Kit £33 19 0 Assembled ... £45 8 0

SINGLE SIDEBAND ADAPTER KIT. Model SB-10U. May be used with most A.M. transmitters with certain provisions.
Kit £39 5 0 Assembled ... £54 18 0

VARIABLE FREQUENCY OSCILLATOR KIT. Model VF-1U. Calibrated 160-10 m. Fundamentals on 160 and 40 m.
Kit £10 17 6 Assembled ... £15 19 6

TRANSISTOR PORTABLE RADIO KIT. Model UXR-1. Pre-aligned I.F. transformers printed circuit and a 7 x 4in. high-flux speaker. Real hide case.
Kit (incl. P. Tax) £12 11 0

HI-FI F.M. TUNER KIT. Model FM-4. Tuning range 88-108 Mc/s. Available in two units sold separately as follows: Tuner Unit (FMT-4U) with 10.7 Mc/s. I.F. output £2 15 0 inc. P.T. I.F. amplifier and Power Supply (FMA-4U). Complete with case and valves £13 13 0.
Total Kit £16 8 0

TRANSISTOR INTERCOM KITS. Models XI-1U and XIR-1U. Ideal for home or business use. Up to five Remote Stations operated with each Master. Units housed in mahogany veneered cabinets. 9 V. battery operated.

XI-1U (Master) £10 19 6
Assembled ... £16 19 6
XIR-1U (Remote) £4 7 6
Assembled ... £5 16 0

TELEPHONE AMPLIFIER KIT. Model TTA-1. Transistor circuit. Built-in speaker.
Kit £7 9 6 Assembled ... £11 15 0

JUNIOR EXPERIMENTER KIT. Model EW-1. Makes over 20 exciting experiments in electronics. Special non-solder connections.
Kit (incl. P. Tax) £7 13 6

• Prices include free delivery in U.K. •

DAYSTROM LTD.

DEPT. W.W.10, GLOUCESTER, ENGLAND

Member of the Schlumberger Group including the Heath Company, Manufacturers of THE WORLD'S LARGEST-SELLING ELECTRONIC KIT-SETS

Please send me FREE CATALOGUE (Yes/No)

Full details of model(s).....

NAME

(Block Capitals)

ADDRESS

W.W.10

INCREASE THE SENSITIVITY OF YOUR OSCILLOSCOPE, VOLTMETER OR COUNTER



The TA401 is similar
to the TA601
as illustrated

TA605
ACTUAL
SIZE

SPECIFICATIONS	TYPE TA401	TYPE TA601	TYPE TA605
GAIN	40dB \pm 0.1dB	60dB \pm 0.1dB	20, 30, 40, 50 and 60dB
BANDWIDTH \pm 3dB	1c/s-3Mc/s	3c/s-1.2Mc/s	20-40dB, 1c/s-3Mc/s; 50dB, 2c/s-2Mc/s; 60dB, 4c/s-1Mc/s.
BANDWIDTH \pm 0.3dB	4c/s-1Mc/s	10c/s-500kc/s	20-40dB, 4c/s-1Mc/s; 60dB, 10c/s-500kc/s.
INPUT IMPEDANCE	>5M Ω , <40pf	>1M Ω , <50pf	>5M Ω , <40pf.
INPUT NOISE	{ 15 μ V, zero source 50 μ V, 100K Ω source	<12 μ V, zero source <40 μ V, 100K Ω source	As TA401 and TA601 at 40dB and 60dB
POWER SUPPLY	...	PP3 battery, life 100 hours	PP9 battery, life 1,000 hours.
AVAILABLE OUTPUT	...	1V up to 1Mc/s, 300mV at 3 Mc/s, into load of 100K Ω and 50pF	1 V up to 3Mc/s into 100K and 50pF. Output impedance 150 Ω in series with 6.4 mfd. μ F.
SIZE & WEIGHT	...	3in. \times 1in. \times 1 $\frac{1}{2}$ in. 7 oz.	2 $\frac{1}{2}$ in. \times 4in. \times 5 $\frac{1}{2}$ in. 2 $\frac{1}{2}$ lbs.
PRICE with battery	£17 0 0	£17 0 0	£27 0 0

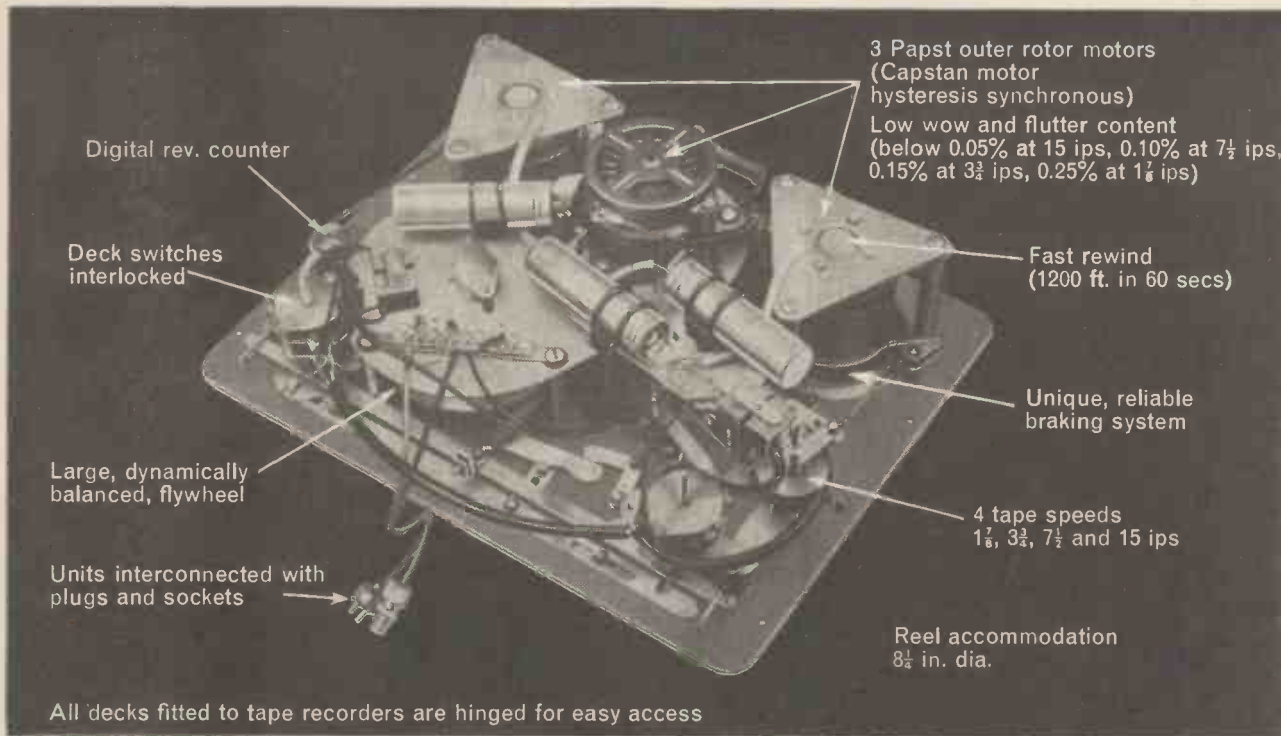
LEVELLE
PORTABLE INSTRUMENTS

Fully detailed leaflets are available on our complete range of portable instruments.

LEVELLE ELECTRONICS LTD.

PARK ROAD, HIGH BARNET, HERTS. Telephone: Barnet 5028

WW-009 FOR FURTHER DETAILS.



We have been accused . . .

of hiding our light under a bushel, the light being our superb 4 speed tape deck, so we have taken the hint and given you a large illustration pointing out some of its principle features. This deck is used on all Brenell models and there are versions available to take 10 1/2" NAB reels. Also we supply tape decks and matching amplifiers separately for building into your own equipment cabinet. Write for details of the Brenell range.



**MARK 5
SERIES 3**

**MONO—HALF TRACK—TWO HEADS—
MAGIC EYE**
(Available with recording level meter at extra cost.)

High quality amplifier with power output of 2 1/2 watts r.m.s. and a frequency response of 40—20,000 c/s—can be used independently of tape recorder—narrow gapped record/playback head for extended frequency response—double gapped ferrite erase head to minimise erase noise—headphone monitoring.



**MARK 5
TYPE M SERIES 3**

**MONO—HALF TRACK—THREE HEADS—
RECORDING LEVEL METER**

Separate record and playback heads—separate record and playback amplifiers—amplifier frequency response 25-26,000 c/s ±3dB—power output 2 watts r.m.s.—separate bass and treble controls—mixing of input signals—speaker monitoring whilst recording.



STB2

**MONO/STEREO—HALF TRACK (Record/
playback)—QUARTER TRACK (playback)
FOUR HEADS—TWO EDGEWISE METERS**


Designed for use with high fidelity stereo installations—adjustable attenuators on all input channels to ensure perfect matching with all auxiliary equipment—dual concentric recording level and playback level controls—cathode follower output—four channel mixing on mono programme sources—twin recording and twin playback pre-amplifiers—comparison of original and recorded signal—adjustable bias level—recording facilities for 1/2 and 2/2 track—playback facilities for 1/2, 2/2, 1/4 and 2/4 tracks—sound-on-sound facilities—two edgewise meters for recording level, tape output level and bias level. **Optional extra: stereo power amplifiers and monitoring speakers.**



BRENELL ENGINEERING CO. LTD.
231/5 Liverpool Road, London, N.1.
Telephone: NORth 8271 (5 lines)

WW—010 FOR FURTHER DETAILS.

Marconi SELF-TUNING h.f. receivers



Three double-diversity
H2002 receivers

The H2002 Series of MST receivers for high grade point-to-point h.f. communication services.

H2002 double diversity f.s.k.

H2102 double diversity i.s.b. or s.s.b.

H2112 single path i.s.b. or s.s.b.

**NO OSCILLATORS
NO VARIABLE CAPACITORS
NO MECHANICAL TELEGRAPH RELAYS
NO TUNING SCALES**

The new range of MST transistorized receivers uses synthesizers to provide accurate selection of 250,000 frequencies.

Elimination of manual tuning by a unique self-tuning system (using servo controlled varactor diodes) allows centralized extended control.

Exceptionally good frequency stability renders a.f.c. unnecessary on stable transmissions.

One-man control of an entire receiving station.

60% space saved by much smaller equipment and back-to-back and side-by-side installation.

RECEIVER



BREAKTHROUGH

Marconi telecommunications systems

The Marconi Company Limited, Communications Division, Chelmsford, Essex, England

LTD/H55

WW-011 FOR FURTHER DETAILS.

Marconi Self-Tuning H.F. System
—the first in the world to be station
planned from input to output



breakthrough

MST 7½ kW transmitter H1100 series

An h.f. linear amplifier transmitter for high-grade telecommunications.
Frequency range: H1100 and H1101, 4—27.5 Mc/s
H1102 and H1103, 2—27.5 Mc/s
Output power: 7—8 kW p.e.p., 5—6 kW c.w.
The H1100 series meets all CCIR Recommendations.

saves 85% floor space

Transmitters can be mounted side by side and back to back or against a wall; built-in cooling fan; no external air-ducts. These features lead to smaller, simpler, cheaper buildings or more services in existing buildings.

simplicity

R.F. circuits have only three tuning controls and two range switches. Final valve can be replaced in 30 seconds. Miniature circuit breakers (used instead of fuses throughout) can be reset instantly. All sub-assemblies are easily tested because they are electrically complete units.

rugged reliability

Stainless steel shafts in ball-bearings in rigid machined castings; stainless steel spur gears meshing with silicon bronze; heavy r.f. coil contacts with high contact pressure—some examples of design features giving long term endurance and operational reliability. Specified performance achieved with ample margins.


self-tuning

Types H1101 and H1103, used with MST drive equipment, give *one-man* control of an entire transmitting station and continuous automatic aerial loading.

MANUAL TUNING

Manually tuned versions, types H1100 and H1102, are available which, when fitted with built-in drive units, become entirely self-contained transmitters for four spot frequencies and all types of modulation.

Manual tuning takes less than 60 seconds.




Marconi telecommunications systems

The Marconi Company Limited, Communications Division, Chelmsford, Essex, England

WW-012 FOR FURTHER DETAILS.

LTD/H50



Hcps.p.h?

That's hiccups per hour. If you *really* want one, Anders will supply a meter calibrated to measure just that. And supply it fast! It's part of the Anders Meter Service—a service that will meet the most urgent and unusual demands a customer can make. Anders experts will solve your metering problems in detail from just a broad outline, and Anders carry the largest stocks in the country of standard and non-standard meters for immediate, off-the-shelf delivery, as well as a complete range of ancillaries. Whatever you want in metering—leave it to Anders.

■ Meters of all kinds from stock ■ Meter calibration/Meter modification/Ancillary equipment ■ Custom-designed meter circuitry and components □ *Sole U.K. distributors of FRAHM vibrating reed frequency meters and tachometers*

ANDERS METER SERVICE

ANDERS ELECTRONICS LTD / 103 HAMPSTEAD ROAD / LONDON NW1
TELEPHONE EUSTON 1639 *MINISTRY OF AVIATION APPROVED*

WW-013 FOR FURTHER DETAILS.

RADIO VALVES



HALTRON offers you the most comprehensive stock in the world. 3,000 types of receiving, special purpose, transmitting tubes and transistors available at short notice. A permanent stock of 4,000,000 tubes always ready for prompt despatch. Comprehensive export price list is available at your request.

MINISTRY OF AVIATION APPROVED INSPECTION · AIR REGISTRATION BOARD APPROVED INSPECTION

HALTRON

HALL ELECTRIC LIMITED

Haltron House · Anglers Lane · London N.W.5
Tel: Gulliver 8531 (10 lines) Telex 2-2573
Cables: "HALLECTRIC LONDON NW5".

WW-014 FOR FURTHER DETAILS.

T A K E S I X

to measure a megacycle



STOP PRESS

- * Variable sensitivity control on A.C. input.
- * Variable display timer (0.5-5 secs).
- * Period measurement over 1, 10 & 100 cycles
- * Provision for external ref.
- * Binary coded decimal output (optional extra).

Six big digits, clear and unambiguous, to measure frequency and time up to one megacycle and down to one microsecond—clearly, without flicker.

Six into one only just goes

Not much spare space on the panel of this instrument—the digits are big and the unit is small, compact, portable. Makes for convenience and easy reading, with an adjustable support that holds firm at any convenient angle.

Smaller and smaller!

Design of the Venner TSA 3436 Mark 2 is based on solid experience of applying transistorised digital techniques to measuring instruments. Small as it is, the TSA 3436 Mark 2 will give precise readings up to a megacycle and down to a microsecond.

ONLY £215 (Price applicable to U.K. only)

Laboratories and technical colleges welcome the compactness, strength and simplicity-in-use of the TSA 3436 Mark 2. In industry, its dependability, and the clarity of its display, make it uniquely suitable for inspection and quality control applications.

Full technical details will be sent on request.

VENNER TSA 3436 MARK 2 TIME/FREQUENCY METER

VENNER ELECTRONICS LIMITED

KINGSTON BY-PASS · NEW MALDEN · SURREY. MALDEN 2442

Overseas subsidiaries

VENNER A. G. BURGERNZIELWEG 16-3006 BERNE-SWITZERLAND-VENNERN. V. HELMSTRAAT 3-DEN HAAG-HOLLAND

WW-015 FOR FURTHER DETAILS.

VENNER

TREBLE

BASS



musical balance

All amplifiers—or nearly all—have bass and treble controls. All bass and treble controls, not unnaturally, increase and reduce the bass and treble, but here the similarity ends!

The bass control on the QUAD varies both slope and turnover in four frequency discriminative networks of equal impedance. The channels are locked to eliminate phase-shift so that the stereo image is maintained at all settings. The treble operates midway between variable slope and variable step so that it is possible to adjust musical brilliance while maintaining natural harmonic balance.


A Level position may be selected within 0.5 dB 20-20,000 c/s. while other settings are guaranteed within ± 1.5 dB of the published calibrations.

Of course, when programme sources become consistently good, tone controls will not be necessary, but meanwhile how is musical balance achieved on your amplifier?




For the closest approach to the original sound.

Our slogan for fifteen years and our design objective for twice that long. Ask your dealer for details of the QUAD range of high fidelity units or write direct to Ref. W.W. Acoustical Manufacturing Co. Ltd., Huntingdon, Huntingdon 361.



WW-016 FOR FURTHER DETAILS.



Enthoven Preforms. Solder preforms make for faster, more accurate and therefore cheaper soldering. Enthoven are leaders in the design and manufacture of solder preforms, and offer a wide range of alloys, both cored and solid, in the form of rings, washers, discs, shims, strips and ribbon.

Enthoven are always ready to discuss any industrial soldering problem, and, if necessary, to design special preforms in the light of your requirements and of their long experience of precision soldering techniques.

ENTHOVEN SOLDERS LIMITED

Sales Office & Works: Upper Ordnance Wharf,
Rotherhithe Street, London, S.E.16. BER 2014
Head Office: Dominion Buildings, South Place,
London, E.C.2. MONarch 0391

This free booklet describes the complete range of Enthoven Solder Products . . . preforms among them. Ask for a copy.



WW-017 FOR FURTHER DETAILS.

Pinnacle can assist all electronic valve users

ROUTINE

ECC83/12AX7: 2D21/EN91: 6AK5W/M8100: ECF82/6U8

We supply many thousands of these and similar everyday valves to both small and large equipment manufacturers.

6AW8A: 6DK6/8136: 5642: 12BY7A

Users of American Instrumentation rely upon us to provide a speedy replacement service in valves not easily obtainable in this country.

DIFFICULT

SPECIAL

CV4010: CY2578: CV2134

The special needs of Government Establishments and Departments are regularly catered for by us. Our stocking policy ensures positive ability to supply even obscure types.

A.R.B.: M.O.A.

We maintain stocks of valves approved by the Air Registration Board and Ministry of Aviation making available an "off-the-shelf" service in released items for the first time.

UNUSUAL

OUR ORGANISATION draws upon the resources of electronic valve manufacturers all over the world. It responds immediately to your requirements. A catalogue of over 1,000 specific types is available to bona-fide users through the Wireless World reader service.

Pinnacle


PINNACLE ELECTRONICS LTD

ACHILLES STREET • NEW CROSS • LONDON S.E.14

Tel: Tideway 7285

WW-018 FOR FURTHER DETAILS.

introducing...



a new range of




MODULAR POWER SUPPLIES

- MODULAR CONSTRUCTION ■ FULLY TRANSISTORISED ■ ALL-SILICON SEMI-CONDUCTORS ■ AUTO RESET OVERLOAD PROTECTION ■ C-CORE TRANSFORMERS
- COMPETITIVE PRICE AND QUICK DELIVERY

Advance research engineers, applying the latest techniques to an old problem, have created a new concept in electronic design—a range of low-cost, compact and versatile modular power supplies engineered to meet the exacting requirements of many modern—and future—applications from technical education to advanced computer design.

Silicon semiconductors are used throughout to permit operation up to 60°C. All models have very low output impedance and high stability against mains changes, together with automatic reset overload protection. These power supplies offer a wide range of voltages and output currents and can be used in series or parallel for higher power requirements. They are principally intended for incorporation into customers' own equipment.

Write today for further details to:



Advance Electronics Ltd.,
Volstat Division,
Roebuck Road,
Hainault, Ilford, Essex.
Telephone: Hainault 4444

Type No.	Voltage Range	Current Rating	Price
PM1	7-15V	1 Amp	£26
PM2	15-30V	1 Amp	£28
PM3	30-50V	1 Amp	£30
PM4	7-15V	3 Amp	£32
PM5	15-30V	3 Amp	£38
PM6	30-50V	3 Amp	£44
PM7	7-15V	5 Amp	£40
PM8	15-30V	5 Amp	£50
PM9	30-50V	5 Amp	£60
PM10	7-15V	10 Amp	£52
PM11	15-30V	10 Amp	£70
PM12	30-50V	10 Amp	£88

JACKSON

THE BIG NAME IN
PRECISION COMPONENTS
MADE IN ENGLAND

Precision built radio components are an important contribution to the radio and communications industry. Be sure of the best and buy Jackson Precision Built Components.

BALL DRIVES



TYPE REVERSE VERNIER EPICYCLIC

Thousands of Jackson dual ratio ball drives are in daily use in u.h.f. television tuners. Type 4511DR provides 6 : 1 fast ratio and 36 : 1 "reverse vernier" on one spindle. Type 4511DRF, with a flange for carrying a pointer, is ideal for use in receivers and measuring instruments as well.

★ High torque. ★ Low backlash. ★ Simple fixing.
★ Take standard 0.25in. spindles. ★ Utterly reliable—of course!

Dual Ratio Ball Drive No. 4511DR, 13/6
With Flange No. 4511DRF. 15/-



6 : 1 BALL DRIVE

Simple and powerful epicyclic friction drive. Ratio 6 : 1. Dimensions 1 3/8 in. diameter, 1 1/8 in. long plus 1 1/8 in. shaft, 1/2 in. diameter. Price: 5/11

BALL DRIVE TYPE F.

As above but provided with 3/4 in. flange, providing fixing for scale or pointer. Price: 6/6



It's reliable if it's made by Jackson!

Write for literature

JACKSON BROS. (London) LTD.

DEPT. W.W. KINGSWAY—WADDON,
CROYDON, SURREY

Phone: Croydon 2754-5. Grams: Walfilco, Southphone, London.

WW—020 FOR FURTHER DETAILS.

Wireless World

INFORMATION SERVICE FOR PROFESSIONAL READERS

To obtain further details of any of the coded items mentioned in the Editorial or Advertisement pages of this issue, please complete one or more of the attached cards entering the reference number(s). Your enquiries will be passed on to the manufacturers concerned and you can expect to hear from them direct in due course. Cards posted from abroad require a stamp. These Service Cards are valid for six months from date of publication.

PLEASE USE CAPITAL LETTERS

Pour obtenir tout autre renseignement sur tout article mentionné dans l'Editorial ou dans les pages publicitaires de ce numéro nous vous prions de remplir une ou plusieurs des cartes ci-jointes en inscrivant le numéro ou les numéros de référence. Vos demandes de renseignement seront transmises aux fabricants intéressés qui, entemps voulu, vous feront parvenir une réponse. Il est nécessaire d'affranchir les cartes postées de l'étranger. Ces cartes de service sont valides pendant six mois à partir de la date de publication.

PRIERE D'UTILISER DES CARACTERES D'IMPRIMERIE

Weitere Einzelheiten über irgendwelche Artikel, die auf redaktionellen oder Anzeigenseiten erscheinen erhalten Sie, indem Sie eine oder mehrere der beigefügten Karten ausfüllen und die Kennnummer(n) angeben. Ihre Anfrage wird an den Hersteller weiter geleitet, und Sie werden dann direkt von ihm hören. Karten, die im Ausland aufgegeben werden, müssen frankiert werden. Diese Service-Karten sind für sechs Monate vom Ausgabebetrag gültig.

BITTE IN BLOCKSCHRIFT AUSFÜLLEN

Per ulteriori particolari in merito agli articoli menzionati nel testo o nelle pagine pubblicitarie di questo numero. Vi preghiamo di completare una o più delle schede allegate citando il numero o i numeri di riferimento. La Vostra richiesta sarà inoltrata ai fabbricanti interessati che Vi risponderanno direttamente. Le schede dall'estero devono essere regolarmente affrancate. Questo scontrino di servizio è valido per sei mesi dalle data di pubblicazione.

SI PREGA DI COMPILARE LE SCHEDE
STAMPATELLO

Con objeto de obtener mas detalles de cualquier de los artículos mencionados en las paginas editoria es o de anuncios de este numero sirvase rellenar una o mas de las unidas tarjetas citando el numero o numeros de referencia. Sus consultas seran transmitidas a los fabricantes interesados de quien estendran noticias directamente a su debido tiempo. Las tarjetas enviadas desde el extranjero requirerán franqueo. Estas tarjetas de servicio son válidas durante 6 meses a partir de la fecha de publicación.

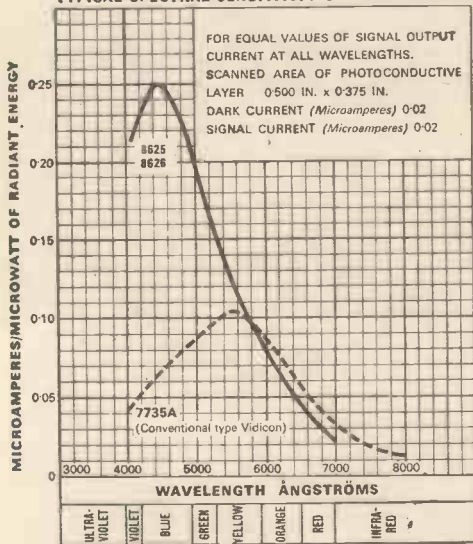
SIRVASE ESCRIBIR CON LETRAS MAYUSCULAS



NEW
 high-sensitivity
VIDICONS
(with short lag)



TYPICAL SPECTRAL SENSITIVITY CHARACTERISTICS



ENGLISH ELECTRIC VALVE CO., LTD., can now supply from stock new high sensitivity vidicons which represent an important development in television camera tubes.

These new separate mesh tubes are characterised by their high sensitivity, short lag and high resolution. The spectral response peaks in the blue to provide correct panchromatic reproduction when used with tungsten lighting yet the sensitivity is equal to that attainable with "red sensitive" types such as the 7735A. Although primarily intended for broadcast television these tubes have many industrial applications especially where fluorescent lighting is employed. Two types are available, differing in heater ratings.

8625 with 6.3V/0.6A heater.

8626 with 6.3V/0.095A heater.

Please write for comprehensive data on these and other EEV vidicons.

ENGLISH ELECTRIC VALVE CO LTD CHELMSFORD ENGLAND
 Telephone: Chelmsford 3491, Ex 262, Telex 99103 | AGENTS THROUGHOUT THE WORLD

EEV

AP237A

THE *NEW* E.M.C. PHOTO-ELECTRIC CONTROL UNIT TYPE P.15

This unit has been designed to meet the need for a compact, transistorised system with a small light and photo cell head that gives very accurate control with reliability at a low cost.

The light head uses a low wattage lamp with a simple means of focussing whilst the photo cell head uses a photo diode cell with a unique lens system.

Both heads measure $2\frac{3}{8}$ in. x $\frac{5}{8}$ in. diameter.

It needs no warming up period and will work immediately after switching on.

Sensitivity and discrimination are such that, with the heads separated by a four foot gap, a piece of 16 s.w.g. wire passing through the beam will give reliable operation. It is therefore ideal for the sensing of the edges of thin sheets.

The heads may also be angled for use with reflected light systems.



EMC
GROUP OF COMPANIES

**ELECTRONIC MACHINE
CONTROL LIMITED**

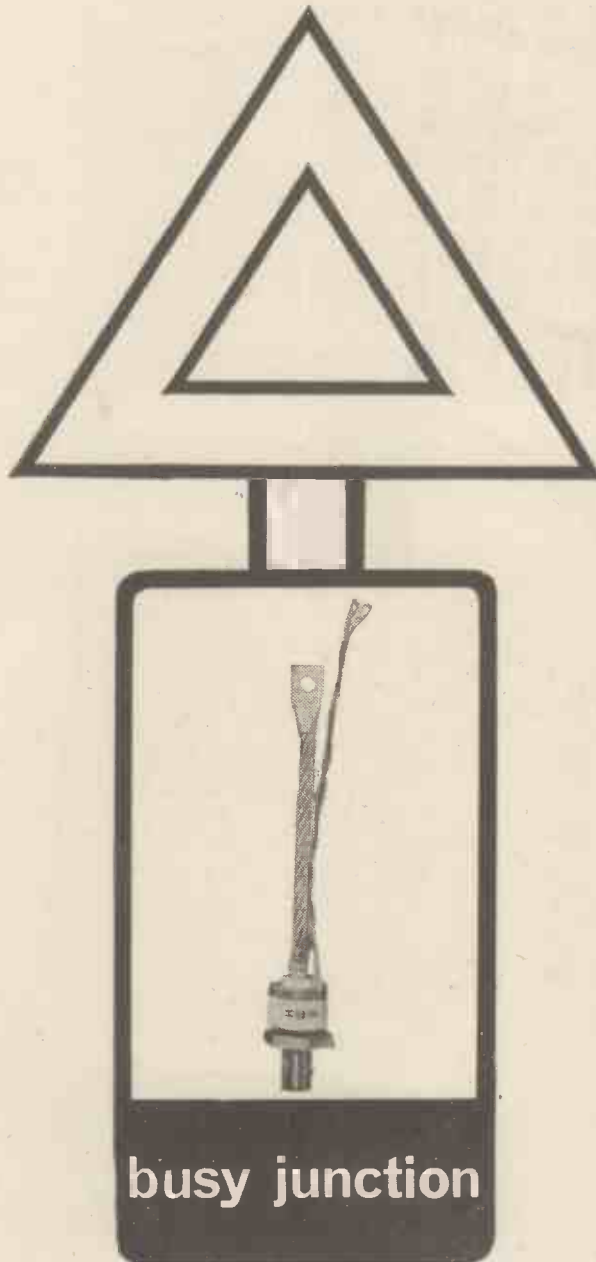
WILLOW LANE · MITCHAM · SURREY · ENGLAND

Telephone: MITCHAM 7080

Telegrams: EMCO · CROYDON · Telex No: 261250

WW-022 FOR FURTHER DETAILS.

JACW/Y/32



busy junction

Heavy currents ahead. IR control them with new heavy duty epitaxial thyristors. Currents up to 150 A, PRV up to 1300. Give yourself new power over power; find out exactly what these new IR power thyristors can do.



INTERNATIONAL RECTIFIER

Immediate off-the-shelf delivery from IR distributors—phone

COLCHESTER 6173 · CRAWLEY 28700 · GLASGOW DOUGLAS 2711 · (LANCS) TODMORDEN 2601 · LEEDS 35111
LEICESTER 68561 · (LONDON S.E.27.) GIPSY HILL 6166 · (MIDDLESEX) SKYPORT 1314 · PORTSMOUTH 20465

INTERNATIONAL RECTIFIER CO. (GREAT BRITAIN) LTD · HURST GREEN · OXTED · SURREY · TELEPHONE OXTED 3215 · TELEX RECTIFIER OXTED 8819 

WW—023 FOR FURTHER DETAILS.

GOVERNMENTS AGREE--

on the quality of the TEONEX range of valves. Governments all over the world have ordered TEONEX valves requiring compliance to E.V.S. or M.I.L. specifications.

Up to now, TEONEX valves have been available only for Government contracts.

In response to many enquiries, the TEONEX range, incorporating the entire working range of British-produced valves or their equivalents, has now been made available for use *outside the U.K. only.*

Price lists and technical specifications may be obtained from:-

TEONEX LTD.,

Westbourne Grove Mews,
London, W.11, England
EXPORT ENQUIRIES ONLY PLEASE

REGD. TRADE MARK



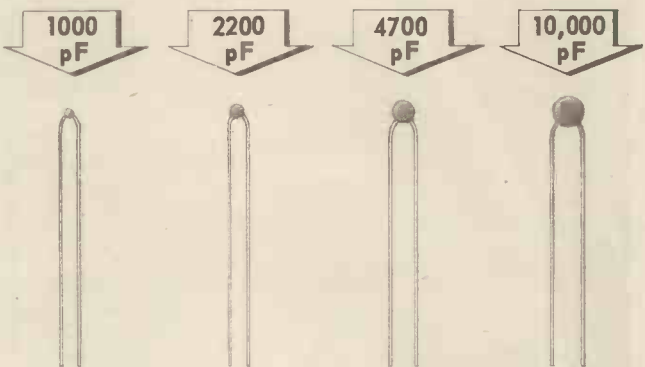
WW-324 FOR FURTHER DETAILS.

THIS is
micro-miniaturisation!

ERIE ★

microcaps

A NEW SERIES OF
MICRO-MINIATURE
HIGH VALUE
DISC * CERAMICONS



Dimensions, 1000pF : 0.08in (2,03mm)
 2200pF : 0.10in (2,54mm)
 4700pF : 0.14in (3,56mm)
 10,000pF : 0.20in (5,10mm)
 Lead Diameter : 0.010in (0,254mm)
 Capacitance Tol : -20 +80%
 Working Volts : 30V d.c.
 Flash Test : 90V d.c.
 Leakage Resistance : 10,000Mohms
 Power Factor : 3% max.
 Dielectric : K7004
 Operating Temp : -40°C +85°C

These illustrations show the ACTUAL size of ERIE 'microcaps'-the latest British development in the field of micro-miniature components. ERIE 'microcaps' are an important addition to the 'Ceramicon' range of tubular, disc and plate capacitors designed to meet- or anticipate- the needs of the Electronics Industry. The co-operation of the ERIE Customer Service Department is available to assist with enquiries on 'microcaps' or any other of the wide range of ERIE components.

ERIE RESISTOR LIMITED
 SOUTH DENES, GTYARMOUTH
 Telephone: 4911 Telex 1720

Factories:
 Gt.Yarmouth and Tunbridge Wells, England; Trenton,
 Ont., Canada; Erie, Pa., U.S.A.




CLAUDE LYONS VOLTAGE STABILISERS



TS



BTR



VB



PST

FINEST PERFORMANCE WIDEST RANGE

If you need a voltage stabiliser contact Claude Lyons.

Claude Lyons offer the finest and most comprehensive range of automatic voltage stabilisers available — all backed by nearly thirty years' experience in this specialised field.

Advanced techniques combined with sound engineering design provide instruments of excellent performance and great reliability at thoroughly reasonable prices.

AC

High-speed distortionless servomechanical types, Series TS. Accuracy $\pm 0.25\%$. Unaffected by load, frequency or power factor changes. 1 to 120 kVA single phase, 3 to 360 kVA three phase.

Solid-state electronic types, Series BTR.

Extremely low distortion. Frequency-insensitive basic types, accuracy $\pm 0.3\%$. Filtered types, accuracy $\pm 0.2\%$. Unaffected by load changes. 400 VA to 10 kVA.

Inexpensive tap-changing types, Series VB.

No distortion. Unaffected by load, frequency or power factor changes. 600 VA to 2.4 kVA.

DC

High-current stabilised d.c. power supplies, Series PST and PSS.

6 to 50 volts d.c., 200 W to 10 kW.

Write for literature to Publicity Department, Hoddesdon

CLAUDE LYONS LTD

Valley Works, Hoddesdon, Herts.
Hoddesdon 4541 Telex 22724
76 Old Hall Street, Liverpool 3
MARitime 1761 Telex 62181

EL49



Photograph by courtesy of Associated Automations Ltd.

and now... **ANTEX** break through the heat barrier...

ANTEX have solved the problem of providing miniature soldering irons with really 'heavy-duty' heat capacity — by introducing their new 18 watts model G240.

G240... a precision soldering iron possessing all the well-known advantages of ANTEX miniaturisation — yet capable of providing an intensified heat capacity.

G240's extra speed and precision opens up many new and exciting production possibilities in small-part soldering.

The G240 is available now with a choice of four different 'Ferraclad' long-life interchangeable bits*. The G240 coupled with the standard ANTEX range means there is an ANTEX iron exactly right for your requirements!



Write or phone
for full details.

ANTEX

*PRECISION
SOLDERING IRONS


*All ANTEX Irons
are fitted with
'Ferraclad' long-
life bits.

GROSVENOR HOUSE · CROYDON · SURREY Tel: MUN 2774

WW-027 FOR FURTHER DETAILS.

Routine Maintenance Checks

FOR V-H-F/U-H-F F-M RADIO EQUIPMENT



A.W.A. V-H-F/U-H-F F-M RADIO EQUIPMENT TEST SET A410

FEATURES

The AWA A410 VHF/UHF FM Radio Test Set is a portable, lightweight fully transistorised instrument for the field testing of frequency modulated transmitters and receivers operating in the VHF and UHF bands.

The A410 Test Set will measure FM Receiver r-f sensitivity, i-f sensitivity, noise quieting, discriminator linearity (with the use of an external voltmeter) and audio power output; FM Transmitter deviation and r-f power output. The built-in 30 watt dummy load can be used for powers up to 50 watts for short duration checks used under specified conditions.

The weight of the A410 is 17 lb. and measures 14 inches long by 8 inches high by 8 inches in depth. Built on a modular basis, it consists of a high stability FM signal generator, a crystal controlled i-f signal generator, r-f power meter and deviation monitor, a low distortion a-f signal generator for modulating a FM transmitter, a piston attenuator with a "set level" control for the r-f signal generator output.

For further particulars please contact Engineering Products Division.

Specification

Signal Generator Section

Frequency Range
Four modules available

(a) 30 to 50 Mc/s.
(b) 70 to 85 Mc/s.
(c) 155 to 175 Mc/s.
(d) 470 to 520 Mc/s.

Frequency Stability
Modulation Frequency
Output Level

Short term drift $\pm 0.01\%$ max.
1 kc/s $\pm 15\%$
Variable from 0.1 μ V. to 1.0 mV.
across 50 ohm load.

Output Impedance

50 ohm.

R-F Power Meter Section

Power Range

30 watts normal, up to 50 watts
intermittent operation

Impedance

50 ohm., V.S.W.R. 1.2 max.

Deviation Meter Section

Range
Accuracy for 1 kc/s. mod.

0 to 15 kc/s.
 $\pm 10\%$ for r-f inputs from 5 to 80
watts.

Demodulated Output

1V. R.M.S. approx.

I-F Signal Generator Section

Crystal Controlled

Up to 8 crystals can be fitted in the
ranges 400 to 500 kc/s. and 2 to
12 Mc/s.

Output

Variable, 1V. max., meter readings of
0.3V. f.s.d. and 3.0V. f.s.d.

A-F Power Meter Section

Impedance

15 ohm. $\pm 5\%$

Range

0 to 3 watts.

Accuracy

$\pm 10\%$

Alternative Power Supplies

(a) 27V. dry battery module or
(b) 120/240V. 50-60 c/s. a-c module



AMALGAMATED WIRELESS (AUSTRALASIA) LIMITED

P.O. Box 2516, Sydney, N.S.W., Australia

LIVINGSTON LABORATORIES LTD, Britain

CANADIAN MARCONI COMPANY, Canada

GESELLSCHAFT FÜR NUCLEONIC UND ELECTRONIC MBH, German Federal Republic

MARCONI ITALIANA, Italy

HOCO elektriska aktiebolaget holm & co, Sweden


INGENIEURSBUREAU KONING EN HARTMAN N.V., Netherlands

we call it


Speedrace

why? because you can

- 1** install it **RAPIDLY**
- 2** change frequency over the full H.F. range **RAPIDLY**
- 3** change mode or operational state **RAPIDLY**
- 4** adapt to new requirements **RAPIDLY**



TA. 184 10 kW linear amplifier



RTA. 191 Receiver terminal



LA 304 Remote Control Console



MA. 228
Exciter
Unit

"Speedrace" satisfies nearly all HF communications requirements, being assembled from standard sub-units into remotely-controlled, automatically-tuned reliable systems. Static or transportable installations. Available with output powers 1 kW to 10 kW. Incorporating most modes of operation. 280,000 synthesiser-controlled operating frequencies of unsurpassed accuracy and stability.

RACAL

a name to communicate

Write for full details to:-

RACAL COMMUNICATIONS LIMITED
Western Road, Bracknell, Berks.

Tel: Bracknell 941. Telex: 84166. Cables: Racal Bracknell.

ADCOLA
PRODUCTS LIMITED
(Regd Trade Mark)

**SOLDERING
EQUIPMENT**

TOTAL EFFICIENCY
FOR THE
SOLDER JOINTING INDUSTRY



COMPREHENSIVE
VOLT RANGES

COMPREHENSIVE
BIT SIZES

FOR CATALOGUES
APPLY DIRECT TO SALES & SERVICE DEPARTMENT

ADCOLA PRODUCTS LTD.

ADCOLA HOUSE
GAUDEN ROAD
LONDON, S.W.4

Telephones:
MACaulay 4272 & 3101

Telegrams:
SOLJOINT, LONDON, S.W.4

DUBILIER


DUBILIER CONDENSER COMPANY (1925) LTD.
 Ducon Works, Victoria Road, North Acton, London W3.
 ACOrn 8671 (6 lines)

Dubilier have been making resistors for over 40 years. Ugly great brutes they were in those days. But one learns a lot about resistors in forty years. How to cram ten times the wattage into one hundredth of the space, for instance.

Today, we have types like the BTT, an insulated resistor a shade over three eighths of an inch long, and the high stability carbon, even shorter and barely thicker than the wires which connect it. In fact, you could contain them both comfortably on the back of the same postage stamp!

If you are looking for a new order in smallness in resistors, give us a ring. No order could be too small (or too large) to interest us. Why not start by asking us to send you our latest technical data and brochures.

WHAT WE KNOW ABOUT RESISTORS WOULD FILL A BOOK,



**BUT THE RESULT
 WILL GO ON THE
 BACK OF A
 POSTAGE STAMP!**



Time was...

when a man could offer many years of productivity after he had completed his formal education. Today, so rapidly do new developments take place in Electronics that knowledge begins to lose its value almost as soon as it is acquired and valuable men can become outdated and unproductive almost overnight.

C.R.E.I. specialises in only one field of Home Study Education—ELECTRONICS—and can effectively bring continuing education in this field to the technician or engineer who most needs it.

C.R.E.I. programmes are specialised and job-related. Time and money invested in C.R.E.I. education pay immediate dividends in greater effectiveness and productivity on the job.

- HOME STUDY PROGRAMMES available in:—
- Electronic Engineering Technology
 - Automation & Industrial Electronic Engineering
 - Nuclear Engineering
 - Communications Engineering
 - Aeronautical & Navigational Engineering
 - Television Engineering
 - Servomechanisms & Computer Engineering
 - Space Data Systems
 - Radar & Servo Engineering
 - Mathematics for Electronic Engineers
 - City & Guilds of London Institute: Subject 49 and Supplementary Studies Subject 300.

For further information write to:

**C.R.E.I. (London) (Dept. WW 60) WALPOLE HOUSE
173/176 SLOANE STREET, LONDON, S.W.1
Telephone: BELgravia 8662**

Please send me (for my information and entirely without obligation) full details of the City & Guilds Programme. (C. & G. SUBJECT 49)

1st yr. 2nd yr. 3rd yr. 4th yr.
 Supplementary Studies (Subject 300)

NAME.....

ADDRESS

.....

Educational and Technical Background

.....

C.R.E.I. (London) (Dept. WW60)
Walpole House, 173/176 Sloane Street, S.W.1

Please send me (for my information and entirely without obligation) full details of the Educational Programmes offered by your Institute.

NAME.....

ADDRESS

.....

ELECTRONICS EXPERIENCE

.....

C.R.E.I. (London) (Dept. WW60)
Walpole House, 173/176 Sloane Street, S.W.1

SME*The best pick-up arm in the world*

Lighter cartridges have permitted revision of the balance system. A shorter main-weight and movable end-cap (illustrated) will balance all cartridges from 3-17 grams in either S.M.E. shell without accessory weights. Conversion parts available for earlier Series II arms.

Only S.M.E. Precision Pick-up Arms offer all these features · Choice of arm length Model 3009 (9") or Model 3012 (12") for still lower tracking error—of special importance with elliptical styli · Low inertia · High precision ball races and knife-edge bearings for minimum pivot friction · Linear offset chosen for lowest distortion · Automatic slow-descent with hydraulic control · Bias adjuster calibrated for tracking force · Exact overhang adjustment with alignment protractor · Precise tracking force from ¼-5 grams applied without a gauge · Shielded output socket · Low capacity 4' connecting cable with quality plugs · Light-weight shell · Camera finish in satin-chrome gun-black and anodised alloy · Comprehensive instructions · Rational development—all improvements can be incorporated in any existing Series II arm · For sales and service ring Steyning 2228.

S.M.E. LIMITED · STEYNING · SUSSEX · ENGLAND
 WW-033 FOR FURTHER DETAILS.

"Q-MAX" sheet metal punches

FOR QUICK AND CLEAN HOLES

- Easiest and quickest way of punching holes in sheet metal (Up to 16 gauge).
- Simple Operation—can be effected in less than a minute—thus saving time and energy.
- 100% British.
- Tried and proved—used for years all over the world
- The trade mark "Q-Max" stands For **Quality and Reliability.**
- Every punch is specially heat treated to maintain a keen cutting edge.
- Black anti-corrosive surface finish to prevent rusting.

- Specially designed to allow for a continuous even load during punching. A virtually **burr free hole** is produced—no jagged edges.


SIZES:

Round:


$\frac{3}{8}$ ", $\frac{7}{16}$ ", $\frac{1}{2}$ ", $\frac{9}{16}$ ", $\frac{5}{8}$ ", $\frac{11}{16}$ ", $\frac{3}{4}$ ", $\frac{13}{16}$ ",
 $\frac{7}{8}$ ", $\frac{15}{16}$ ", $1"$, $1\frac{1}{16}$ ", $1\frac{1}{8}$ ", $1\frac{3}{16}$ ", $\frac{7}{32}$ ",
 $1\frac{1}{4}$ ", $1\frac{5}{8}$ ", $1\frac{3}{4}$ ", $1\frac{7}{8}$ ", $1\frac{1}{2}$ ", $1\frac{3}{4}$ ", $2"$,
 $2\frac{3}{32}$ ", $2\frac{1}{2}"$.

Square: $\frac{11}{16}"$ & $1"$

Rectangular: $\frac{21}{32}"$ x $\frac{15}{16}"$



Used by all government services — Atomic, Military, Naval, Air, G.P.O. and Ministry of Works, Radio, Motor and Industrial manufacturers, Plumbing and Sheet Metal Trades, Garages etc. (Recommended by B.M.C.)



Holes are punched cleanly and accurately—No filing is necessary

Obtainable from Radio, Electrical & Tool Dealers. Wholesale & Export Enquiries only to:

Patent Nos. 619178 & 938098


"Q-MAX" (electronics) LTD. Napier House, High Holborn, London, W.C.1.

WW-034 FOR FURTHER DETAILS



Radio • TV • Industrial
 • Serviceman's Test
 Instruments
 • Factory Wired and Kits

VTVM-VOM Tube Testers • CRT Testers
 and Rejuvenators • Audio and RF Sig-
 nal Generating Oscilloscopes • Capacitor
 Tester-in-Circuit • Color TV Testers



RACON



World's foremost
 manufacturers of
 public address and
 loudspeaker equipment



and Microphone stands
 for floor, table and desk

HERMAN H. SMITH INC.

manufacturers of

Electronic components • Insulated Binding Posts • Phone tip Plugs
 and Jacks • Banana Jacks • Test Lead Accessories • Microphone Con-
 nectors • Alligator Clips • Pilot Light Sockets • Teflon Terminals
 • Terminal Strips • Knobs • Dials • Connectors • Toggle Switches
 General Hardware, Accessories

Complete Line of Replacement Semiconductors

ORRTRONIC manufacturers of

Continuous Background Music
 for Home, Boat and Car

CADRE Electronic Corp.

manufacturers of
 Citizens Band Transceivers

irish

Highest Quality
 Magnetic
 Recording Tape



Series 270 — Low Print Through
 Mastering Tapes for Broadcast
 Stations — Professional Recording
 Studios
 Series 200 — Professional High Grade
 Tapes
 Series 190 — All Purpose Tapes
 Shamrock — Economy Tapes — For
 the Amateur and Experimenter

AST

AMPEX

4-track Stereo Tapes •
 Pre-Recorded Tapes • Extensive Library • Most Labels
 • Available From Stock • Immediate Delivery

GOLDEN SHIELD CORPORATION,
 Manufacturers of Stereo Phonographs and Table Radios

Quality & Design
 AM-FM Radios

Automatic Record
 Changer Phonographs



from
terado
 corporation

manufacturers of
 Mobile Power Converters
 from 12 Volt to 120 Volt AC
 and
 Battery Chargers

Walco

electronics co. inc.

manufacturers of
 Replacement Needles for all car-
 tridges — Diamond and Sapphire
 • Record Accessories

Blonder-Tongue Labs, Inc.

manufacturers of
 TV Boosters • UHF Converters • Closed Circuit TV
 • TV Antenna Systems and Instruments

WRITE OR CABLE FOR COMPLETE CATALOGS

DIRECT FACTORY EXPORT DIVISION





MORHAN EXPORTING CORP.

458 Broadway, New York, N. Y. 10013 • Cable Address: Morhanex

WW-035 FOR FURTHER DETAILS.



A Mecpot is for ever

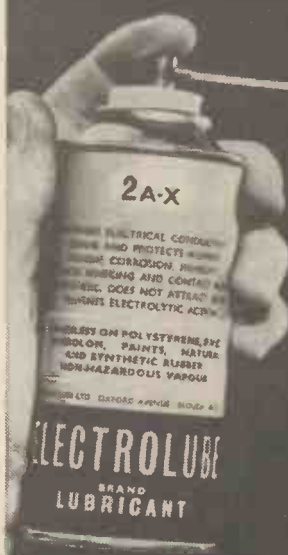
Like a precious stone, the Mecpot once set retains its value But there the comparison ends for Mecpot trimmer potentiometers are inexpensive, versatile, easily adjusted, and with three connection types can fit any circuit. Resistance values from 10 to 20,000 ohms. Maximum rating 1 watt at 20°C. de-rating to $\frac{1}{4}$ watt at maximum temperature of 85°C. Three models: MP30  with solder tags for conventional chassis mounting;  MP31 with L-shaped tags for insertion into printed circuits; MP32 illustrated above, actual size, with pins spaced along the body, for direct mounting on printed boards, no other fixing being necessary.

Write or phone for full specification and samples. Miniature Electronic Components Ltd., St. Johns, Woking, Surrey. Tel: Woking 5211.

m-e-c

WW-036 FOR FURTHER DETAILS.

NEW!



ELECTROLUBE

2A-X cuts maintenance costs and ensures electrical reliability

Safe on plastics, rubber and paint

Just the smallest squirt
Takes away the dirt.
Fraction of a bean
Keeps your contacts clean.

Look what good old friends
Bring you in their hands.
Get it anywhere
And you save a spare.

'Global availability' and
'world-wide NATO approvals'



only
ELECTROLUBE


"ELECTROLUBE" and "SNORKEL" are Registered Trade Marks of Electrolube Ltd. England
ELECTROLUBE LTD.

OXFORD AVE., SLOUGH, BUCKS, ENGLAND. Tel: SLOUGH 25574

WW-037 FOR FURTHER DETAILS.

*Ernest Turner**Presents:*

Model 640



Model 640 is the square meter in the Ernest Turner range of clear-front instruments. The series combines the ultimate in readability with a proven Ernest Turner movement and the simplicity of its design blends well with all panel layouts, whether the meter is used singly or in banks. The open, shadowless dial lends itself admirably to multiple and other special scaling, a service for which the company is fully equipped.

A useful feature is the lower insert which can be supplied in a choice of colours if required.

Full details of this instrument and the other four sizes in the Ernest Turner clear-front range are given in Leaflet 85/25, obtainable on request from:—

**ERNEST TURNER
ELECTRICAL INSTRUMENTS LTD.**

CHILTERN WORKS · HIGH WYCOMBE
BUCKINGHAMSHIRE · ENGLAND

Tel: High Wycombe 1301

ADAMIN THERMAL STRIPPERS



The new ADAMIN thermal wire strippers allow one-handed operation, using a simple tweezer action.

They strip coverings of up to about $\frac{3}{8}$ in. dia. with absolutely no risk of damaging the conductors.

FOR **PTFE** INSULATION

use Model 2B24 (illustrated), available for 24 volts only.

FOR **PVC** INSULATION

and similar low temperature materials, use Model 2B6, available for 12 or 24 volts.

LITESOLD TRANSFORMERS permit safe operation from any mains power point.


Free details of the whole wide range of ADAMIN and LITESOLD soldering equipment in brochure SP5.

LIGHT SOLDERING DEVELOPMENTS LTD., 28 Sydenham Road, Croydon, Surrey. Tel: CRO 8589

WW—039 FOR FURTHER DETAILS.

**RUGGED
RELIABLE
PORTABLE
WATERPROOF**

Photograph by courtesy of Becker Flugfunkwerk G.m.b.H.



All these qualities dictated the re-design of the Beck Transportable ground-station transceiver Type GS12 to fit an R.A.E. Equipment Case for military purposes.

a case that fulfilled all the requirements!

**SHOCK
RESISTANT**

In actual use in the field under heavy working conditions the R.A.E. case proves our claims. This case is one of a range of non-pressurised standard aluminium alloy cases designed for use in the field, on the bench or in standard 19 in. racks. For prices ranging from as low as £13, there are over 210 combinations of Equipment Case heights, depths and widths - and the illustration is only one from the famous range manufactured by C. & N. Can we send you specific details?



C & N (ELECTRICAL) LTD.


The Green, Gosport, Hants. Tel.: Gosport 80221/8. Telex 86121.

Accredited Agents in West Germany BECKER FLUGFUNKWERK G.m.b.H. FLUGPLATZ 7570, BADEN-BADEN-OOS

Agencies also in Australia, Finland, Holland, Italy, Malaysia, Norway and Sweden.

Accredited Agents in West Germany BECKER FLUGFUNKWERK G.m.b.H.

WW—640 FOR FURTHER DETAILS.



**Silentbloc
will solve
your
Vibration
Problem**

Take a Frustex instrument mounting ... like the one featured on the left; or the bonded stud next to it. Perhaps the pedestal flange type in the centre and the ring stud mounting to its right command your interest? What do they all *mean*?

They, and the thousands of other components which SILENTBLOC design and manufacture, *mean* the end to most of those vibration troubles.

Combating vibration is SILENTBLOC'S business ... but we're not dogmatic about it, low-frequencies constitute a special challenge. But, whatever your problem, give it to us — and you can be sure of one thing: if it can be solved we'll find the *correct* answer to it.

ANTI-VIBRATION DEVICES BY

SILENTBLOC

SILENTBLOC LTD · MANOR ROYAL · CRAWLEY · SUSSEX

Telephone: Crawley 27733

Telegrams: Silentbloc Crawley

Telex No. 87177

Andre Rubber Co. Ltd. is another Silentbloc Company

Silentbloc products are also manufactured by Silentbloc (Australia) Pty. Ltd., Melbourne

WW-041 FOR FURTHER DETAILS.

B

Broadway 5/503

WEYRAD

COILS AND I.F. TRANSFORMERS IN LARGE-SCALE PRODUCTION FOR RECEIVER MANUFACTURERS

- P.9 SERIES** 10 mm. × 10 mm. × 14 mm. Ferrite cores 6 mm. 472 kc/s operation. Single-tuned I.F.s and Oscillator Coils.
- P.55 SERIES** 12 mm. × 12 mm. × 20 mm. Ferrite cores 4 mm. 472 kc/s operation. Single-tuned I.F.s and Oscillator Coils.
- T.41 SERIES** 25 mm. × 12 mm. × 20 mm. Ferrite cores 4 mm. 472 kc/s operation. Double-tuned 1st and 2nd I.F.s and Single-tuned 3rd I.F. complete with diode and by-pass capacitor.

These ranges are available to manufacturers in versions suitable for most of the popular types of Transistors. The Oscillator coils can be modified to enable specific tuning capacitors to be used provided that bulk quantities are required.

**OUR WINDING CAPACITY NOW EXCEEDS
50,000 ITEMS PER WEEK**

On the most up-to-date and efficient machines backed by a skilled assembly labour force for all types of coils and assemblies.

WEYRAD (ELECTRONICS) LIMITED, SCHOOL ST., WEYMOUTH, DORSET

WW-042 FOR FURTHER DETAILS.



If all the Partridge
Hi-fi Transformers were
placed side by side . . .

apart from stretching farther than you'd care to walk, it would be a waste of very good material. Seriously, the range is enormous, and constantly extended. See that your equipment gets the best transformers money can buy . . . Write today for free catalogue information and data sheets on the Partridge range.

Partridge

TRANSFORMERS LTD.
ROEBUCK ROAD, CHESSINGTON, SURREY

Tel: LOWer Hook 4353/4/5

WW-043 FOR FURTHER DETAILS.

get your gen

The first *three* Gen Books in Marconi Instruments new series are now available free on request. They are:
The Q-Meter Book ww-260 The Sig-Gen Book ww-261
The AF Book ww-262

Please use the Reader Service forms to obtain a complimentary copy of any of these useful publications.
Marconi Instruments Ltd · St. Albans · Herts · England

TRANSFORMERS

COILS

LARGE OR SMALL QUANTITIES

CHOKES

TRADE ENQUIRIES WELCOMED

SPECIALISTS IN

FINE WIRE WINDINGS

MINIATURE TRANSFORMERS
RELAY AND INSTRUMENT COILS, ETC.
VACUUM IMPREGNATION TO APPROVED STANDARDS


ELECTRO-WINDS LTD.

CONTRACTORS TO G.P.O., A.W.R.E., L.E.B., B.B.C., ETC.
123-5-7 PARCHMORE ROAD, THORNTON HEATH, SURREY
LIVINGSTONE 2261 EST. 1933

WW-044 FOR FURTHER DETAILS.

how can MILLIVAC offer such superlative instruments at so moderate a price?

The answer: specialisation. Millivac makes just two product lines – very sensitive measuring instruments and very low noise amplifiers. Illustrated are just a few examples from the instrument range, all built around the same high sensitivity, low noise, low drift chopper amplifier. Other refinements in many models include taut-band meter suspension, floating input, recorder output. Add impeccable design, very moderate price and what more could you ask?



MV-276B

Electronic Wheatstone Bridge. 1 milliohm-1000 megohms. Basic accuracy $\pm 0.05\%$. Calibrated unbalance for quick reading. Power dissipated in unknown 1 mW. max. £370

MV-77B

D.C. Multimeter. Full scale ranges 1 mV, 1000V, 1 μ A, 1A, 1 Ω -5000 M Ω . Basic accuracy $\pm 1\%$ for volts, $\pm 2\%$ for amps, ohms. Floating input. Recorder output. £158

MV-28B

R.F. Microvoltmeter. 1 mV. f.s.d.-3 volts f.s.d. (8 ranges). Frequency range 20 kc/s-1200 Mc/s. Recorder output. Temperature compensated probe. Linear scales £220

MV-07C

D.C. Micro-Volt-Ammeter. 17 voltage ranges 10 μ V. f.s.d.-1000V. f.s.d., 17 current ranges 10 μ A. f.s.d.-1 mA. f.s.d. Centre-zero meter. Floating input. Recorder output. Basic accuracy $\pm 1\%$ volts, $\pm 2\%$ amps. £205


CLAUDE LYONS

CLAUDE LYONS LIMITED • INSTRUMENTS DIVISION • 76 OLD HALL STREET • LIVERPOOL 3 • MARITIME 1761

SOUTHERN OFFICES: VALLEY WORKS, HODDESDON, HERTS HODDESDON 4541

WW-045 FOR FURTHER DETAILS.

Full data



on all Mullard products

The Mullard Technical Handbook contains Data Sheets on all Mullard semiconductors, valves, tubes, electronic and magnetic components in current production.

Available on a subscription basis, this six volume loose-leaf publication is kept perpetually up-to-date by the issue of supplementary data sheets. Subscribers automatically receive the revised sheets as they are introduced.

The information includes ratings, characteristics, recommended operating conditions and performance figures for various applications, and curves and outline diagrams.

Mullard

MULLARD LIMITED · MULLARD HOUSE · TORRINGTON PLACE · LONDON WC1

Please send me full details and subscription rates of the Mullard Technical Handbook Service.

NAME _____

ADDRESS _____

WW-046 FOR FURTHER DETAILS.

VARIABLE D.C. POWER UNIT WITH ACCUMULATOR PERFORMANCE FROM A.C. MAINS

EFFECTIVE
RESISTANCE
LESS THAN
·1 ohm.



TYPE
250VRU/30/20
250VRU/60/10
PRICE
£131-5-0

FEATURES

0-30 VOLTS Variable up to 20 AMPS.
0-60 VOLTS Variable up to 10 AMPS also available.
RIPPLE CONTENT negligible, IMPEDANCE and REGULATION equivalent to accumulator performance. SILICON RECTIFIERS. Inadvertent "SHORT" protection. OVERLOAD 100% capacity for short periods.

APPLICATIONS

Operating and Servicing transistorised equipment. 12v. Mobile radio/tel. operation, D.C. Motors, relays, industrial power, etc., from any point of A.C. WITHOUT THE USE OF ACCUMULATORS.

12 or 24v. FIXED OUTPUTS up to 24 Amps also available.

AVOID THE EXTRA EXPENSE OF SUPER REGULATION YOU MAY NEVER NEED. Prices £14-16-0 to £131-5-0.

Valradio
LIMITED

Please write to department C 3b.
for current literature.

Tel.: FEL 4837-4242

VALRADIO and STEREOSONOSCOPE are the registered trade marks of VALRADIO LTD.

BROWELLS LANE,
FELTHAM, MIDDX.
ENGLAND

WW-047 FOR FURTHER DETAILS.



HOWELL'S TRANSFORMERS

MINISTRY OF AVIATION APPROVED INSPECTION.

TRANSFORMERS

STANDARD RANGE OR TO YOUR DESIGN
TOROIDAL — 'C' CORE — PULSE — MATRIX

CHASSIS — CABINETS & PRECISION METALWORK
ELECTRONIC ASSEMBLY

HOWELLS RADIO LTD.

MULBERRY STREET, MANCHESTER, 15

MOSS SIDE 2000-2434

WW-048 FOR FURTHER DETAILS.

QOA FOR TR

Electrosil triple rated glass-tin-oxide resistors receive qualification approval to DEF5115-1 multiple rated pattern RFG-5

In establishing a concept of multiple rating, R.C.S.C. have pointed the way to economy. This means that one type of resistor can perform three roles of operation, according to the stability required. These are equivalent to the semi-precision oxide of DEF 5114A, the grade one carbon of DEF 5112A, and the general purpose oxide of DEF 5114A. All three types can now be replaced by one resistor—Pattern RFG5 of DEF5115-1, stocks and expenditure are thus greatly reduced and the discrete component situation vastly simplified. DEF5115-1 also include Pattern RFG2, which covers general purpose metal oxide only. Needless to say the Electrosil TR range has also received approval to this Pattern.

Electrosil Type	DEF5115-1 Reference	Ratings (Watts 70°C)	Approved Range
TR4	RFG5-F	$\frac{1}{16}, \frac{1}{8}, \frac{1}{4}$	51 ohms-47K
TR5	RFG5-E	$\frac{1}{8}, \frac{1}{4}, \frac{1}{2}$	20 ohms-470K
TR6	RFG5-D	$\frac{1}{4}, \frac{1}{2}, 1$	20 ohms-1 meg

Pattern RFG5 includes 1%, 2% and 5% selection tolerances, and is therefore the only pattern in DEF 5115-1 available to 1% selection tolerances.

Industry too, can benefit from the Triple-rating concept. Ask Electrosil today for full details; a leaflet is being prepared listing the relevant Nato stock numbers.




ELECTROSIL LIMITED
 PALLION SUNDERLAND CO. DURHAM
 Tel: Sunderland 71557 Telex 53273

Triple Rating means Triple Economy

THE MIGHTY MIDGET



Printed Circuit Relay



Supplied as standard or latching type, single or double winding. Size $\frac{7}{8}$ in. cube, weight 0.8 oz. Contact Rating 24 v. D.C. 3 pole double throw. Voltage: 6, 12, 24, v. D.C. Power: 500 mW. Speed 10mS. Temperature: 70° C max.

3000 TYPE PLUG-IN

Size 4in. x 2 $\frac{7}{8}$ in. x 1 $\frac{1}{4}$ in. Specification as 3000 type 6 change overs. Light duty maximum.



S 1500 MINIATURES

A.C. or D.C. operating. Coil up to 10,000 ohms. Single or double winding. Contact material — Silver, Platinum, Spring Set — 6 change overs. Light duty maximum. Size: 2 $\frac{11}{16}$ in. x 1 $\frac{1}{2}$ in. x $\frac{3}{8}$ in.

We are manufacturers of full ranges of 3,000 type, 600 type, and plug in relays, also 12 way mounting rack 19in. x 3 $\frac{1}{2}$ in. Further details available on request to Mr. Clemens.

FULLY APPROVED HOUSE
7 DAY PROTOTYPE SERVICE

A.D.S. RELAYS LTD.

89-97, ST. JOHN STREET, LONDON, E.C.1

Telephone: CLerkenwell 3393

WW—050 FOR FURTHER DETAILS.

ORCHARD & IND LIMITED

PRESENT A SELECTION OF

Loose Leaf Binders

Write for New Catalogue to:

Head Office:

NORTHGATE · GLOUCESTER

TELEPHONE: (0GL2) 22111 (5 LINES)

TELEX: GLOUCESTER 43192

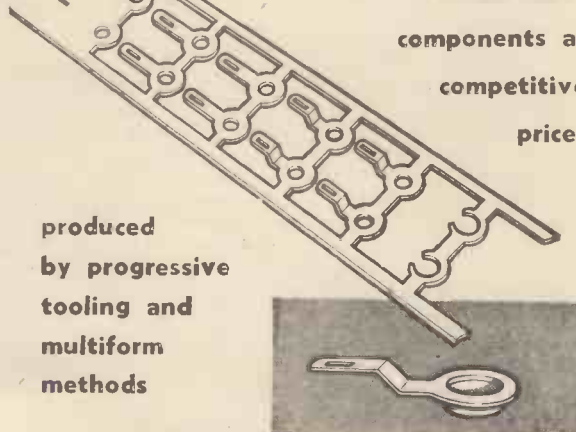
WW—051 FOR FURTHER DETAILS.



PRECISION PRESSINGS

Accurate components at competitive prices

produced by progressive tooling and multiform methods




JOHN SMITH LTD.

209 SPON LANE · WEST BROMWICH · STAFFS. TELEPHONE WES 2516

"MITRE MILLS" · RICHARD STREET · BIRMINGHAM 7

TELEPHONE ASTon Cross 2218 (4 lines)

WW—052 FOR FURTHER DETAILS.



We have extended our shelf space to take a new range of portable meters



These new meters, manufactured for us by a famous Hungarian factory, have a very definite place in industry, research and education. The place . . . *all the places* . . . where the equation 'accuracy + robustness = high cost' has hitherto been as depressing as it was inevitable. Here, *now*, is a range which includes portable D.C. and rectified A.C. moving coil meters, moving iron ammeters and voltmeters, and dynamometer wattmeters — all built to educational standards of robustness, laboratory standards of accuracy and *realistic* standards of costs. Consignments are currently going out too fast for us to use the shelf space we've provided but of course you won't mind delivery ex-packing case instead of "off the shelf". Either way, meters from Anders always reach you via a thoroughly painstaking inspection and testing department. If you haven't got details of this new Anders range, drop us a line today.

■ Meters of all kinds from stock ■ Meter calibration/Meter modification/Ancillary equipment ■ Custom-designed meter circuitry and components □ *Sole U.K. distributors of FRAHM vibrating reed frequency meters and tachometers*

ANDERS METER SERVICE

ANDERS ELECTRONICS LTD · 103 HAMPSTEAD ROAD · LONDON NW1
TELEPHONE EUSTON 1639 MINISTRY OF AVIATION APPROVED

WW—053 FOR FURTHER DETAILS.

FIRST

*-what the Technical Press
think of The Ditton 10*

AUDIO & RECORD REVIEW

"That the Celestion 'Ditton 10' represents a genuine advance in the design of compact speaker systems is hardly arguable, as the sound quality offered by a pair in stereo is much more open than one might predict from such small enclosures (12½ by 6½ by 8¼ in.)."

Extract from TEST REPORT — June 1965

THE GRAMOPHONE

"The Celestion Ditton 10 advances the inroads of the 'mighty midget' race of loudspeakers into the next performance echelon of domestic high fidelity and it achieves this in two ways: by a small increase in overall size to allow an extra inch on the diameter of the bass unit and by using for the treble a version of the quite excellent Celestion HF 1300 tweeter".

"... most of us use our loudspeakers to listen to music and this is certainly a very musical loudspeaker and one for which I am sure Celestion will be long remembered".

Extracts from TECHNICAL REPORT — June 1965



PRICE £18·18·0

(Inc. £2·14·10 P.T.)

Celestion Limited
FERRY WORKS, THAMES DITTON, SURREY
TELEPHONE: EMBerbrook 3402/6

Celestion

**STUDIO
SERIES**

NOW

-let the facts on The Ditton 10 speak for themselves...

All measurements taken on Brüel & Kjoer recording equipment.

** Linear bass*

** Uniform H.F.*

** Wide overall response*

FREQUENCY C/S	POWER INPUT—r.m.s.	
	1W	5W
35	2.5%	10%
50	1.7%	4%
100	1.5%	3.5%
1000	< 1%	< 1%

** Low distortion*

Please send me;
**'INTRODUCING THE
DITTON 10'**

Celestion Limited, Ferry Works, Thames Ditton, Surrey.

Name

Address

DITTON 10

minitest IS PROVING ITSELF EVERYWHERE



... IN THE FIELD



Small instrument... fits in the pocket... tip-top performance. It's the Salford Minitest, a highly sensitive test meter for the measurement of A.C. and D.C. volts, current and resistance. Wherever there's a measuring job to do — you can rely on the Minitest. The clarity of the scale is exceptional and the knife edge pointer ensures accurate reading. Housed in a tough Melamine cover, the movement is built into a pressed steel case which effectively screens it from external magnetic fields.



... IN THE LAB



... IN THE TROUBLE
SHOOTER'S HANDS

MINITEST	D.C. Amps	D.C. Volts	A.C. Volts
	0 - 1 Amp.	0 - 1,000	0 - 1,000
	0 - 100 mA.	0 - 250	0 - 250
Ohms	0 - 100 mA.	0 - 100	0 - 100
0 - 2,000	0 - 10 mA.	0 - 25	0 - 25
0 - 200,000	0 - 1 mA.	0 - 10	0 - 10
0 - 20 Megohms	0 - 50 μ A.	0 - 2.5	0 - 2.5

TRADE PRICE ONLY £7-17-6
(with leather case £8-12-6)

All ranges are selected by a single twelve-position rotary switch. A separate slide switch is provided to change over from A.C. to D.C. ranges. **IMMEDIATE DELIVERY.**

At your finger-tips with the Minitest:-

- * D.C. sensitivity 20,000 ohms per volt
- * A.C. sensitivity 2,000 ohms per volt
- * D.C. accuracy $\pm 2\frac{1}{2}\%$ F.S.D.
- * A.C. accuracy $\pm 2\frac{3}{4}\%$ F.S.D.
- * A.C. accuracy maintained up to 20 kc/s
- * Additional decibel scale
- * Small size $5\frac{1}{2}'' \times 3\frac{1}{2}'' \times 2\frac{1}{4}''$
- * Weight 18 ozs. * 20 ranges.

SEI

Leaflet on request

S.&C.

SALFORD ELECTRICAL INSTRUMENTS LIMITED
Peel Works Silk Street Salford 3 Tel: BLACKfriars 6688 Telex: 66711
London Sales Office: Brook Green - Hammersmith W6 Tel: Riverside 5245
A Subsidiary of THE GENERAL ELECTRIC COMPANY LTD OF ENGLAND

WW-056 FOR FURTHER DETAILS.

FARNELL LABORATORY POWER SUPPLY UNITS

L30

Overload and short circuit proof. Current restricting device — automatically reset on removal of overload. Small and light. Large meter. Range 0-30V (Variable) 0.5A. Due to the amazing low price of this unit it is specially suitable for quantity use in educational establishments and for general use in research and development departments.



U.K. Price £38

L30/2

Stabilised D.C. Power Unit for laboratory and experimental work. Range 0-30 volts at 2 amperes. Overload and short circuit proof by a current limiting device which reduces the output current to a safe value. Lightweight in construction, with polished black anodised front panel, sloped to give easy viewing of large meter.



U.K. Price £78




FARNELL
INSTRUMENTS LIMITED
SANDBECK WAY, WETHERBY,
YORKSHIRE. Tel: 2691/2/3/4

WW-057 FOR FURTHER DETAILS.

WHARFEDALE SOUND

stereo/mono



● WHARFEDALE SOUND



DALESMAN

The DALESMAN two speaker slimline system is a big step forward in this type of enclosure. After much research and intensive listening tests the mid-range coloration usually associated with slimline cabinets is now reduced to a minimum. Designed by Wharfedale in association with consultant designer Robert Gutmann F.S.I.A., the Dalesman meets the demands of the quality conscious sound enthusiast and at the same time it occupies only a small amount of space and is a most attractive piece of sound equipment. The Dalesman features a newly developed 12" bass unit fitted with a Flexiprene surround to handle the frequency range from 35 c/s to 1,700 c/s. The magnet assembly with a 1½" pole diameter has a flux density of 11,000 oersteds. The 5" treble unit has been specially designed for this particular enclosure. Where a free standing, compact, clean looking enclosure is required the Dalesman should certainly be heard.

*Frequency range 35 c/s—15,000 c/s.
Impedance 8/15 ohms.
Power Handling Capacity 15 watts (30 watts peak)
Size 25" x 20" x 6½" Weight 31½ lb.*


*Finish zebano, mahogany,
walnut or teak veneers.*

£25.10.0

WHARFEDALE WIRELESS WORKS LTD.

IDLE, BRADFORD, YORKSHIRE
Tel. Bradford 612552/3 Grams. 'Wharfedel' Bradford

- AIRTIGHT FIBRE DOME TO ISOLATE TWEETER
- 5" HIGH EFFICIENCY TWEETER
- CROSSOVER NETWORK
- BRACING STRUT TO REDUCE PANEL RESONANCE
- BONDED ACETATE FIBRE WADDING
- 12" BASS UNIT WITH FLEXIPRENE SUSPENSION
- AIRTIGHT ENCLOSURE OF MAN MADE TIMBER



Free technical folder on the Dalesman from Dept. W



Magnoval/Novar

McMurdo make valveholders for Magnoval based valves with 0.05" diam. pins and Novar based valves with 0.04" pins both types on same pitch circle. Available for printed circuit or chassis mounting. The Novar valveholders are moulded in red to avoid confusion.



Contact Assembly
Vibrating drum
guides contacts
into feed line
to the automatic
press

McMurdo

McMurdo Instrument Co. Ltd.

Rodney Rd., Portsmouth, Hants.

Tel. Portsmouth 35555. Telex 8612.

Contact our Sales Office for details of our full range

WW-059 FOR FURTHER DETAILS.

Radiomic—a completely portable microphone/transmitter

Transmitter slips into pocket



The Radiomic microphone/transmitter system has no wires, is very compact—the transmitter weighs only 6 ozs. and slips into a pocket. Complete with receiver, the Radiomic system is extremely efficient and reliable and has been type tested and approved by the G.P.O.

RADIOMIC (Regd. Trade Mark)
a product of

LUSTRAPHONE

the foremost name in sound equipment

LUSTRAPHONE LTD., ST. GEORGE'S WORKS,

REGENT'S PARK ROAD, LONDON, N.W.1. PR1mrose 8844

WW-060 FOR FURTHER DETAILS.

PRECISION POINTS TO PICARDS



*specialists in precision hand tools
and small machine tools for
miniature assembly and repair work*

HENRI PICARD & FRERE LTD

ESTD. 1817



MANUFACTURERS IMPORTERS & WORLD WIDE DISTRIBUTORS
34/35 FURNIVAL STREET LONDON E.C.4
BRANCH OFFICES IN SWITZERLAND FRANCE & GERMANY

WW-061 FOR FURTHER DETAILS.

M. R. SUPPLIES, Ltd.

(Established 1935)

Universally recognised as suppliers of UP-TO-DATE MATERIAL, which does the job properly. Instant delivery. Satisfaction assured. Prices nett.

MINIATURE RUNNING TIME METERS (Sangamo). We have great demands for this remarkable unit and can now supply immediately from stock. 200/250 v. 50 c. synchronous. Counting up to 9,999 hours, with 1/10th indicator. Only 1 1/2 in. square, with cyclometer dial, depth 2 in. Many industrial and domestic applications to indicate the running time of any electrical apparatus—easy to install. 60/- (post paid).

VENNER CLOCKWORK DELAY SWITCHES. Variable 1 to 8 hours. Make, break or C.O. 5 amp. switching. Easily set—calibrated dial, panel mount 2 in. dia., 2 1/2 in. long. Ideal for parking lights or lab. work, 37/6 (des. 2/-).

SMALL GEARED MOTORS. In addition to our well-known range (List GM 564), we offer smaller open type B.P. units, 200/250 v. A.C. 1, 6, 12, 24, 60 r.p.m., approx. 5 in. long, with 1 in. shaft projection. Suitable for display work and many industrial uses. Only 69/6 (des. 3/-).

SYNCHRONOUS TIME SWITCHES. (Our very popular speciality), 200/250 v. 50 c. for accurate pre-set switching operations. Sangamo 8.254, providing up to 3 on-off operations per 24 hours at any chosen time, with day-omitting device (use optional). Capacity 20-amps. Compactly housed, 4 in. dia. 3 1/2 in. deep. With full instructions, 25/18/6 (des. 2/-). Also same make, same duty. Domestic Model fitted with 13-amp. plug for easy installation, portable, 25/15/- (des. 3/-). Other ratings of Time Switches available for special requirements—please enquire.

SYNCHRONOUS ELECTRIC CLOCK MOVEMENTS (as recommended and mentioned in many national journals), 200/250 v. 50 c. Self-starting. Fitted spindles for hours, minutes and central sweep seconds hands. Central one-hole fixing, Dia. 2 1/2 in. Depth behind dial only 1 in. With back dust cover, 29/6 (des. 1/6). Set of three brass hands, in good plain style. For 5/7 in. dial 2/6. For 8/10 in. dial 3/6 set.

PRECISION POTENTIOMETERS (Painton), 50,000 ohms, 25 watts. Screened metal housing, 12/6 (des. 2/-).

AIR BLOWERS. Highly efficient units fitted induction totally enclosed motor 230/240 v. 50 c. 1 ph. Model BD.26, 50 CFM (free air) to 11.5 CFM at 1.6 WG, size approx) 8 x 7 x 7 in. Outlet 2 1/2 in. square 25/10/- (des. 5/-). Model SD27, 120 CFM (free air) to 40 CFM at 1.2 WG, 8 x 7 x 9 in. outlet 2 1/2 in. sq. 21/15/6 (des. 5/-). Model SD28, 260 CFM (free air) to 127 CFM at 1.5 WG, 11 x 8 x 9 in. outlet 3 in. sq. 21/17/6 (des. U.K. 7/6).

COMPLETE SEWING MACHINE MOTOR OUTFITS. No better job obtainable any price. 200/250 v. A.C./D.C. Fitted latest radio/T.V. suppressors. Comprising motor with fixing brackets, foot control and switch, needle light with switch, belt, etc and instructions for easy fixing to ANY machine. The complete outfit 26/18/6 (des. 3/6).


EXTRACTOR FANS. Final offer of this very popular and efficient model complete with outside cowling and indoor shutter. Circular motor housing only 4 1/2 in. dia. Easily mounted in small window pane. Silent induction motor. 200/250 v. A.C. (no interference), 3,500 r.p.m. Instructions with each. Only 69/6 each (despatch 3/6). We also supply our 8 in. model at 25/5/- and 10 in. model at 25/12/6 (despatch 3/6). These models are not supplied with outside cowling. Details on request.

SYNCHRONOUS TIMER MOTORS (Sangamo), 200/250 v. 50 c. Self starting 2 in. dia. x 1 1/2 in. deep. Choice of following speeds 1 r.p.m., 12 r.p.m., 1 r.p.h., 1 rev., 12 hrs. 1 rev. per day. Any one 39/6 (des. 1/6). Also high-torque model (G.E.C.) 2 1/2 in. x 2 in. x 1 1/2 in., 6 r.p.m. 57/6 (des. 1/6).

IMMEDIATE DELIVERY of Stuart Centrifugal Pumps, including stainless steel (most models). Philips Variable Transformers (all models).

M. R. SUPPLIES, Ltd. 68 New Oxford Street, London, W.C.1
(Telephone: MUSEum 2958)

McMURDO MAKE METERS



- MICROAMMETERS
- MILLIAMMETERS
- AMMETERS
- VOLTMETERS

This is a range of moving coil instruments to B.S.89 for panel mounting. They are supplied in four different case sizes: 3", 2 1/4" and 1 3/4" rectangular and 2 1/2" round. For full details of these meters, write to the address below for our illustrated brochure.

McMURDO

McMurdo Instrument Company Limited
Rodney Road, Fratton Trading Estate,
Portsmouth, Hants.

Tel: Portsmouth 35555

Telex 8612

WW-063 FOR FURTHER DETAILS.

EDDYSTONE COMMUNICATION RECEIVERS

For the professional or Amateur user who likes the Best.



840C
£66

Communication receiver at a moderate price. MANUFACTURING STANDARDS OF THE HIGHEST ORDER, 8 B8A valves Superheterodyne circuit. FREQUENCY RANGES:

Range 1	12.4—30 Mc/s.	Range 4	1.12—2.53 Mc/s.
Range 2	5.2—12.9 Mc/s.	Range 5	480—1,150 kc/s.
Range 3	2.5—6.1 Mc/s.		

Ranges 4 and 5 include the International Distress Frequencies. Sensitivity better than 10 microvolts. Selectivity 30 db down at 10 kc/s. off resonance A.C./D.C. Internal speaker.

HIRE PURCHASE TERMS

Model No.	Cash Price	Deposit	24 Monthly Payments	Total H.P. Price over 24 months
870A	£36 10 4	£6 0 0	£1 9 9	£41 14 0
840C	£66 0 0	£12 0 0	£2 11 9	£74 2 0
940C	£133 0 0	£25 0 0	£5 3 6	£149 4 0
EC10	£48 0 0	£8 0 0	£1 18 4	£54 0 0

CASH PRICE ONLY CHARGED IF PAID WITHIN 6 MONTHS. CONFIDENTIAL TERMS. YOU DEAL SOLELY WITH H.P. RADIO. Carriage paid per passenger train. SATISFACTION GUARANTEED.

The Eddystone

Specialists

SERVICES LTD.

49/51 COUNTY ROAD,
LIVERPOOL, 4




Telephone: AINTREE 1445

ESTAB. 1935


WW-062 FOR FURTHER DETAILS.

Bullers CERAMICS

for the **ELECTRONIC INDUSTRY**
(and Electrical Appliance Manufacture)



Frequelex—for high-frequency insulation.



Refractories for high-temperature insulation.



Bullers porcelain for general insulation purposes.

Meticulous care in manufacture, high quality material, with particular attention applied to *dimensional precision and accuracy*, explain the efficiency and ease of assembly when using Bullers die pressed products. *Write today for detailed particulars.*

BULLERS LIMITED

Milton, Stoke-on-Trent, Staffs.

Phone: Stoke-on-Trent 54321 (5 lines)

Telegrams & Cables: Bullers, Stoke-on-Trent
London Office: 6 Laurence Pountney Hill, E.C.4
Phone: MANsion House 9971

WW-064 FOR FURTHER DETAILS.

NUMBER ONE IN ELECTRICAL CONNECTORS...



ROYAL-D PLUGS

D Subminiature series with crimp snap
in contacts and "Little Caesar" Rear-
Release System.

**CANNON ELECTRIC
(GREAT BRITAIN) LTD.**

Lister Road,
Basingstoke,
Hants.

Tel: Basingstoke 3171

WW-065 FOR FURTHER DETAILS.



EDDYSTONE

SLOW MOTION DIALS



Catalogue No. 585
EPICYCLIC DIAL

This full vision dial incorporates an epicyclic, ball-bearing drive mechanism of improved design and giving a reduction ratio of approximately 10 to 1. The movement is smooth and free from backlash. Dial escutcheon measures 6" long by 4½" wide, finished ripple black. Four lines are provided on the semi-circular scale for individual calibrations, the outer line being marked from 0 to 100 over 180°. Supplied complete with black instrument knob 2½" diameter.

A high grade assembly for precision instrument applications. Gear driven, flywheel-loaded mechanism with a reduction ratio of 140 to 1, giving smooth positive control.

Pointer travel is 7". A circular vernier scale, marked 0 to 100, is read in conjunction with the lowest line on the main scale, which has five lines for individual calibration. Overall dimensions 9½" by 5½". Diecast escutcheon finished glossy black to match 2½" diameter instrument knob. Complete with fixing screws and mounting template.



Catalogue No. 898
GEAR DRIVEN

Eddystone Radio Limited

Eddystone Works, Alvechurch Road, Birmingham 31

Telephone Priory 2231 Cables Eddystone Birmingham Telex 33708

WW-066 FOR FURTHER DETAILS.



EX-STOCK DELIVERY

HIGH SPEED PEN RECORDERS

TRANSDUCERS

ACCELEROMETERS

DOWTY MOOG SERVO VALVE



Also

INDUSTRIAL PLUGS, SOCKETS AND CONNECTORS (Plessey MK4, Aluminium and Brass, Thorn, Cannon, Amphenol, Belling Lee, etc.). All brand new and available ex-stock at well under original list prices. Send for leaflets on equipment required or call at our showrooms.

SERVO MOTORS AND SYNCHRO EQUIPMENT.

Fully illustrated catalogue sent upon request

LIND-AIR (SUPPLIES) LTD.

53, TOTTENHAM COURT ROAD · LONDON · W.1
LANGHAM 3633

WW-067 FOR FURTHER DETAILS.

Valradio

TRANSVERTERS (TRANSISTORISED D.C. CONVERTERS)

the D.C. conversion specialists since 1935



2 KW. Peak Starting.
750 W. Continuous.
50-60-400 c/s. or D.C.
from 12-24-50v. Battery.

Up to 93% Efficiency. Polarity Reversal Protection. Square or Sinewave. Up to 300% Instant Overload Capacity. Manually Controlled Frequency. Reed Type Indicator. Remote Control Facilities.

Applications: Static "No-Break" Standby Power Supplies; For Vital System(s) Protection, e.g. V.H.F. Transmitters; Industrial Processes; Control-Alarm-Warning Systems; Mobile Use of Counters; Sig./Gen. Recorders—U/V Sound. Oscilloscopes and Lab. Gear in Marine and Aircraft (K114).

Range of models available with prices from £11-£94.10.0 Please write to department C.10 for transverter leaflet

VALRADIO LIMITED
BROWELLS LANE · FELTHAM · MIDDLESEX
ENGLAND Telephone: FELTHAM 4837-4242

Valradio and Stereosonoscope are the registered trade marks of Valradio Ltd.

WW-068 FOR FURTHER DETAILS.

TRADE
Cinch
MARK

sub-miniature
connectors
with die-cast shell



21

Small, light, and exceptionally reliable, these connectors are available in 9, 15, 25, 37 and 50 ways. They have a current rating of 5 amps per contact, a working voltage of 750V D.C., a contact resistance of 1.9 milliohms (max), and an insulation resistance greater than 5,000 MΩ. For certain applications floating mounting bushes can be supplied and for cable terminating applications a range of aluminium alloy die-cast shells is available. These have an angled cable entry with semi-permanent cable locking bar and a vibration-proof spring clip which locks the assembly together to avoid accidental disengagement of the mating parts.

CARR FASTENER CO LTD

the firm with the best connections
Stapleford, Nottingham · Tel: Sandiacre 2661

TRADE
Cinch
MARK

WW-069 FOR FURTHER DETAILS.

even
greater
accuracy



FREQUENCY METER AND STANDARD SIGNAL GENERATOR 331/C


- Wide range: DC—3000 mc/s.
- High Sensitivity:
5 mV with magic eye zero beat detection.
50 uV using headphones for zero beat detection.
- Reference Standard Stability:
Better than 5 parts in 10^{10} at constant ambient.
Less than ± 1 part in 10^9 drift per day.
- 37,000 Standard Frequencies phase locked to crystal.
- Reading Accuracy: ± 1 cycle.
- Automatic Harmonic Identification.
- Direct measurement of drift about any set frequency.

J·A·C ELECTRONICS LTD

(a member of the Southern Instruments Group)
Station Estate, Blackwater, Camberley, Surrey
Telephone: Camberley 5399

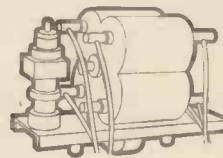
WW—670 FOR FURTHER DETAILS.

There's
more to
Bradleys
than...




calibrators. In fact we make a wide range of electronic instruments, lasers, co-axial components, solid-state microwave sub-systems, as well as voltmeters. All combine advanced design with precision, reliability and rugged construction. A continuous development programme serves both Research and Industry, seeking not only new design concepts but also more efficient manufacturing techniques. Below are just two examples from the Bradley range:

Lasers



G. & E. Bradley manufacture the most comprehensive range of lasers in Europe. Our gas lasers include both R.F. and D.C. excited types. Models for both research and teaching are specially produced. New developments include Argon lasers and a sub-millimetre wavelength type, the Teratron. Models of our pulsed lasers have output powers from 0.5 joules to 300 joules. Features include water-cooling and choice of rotary or passive Q switches. Power supplies having energy storage capacities up to 20,000 are available.

Parametric Amplifiers



A range of advanced design developed to improve noise performance of receivers in such applications as radio astronomy, microwave link systems, U.H.F. and microwave radar systems, satellite tracking and communications. These are available for operation up to 10 Gc/s with bandwidths from 1%—10%, depending on the application.



**G. & E. BRADLEY
LIMITED**

ELECTRAL HOUSE, NEASDEN LANE, LONDON, N. W. 10. TELEPHONE: DOLLIS HILL 7811
TELEGRAMS: BRADELEC LONDON N. W. 10. TELEX: 25583

WW—071 FOR FURTHER DETAILS.

WHAT! ANOTHER BOOKSHELF SPEAKER? Yes - but this one's by **GOODMANS**

That's what makes the MEZZO unique!

Goodmans' jealously guarded Tradition of Excellence is your guarantee of quality and the Mezzo, the latest addition to the famous "M" Range* of loudspeaker systems upholds this envied reputation by offering an outstanding performance within a size and price that will make it the most popular bookshelf reproducer ever produced.

The Mezzo is a full 15 Watt High Fidelity Loudspeaker System in the very attractive size of only 10½" x 18½" x 8" deep. The styling has a restrained yet distinctive beauty making it a desirable and easy addition to any well-designed furnishing decor. It contains two new and specially developed loudspeakers, a robust 8" long throw bass and mid-range unit and a sealed back 3" treble unit. The L.C. crossover network operates at 2,200 c/s. The 8" bass unit is of very advanced design and construction, and is particularly notable for its very low distortion and extraordinary smoothness of performance. Goodmans acoustic engineers claim that it is in fact the smoothest bass reproducer of its size ever produced. The treble unit completes the quality picture to give an overall performance unrivalled in a reproducer of this size.

These features add up to an outstanding loudspeaker system—most probably the one (or pair) for you. Hear the MEZZO soon at your Goodmans dealer or send the coupon for further details and a free copy of Goodmans Manual.

mezzo

HIGH FIDELITY LOUDSPEAKER SYSTEM



*The "M" Series now embraces the MAXIM (Mini-System), the MEZZO (Bookshelf-model), and the champagne-class MAGNUM-K, each one providing the maximum performance possible for its size.

SPECIFICATION

Dimensions..... 10½" x 18½" x 8" deep
 Frequency range..... 40-20,000 c/s
 Power handling..... 15 watts
 Impedance..... Suitable for 8 ohm - 15 ohm amplifiers
 Distortion..... Less than 1% total harmonic at 55 c/s and above, for sound pressure level of 80 db at 6 feet.


Price: 25 Gns. (inc. P.T.)

FREE Please send me a free copy of Goodmans High Fidelity Manual and details of the MEZZO.

Name.....
 Address.....
 WW10

GOODMANS INDUSTRIES LIMITED Axiom Works • Wembley • Middx. Tel: WEM 1200
A Member of the Rentaset Group

WW-074 FOR FURTHER DETAILS.



THE
PYE
CAMBRIDGE
 MOBILE RADIOTELEPHONE

NOW—A high powered Portable!

At last—a compact, transistorised V.H.F. radio-telephone with all the power and performance of vehicle mobiles. The rechargeable battery gives up to *60 hours* duration on receive and about *18 hours* with normal use of the transmitter. The whole unit is completely weatherproofed, and is available for A.M. or F.M. systems. There is also a marine version. The answers to your questions are waiting at the address below.

- Frequency range 25 to 174 Mc/s.
- Fully transistorised receiver.
- Standby battery drain—200mA.
- 5 Watts R.F. output.
- Sealed I.F. block filters.
- Electronic Squelch
- 25 or 50 Kc/s channelling by change of filter.
- 1 to 6 channels as required.
- Available with an additional A.C. Power Unit.
- Designed to meet British, American and European specifications.

PYE TELECOMMUNICATIONS LTD.

CAMBRIDGE · ENGLAND · TELEPHONE: TEVERSHAM (CAMBRIDGE) 3131 · TELEX 81166.



The world's most competitive Single Sideband Radiotelephone—the SSB 125 is suitable for fixed or mobile operation and is the most economic equipment for long distance communication available today.




Features

- 125 watts p.e.p. output
- 4 switched channels
- Transistor DC or AC power pack
- Crystal filter selection of sidebands

PYE TELECOMMUNICATIONS LTD.
CAMBRIDGE · ENGLAND
 Telephone: Teversham 3131

Kolectric present their



AUTOMATIC COIL WINDING MACHINE

Type A/11 (25-50 S.W.G.)

Type A/IX (19-46 S.W.G.)

Incorporating ALL these refinements:

- ★ Dustproof construction
- ★ Provision for simultaneous winding of several coils
- ★ Micrometer traverse setting
- ★ Wire gauge indicator engraved with various settings to which machine can quickly be adjusted.
- ★ Instantaneous re-set turns counter reading up to 100,000 turns
- ★ Efficient wire tensing stand supporting two reels of wire.
- ★ Cadmium- or chromium-plated steel parts

A fully illustrated leaflet quoting complete technical specification is available. We will be pleased to send it to you on request.

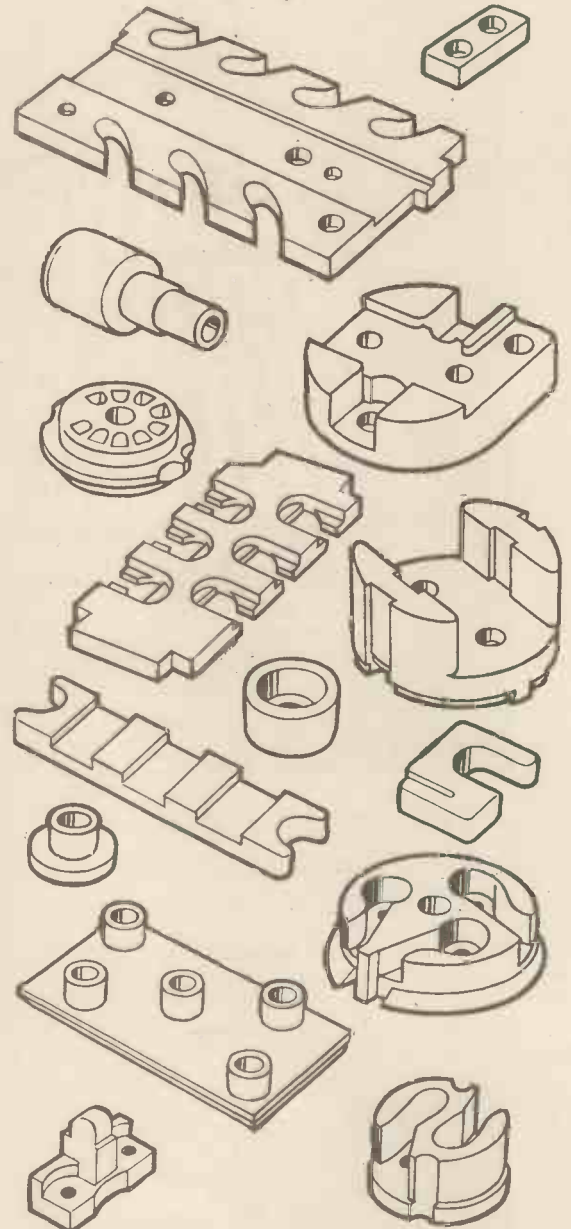
KOLECTRIC LTD

SINCLAIR HOUSE, THE AVENUE
EALING, LONDON, W.13
Tel.: PERIVALE 9066

WW-077 FOR FURTHER DETAILS

Porcelain

Steatite



**V. G. PORCELAIN CO
LTD**

GORST ROAD
PARK ROYAL
LONDON, N.W.10

Telephones:
ELGAR 1411/7
Telex:
London 25589

WW-078 FOR FURTHER DETAILS

G

NEW SHAPES OF SOUND



The Goldring-Lenco GL 68

The many proved features of Goldring-Lenco transcription units such as infinitely variable speed adjustment, pick-up lowering device, automatic idler wheel disengagement are retained on the GL 68, which is the first unit to incorporate the new G.65 arm. This is of low mass tubular construction with stylus pressure adjustment by sliding counterweight, and provision for height adjustment to suit any chosen cartridge. The interchangeable head slide (taking all cartridges with standard $\frac{1}{2}$ " fixing centres) makes use of self-cleaning wiper contacts. Swiss precision motor. Continuously variable speed adjustment. Less than 1% speed variation for 13% mains voltage variation. Adjustable click-in positions for the four standard record speeds. Pick-up raising/lowering device coupled to on/off switch. Automatic disengagement of idler wheel. Full 12" diameter turntable for stereo.
GL 68 Transcription Unit £16.16.0d. + £2.14.7 P.T.

Recommended cartridges for the GL68 are: Pickering V15 (AM1 and AME1) Pickering 380A, Goldring CS90 & CS91E.



Pickering V15 AM1 and AME1 Micro-Magnetic Cartridge


Weighing only 5 gm., these high output, high compliance stereo—mono cartridges are perfect for low mass arms. 15° tracking angle gives minimum distortion. Hermetically sealed. Replaceable push-in diamond stylus assembly, with retracting stylus arm for added protection to records. (0.0007" tip radius for V15/AM1 and elliptical, with even higher compliance, for V15/AME1).
V15/AM1 £9.9.0d. + £1.10.9d. P.T.
V15/AME1 £13.15.0d. + £2.4.8d. P.T.



Pickering 380A Cartridge

Moving-magnet for exceptional mono or stereo reproduction. Features the exclusive V-guard push-in diamond stylus unit which prevents damage through accidental dropping of arm on record. The Pickering 380A ensures high channel

separation and virtually eliminates needle talk, hiss or distortion. Hermetically sealed, it tracks at 2 gm., faultlessly reproduces the most exacting records.
£12.12.0d. + £2.0.11d. P.T.



Goldring CS90 and CS91E Cartridges

These are stereo ceramic cartridges with excellent frequency response and cross-talk separation. Low tip mass, replaceable diamond stylus (CS90 —0.0005" or 0.0007" tip radius; CS91E—elliptical) coupled with high compliance enables these cartridges to be played at light tracking weights. CS 90 £4.4.0d. + £0.13.8d. P.T.
CS91E £6.6.0d. + £1.0.6d. P.T.

C68 Cabinet and Cover for GL68. Elegant sapele mahogany cabinet with removable, clear Perspex dust cover. Size: 14" x 17" x 7".
£8.19.6d. + £1.12.0d. P.T.

G

Goldring Manufacturing Company (G.B.) Ltd.,
486-488 High Road, Leytonstone, London, E.11
Telephone: Leytonstone 8343

WW-079 FOR FURTHER DETAILS.

'ULTRA KAPS' are a NEW RANGE of BARRIER LAYER Disc Capacitors

0.01 μ F \rightarrow 2.2 μ F

Pluggable
Tolerance $-0 \rightarrow +100\%$
Voltage $3 \rightarrow 20$
Diameters $0.12 \rightarrow 0.84$ "

Centralab Limited, Northway House, Gt. North Road, London. N.20. Hillside 2235

Centralab



WW—080 FOR FURTHER DETAILS.

£24

with advantageous trade and quantity discounts



UNIGOR

HIGH SENSITIVITY— MULTI-RANGE TEST METER FROM KELVIN

Measures AC/DC volts, amps, resistance, capacitance, decibels or temperature.

- Only one selector switch
- Automatic electrical cut-out guards against overload damage
- Shockproof ligament suspended movement
- High sensitivity
- Modern styling—two-tone grey plastic case
- Shadow-free scale—angled for legibility
- Carrying case and range of accessories available
- Three models with up to 48 ranges, giving large effective scale expansion:— Models 1S, 3S, 4S.

KELVIN

Please send me further details of the UNIGOR multi-range test meter

NAME..... POSITION.....

ADDRESS.....

KELVIN ELECTRONICS COMPANY, Kelvin House, Wembley Park Drive, Wembley, Middlesex. Tel: Wembley 8888

WW—081 FOR FURTHER DETAILS.

KEC/1521

WIDEST
frequency range
of any Q-meter
1kc/s to
300 Mc/s

MARCONI INSTRUMENTS CIRCUIT MAGNIFICATION METER

TYPE TF 1245

PRICE £165

Alternative oscillators £98 each

- * For rapid measurement of:
 - Q (5 to 1000) of coils and condensers
 - Self-capacitance of coils
 - Inductance of coils
 - Capacitance of condensers
 - Power factor of condensers
 - Dielectric loss
- * Low and high r.f. resistances and impedances
- * Modular arrangement of two specially designed external oscillators ensures versatility and economy. Oscillators may be used independently as general purpose signal sources.




Send for full technical information. The latest edition of our booklet *Impedance Measurements with a Q-Meter* is available on request.

A GOOD NAME FOR GOOD MEASURE

MARCONI
INSTRUMENTS

Marconi Instruments Limited
 St. Albans · Hertfordshire · England
 Tel: St. Albans 59292 · Telex: 23350

The best
High frequency
loudspeaker
you can buy!



MODEL 601

The basic H.F. unit ready for building into a speaker assembly. It will handle the treble of 20 watts of music.

28 GNS.

THE NEW SUPERB

IONOFANE LOUDSPEAKER

The IONOFANE operates on the Ionophone principle invented by Klein of Paris, and is covered by British Letters Patent No. 756546. It is a high frequency loudspeaker having a perfectly uniform response from 3 to 30 kilocycles, quite free from resonances and colourations and with perfect reproduction of transients. It is fully guaranteed.

WRITE NOW FOR
ILLUSTRATED LEAFLET

MODEL 603

A full range speaker assembly of the highest quality, consisting of the Ionofane H.F. unit, new 5in. mid-range and new 15in. bass unit. Will handle up to 20 watts. 75 GNS.

SEE AND HEAR THESE
REMARKABLE SPEAKERS
AT

IMHOFS, 112-116 New Oxford Street, London, W.C.1
LARGS of HOLBORN, 76-77 High Holborn,
London, W.C.1

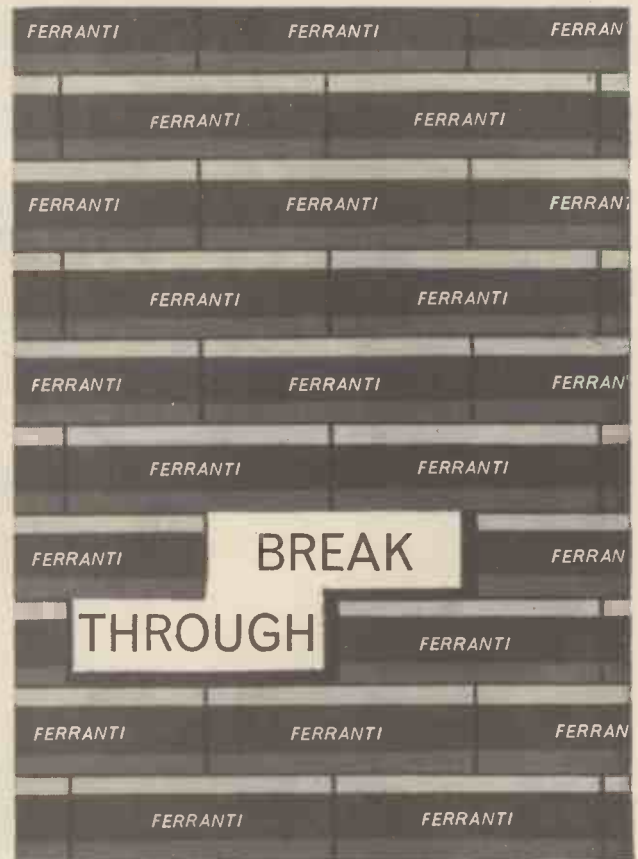
NORTHERN RADIO SERVICES LTD
16 King's College Road, London, N.W.3



Enquiries for these Speakers including the Wholesale and Retail Trade may be sent direct to :-

FANE ACOUSTICS LTD., BATLEY, YORKSHIRE,
or to LINEAR PRODUCTS LTD., ARMLEY, LEEDS

WW-083 FOR FURTHER DETAILS.



IN PACKAGED CIRCUITRY

NEW TECHNIQUES OF CONSTRUCTION—rectangular shape. Allows higher packaging density of modules and simpler printed circuit design.

NEW HIGHER SWITCHING SPEEDS—up to 5 Mc/s.

NEW LOW PRICE — without sacrifice of FERRANTI quality and reliability.

These new ranges of Ferranti Logical Circuit Elements series 400, 500 and 700, are new in every way — shape, which in many cases allows superior printed circuit modular stacking, and design, which gives improved performance of printed circuits. Typical arrangements of modules form reversible and non-reversible decade counters, shift registers, adders, decoders, etc.

FULL INFORMATION AVAILABLE FROM:

FERRANTI LTD., FERRY RD., EDINBURGH, 5. Tel: DEAn 1211

FERRANTI
First into the Future

WW-084 FOR FURTHER DETAILS.

Advance VM79


what other UHF millivoltmeter
has all these features



- mV measurement to over 1000 Mc/s.
- DC Voltage measurement down to $100\ \mu\text{V}$ FSD.
- DC current measurement down to 10^{-10} nano-A FSD.
- Resistance measurement up to $10\text{M}\ \Omega$ with a polarising voltage of only 4V.
- Drift-free.
- DC output for recorder.
- Fully transistorised and battery powered.
- $50\ \Omega$ T-probe included.
- $75\ \Omega$ T-probe, free probe and $50/75\ \Omega$ loads as optional extras.

and at this price?.... **£180** ex works

Write or phone NOW for full details and specification



Advance Electronics Ltd (Instrument Division)
Roebuck Road, Hainault, Ilford, Essex, England.
Telephone: HAINAULT 4444 Telegrams: ATTENUATE, ILFORD.

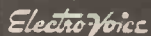
WW-385 FOR FURTHER DETAILS.



REACH

When you can't work close to the sound source the EV 644 gives sharper pick-up. It reaches $2\frac{1}{2}$ times further than non-directional types. Ideal for PA work, groups and T.V. Write for full specification.

Frequency range: 40-12,000 cps. 150 ohms or high impedance—adjustable. Built-in on/off switch. Complete with cable. Price 45 gns.



Electro-Voice equipment is distributed in the UK by KEF



KEF ELECTRONICS LTD · TOVIL · MAIDSTONE · KENT
Telephone: Maidstone 58361. Grams: KEF, Maidstone

WW—086 FOR FURTHER DETAILS.



1 PHASE
AND
3 PHASE

0.5 KVA
TO
250 KVA

TRANSFORMERS

RECTIFIER SETS

100 W 150 kW
FIXED OR
VARIABLE OUTPUT
1 PHASE & 3 PHASE

Electro-Plating, Plasma, Arc Welding, Electro-Magnets, Carbon Arc, Battery Charging and other uses.


Plasma Arc Sets and other specialized equipment for gas, vacuum and powder techniques. Power Control by saturable reactors and other methods.



Variable Output
D.C. Sources



Low Voltage High Current Rectifier Sets



HIGH CURRENT TRANSFORMERS

1 Phase and 3 Phase

Output currents of hundreds or thousands of amperes for Furnaces, Rectifier Sets, Heat Runs, Short Circuit Testing and other uses.

Examples: 5V300A.
10V1,000A.
20V3,000A.
5V6,000A.

VOLTMOBILE

64STEP ON LOAD SWITCHING AUTO-TRANSFORMERS

Output 1.6% to 100% or 125% of input volts in 64 steps or 80 steps. A control device for many loads — resistance furnaces, rectifier sets, battery charging, anodising, heating and other uses 1 Phase and 3 Phase. 18 Models.

Output currents from 20 A to 200 A.



HARMSWORTH, TOWNLEY & CO.

2 Harehill, Todmorden, Lancs.
Telephone: Todmorden 260



Museum Telephone Exchange and Radio Tower designed by the Chief Architect's Division of the Ministry of Public Building and Works Main Contractors Peter Lind & Co. Ltd.

The higher up the building goes, the more difficult becomes top-level contact with the ground. Wherever problems of communication are involved—such as are encountered in building the new GPO radio tower in London—the BCC 40 portable radiotelephone is the perfect answer.

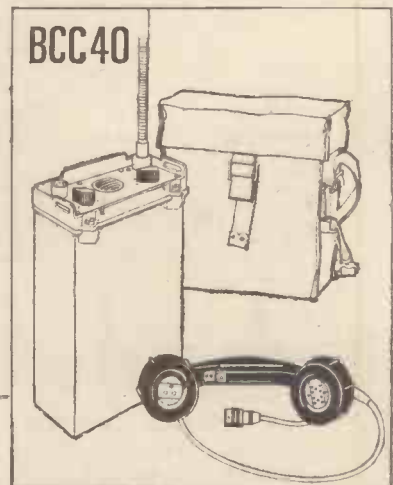
Fully transistorised, compact and robust, with a proved consistently high performance, the BCC 40 is the natural choice for such undertakings. Designed for the particular needs of armed forces, police and fire services, it is ideal for use in industry where conditions are often equally arduous. The BCC 40 ensures reliable two-way speech communication and provides up to 6 channels in any of the VHF bands. There is also a choice of either P.M. or A.M. operation. The BCC 40 inherits the longstanding reputation of BCC equipments for high performance, reliability and endurance.



BRITISH COMMUNICATIONS CORPORATION LTD.

MEMBER OF
THE CONTROLS AND
COMMUNICATIONS
GROUP

EXHIBITION GROUNDS, WEMBLEY, MIDDLESEX
Telephone: Wembley 1212 Telegrams: BEECEEECE WEMBLEY



WW-087 FOR FURTHER DETAILS.



it is ALL there ...



...with the

Minette

- ★ Concert Hall Performance
- ★ Audio Frequency Response 45 - 20,000 c.p.s.
- ★ Compact, Elegant Design
- ★ Unique Integrally Constructed Drive System

The bass unit is five inches in diameter, the heavy moulded cone being suspended on an extremely flexible Neoprene surround resulting in the low free air resonance of 40 cps. The movement of the cone at low frequencies is thus controlled by the stiffness of the air in the enclosure, and is linear.

An extra long voice coil is used to accommodate the necessary increase in cone excursion and the flux density of 14,000 gauss on a 1in. pole is provided by a large ceramic magnet.

The system is unconventional in that the front panel of the enclosure is duralumin plate which is an integral part of the bass unit, and which supports the cone assembly. The magnet is suspended from stout pillars attached to the plate. In this manner the undesirable effects of the conventional chassis on the behaviour of the cone are eliminated, and chassis resonances are obviated.

The treble unit is a specially developed version of the 460T unit fitted with an extremely light suspension system. The crossover network has been developed to provide a smooth distribution of frequencies between the two units.

Standing waves within the enclosure are eliminated by the generous use of B.A.F. wadding. Patents applied for.

SPECIFICATION: Frequency response: 45-20,000 c.p.s. Handling capacity: 10 Watts. Impedance: 15 Ohms. Finish: Satin Walnut. Nett weight: 9lbs (4.1 kg), Gross weight: 11lbs (5 kg). Dimensions: 11½" high, 7" wide, 6½" deep.

PRICE
£15. 0. 0.
+ £2.10.6. tax.

For Further Details Contact: **Richard Allan**

RICHARD ALLAN RADIO LIMITED · BRADFORD ROAD · GOMERSAL · NR LEEDS · YORKSHIRE
TELEPHONE CLECKHEATON 2442
WW—088 FOR FURTHER DETAILS.

MECHANICAL RELAY LATCH FOR P. O. TYPE 3000

This latching device enables the P.O. 3000 type relay to be held in the closed position when the coil is de-energised and until manually released. Does not impair the versatility of the contact arrangements, nor affect the normal mounting position.

WILL TRIP AND HOLD ON A.C. OR D.C. IMPULSE

Please send for illustrated leaflet.



Illustrations show 3000 Type Relay fitted with "Remote" and "Local" release latch.


EITHER TYPE CAN BE FITTED TO YOUR EXISTING 3000 TYPE RELAYS IN A MATTER OF MINUTES

STANDARD 3000 TYPE RELAYS BUILT TO SPECIFICATION

Quotations by Return of Post. Prototypes within 48 hours.

THE "REMANENCE" RELAY

This is a 3000 type relay capable of latching in the energised position after the supply is removed until a suitable releasing current is applied in the opposite direction. This releasing current is controlled by two methods:—



● SPECIAL HIGH PERFORMANTIVITY CORE

1. With a single coil, by reducing the operating current in reverse.

2. With a double coil, via a pair of contacts employed on the relay to energise the second coil.

Information on any contact arrangement to be employed can be obtained on application.

Ministry of Aviation Approved Inspection EID

● RELAYS Type 600 ● Polarised ● AC Relays ● High Speed ● Uniselectors ● Latching Relays ● Magnetic Counters ● Miniature Sealed Relays. Available from stock or supplied to specification.

ELECTRO-MAGNETIC COUNTERS

TESTED AND GUARANTEED.

FOR ALL D.C. VOLTAGES



MAJOR TYPE
Size 6 x 1½ x 1½ in. 17/6.
P. & P. 1/-.



MINOR TYPE—HIGH SPEED
Size 4 x 1 x 1 in. 25/-, P. & P. 1/-.

Jack Davis (Relays) Ltd.

Dept. "W," 9/10, MALLOW STREET, OLD STREET, LONDON, E.C.1 Tel. 6LErkenwell 3661/2

WW—089 FOR FURTHER DETAILS.

Increased protection cuts maintenance costs

The latest A E I Protector - No. 16 provides an exceptionally high degree of protection for communication and instrument circuits.

It operates many times without attention and thus considerably reduces maintenance costs. The three-electrode construction enables it to replace two conventional protectors and, due to the tendency of both gaps to break down simultaneously, it minimises the excess voltages to which the apparatus is subjected.

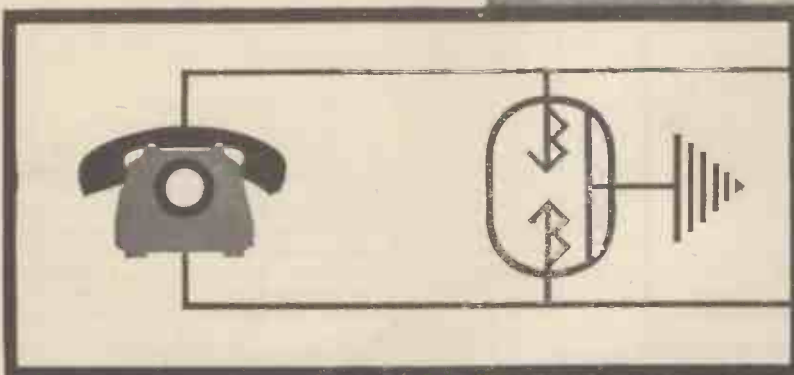

The protector will withstand momentary peak currents of about 20,000 amps and many hundreds of 100 Joule discharges. Prompt delivery can be offered, because demand from many parts of the world has proved so high that production capacity has been greatly expanded.

The protector is available in three breakdown voltage ranges:

150 — 350 d.c.

300 — 500 d.c.

500 — 900 d.c.




AEI

ASSOCIATED ELECTRICAL INDUSTRIES LTD
TELEPHONE APPARATUS DEPARTMENT
WOOLWICH · LONDON SE18 · ENGLAND

Stentorian

THE SOUND OF TODAY!



**MODEL
H.F. 1016
'MAJOR'**

This new unit makes use of the high flux density available in the magnet system of the previous H.F. 1016 unit. A curved diaphragm is used with a rigid centre section coupled to the voice coil. The rigid coupling and the design of the cone termination give a balanced response over the whole audio range. The unit is specially suitable for use in the smaller type of enclosure having a volume of approximately 1½ cubic feet.

Specification: Chassis—die cast aluminium; Cone—graded pulp cambric surround; Cone dia.—10in.; Pole dia.—1in.; Flux density—16,000 gauss; Total flux—61,000 maxwells; Impedance—15 ohms.

Price: £10. 7. 6

Other
Stentorian
Speakers

Type	Flux Density	Price
10" H.F.1012*	12,000 gauss	£5 1 3
8" H.F.816*	16,000 gauss	£6 18 6
8" H.F.812*	12,000 gauss	£4 4 3
8" H.F.810	10,000 gauss	£3 2 9
T359 tweeter	9,000 gauss	£1 15 6
T816	16,000 gauss	£6 11 3
T12 tweeter	16,000 gauss	£15 5 6
T10 tweeter	14,000 gauss	£5 2 0

*These three speakers incorporate a universal impedance speech coil.

CROSSOVER NETWORKS: CX3,000 £1.16.6
CX1,500 £2.6.3 CX 500 £1.11.9



**WHITELEY ELECTRICAL
RADIO COMPANY LTD.**

MANSFIELD · NOTTS · Tel: Mansfield 1762/5
London Office: 109 Kingsway, W.C.2.

WW—091 FOR FURTHER DETAILS.

MEET OUR NO.1 SALESMAN

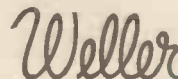


Weller Temperature Controlled Soldering Pencils

When prospective customers try out the Weller T.C.P. they write us sales letters. We admit the T.C.P. costs more than other soldering pencils and if you are interested in only short term benefits then it's not for you. However companies seriously interested in examining their real costs in producing quality electronic equipment will already be aware of the benefits of longer tip life, less downtime, fewer dry joints, less damage to components and circuit boards, no time wasted waiting for warm up, one tool for all types of work, easy handling, high safety. . . .

If you are interested in longer term advantages, write to us and we will send our No. 1 salesman for you to evaluate.

U.K. SALES AND SERVICE




ELECTRIC CORPORATION

HORSHAM · SUSSEX · Tel. 60807

WW—092 FOR FURTHER DETAILS.

SUBMINIATURE CO-AXIAL CONNECTORS

TO PATTERN 17 OF DEF 5322-A & A-4




SPECIFICATION

- Designed to DEF 5322-A & A-4
- Max. frequency : 3 Gc/s
- Temperature category T6 (—55°C to +125°C)
- Humidity category H6
- 50 ohms impedance
- Field-serviceable, with improved cable clamping
- Push-on and screw-on types
- Captivated centre contacts


Illustrations actual size

PLUS SPACE SAVING



Amphenol sub-miniature co-axial connectors compared with one-tenth watt resistors. Illustrations actual size

EXAMPLES FROM OTHER AMPHENOL CONNECTORS TO DEF 5322-A & A-1/3



PATTERN 14 (SEALED)

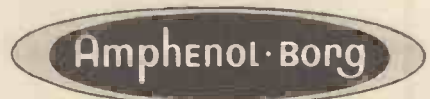
Illustrations actual size

PATTERN 15 (UNSEALED)

PATTERN 16 (SEALED)

Space-saving, weight-saving Amphenol 'Subminax' RF Connectors are designed for easy fitting to cables 'in the field' without special tools. They feature a new cable clamping fitment to meet the higher pull-out strength now specified in DEF5322A & A-4. Centre contacts are mechanically retained in position and do not rely on a soldered joint to the centre conductor.

For full technical details, write to :




AMPHENOL-BORG (ELECTRONICS) LTD.,
 Chanet Way, Tankerton, Whitstable, Kent. (Whitstable 4345)

OVERSEAS DISTRIBUTORS:	DENMARK Semler & Mathiasen	FINLAND Nores & Co. OY.	NORWAY Arthur F. Ulrichsen, A/S.	PORTUGAL E. Dias Serras Lda.	SPAIN Ataio	SWEDEN John C. Lagercrantz
-------------------------------	--------------------------------------	-----------------------------------	--	--	-----------------------	--------------------------------------

WW—093 FOR FURTHER DETAILS.

MEET THE BALUNS...



Designed to provide a simple and effective solution to the problem of matching unbalanced to balanced impedances of different values, Hatfield Balun Wideband matching units are employed in a wide field of applications and range from miniature types encapsulated in polystyrene, developed for use in printed circuits, to high power units for radio transmitters.

Units are available for standard impedance levels and with a choice of basic frequency ranges and terminations to suit most applications. Enquiries for specially developed types are always welcome.

HIGH POWER MATCHING UNITS

A range of high power impedance matching transformers is available, developed as a result of many years' experience, which incorporate the latest developments in high efficiency and low insertion loss. These types are specified by such Companies as Redifon Limited, International Aeradio Ltd., and Airtech Ltd., while users include Governments at home and overseas.

ANTENNA MATCHING UNITS

A range of standard weatherproof units designed to match co-axial cables to open wire aerial feeders. Frequency range 1 to 30 mc/s. We are always pleased to quote for special requirements.

SERIES VT TRANSFORMERS

Designed to match balanced to unbalanced impedances in the frequency band 35 c/s to 2 mc/s. The balanced secondary windings are so arranged as to be a mirror image of each other and are thus symmetrical with respect to the primary winding. A patented, non-inductive screen is interposed between primary and secondary windings and this results in very small balance error and minimum leakage inductance.

HYBRID UNITS

Made in either Bridge or Transformer types, these units are suitable for a wide field of applications where one channel is to be supplied with minimum loss from a multiple number of other channels individually isolated from each other or vice versa. Two way mixers of the Bridge type are particularly useful for mixing TV sound and Vision Signals where high isolation is necessary. Both types can be used for operating one receiver from a number of antennae or alternatively where one antenna supplies a number of receivers.



The Hatfield Baluns are a growing family. Ask for full details of the range and let us keep you informed of new developments.

HATFIELD BALUN

HATFIELD INSTRUMENTS LTD. Dept. WW, Burrington Way, Plymouth, Devon.

Telephone Plymouth 72773/4 Cables: Sigjen Plymouth

CERAMICS

IS OUR BUSINESS

USING THEM IS YOURS

LET'S GET TOGETHER

Our extensive Research and Design laboratories are continuously and successfully engaged in developing new products and improved designs. If you would like to keep abreast of these exciting advances then please ask for our factually

informative literature. We will also be delighted to supply you with samples for testing, and our technical representatives are always on call to discuss your problems with you in detail.



New Alumina Ceramics



Low Loss Ceramics



Metallised Ceramics



Hermetic Seals



LT Insulators



Ceramic Dielectric Materials



Thread Guides




Refractories and Foundry Products

If you are interested in any of the above, don't hesitate to write or telephone.

 **Morgan**

STEATITE AND PORCELAIN PRODUCTS LIMITED

Stourport-on-Severn, Worcestershire. Telephone: Stourport 2271



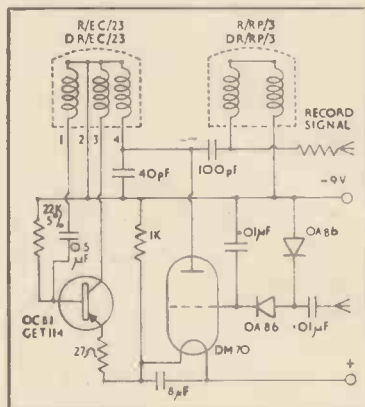
COMBINED ERASE HEAD AND OSCILLATOR COIL

The tendency towards transistor portable tape recorders has received our special attention as the necessity for improvements in heads for this application has been an obvious requirement.

"A most amazing component!" is the reaction of most people who test these, for in a space of only $\frac{1}{16}$ in. diameter by $\frac{1}{16}$ in. long, is contained a complete oscillator coil and erase head.

A simple oscillator circuit operates with a single OC81, or similar type of transistor, and requires only 20mA at 9V from the battery. As well as acting as an erase head, this component also provides the required bias supply to the recording head and (if required) HT for a recording level indicator of the DM70, or similar type. Although DC flows within the oscillator coil inside the head there is no DC flux whatsoever produced in the erase section.

Where an indicator of the DM70 type is used the heater may be seriesed with the circuit, as shown below. This offers a further economy of power, and in this case a total of 25mA at 9V, therefore, supplies indicator heater, indicator HT, 30 kc bias supply and erase power.



Details of all the above types of heads are available from:

MARRIOTT MAGNETICS LTD. BRIDGE WORKS, WATER ROAD, WEMBLEY, MIDDX.
 TELEPHONE : WEMBLEY 7493, ALPERTON 2020, 2029
 WW-096 FOR FURTHER DETAILS.

CLOSE TOLERANCE ON RECORD AND REPLAY HEADS

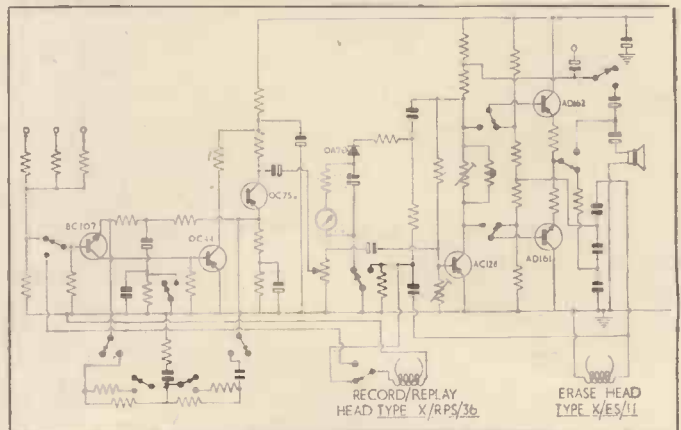
As the tape recording art has developed, so manufacturers have quite rightly asked for closer tolerances and higher performances in heads. How can you produce an extremely high quality range of record and playback heads offering the maximum in performance, having far closer tolerances in all mechanical and electrical characteristics than hitherto envisaged and at the same time offer these at a reasonable price? That was the development and production problem we set ourselves eighteen months ago.

Some 75 heads from manufacturers throughout the world were examined and tested. Performance features were co-related to design factors applicable and so a design took shape based upon the rejection of all known bad features and the incorporation of good. Our design and production experience of over 3½ million heads over fourteen years, including heads for practically every special purpose, enabled us to maintain a realistic approach to the problem. We purchased superb new machinery and produced many special purpose machines ourselves, numerous items of special electronic test gear were developed to provide as comprehensive a system of quality control as could be envisaged, and last but not least, we engaged many highly skilled personnel.

A complete range of record, playback and erase heads ('X' series) is available with these qualities for providing all the requirements of heads for $\frac{1}{4}$ in. tape. Full track, $\frac{1}{2}$ track, 4 track stereo and 2 track stereo are all available and most of these in various impedances. A special feature of the erase heads is their extremely low power requirement, and that they can be operated at 100 kc/s without appreciable heating.

'R' AND 'DR' RANGE OF $\frac{1}{2}$ TRACK HEADS has been redesigned and now give higher output with the maximum in top response and with greatly improved shielding. Over 3½ MILLION 'R' and 'DR' heads are in use throughout the world!

Self-oscillatory erase head circuit with Marriott 'X' type erase and record/play heads. Diagram reproduced by courtesy of Mullard Ltd.






G. A. Stanley Palmer Ltd. are pleased to announce that RESISTA, High Stability Resistors are now available from U.K. manufactured stock. Technical specifications are unimpaired and delivery of the popular RSX3 carbon film type can now be expedited.

Now more than ever it pays to ASK PALMER'S FIRST.



**NOW
FROM
U.K.
PRODUCTION**



R _{sx}		
Type No.		R _{sx} 3
Class 5 ±5%	Rating Watts. @ 70° C	0.5
	Value from 1Ω to :—	30MΩ
Class 2 ±5% ±2%	Rating Watts. @ 70° C	0.25
	Value from 1Ω to :—	5MΩ


Reference sheets of the extensive RESISTA range, including U.H.F. High Voltage, Carbon, Metal Film and Precision Wire-wound Resistors are available on request. Complete module assemblies to customer specifications are produced. Write or phone for complete Data information.

G.A. STANLEY PALMER LTD.

Island Farm Avenue, West Molesey
Trading Estate, Surrey. Molesey 7254

WW-097 FOR FURTHER DETAILS.

a **NEW** standard in low cost counters....



the Advance 5Mc/s **TC4**

- **FREQUENCY** (0 to at least 5Mc/s, direct reading)
- **PERIOD** (Single and multiple period measurements up to 10⁵ periods)
- **TIME** (3 μ S - 10⁵S)
- **COUNT** (1-9999, regular or random pulses)

The new Advance TC4 timer counter offers the best value now obtainable in a four-digit 5Mc/s transistorised and fully portable instrument. The TC4 has many features which places it ahead of similar instruments of its kind; it is outstanding in design, specification flexibility and performance. Frequency measurements to 40Mc/s or 100Mc/s with TCD40 or TCD100 frequency dividers.

Write now for fully descriptive leaflet and specification



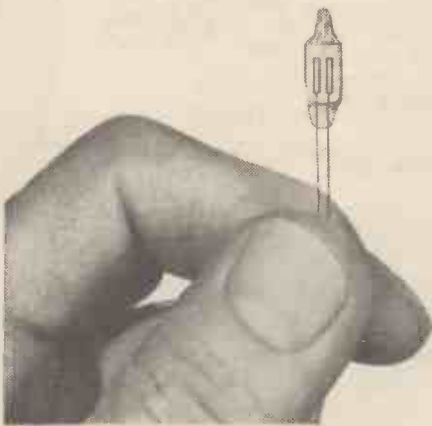
Advance Electronics Ltd (Instrument Division)
ROEBUCK ROAD · HAINAULT · ILFORD · ESSEX
Tel: HAINAULT 4444 · Telegrams: ATTENUATE, ILFORD

WW-098 FOR FURTHER DETAILS.

THUMBNAIL BRILLIANCE — FROM THORN

Atlas Miniature Neon lamps

Developed in the laboratories of British Lighting Industries Limited, these miniature neon lamps are a brilliant example of big thinking on a small scale. Any electrical appliance or switch with room for an indicator lamp, should have ample room for an Atlas Miniature Neon lamp. Suitable for operation on all mains voltages, A.C. or D.C., their current consumption is negligible and their life expectation from 5,000 to 10,000 hours means that they can be permanently wired in position. They are designed to be interchangeable with similar types of British and American origin. There are both high brightness and low brightness types — with virtually no heat from either. In these miniature neon lamps, Atlas have succeeded brilliantly in scaling down full-sized performance to millimetre dimensions.



THORN SPECIAL PRODUCTS LIMITED

Great Cambridge Road, Enfield, Middlesex.
Telephone: HOWard 2477

A member of the Thorn Electrical Industries Ltd. group of companies.

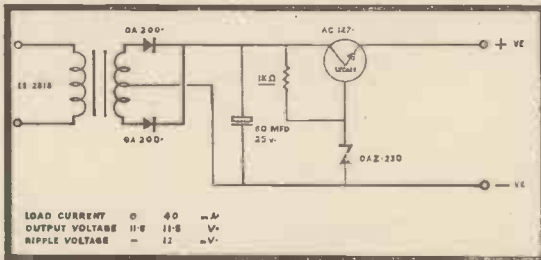
The latest THORN innovation—WIRED ASSEMBLY SERVICE This service enables a designer to specify an Atlas Miniature Neon lamp complete with series resistor and sleeved leads and terminations in one assembly to suit individual requirements. Orders for several items are thus reduced to an order for one single item. The advantages?—simplification of buying operations, reduction of stockholding to a single item, greater ease of costing, progress chasing, planning and production and reduction of inspection time.

Belclere

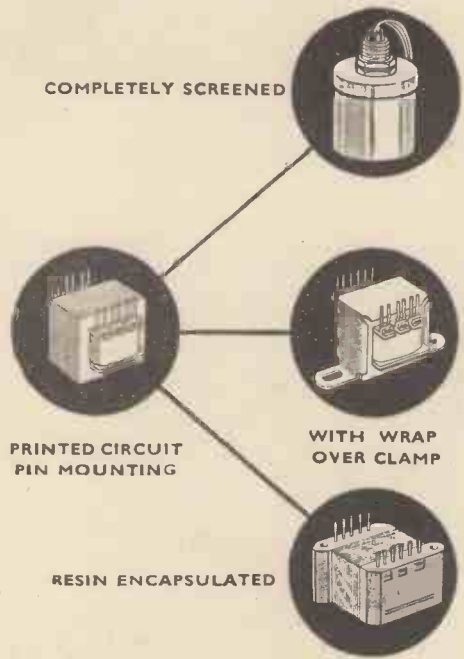
Miniature Mains Transformers

OCCUPY LESS THAN ONE CUBIC INCH

TYPICAL SPECIFICATION (TYPE ES 2818). PRI: 240v @ 50 c/s
SEC: 12 - 0 - 12v TO GIVE 40 mA D.C. IN CIRCUIT SHOWN BELOW.



WW-100 FOR FURTHER DETAILS.



Send for descriptive literature. E.I.D. Approved

THE BELCLERE COMPANY LIMITED
385/387 COWLEY ROAD OXFORD ENGLAND
Tel: OXFORD 77266/7

For ALL CLOSED-CIRCUIT T.V. Systems

THE NEW MINIATURE
'IKEGAMI' T.V. CAMERA
T.K. 204 V.
625 LINE VIDEO



All transistorised, small lightweight camera featuring a stable, high quality picture. Completely control free. Includes automatic 'Cats-Eye' light sensitivity control. Top quality satin silver finish. Can be installed in minutes.

COMPLETE WITH 1" f/1.9 LENS **£145.19**

Obviously HORNTONS ELECTRONICS
'IKEGAMI' U.K. DISTRIBUTORS

WE SPECIALISE IN C.C.T.V. SYSTEMS FOR
ALL INDUSTRIAL, EDUCATIONAL & COMMERCIAL APPLICATIONS

- ★ PROCESS CONTROL
- ★ SECURITY
- ★ TRANSFERT DEPOTS
- ★ TRAFFIC CONTROL
- ★ MEDICAL OBSERVATIONS & INSTRUCTION
- ★ MASS TEACHING
- ★ RELAYING OF DOCUMENTATION
- ★ ENTERTAINMENT AND SPORTS CENTRES
- ★ ADVERT. MEDIUMS

We will quote, supply and install.

Increase efficiency within your Organisation with "closed-circuit T.V." You will be amazed at

THE LOW COST INVOLVED!

★ ALL SYSTEMS FULLY GUARANTEED!

CITY SHOWROOMS

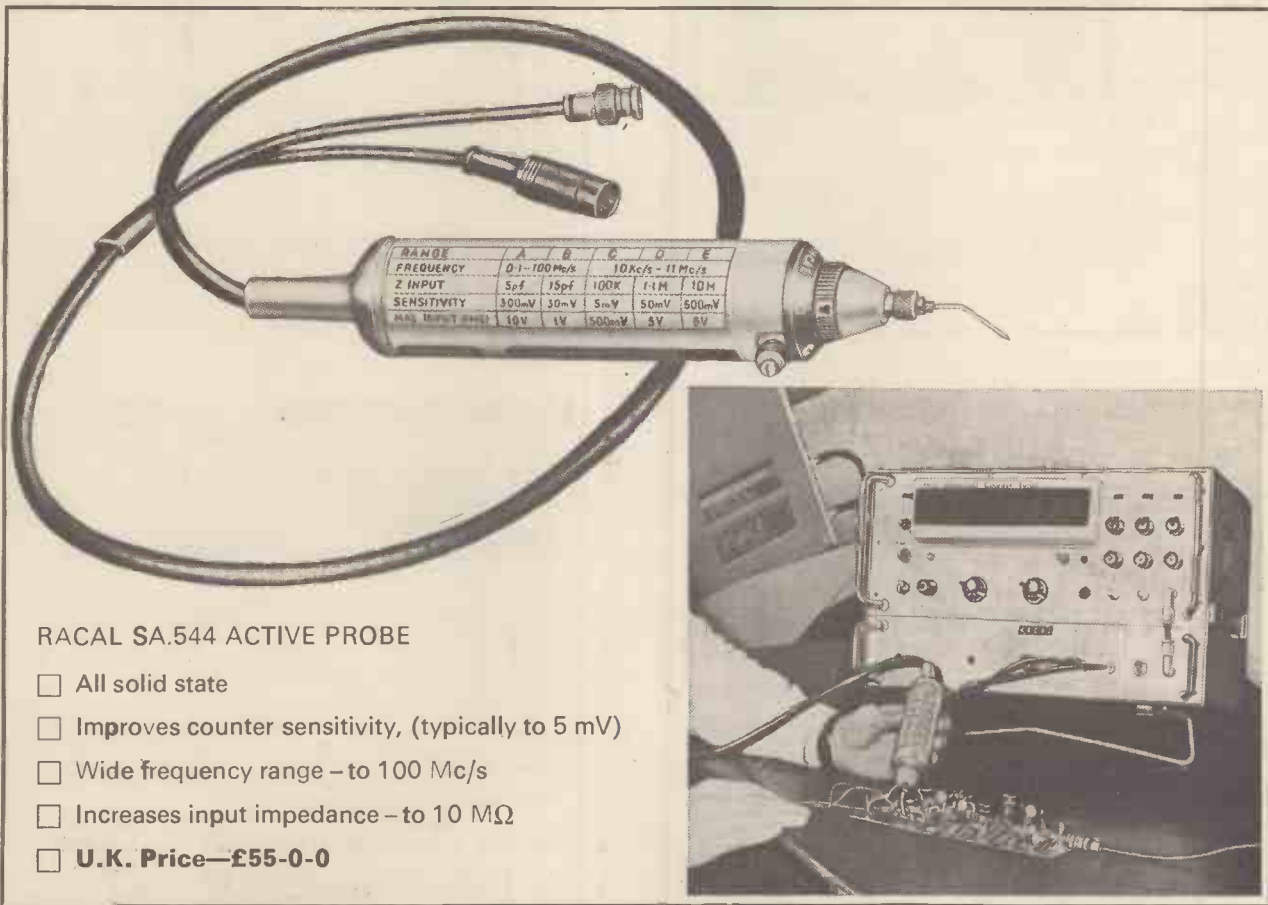
HORNTONS ELECTRONICS

145 GT. CHARLES STREET, BIRMINGHAM, 3
(Next to Pan American Airways.) Tel. MID 0972 OR CEN 6283

★ SUPPLIERS TO GOVERNMENT DEPARTMENTS, EDUCATIONAL AND CIVIC AUTHORITIES

For the first time

An active probe for digital counters



RACAL SA.544 ACTIVE PROBE

- All solid state
- Improves counter sensitivity, (typically to 5 mV)
- Wide frequency range - to 100 Mc/s
- Increases input impedance - to 10 M Ω
- U.K. Price—£55-0-0


RACAL

Racal announce the first of a new range of Counter accessories. Digital counters can now be used for measuring much smaller inputs over a really wide frequency range without special external amplifiers and impedance-matching devices. The Racal SA.544 Active Probe is small, easy to use and designed to military standards (N.A.T.O. Code ref. 6625-99-519-1573). Simplify your difficult measurements with Racal equipment.

Racal Instruments Ltd.

Dukes Ride, Crowthorne, Berks. Telephone: Crowthorne 2272/3 & 3763
Telex 84166. Cables: Racal Bracknell

Tracemanship



Telequipment type S43 and D43 oscilloscopes can be used with any of five different plug-in amplifiers, including the sensational new G type wide band and differential.

S43 is a single-beam instrument, D43 double. Both have newly developed time-base circuits, ensuring exceptionally good linearity, and both have new 4" aluminised CRTs which give brighter, more accurately read traces than have been offered before in this type of instrument.

The advantages of this Telequipment oscilloscope system are twofold. One basic oscilloscope, together with the appropriate type of amplifier selected from the range, provides a specialised instrument at a very reasonable price. Or, if the range of work to be done requires it,

extra amplifiers can be added to adapt the basic instrument to a variety of functions. Additional amplifiers have been developed for specific applications—for example, type D Envelope Monitor for use in the broadcast transmission industry.

Amplifiers

- | | | |
|---|--------------------------|---|
| A | (General purpose) | DC-15 Mc/s at 100 mV/cm |
| B | (Differential) | DC-75 Kc/s at 1 mV/cm
10,000 : 1 rejection |
| C | (Ultra-high gain) | DC-15 Mc/s at 100 mV/cm and
3 c/s-75 Kc/s at 100 μ V/cm
(Bandwidths—3 dB approx.) |
| D | (Envelope monitor) | 2.5 Mc/s-32 Mc/s, sensitivity
1 V/cm |
| G | (Wide band differential) | DC-10 Mc/s at 20 mV/cm
Maximum sensitivity 2 mV/cm |

Full details of this oscilloscope system will be sent on request.
S43 with type A amplifier £98; D43 with type A amplifier £125

TELEQUIPMENT



Telequipment Limited
313 Chase Road
Southgate, London, N.14
Fox Lane 1166

WW-102 FOR FURTHER DETAILS.

"Wireless World"
Iliffe Electrical Publications Ltd.,
Dorset House, Stamford Street,
London, S.E.1

Managing Director:
W. E. MILLER, M.A., M.I.E.R.E.

Editor-in-Chief:
W. T. COCKING, M.I.E.E.

Editor:
H. W. BARNARD

Technical Editor:
T. E. IVALL

Editorial:
D. C. ROLFE
G. B. SHORTER, B.Sc.

Drawing Office:
H. J. COOKE

Production:
D. R. BRAY

Advertisements:
G. BENTON ROWELL
(Manager)
J. R. EYTON-JONES

© Iliffe Electrical Publications Ltd., 1965. Permission in writing from the Editor must first be obtained before letterpress or illustrations are reproduced from this journal. Brief extracts or comments are allowed provided acknowledgement to the journal is given.

VOLUME 71 No. 10
PRICE: 3s.

FIFTY-FIFTH YEAR
OF PUBLICATION

Wireless World

ELECTRONICS, TELEVISION, RADIO, AUDIO

OCTOBER 1965

- 469 Editorial Comment
- 470 Domestic Receiver Survey
- 474 The Season's Sets
- 483 A Non-resonant Loudspeaker Enclosure Design by A. R. Bailey
- 487 World of Wireless
- 489 Personalities
- 491 News from Industry
- 493 Letters to the Editor
- 495 German Radio Show
- 499 Radio and TV in East Germany
- 501 Paris Radio Show
- 503 Slow-motion Television by M. Leeuwijn
- 507 R.E.M.E. School of Electronics
- 509 INEL 65
- 511 October Meetings
- 513 Electronic Laboratory Instrument Practice—10 by T. D. Towers
- 518 Economical Logic by H. R. Henly
- 524 Keeping the Radio Peace
- 525 Books Received
- 526 New Products
- 532 Real and Imaginary by "Vector"
- 534 Commercial Literature
- 534 H.F. Predictions—October


PUBLISHED MONTHLY (4th Monday of preceding month). Telephone: Waterloo 3333 (70 lines). Telegrams/Telex: Wiworld Iliffepres 25137 London. Cables: "Ethaworld, London, S.E.1." Annual Subscriptions: Home £2 6s 0d. Overseas: £2 15s 0d. Canada and U.S.A. \$8.00. Second-class mail privileges authorised at New York N.Y. BRANCH OFFICES: BIRMINGHAM: King Edward House, New Street, 2. Telephone: Midland 7191. BRISTOL: 11, Marsh Street, 1. Telephone: Bristol 21491/2. COVENTRY: 8-10, Corporation Street, Telephone: Coventry 25210. GLASGOW: 123, Hope Street, C.2. Telephone: Central 1265-6. MANCHESTER: 620, Deansgate, 3. Telephone: Blackfriars 4412. NEW YORK OFFICE U.S.A.: 111 Broadway, 6. Telephone: Digby 9-1197.



By foreseeing the needs of the public; by anticipating the practical requirements of setmakers; by helping to solve the problems of service engineers and dealers; by building reliability and performance into every product they make, **MULLARD** have created a unique business philosophy....in a word **INTRINSICALITY.**



WW-103 FOR FURTHER DETAILS.



Bringing signals up-to-date—automatically

Once, the navy was dependent upon flags for signalling. Today more sophisticated methods are available. Naval shore stations are being equipped with STC QT.3-A/4 amplifiers for HF communication with ships at sea.


The QT.3-A/4 is a 10kW ISB and general purpose linear amplifier designed for trouble-free point-to-point operation with autotune and remote control facilities.

- Frequency range 2.5-28 Mc/s
- Suitable for telephony and single or multichannel telegraphy
- Automatic tuning and loading correction
- Manual tuning facility incorporated
- Requires front access only for operation and maintenance
- Solid-state logic circuits used for most of the power and tuning control system
- Meets CCIR requirements.

For further details, write, phone or telex Standard Telephones and Cables Limited, Radio Division, Oakleigh Road, New Southgate, London N.11. Telephone: ENTERprise 1234. Telex: 261912.

world-wide telecommunications and electronics

STC



Marconi specialized components are designed and manufactured only when the precision and high performance required is otherwise unobtainable. The Specialized Components catalogue lists the full range.

QUARTZ STABILITY



crystals


Marconi have more than twenty years' experience in the manufacture of high quality quartz crystals. A wide range of crystals can be supplied from 1 kc/s upwards. Special low aging types are available at 5 Mc/s and 2.5 Mc/s for use in high stability oscillators.

crystal filters

A selection of crystal filters, both s.s.b and bandpass, are available. New designs are constantly being added to the range and can be produced to meet special requirements.

crystal ovens

Marconi crystal ovens accommodate various types of crystals. Models are available which can accommodate up to ten crystals. Outstanding in the range is the Marconi 'change of state' oven which needs no thermostat and has a switching differential of $\pm 0.0014^{\circ}\text{C}$.




Marconi specialized components

The Marconi Company Limited, Specialized Components Division,
Billericay Works, Radford Crescent, Billericay, Essex, England. Telephone: Billericay 3431
WW-105 FOR FURTHER DETAILS.

LTD/F54

tune . . . set level . . . select AM or FM

for *instant direct reading* of Modulation Depth or Deviation



- Carrier Frequency
2.25–600 Mc/s.
- AM 0–100%,
peak or trough.
- FM 0–100 Kc/s
in 4 ranges,
+ve or –ve peak.

Throughout its extensive measuring range, the Airmec Modulation Meter Type 210 has the sensitivity to handle low signal input levels. It will accurately measure AM inputs from 7mV to 700mV, and FM inputs from 7mV to 10V.

Monitor outputs of both LF and IF are available at front panel terminals. The IF output is at 750 k/cs, and allows the modulation envelope of the input signal to be observed on an oscilloscope.

Limiting action is so effective that spurious frequency modulations on AM signals can be measured. Changes of mean carrier level when amplitude modulation is applied can also be measured to an accuracy of better than $\pm 1\%$

Airmec Modulation Meter Type 210



Airmec for peak performance consistently

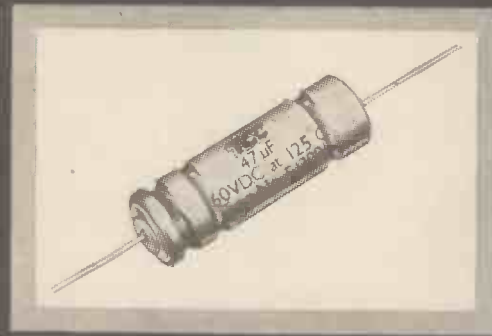
LABORATORY INSTRUMENTS DIVISION—
High Speed Counters, Signal Generators, Oscilloscopes, Wave Analysers,
Phase Meters, Ohmmeters, Valve Voltmeters etc.
AIRMEC LIMITED · HIGH WYCOMBE · BUCKS · ENGLAND
TELEPHONE; HIGH WYCOMBE 21201 (10 LINES)

AP281

NEW +125° C

ALUMINIUM FOIL
EXTENDED
TEMPERATURE RANGE
ELECTROLYTIC
CAPACITORS
TO MIL-C-39018 SIZES

-55° C



Please send me a copy of your Bulletin No. 100

NAME

ADDRESS

v.w.

NEW

T.C.C. E.T.R. capacitors are about one third the weight of corresponding tantalum foil capacitors, have a larger capacitance per unit volume and in many cases will match them in performance. Available in seven sizes and from 5-200 volts working at 125°C with a capacitance range of 3.3 µF to 1000 µF. These capacitors are a big step forward in Aluminium Foil Electrolytics and are the product of T.C.C.'s continued research and development based on many years of experience in the capacitor field.

Send for the new T.C.C. Bulletin No. 100 by filling in and posting the coupon opposite, this new bulletin gives full details of the range with performance curves and complete specification.




THE TELEGRAPH CONDENSER CO. LTD

(Electronics Division) North Acton, London W.3. Telephone: Acorn 0061 (16 lines) Telex: 261383

Also at **CHESSINGTON, SURREY** and **BATHGATE, SCOTLAND**

WW-107 FOR FURTHER DETAILS



TRANSISTORS

British made to the most exacting quality standards —Brimar Transistors are immediately available in all quantities in a wide range of ratings. They are all colour-coded for easy identification—and very competitive in price!

For full information write to the address below—or ring GER 9797 now!

PNP APPLICATIONS	TYPE NO.	V _{CB} (max) V	V _{CE} (max) V	V _{EB} (max) V	P _c (max) mW	h _{FE} I _c = -10mA			h _{FE} I _c = -125mA		
						V _{cb} = 0V	av	max	V _c = -1V	av	max
General purpose switching.	ASY82	-26	-16	-12	200	30	—	130	40	—	120
	ASY83	-26	-16	-12	200	70	—	320	100	—	350
	ASY84	-40	-20	-12	200	30	—	130	40	—	120
	ASY85	-40	-20	-12	200	70	—	320	100	—	350
Class B L.F. output. Oscillator or general purpose switching.	AC154	-26	-16	-6	200	35	—	225	52	—	235
	AC166	-32	-20	-6	200	35	—	290	52	—	315
	AC167	-32	-20	-6	200	35	—	235	52	—	250
	AC177	-32	-20	-6	200	35	—	235	52	—	250
Low Voltage Bias stabilising.	AC169	-2	-2	—	—	h _{FE} V _c = -5V I _c = 1mA			—	—	—
						min	av	max			
L.F. Amplifier, Driver, Oscillator, or general purpose switching.	AC113	-26	-16	-3	200	43	90	—	—	—	—
	AC115	-26	-16	-3	200	15	—	—	—	—	—
	AC155	-26	-16	-3	200	28	43	70	—	—	—
	AC156	-26	-16	-3	200	55	85	120	—	—	—
	AC165	-32	-20	-3	200	43	90	—	—	—	—
NPN APPLICATIONS	TYPE NO.	V _{CB} (max) V	V _{CE} (max) V	V _{EB} (max) V	P _c (max) mW	h _{FE} I _c = 10mA			h _{FE} I _c = 125mA		
						V _{cb} = 0V	av	max	V _c = 1V	av	max
General purpose switching.	ASY86	16	12	12	200	25	—	120	40	—	120
	ASY87	16	12	12	200	60	—	295	100	—	350
	ASY88	26	16	12	200	25	—	120	40	—	120
	ASY89	26	16	12	200	60	—	295	100	—	350
L.F. Amplifier, Driver or Class B L.F. output. Oscillator or general purpose switching.	AC157	26	16	6	200	30	—	190	52	80	195



Thorn-AEI Radio Valves & Tubes Ltd · 155 Charing Cross Road, London W.C.2. GERrard 9797

WW-108 FOR FURTHER DETAILS.

TA2913



Species: Associated Aerials arrays

Habitat: Remote rugged
(hot or cold, wet or windy)

Behaviour: Dependable

Associated Aerials make a huge range of communications aeriels. Compact, reliable RT aeriels to stand up to taxis, fire-brigades and police forces; omnidirectional and directional aeriels that work dependably for many years on end in remote and tough territories; marine and ship-to-shore aeriels; TV transmitting aeriels. VHF, UHF—you name it, Associated Aerials almost certainly already make it. Use still higher frequencies, and Associated Aerials will keep ahead of you. Think of a requirement that nobody's yet heard of, and Associated Aerials will develop an array to meet it. Get in touch



with Associated Aerials. Let them make an array for you, and then forget all about it. That's the way with Associated Aerials—the most easily forgotten aeriels in the world.

ASSOCIATED AERIALS LTD

Knight Road Strood Kent England Telephone: Medway 78255 Telex: 89146

Members of the Associated Aerials Group of Companies:
G.S.V. (Marine & Commercial) Limited
Radio Telephone Aerial Systems Limited
R. T. Masts Limited



WW-109 FOR FURTHER DETAILS.

Sinclair's greatest achievement yet!

THE WORLD'S FIRST POCKET-SIZE
COMBINED F.M. TUNER AND RECEIVER

SINCLAIR MICRO FM

7 TRANSISTORS · 2 DIODES · AFC · 2 OUTPUTS



Total Cost
£5.19.6

Sinclair's latest design, the SINCLAIR MICRO FM is a high quality FM tuner designed to be used with hi-fi amplifier or tape recorder. It can also be used independently as a self-contained pocket F.M. receiver for personal listening anywhere. This exciting Sinclair triumph, barely half the size of a packet of 20 cigarettes, is a fully fledged 7 transistor-2 diode superhet circuit incorporating many unique and original design features to achieve fantastically good standards of performance. Pulse counting detection ensures better linearity than conventional detection methods, and therefore better audio quality. Powerful A.F.C. which locks on to the station tuned in, together with unusually good sensitivity make tuning easy and the set's own telescopic aerial suffices almost everywhere. Separate output stages are provided for feeding to an amplifier or tape-recorder and to the earpiece included with the Micro FM. It is this arrangement which allows the unit to be used both as a tuner and as a self-contained receiver. *In styling, this is the most elegant, most professional looking design in miniaturised equipment ever made available to constructors, and is one you will be pleased to possess. YET WITH ALL THESE WONDERFUL FEATURES, THE SINCLAIR MICRO FM COSTS POUNDS LESS AND OFFERS ADVANTAGES NOT FOUND IN ANY OTHER F.M. TUNER.*

*Advance Design
Features ensure
superb performance*

- Pulse counting detector
- A.F.C.
- Unique 7 transistor superhet circuit
- Requires no alignment
- Professionally styled case
- High sensitivity
- Tunes from 88-108 Mc/s
- MEASURES ONLY $2\frac{1}{2}'' \times 1\frac{5}{8}'' \times \frac{3}{4}''$ plus detachable aerial.

Guarantee

Should you not be completely satisfied with your purchase when you receive it from us, your money will be refunded in full and at once without question.

USE IT AS A TUNER AND A POCKET F.M. RADIO

★ TECHNICAL DESCRIPTION

THE SINCLAIR MICRO FM is a seven transistor, two diode F.M. superhet designed to be used both as a tuner for feeding to an amplifier or tape recorder and as a self-contained pocket portable receiver. The telescopic aerial, which screws into the top of the case, is coupled to an R.F. amplifier followed by a self-oscillating mixer. Use of a low I.F. dispenses with the need for bulky I.F. transformers and removes the need for alignment. A three stage I.F. amplifier amplifies and limits the signal to produce a square wave of constant voltage which is fed into the pulse counting discriminator. This converts the square wave formation into uniform pulses, the average frequency, so that the original modulation is reproduced exactly. After equalisation for pre-emphasis, the signal is fed to the audio output socket for use with an amplifier or recorder and also to the receiver's own audio amplifying stage which enables the Micro FM to be used as an independent self-contained receiver. The inclusion of A.F.C. makes tuning simple as each station tuned in is automatically "locked" as the dial is turned. THE SINCLAIR MICRO FM is completely self-contained within a neat black plastic case faced by an elegantly designed front panel of brushed and polished solid aluminium with spun aluminium tuning dial to match. The tuning scale is marked in Mc/s.

- SUPPLY VOLTAGE—9V from self-contained standard battery.
- CONSUMPTION—5 mA
- SENSITIVITY—Typically 3 microvolts
- AUDIO OUTPUT—300mV approx. from 25K ohms
- HIGH LEVEL AUDIO OUTPUT—9V peak to peak for use with earpiece
- TUNING RANGE—87.5 to 108 Mc/s.
- SIGNAL TO NOISE RATIO—30dB at 30 microvolts
- AUDIO FREQUENCY RESPONSE—10 to 20,000 cps ± 1 dB

THE COMPLETE KIT OF PARTS for building the SINCLAIR MICRO FM including extending aerial, 7 transistors, case, tuning dial, aluminium front panel, light-weight earpiece, plugs and sockets and instructions costs only

£5.19.6

FULL SERVICE
FACILITIES
AVAILABLE AT
ALL TIMES TO
SINCLAIR
CUSTOMERS

More Sinclair
designs on
next
page

SINCLAIR RADIONICS LTD.
COMBERTON CAMBRIDGE
Telephone: COMBERTON 682

NAME & ADDRESS HERE, PLEASE. ORDER ON REVERSE SIDE

Send items as detailed on reverse side to

NAME.....

ADDRESS.....


sinclair

Quote W.W.
if you prefer
write before
cutting this

DESIGNED FOR POWER AND QUALITY

SINCLAIR X-20

INTEGRATED 20 WATT P.W.M. AMPLIFIER & PRE-AMP



Weights
4½ oz.
complete

By the use of Pulse Width Modulation in circuitry developed exclusively by Sinclair Radionics, the unique X-20 achieves standards never before reached by any audio amplifier in the world. From the input of the integrated pre-amp through to the power output stage, this amazing amplifier gives quality and power far ahead of anything in its class to make it the most original and interesting design for years. You use your X-20 like any conventional quality amplifier. It has brilliant transient

response and a flat frequency response from 20 to 20,000 c/s as well as a reserve of power to give you all you will ever want in real high fidelity reproduction. Yet with all these features this remarkable amplifier, which is complete with integrated pre-amp, occupies far less space, costs less and behaves perfectly. It brings a refreshingly new approach to audio that is setting the standard for the whole industry. You can build the X-20 in a single evening!

MEASURES 8¼" x 3¼" x 1" — DELIVERS 20 WATTS RMS

Only the Sinclair X-20 has all these features!

- ★ 12 Transistors including silicon epitaxial planars in output stage
 - ★ Constant square wave amplitude
 - ★ 95% conversion efficiency factor at output stage
 - ★ Frequency response—from 20 to 20,000 c/s ± 1dB
 - ★ Total harmonic distortion—0.1% at 10 watts R.M.S.
 - ★ Input sensitivity—1 mV into 5kΩ
 - ★ Signal to noise ratio—better than 70 dB
- ★ Output into 7.5 ohms—20 watts R.M.S. music power 15 watts R.M.S. continuous
 - ★ Output into 15 ohms—15 watts R.M.S. music power 10 watts R.M.S. continuous
 - ★ Will also make an ideal guitar or P.A. amplifier
 - ★ Built-in low-pass filter ensures wide tolerance to load at output
 - ★ Power requirements—36V d.c. at 700 mA.
 - ★ Add tone and volume control systems to choice, mono or stereo, as described in the X-20 manual

Complete kit of parts including X-20 Manual and instructions

£7.19.6

Ready built and tested X-20 power supply unit to drive up to two X-20s. **£9.19.6**
£4.19.6

X-20 MANUAL

Details in full tone and volume control systems to suit the equipment you use with your X-20. Includes stereo, stereo balance and input switching, FREE with all X-20 amplifiers. Available separately 2/- post free.

IN KIT FORM OR READY BUILT

Guarantee

Should you not be completely satisfied with your purchase when you receive it from us, your money will be refunded in full and at once without question.

The Smallest set on earth

SINCLAIR MICRO-6

- SIZE 1½" x 1⅜" x ½"
- Self-contained aerial and batteries.
- Weighs less than 1 oz.
- Brings in Luxembourg like a local station.
- Plays anywhere.

No transistor set has ever yet compared with the Micro-6 for size, power, performance and design. No set has ever given such pleasure and satisfaction both in building and using it. Everything except the lightweight earpiece is contained within the tiny, elegant white gold and black case. Important features include bandspread at the higher frequency end of the tuning for easy reception of Luxembourg, powerful A.G.C. to counteract fading of distant stations, and vernier type tuning. Quality is outstandingly good. Many thousands of Micro-6 receivers have been built all over the world, and it cannot be too highly recommended as an intriguing design to build and a most practical radio to use. When you have built it, you will want your Micro-6 with you always—and it plays everywhere!




It's easy for anyone to build the Micro-6 and have it working in an evening! All parts including the special Metal Alloy Transistors, case, dial, lightweight earpiece, all parts and easy to follow instructions come too.

59'6

MALLORY MERCURY CELL ZM312 (2 required) each 1/6 (Pack of 6—10/6)
"Transista" black nylon wrist strap for Micro-6—7/6.

WRITE YOUR ORDER HERE. NAME & ADDRESS OTHER SIDE
Please send me
.....
.....
.....
.....
.....
.....
.....
.....
.....
.....
.....
.....
.....
.....



AMAZING CIRCUITRY AND POWER

The technical specification of the Micro-6 is fantastic for its size. It has highly efficient 6-stage circuit using 3 M.A.T.'s to provide 2 stages of R.F. amplification, double diode detector and high gain 3 stage A.F. amplifier with A.G.C. and vernier-type tuning. Tunes over medium waveband. Plugging-in earpiece switches set on.

SINCLAIR MICRO FM ★ FULL SERVICE FACILITIES ALWAYS SEE PREVIOUS PAGE AVAILABLE TO SINCLAIR CUSTOMERS

NAVAL RADIO TRANSMITTING SYSTEMS



Complete flexible
systems
for any class of vessel



Adopted by the
Royal Navy and ordered
by navies in
the Commonwealth
and NATO


- Precise frequency setting and positive stability allows full advantage to be taken of SSB which provides the most reliable communications under difficult conditions of propagation or interference
- Continuous frequency coverage from 240 Kc/s to 24 Mc/s
- Covers all types of signalling
- Broadband amplifier and synthesizer system provides simplest operation and almost eliminates tuning
- Aerials can be sited for maximum radiating efficiency.

MARCONI NT 203/204 SYSTEMS



COMPLETE NAVAL RADIO AND RADAR SYSTEMS

THE MARCONI COMPANY LIMITED · CHELMSFORD ESSEX ENGLAND
WW-112 FOR FURTHER DETAILS.



NEW PUSH-HOME UNITOR

developed from type 102

- Robust, slim, glass filled Diallyl-phthalate moulding
- Contacts simply soldered or crimped, then loaded into rear of moulding
- Contact inserts designed to international crimping standards—need little force to insert and withdraw
- Contact springs of beryllium-copper
- Closed-entry sockets
- Ambient temperature range -55°C to $+200^{\circ}\text{C}$
- High current ratings, 10 and 20 amp
- Simple removal tool supplied with contacts

Write for leaflet P661—
or telephone Miss Woolgar at
Enfield 5393 Ext. 27.




BELLING-LEE

Belling & Lee Ltd · Great Cambridge Rd
Enfield · Middx. Telex: 263265

Vortexion quality equipment

TYPE C.B.L. TAPE RECORDER



Here is a versatile stereophonic recorder which has no equal in its price group.

IT CAN record monaurally or stereophonically with its own mixed inputs from Gram, Radio or other sources and from high grade low impedance balanced line microphones. With good microphones, etc. the result is a suitable master for disc manufacturers. "Before and After" monitoring is provided together with adjustable metered bias for perfection.

IT CAN also make a recording on one track and then transfer it to the other track while measuring and listening to it and adding one or two more signals also metered.

IT CAN repeat the process and transfer this combined signal to the first track with one or two more signals. Composers use it for this purpose. One track may have music or commentary and the other cueing signals or commentary and either may be altered without the other.

IT CAN playback stereophonically or monaurally with its own amplifiers of $3\frac{1}{2}$ watts each.

Speeds $1\frac{7}{8}/3\frac{3}{4}/7\frac{1}{2}$ i.p.s. Price: £172 0 0

Speeds $3\frac{3}{4}/7\frac{1}{2}/15$ i.p.s. Price: £180 0 0

The Vortexion W.V.B. is a high quality monaural machine with "Before and After" monitoring. The recording inputs are a high sensitivity socket for moving coil or ribbon microphone and a high impedance socket for radio, etc., either of which can be selected by a switch. Superimposing and echo work can be done and the playback has reserve gain for abnormal requirements. This model cannot be converted for stereo playback, but it is a thoroughly reliable machine for the engineer specialising on monaural work.

Speeds $1\frac{7}{8}/3\frac{3}{4}/7\frac{1}{2}$ i.p.s. Price: £115 10 0

Speeds $3\frac{3}{4}/7\frac{1}{2}/15$ i.p.s. Price: £128 0 0

The Vortexion W.V.A. is a monaural machine which has a performance equal in sound quality to the other models. It possesses all the features of the W.V.B. except for "Before and After" monitoring, Dubbing and Echoes. The recording being made can be heard on the internal loudspeaker as in the W.V.B. and C.B.L. The controls are uncomplicated.

Speeds $1\frac{7}{8}/3\frac{3}{4}/7\frac{1}{2}$ i.p.s. Price: £96 7 0

Speeds $3\frac{3}{4}/7\frac{1}{2}/15$ i.p.s. Price: £107 3 0

All tape recorders have adjustable bias controls, low impedance mic. inputs for unlimited lengths of cable, highly accurate position indicators and meters to measure recording level and bias.

VORTEXION LIMITED
257-263 The Broadway, Wimbledon, S.W.19
Telephone: LIBerty 2814 and 6242-3-4 Telegrams: "Vortexion London, S.W.19"

WAYNE KERR

INNOVATIONS IN INSTRUMENTATION

audio-video instrumentation

Wayne Kerr, makers of the world's most comprehensive range of electronic bridges, have also developed many precision signal-generating, attenuating, measuring and analysing instruments for frequencies from DC to 60 Mc/s. These instruments combine maximum versatility with simplicity of operation, and are in widespread use throughout Government Establishments, Broadcasting Authorities, the Armed Services and all types of scientific and industrial laboratories.

INSTRUMENT-OF-THE-MONTH

VTVM measures 30 μ V-100V from 20 c/s to 300 kc/s

The Wayne Kerr M121 AF Voltmeter has open, linear scales for the accurate measurement of voltages with negligible loading on the source. The mirror-scale movements are individually calibrated in r.m.s. values and in dB relative to 1mW in 600 ohms. Exceptional linearity and stability have been achieved by including the rectifying elements in a current-feedback loop. The h.f. supply for all stages is fully stabilised, eliminating any undesired effects of mains fluctuations. A cathode-follower output stage is included to permit feed-through amplification of up to 60dB.

Brief Specification:

Ranges 1, 3, 10, 30, 100 and 300mV,
1, 3, 10, 30 and 100V r.m.s.
(Multiplier for 300V.)

Accuracy Better than 1% f.s.d.

Input Impedance

1 mV to 10V (direct): $\geq 15 \text{ M}\Omega$ shunted by 20pF
1 mV to 10V (transformer): 600 Ω and 100k Ω ,
balanced or unbalanced
30V and 100V (direct): 1 M Ω shunted by 15 pF



AUDIO SIGNAL GENERATOR S121

Very low harmonic content, 13-ft. tuning scale.

Frequency 10 c/s to 120 kc/s
Stability 100 ppm
Accuracy 1% \pm 0.5 c/s
Output (600 Ω) -70 dBm to +10 dBm
Hum level at least 60 dB down



COMPLEX-WAVEFORM ANALYSER A321

High selectivity plus simple operation

Frequency 20 c/s to 20 kc/s
Stability 1%
Response ± 1 dB
Accuracy Frequency: 2%
Level: 5% or ± 1 dB



WIDE-BAND ATTENUATOR Q251

Compact, high accuracy and stability
Frequency DC to 60 Mc/s
Range 0-61.5 dB (0.5-dB steps)
Impedance 50 Ω or 75 Ω
Accuracy ± 0.1 dB



VIDEO OSCILLATOR O22D

Output level unaffected by frequency changes

Frequency 10 kc/s to 10 Mc/s, plus mains-frequency square wave
Accuracy 1%
Output, -51.5 to +10 dB on 1 Vp-p across 75 Ω (alternatives: 1mW in 75 Ω , or 1mW in 50 Ω)
Stability ± 0.5 dB

FOR MORE INFORMATION use the coupon below (faster) or the reader enquiry service (easier).

Reader enquiry service code no.

'Instrument-of-the-month'	220
AF Voltmeter M121	221
Audio Signal Generator S121	222
Complex-Waveform Analyser A321	223
Wide-band Attenuator Q251	224
Video Oscillator O22D	225
Electronic Bridges	226

WAYNE KERR

The Wayne Kerr Laboratories Limited
Sycamore Grove, New Malden, Surrey
Telephone: MALden 2202 Telex 262333
Cables: Waynkerr, New Malden



Please send me further information about the instruments I have indicated (tick appropriate box)

'Instrument-of-the-month' AF Voltmeter M121

Audio Signal Generator S121

Complex-Waveform Analyser A321

Wide-band Attenuator Q251

Video Oscillator O22D

Electronic Bridges

Name _____

Position _____

Firm _____

Address _____

THE FABULOUS FOUR-O-EIGHT

... is the Receiver of the 1970's. Its performance and reliability set a standard unlikely to be equalled for the next decade.

Naturally, it's all solid-state. Silicone planar transistors for reliability. Full, no-gap frequency coverage 13 kc/s to 28.0 Mc/s. Single or double conversion depending on range selected. Choose your own bandwidth anywhere in the range 800 c/s to 8.0 kc/s—or the 160 c/s crystal filter for winking out that elusive CW signal. All the sensitivity you can use plus

excellent frequency stability and resetting accuracy.

Handling qualities on all modes—SSB, AM or CW—are as smooth as the performance. Unprecedented AGC performance—selectable for variable attack and delay times to combat the worst conditions.

There are AC and DC models available for mains or vehicle supplies.

Full technical information available on request.




The R408 SSB/AM/CW Receiver



A Member Company of the Rediffusion Group

Redifon Limited,
Communications Sales Division,
Broomhill Road,
London, S.W.18
Tel: VANdyke 7281

WW-115 FOR FURTHER DETAILS.



BRIMAR
SILICON RECTIFIER DIODES

British made to the most exacting quality standards—Brimar Silicon Diodes are immediately available in all quantities in the two most popular types. The price is very competitive.

For full information, write to the address below—or ring GERrard 9797 now !



Thorn-AEI Radio Valves & Tubes Ltd
155 Charing Cross Road, London W.C.2.
GERrard 9797.
TA2914

TYPE NO.	ABSOLUTE RATINGS ($T_{amb} \leq 70^{\circ}C$)				
	VR recur (max) V	VRM (max) V	V _i r.m.s. (max) V	IF (AV) (max) mA	IFM (max) A
BY100	800	1250†	280	550*	5.0
BY114	450	650†	155	550*	5.0
BY125	200	250†	—	100	0.7
BY124	50	75†	—	100	0.7

* $T_{amb} \leq 50^{\circ}C$. † Max. duration 10 ms.


when you
face a
communications
problem,
consult Ultra!

Ultra can give you so much more than conventional systems provide. Ultra miniature radio-telephone networks can give you instant contact with key personnel on the move, 10 or 100 persons, selectively or altogether, in vehicles or on foot, dispersed over wide areas like docks, airfields, hospitals or large engineering sites. Or keep emergency contact with security and rescue patrols and men in danger. And for every form of public address system, or the reproduction, amplification and distribution of sound in all locations, there is a complete range of Ultra equipment to do the job, which is utterly reliable and simple to operate.

*Walkie-Talkies,
A.M. and F.M.*



*Complete
base station
equipment*



*Speakers for
indoor and outdoor service*




A large range of microphones

*So whatever your communications
problem, keep in touch with Ultra.
Please write or telephone Mr. A. E.
Outten for further information or advice.*


*Mobile radio-telephones
for all applications*



*Public address systems,
large and small*



ULTRA ELECTRONICS




**Manufacturers of 'Vigilant' and
'Valiant' Radio Telephones
and 'Trix' Audio Equipment.**

Ultra Electronics Limited,
Telecommunications Division,
Western Avenue, London W.3. Acorn 3434.

WW-117 FOR FURTHER DETAILS.

High amplitude pulse generators



Double pulse generator PP 1122

	Amplitude	Polarity	Output impedance	Rise time	Pulse width	Delay
Prepulse	1-10 V	pos. or neg.	75 Ω	20 ns	100 ns	120 or 320 ns with respect to triggerpulse
Main pulse I	10 mV-10 V	pos. or neg.	75 Ω	< 20 ns	50 ns-50 ms	100 ns-10 ms with respect to prepulse
Main pulse II	10 V-100 V	pos.	6.3 Ω/V + 135 Ω	< 25-100 ns	200 ns-50ms	100 ns-10 ms with respect to prepulse
Double pulses	Both main pulses can be doubled; minimum spacing 200 ns					
Pulse repetition frequency	Internal 10 c/s-1 Mc/s, external dc-2.5 Mc/s, adjustable trigger level					

Pulse generator PM 5710

	Amplitude	Polarity	Output impedance	Rise time	Pulse width	Delay
Prepulse	> 5 V	pos.	100 Ω	50 ns	150 ns	200 ns with respect to triggerpulse
Main pulse I	0-5 V	pos. or neg.	135 Ω	< 25 ns	1/2 T or 200 ns-200 ms	200 ns with respect to prepulse (jitterfree by use of delay cable)
Main pulse II	5 V-100 V	pos. or neg.	120 Ω - 12 k Ω	< 100-170 ns	1/2 T or 200 ns-200 ms	200 ns with respect to prepulse (jitterfree by use of delay cable)
Pulse repetition frequency	Internal 10 c/s-1 Mc/s, external dc-3 Mc/s, adjustable trigger level					

PHILIPS
electronic measuring instruments



For the U.K.:
Philips Electronics and Control
The M.E.L. Equipment Company Ltd.,
207 Kings Cross Road,
London WC1 TERminus 2877

AMPLIVOX FOR COMMUNICATIONS



A range of tropicalised microphones and earphones



Ampligard: A range of noise excluding headsets



New Ear Defender Handset Type 16450



Noise cancelling hand microphone Type 15700



Ampliphone: Pocket size inter-communication system



New Throat Microphone Type 17600/1

Most products available for prompt delivery


AMPLIVOX

AMPLIVOX INDUSTRIAL DIVISION
BERESFORD AVE., WEMBLEY, MIDDLESEX

Telephone: WEMBLEY 8991

WW-119 FOR FURTHER DETAILS.

**50% more display area
... plus
added
capabilities
for the
same price**



IMPROVED 545B oscilloscope



The Type 545B is an improved version of the Type 545A, which has proved itself of great service to a multitude of laboratories and industries throughout the years and has been considered a standard by which other oscilloscopes can be judged.


- Internal no-parallax illuminated graticule
- Bright 6cm by 10cm display area
- Small spot size, uniform focus
- Fixed-tuned delay line
- Triggering beyond 30 Mc/s
- Sweep Delay
- Single Sweep
- Sweep Magnifier

plus plug-in unit adaptability

- 1 accepts one of 17 letter-series plug-ins for differential, multi-trace, sampling, other laboratory applications, or
- 2 accepts one of many new spectrum analyzer plug-ins (L-10A, L-20, L-30, others) for frequency-based displays, or
- 3 accepts one of 2 new dual-trace plug-ins (1A1 or 1A2) for 50 mv/cm at dc-to-33 Mc/s —with the Type 1A1 also offering 5 mv/cm at dc-to-23 Mc/s dual-trace, and approximately 500 μ v/cm at 2 cps-to-14 Mc/s, single trace.

But to hear the complete story, call your Tektronix Field Engineer. He will know if a Type 545B offers the best solution to your measurement problem. If the Type 545B appears to be the answer, try it. Use it in your own application — with one of your letter-series plug-ins or one of the new spectrum analyzer or dual-trace plug-in units.

Type 545B Oscilloscope (without plug-ins).....	£634
Type L-20 Spectrum Analyzer Plug-In Unit.....	£829



Rack Mount Model Type RM545B.....	£700
Type 1A2 Dual-Trace Plug-In Unit.....	£132
Type 1A1 Dual-Trace Plug-In Unit.....	£244

Prices shown are free of duty subject to Treasury direction

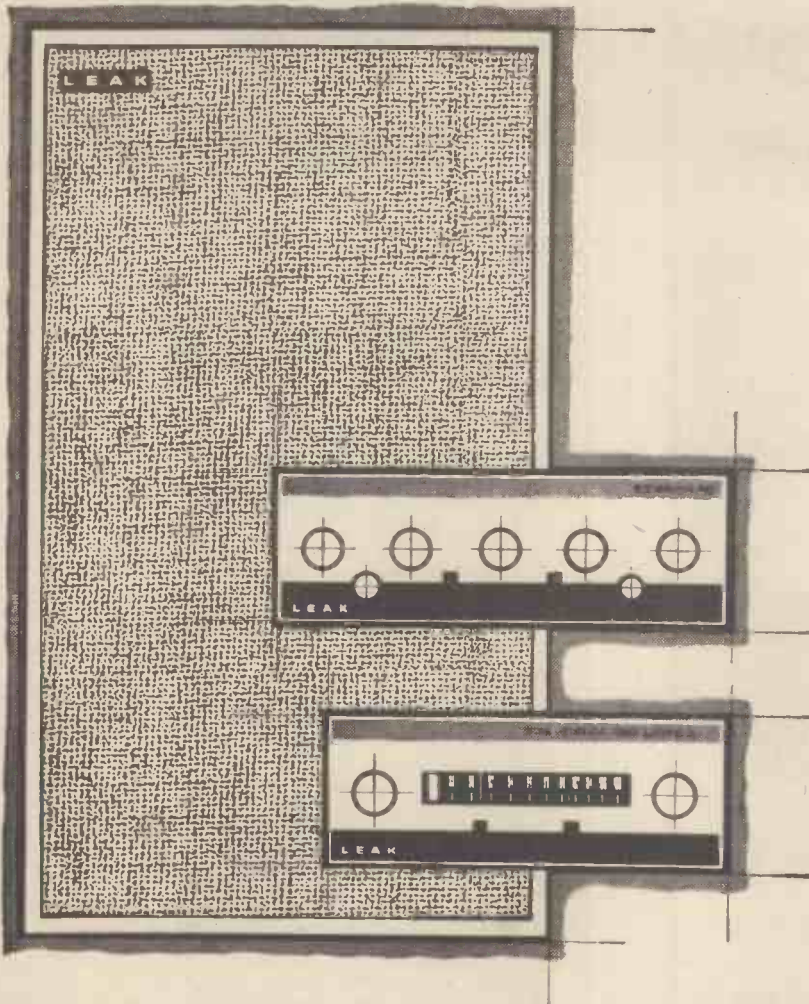
TEKTRONIX U.K. LTD

BEAVERTON HOUSE, STATION APPROACH, HARPENDEN, HERTS.
Telephone: Harpenden 61251 Telex: 25559

For overseas enquiries: TEKTRONIX CANADA LTD., Montreal, Quebec & Toronto (Willowdale), Ontario TEKTRONIX LTD., Albany House, St. Peter Port, Guernsey, C.I.
TEKTRONIX INTERNATIONAL A.G., P.O. Box 57, Zug, Switzerland TEKTRONIX AUSTRALIA PTY. LTD., P.O. Box 488, Sydney, New South Wales
TEKTRONIX Inc., P.O. Box 500, Beaverton, Oregon, U.S.A.

WW-120 FOR FURTHER DETAILS.





The **LEAK SANDWICH**

A TRIPLE FIRST FOR LEAK



A SUCCESSOR TO THE FAMOUS
"TROUGHLINE II": FM "TROUGHLINE 3"
Price £31: 14: 6d.

HI-FI NEWS—"To sum up,
the Leak Troughline II belongs to the very limited class of aristocrats
in the tuner world."


A MAJOR LOUDSPEAKER INVENTION
THE "SANDWICH" Price £39: 18: 0d.



AUDIO AND RECORD REVIEW—
" . . . This design must be regarded as a
breakthrough of fundamental and far-
reaching importance."

If you are interested in Hi-Fi equipment combining faultless presentation with audio engineering to Impeccable standards offering studio quality reproduction at reasonable cost . . .

ANOTHER MILESTONE IN AUDIO ENGINEERING
"STEREO 30" TRANSISTORISED AMPLIFIER
Price £49: 10: 0d.



WIRELESS WORLD Editorial, May
1963—"Last autumn during his presi-
dential address to the British Sound
Recording Association, H. J. Leak demonstrated a prototype high-
quality transistor amplifier which gave results indistinguishable from
those of his valve amplifiers . . ."

"People sometimes ask why there is any necessity to change to
transistors. The elimination of the output transformer is, in our view,
sufficient reason now that solutions of the problem of linearity in the
response of the rest of the transistor circuit have been found. As
additional bonuses we get smaller size, cooler running and the prospect
of longer life."


WRITE NOW FOR FULLY ILLUSTRATED AND DETAILED LITERATURE.

LEAK . . . the first name in High Fidelity since 1934

H. J. LEAK & CO. LTD., BRUNEL ROAD, WESTWAY FACTORY ESTATE, LONDON, W.3

Telephone: SHEpherds Bush 1173 (PBX). Telegrams: Sinusoidal, London, W.3

no shadow of doubt...



why Sifam 'CLARITY' instruments are specified, so often




The elimination of any solid surround to Sifam 'CLARITY' instruments eliminates top shadow, especially when instruments are mounted above eye level. This feature also provides greater readability, thereby minimising the risk of human error in recording readings.

The use of a completely transparent moulded front provides for a greater scale length for a given front area of instrument. Interchangeable masks are available in a choice of contemporary colours to blend with customers' equipment. Designed with special reference to ergonomic considerations,

Sifam 'CLARITY' instruments have a clean, modern appearance, combining contemporary styling with consistent accuracy. Sifam 'CLARITY' instruments are normally supplied to meet the requirements of B.S.S.89 (1954) but other accuracies, i.e. the now obsolete B.S.S.89 (1937) can be supplied on request. Scale arcs, mountings and pointers can be supplied in accordance with the new B.S.S.3693 Part 1, 1964, or to customers' requirements.

Please write for Data Sheets 106/C & 106/C1.



INSTRUMENTS

SIFAM ELECTRICAL INSTRUMENT CO. LTD.
Woodland Road, Torquay, Devon
Telephone: Torquay 63822/6

SI.51/1

WW-123 FOR FURTHER DETAILS.

It's

Model 16 A
£ 2.6.0.




easy



Model AB/1
£ 3.10.0.

to



Model 36 A
£ 4.16.0.

find...

- small components in an
original **raaco** cabinet

- see at a glance, avoids searching
- transparent dividable drawers in many sizes
- rigid steel frame will carry the heaviest of loads
- hangs up singularly or stacks in greater units
- range of 35 different space-saving storage cabinets

MODERN AND EFFICIENT STORAGE
OF ALL SMALL ITEMS

raaco

ask your dealer or write to
RAACO (LONDON) LTD.
for free illustrated brochure

Bath House, 57/58 Holborn Viaduct,
London, E. C. 1. - Tel: City 3410/3122

WW-124 FOR FURTHER DETAILS.

aspects of *Armstrong*



Models and Modules

This is an under chassis view of our 226 Stereo Tuner Amplifier, showing the modular construction which is common to all our products.

In this model the modules are:

1. AM-FM Tuner
2. Control Unit
3. Blank plate for mounting our Stereo Decoder
4. Preamplifier
5. Power amplifier
6. Power amplifier
7. Power Supply Unit

All the modules are manufactured and wired separately, assembled on a steel frame, and finally interconnected. Other models have different combinations. There are a number of advantages in this approach, both to us as manufacturers and you as customers. For example, the AM-FM Tuner module (1) is included in 6 different models, and the 10 watt amplifiers (5&6) in five. This enables the modules to be produced in large quantities, with all the extra efficiency and economics that this implies. The great saving gained in this way accounts, in part, for the very competitive prices of Armstrong products, and enables us to achieve a greater degree of specialisation in our factory than would normally be possible.

There are separate production lines for modules and finished models, each with its own inspection and test departments. This means that exacting inspection and test procedures are applied to the modules and the final models, providing a double check on performance and reliability. Added to all this, the module concept enables us to offer you a very much wider choice of models, encompassing almost everyone's requirements. The 226 Tuner Amplifier price £61, is the most expensive item in our range, but prices start at £22.10.0

For full details and technical specifications of all models, plus list of over 300 stockists, post coupon or write, mentioning code number shown in the coupon.

ARMSTRONG AUDIO LTD
WALTERS ROAD, LONDON, N7

tel, NORTH 3213



tuners

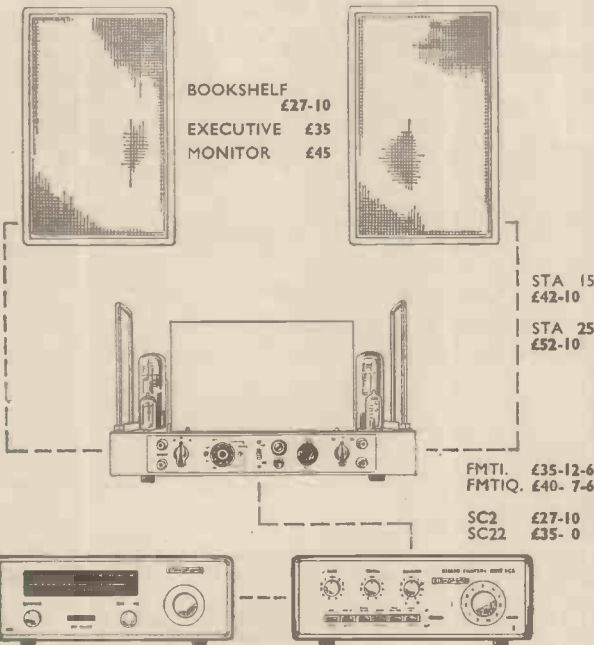
amplifiers

tuner-amplifiers

name _____
 address _____
 10 WW65 _____

THE SUBTLETY OF PERFECTION

The difference between 'average' and 'highest attainable' performance in sound reproduction is not always as forceful and absolute as manufacturers of high quality equipment would like. It is very difficult even for experienced listeners to assess systems quickly in unfamiliar listening conditions, and practically impossible for beginners. It is understandable then if the subtle parameters of extra performance and the qualities which put an item in a superior class are overlooked on first evaluation. If you already possess reproducing equipment and you intend to replace it, it is essential that you study carefully what is offered. Get yourself familiar with all relevant details including the subtleties so easily overlooked. Finally get to know what to listen for in demonstrations and if possible listen in your home for comparison with your existing equipment and/or the alternative choice. As a guide, specification information in respect of Radford products is detailed below.



Pre-Amplifiers

High signal to noise ratio (no hum, no noise at maximum or any listening level); smooth and noiseless volume, tone and balance controls with virtually infinite life; accurate RIAA equalisation for correct response contour; accurate tone control potentiometers for flat response at zero position; flexible input and output level handling capacity to ensure low distortion under all conditions of use.

Power Amplifiers

No background noise, virtually zero distortion at the rated power output over the whole frequency band from 20 to 20,000 c/s; very large power reserve; fast transient response without ringing or hangover (note the quality and the naturalness of transient sounds in comparison with other amplifiers); absolute stability (you cannot damage Radford amplifiers or incite them into instability by continuous overload with any type of signal into any kind of load, from short circuit to open circuit or any kind of reactance).

F.M. Tuners

High sensitivity (5µv), high capture ratio (4 db) enabling reception of very weak signals from multipath sources without distortion; wide bandwidth (for low distortion and multiplex operation); yet very selective (adjacent channel reception of a weak signal near to a powerful signal is precludeable); virtually complete absence of spurious responses (you can receive weak signals without interference from signals generated in the receiver itself by cross modulation with powerful incoming signals).

Loudspeakers

Exceedingly smooth-response achieved by using the best drive units obtainable and equalising them with complex networks (note the lack of listener fatigue after long listening periods, and directional stability in stereophony); wide angle response (note that you can listen anywhere in the room with the same frequency balance with perfect integration on a stereo programme); lack of coloration (note the naturalness in voice reproduction and absence of boom at low frequencies).

General

Equipment and loudspeakers built to high standards must of necessity be made from the best materials available to provide consistency and long life without failure. Only the finest polyester, polystyrene, and electrolytic capacitors; high stability carbon, metal oxide, and wire wound resistors; and moulded track potentiometers are used. Loudspeaker enclosures are manufactured from 1/4" thick solid Alformosa, rigidly stressed and lagged with a natural material far superior to that conventionally used. Why not see your dealer now about Radford equipment? Supplies have been scarce but more will be available, gradually.


RADFORD ELECTRONICS LTD.,
ASHTON VALE ROAD, BRISTOL 3

WW-126 FOR FURTHER DETAILS.

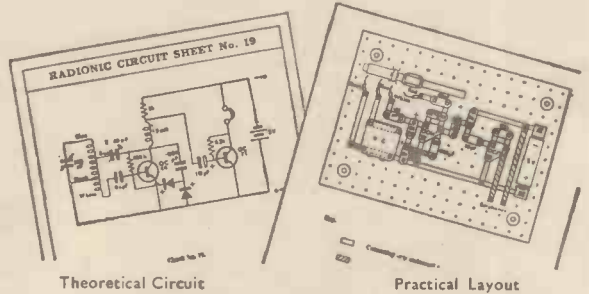
RADIONIC

RADIO & ELECTRONIC CONSTRUCTION SYSTEM

IF you are a beginner
 you wish to experiment
 you teach radio or electronics
YOU should know about Radionic



A No. 4 SET and 6-TRANSISTOR SUPERHET



Our new 'E' Series of basic electronic circuits is also available separately.

Unique and brilliantly simple. Hundreds of educational establishments — Universities, Technical Colleges, Schools, the Armed Forces—are already using Radionic for electronic instruction. Enthusiastic owners range from 9 to 82 years of age. Selected by the Council of Industrial Design for all British Design Centres. Featured in Sound and Television broadcasts.

The system is beautifully engineered from top quality British components. No soldering. No mains. No prior knowledge needed. Simply arrange components on perforated transparent panel, position brass connecting strip underneath, fix with 6BA nuts and circuit works with full efficiency. You can then dismantle and build another circuit. Your results are guaranteed by our Technical Department and News Letter Service. All parts available separately for conversion or expansion of sets.

- | | | |
|-----------|------------|---|
| No. 1 Set | £5 18 6d. | 14 Circuits (Earphone) |
| No. 2 Set | £6 19 6d. | 20 Circuits (Earphone) |
| No. 3 Set | £10 19 6d. | 22 Circuits (7 x 4in. Loudspeaker output) |
| No. 4 Set | £14 19 6d. | 26 Circuits (include 6 Transistor and reflex superhets) |
- Prices (Post Free)

Full details from:
RADIONIC PRODUCTS LIMITED
STEPHENSON WAY, THREE BRIDGES
CRAWLEY, SUSSEX
 Tel.: CRAWLEY 28700 Trade Enquiries Invited

WW-127 FOR FURTHER DETAILS.

Linstead Electronics

LOW FREQUENCY SIGNAL GENERATOR TYPE G.1

10c/s to 100kc/s in four decade ranges

Three Outputs:

- 1) 0 to 6v. r.m.s. SINE WAVE with low distortion
- 2) 0 to 9v. peak to peak SQUARE WAVE with no droop and good H.F. rise time.
- 3) 0 to 1 Watt into 3 ohms, 50c/s to 20kc/s

£20-0-0 Nett U.K.



Send Coupon, deleting as required.

To, LINSTEAD ELECTRONICS Ltd., 35c, Newington Green, London, N.16. Tel. CLIssold 4825
Please supply Low Frequency Signal Generator Type G.1. Cheque for £20 enclosed.
Please send Type G.1. Technical Leaflet.

Name

Address

WW-128 FOR FURTHER DETAILS.

studio 99*



service

**GUARANTEES PERFECTION
BEFORE YOU BUY!**


1. Initial Planning/Demonstrations
2. Comparisons/Selection
3. Finance
4. Pre-delivery tests/correct installation
5. Equipment linking matching
6. Operation/use training
7. 12 months FREE service, INCLUDING LABOUR
8. Continuous personal advice and care

* ENGLAND'S LARGEST B & O AGENTS



57, FAIRFAX ROAD, LONDON, N.W. 6.

'Another B & O masterpiece'



BEOMASTER 1000 STEREO AMPLIFIER RADIO TUNER Tape Monitor & MPX Decoder 79 GNS

Extracts from The 'Gramophone' July, 1965.
... this is without doubt another B. & O. Masterpiece: 35 transistors and 15 assorted diodes, with all the other components needed for a pair of 15 watt amplifiers, control unit and

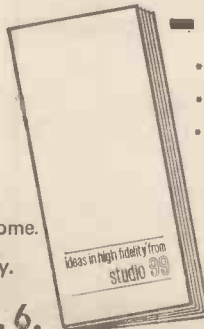
stereo multiplex VHF/FM radio; all in a smart cabinet just a little over £80. . . . Sheer merit of design and unusual value for money.

Tuning range: 88-108 Mc/s. Power output: 2 x 15 watts. Treble and rumble filters. Inputs: Tape recorder, crystal and magnetic pickup. Teak or Rosewood, 3 1/2" high x 19 1/2" wide x 10" deep.

Visit our Studio
Daily 10 am - 9 pm
Closed all day
Thursday

FREE

"Ideas in Hi-Fidelity" —
An introduction to high fidelity in the home. Send a 4d. stamp to reserve your copy.



TO: STUDIO 99, 57 Fairfax Road, London, N.W.6.

- Enclosed please find 4d. stamp for my copy of "Ideas in Hi-Fidelity"
- I am interested in the.....shown in this advertisement. Please send me a brochure.
- Delete where inapplicable.

NAME

ADDRESS

W.W.1

MAIda Vale 8855

WW-129 FOR FURTHER DETAILS.

EXCEL

in

ELECTRONICS

Through this ICS

3-way Training Method:

1

MASTER THE THEORETICAL SIDE

From basic principles to advanced applications, you'll learn the theory of electronic engineering, quickly and easily through ICS. That's because each course is set out in easy-to-understand terms.

2

MASTER THE PRACTICAL SIDE

ICS show you how to develop your practical abilities in electronic engineering—alongside your theoretical studies. It's the only sure way to success. All training manuals are packed with easy-to-follow illustrations.

3

MASTER THE MATHEMATICAL SIDE

To many this aspect is a bitter problem. Even more so because no electronic engineer is complete without a sound working knowledge of maths. But new ICS teaching makes mathematics easier to learn.

Wide range of courses available including: Radio/T.V. Engineering and Servicing, Colour Television, Electronics, Electronic Maintenance, Instrumentation and Servo-mechanisms, Telemetry, Computers, etc. **NEW!** Programmed Course on Electronic Fundamentals.

EXPERT COACHING FOR:
 INSTITUTION OF ELECTRONIC & RADIO ENGINEERS
 CITY & GUILDS TELECOMMUNICATION TECHNICIANS
 CITY & GUILDS SUPPLEMENTARY STUDIES
 R.T.E.B. RADIO/T.V. SERVICING CERTIFICATE
 RADIO AMATEURS' EXAMINATION
 P.M.G. CERTIFICATES IN RADIOTELEGRAPHY

And there are practical "learn as you build" radio courses as well.

Member of the Association of British Correspondence Colleges.

FOR **FREE** HANDBOOK POST THIS COUPON TODAY
 I.C.S., Dept. 227, INTERTEXT HOUSE,
 PARKGATE ROAD, LONDON, S.W.11

NAME

ADDRESS

OCCUPATION..... AGE.....9.65

INTERNATIONAL CORRESPONDENCE SCHOOLS

WW-130 FOR FURTHER DETAILS.

Erecto stores everything better



Erecto Slotted Angle solves your storage problems—economical in the space it uses, generous in the space it gives you. Erecto components and many accessories are available locally with free design service, and erection at moderate charges, if you wish. Ask your local Erecto supplier—or write for literature and name of nearest stockist to Erecto Slotted Angle Co. Newport Road, Hayes, Middlesex (HAYes 6581).



and it's available locally

WW-131 FOR FURTHER DETAILS.

WINSTON INSTRUMENTS


DECADE RESISTOR BOXES

Range: 100 ohms to 111,000 ohms
 Zero Resistance: 0.006 ohms. Accuracy $\pm 1\%$.
 Maximum current: 10's decade 100 mA, 100's decade 35mA, 1,000's decade 10mA. Terminals: Screw Type. Dimensions (overall): Height 3in. (7.5 cms.). Width 8in. (20 cms.). Depth 3½in. (9.5 cms.). Weight 5 lb. (2.3 Kgs.). **£13.13.0**




SEMI-DECADE OSCILLATOR

Frequency range: 10 C.S. to 100 Kc/s.
 Calibration accuracy 1% Output: sine wave variable from 0-10 v. peak. Total content of harmonics and hum is less than 1%. Square Wave of fixed amplitude of 10 v. $\pm 5\%$ maximum drop at 10 cps. is 2%. This rise and fall time at 100 Kc/s. is 1 Micro. sec. **£39.10.0.**



DECADE CAPACITOR BOXES

Range: .001 mfd. to 1.11 mfd. Zero Capacitance: 50pf. Accuracy: $\pm 5\%$. Maximum Voltage 750 v. D.C. Terminals: Screw Type. Dimensions (overall): Height 3ins. (7.5 cms.). Width 8in. (20 cms.). Depth 3½in. (9.5 cms.). Weight 5lb. (2.3 Kgs.). **£11.11.0**



Write for full particulars to Dept. W.W.

DYNAMCO SYSTEMS LIMITED

GOVETT AVENUE, SHEPPERTON, MIDDLESEX

Telephone: Walton-on-Thames 26321

WW-132 FOR FURTHER DETAILS.



FABBRICA ITALIANA APPARECCHI RADIO
DIPARTIMENTO ELETTRONICA PROFESSIONALE
 MILAN (Italy)-Via G. B. Grassi, 93-Telephone: 306241/306841-Telex: 31295

PRODUCTION

- | | |
|---------------------------------|------------------------------------|
| ● Closed circuit television | ● Radar and ancillary equipment |
| ● Sound diffusion installations | ● Electronic military equipment |
| ● TV transmitters | ● Ancillary navigational equipment |
| ● Radio transmitter/receivers | ● Antennae and accessories |

Italian representative and licensee of TELEFUNKEN AG
 for commercial radio equipment



Transistorised television repeater P 3149

Direction unit for large sound diffusion installations

Transistorised telecamera-P 4814

WW-133 FOR FURTHER DETAILS.

Continuous MUSIC

Following the successful introduction last year of a continuously operated tape transport mechanism, the CD2, this mechanism has been further developed to incorporate an integral pre-amplifier and power supply, providing correct voltages for operation of both relays and a stabilised supply for the pre-amplifier, and which PLANET PROJECTS are designating the **PLANET CD2PA.**

MAIN FEATURES

1. Standard 1/2 in. tape is used on 7in. reels, thus obviating the necessity for special tape contained in a cassette.
2. The deck is single speed, operating at 3 1/2 i.p.s. (1 1/2 i.p.s. also available).
3. Normal international recording sense is used, i.e. top track left to right and bottom track right to left, thus standard equipment may be used for pre-recording tapes.
4. This deck has been designed to operate for long periods without the need for servicing.

Speed must be stated when ordering

The pre-amplifier is a three-stage direct-coupled block using high frequency silicon planar transistors. Equalisation and circuit stability is achieved with multiple feedback loops operating down to D.C.

PROVISIONAL SHORT SPECIFICATION

- | | |
|--|---|
| 1. Output level 260 m.v. RMS from tape modulated at 26.6 mM/mm. | 4. Harmonic distortion not greater than 0.1%. |
| 2. Output impedance 200 ohms to be fed into a load not less than 2.5 k ohms. | 5. Overload. Clipping does not occur on a 20 dB overload. |
| 3. Frequency response 50 c/s to 12 Kc/s ± 3 dB. | 6. Signal to noise ratio 50 dB. |

PRICES ON APPLICATION

Phone: VIKING 1775

PLANET PROJECTS LTD. GOODMAN WORKS, BELVUE RD., NORTHOLT, MIDDX.

WW-134 FOR FURTHER DETAILS.

ROTARY SWITCHES FOR THE HOME CONSTRUCTOR

Writers of constructional articles for *Wireless World* are reminded that readers often have difficulty in obtaining rotary switches of special type and contact arrangement. Consult us before deciding upon the switches you incorporate in your designs and be assured that a switch to any desired specification will then be immediately available to your readers.

Design charts and details (for writers and readers) from:

Specialist Switches Ltd.
23 Radnor Mews, London W.2.
PADdington 8866-7

WW-135 FOR FURTHER DETAILS.

QUARNDON

Offer immediate delivery of over 300 types of



TEXAS INSTRUMENTS SEMICONDUCTORS

Including:-

2S321-325 SILICON TRANSISTORS
(EQUIVALENT TO OC200 SERIES)

STOCKED IN QUANTITY

MANY NEW PLANAR DEVICES
(FROM LOW LEVEL TO HIGH POWER)

ARE NOW AVAILABLE

Send for a copy of our new
SILICON TRANSISTOR SUMMARY

QUARNDON ELECTRONICS LTD.
SLACK LANE, DERBY. Tel: 46695.

WW-137 FOR FURTHER DETAILS.

Vari-Stat THERMOSTATIC SOLDERING IRON

FOR CONTROLLED TEMPERATURE

Miniature Model 50 watt

Weight 1½ oz.
Heating time .. 20 secs.
"Push-in" Bit Sizes 3/32", 1/16", 1/32"
Voltage .. 250 to 12 volts
Price

55/-

Instrument Model 70 watt

Weight 4½ oz.
Heating 1½ min.
Bit Size 11/64" dia.
Voltage .. 250 to 24 volts
Price Mk. I (Micro-switch)
.. .. Mk. II (Magnetic Contact Breaker)

79/6
72/-

Both Models give excellent bit and element life since the thermostat completely eliminates overheating and controls the reserve heating capacity, which makes possible continuous soldering without chilling of the bit. The consistent temperature makes these irons ideal for printed circuit work.

CARDROSS ENGINEERING CO., LTD.

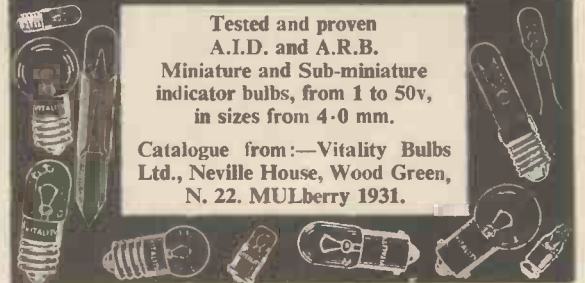
Woodyard Road, Dumbarton
Phone: Dumbarton 2655

WW-136 FOR FURTHER DETAILS.



MINIATURE IRON (Half Size)

VITALITY BULBS



Tested and proven
A.I.D. and A.R.B.
Miniature and Sub-miniature
indicator bulbs, from 1 to 50v,
in sizes from 4.0 mm.

Catalogue from:—Vitality Bulbs
Ltd., Neville House, Wood Green,
N. 22. MULberry 1931.

WW-138 FOR FURTHER DETAILS.

A.C. SOLENOID TYPE SBM/T

NOW FITTED WITH STAINLESS STEEL GUIDES—
SIX TIMES THE LIFE



Continuous 3½lb. at 1".
Instantaneous to 16lbs.
Larger and smaller sizes
available. Also—trans-
formers to 8kVA 3 phase

R. A. WEBBER LTD.

KNAPPS LANE, CLAYHILL, BRISTOL 5. PHONE 65-7228/9

WW-139 FOR FURTHER DETAILS.

TECHNICAL TRAINING by **ICS** IN RADIO, TELEVISION AND ELECTRONIC ENGINEERING

First-class opportunities in Radio and Electronics await the ICS trained man. Let ICS train YOU for a well-paid post in this expanding field.

ICS courses offer the keen, ambitious man the opportunity to acquire, quickly and easily, the specialized-training so essential to success. Diploma courses in Radio/TV Engineering and Servicing, Electronics, Computers, etc. Expert coaching for:

- INSTITUTION OF ELECTRONIC AND RADIO ENGINEERS.
- C. & G. TELECOMMUNICATION TECHNICIANS' CERTS.
- C. & G. SUPPLEMENTARY STUDIES.
- R.T.E.B. RADIO AND TV SERVICING CERTIFICATE.
- RADIO AMATEURS' EXAMINATION.
- P.M.G. CERTIFICATES IN RADIOTELEGRAPHY.

Examination Students Coached until Successful.

NEW SELF-BUILD RADIO COURSES.

Build your own 5-valve receiver, transistor portable, signal generator and multi-test meter—all under expert tuition.

POST THIS COUPON TODAY and find out how ICS can help YOU in your career. Full details of ICS courses in Radio, Television and Electronics will be sent to you by return mail.

MEMBER OF THE ASSOCIATION OF BRITISH CORRESPONDENCE COLLEGES.

**INTERNATIONAL
CORRESPONDENCE
SCHOOLS**

International Correspondence Schools
(Dept. 222), Intertext House, Parkgate Road,
London, S.W.11.

NAME

ADDRESS

Block Capitals Please

..... 10.65

**A WHOLE WORLD
OF KNOWLEDGE
AWAITS YOU!**

WW-140 FOR FURTHER DETAILS.

SEMICONDUCTORS

Your single source of supply. World's leading export semiconductor specialists!

Over 5,000 Types in Stock

American
AMF
Amperex
Bendix
Computer Diode
Delta
E.T.C.
General Electric
General Instr.
HP Associates
Industro

IRC
Kemtron
KMC
KSC
Lansdale
Micro-Optics
Microwave Assoc.
Motorola
Mullard
National
Power Components

Saratoga
Semicon
S.T.C.
Sprague
Sylvania
Raytheon
RCA
TRW (SPI)
Tung-Sol
Westinghouse

- New current factory production
- MIL Spec devices
- Factory certificate of compliance
- Full factory warranty
- Procurement assignments undertaken
- Special prices on quantity requirements
- Cable enquiries replied by cable same day
- Immediate replies to all enquiries

ELECTRON TUBES

All major brands. More than 4,000 types in stock.

Are we on your mailing lists? Are we on your bidders' list? Write or cable today.



HARWIT INTERNATIONAL INC.

8549 Higuera St., Culver City, Calif. 90231 USA
Phone: (213) UPTON 0-2256 Cable: HARINTER

WW-141 FOR FURTHER DETAILS.



**NEW
FROM**



**CARDIOID
MICROPHONE!**

After years of research, Grampian proudly present a microphone with a really good frequency response, high sensitivity and a genuine cardioid pick-up pattern.

More—it is rugged enough to withstand hard usage—and is still in the medium price range. Especially useful under difficult conditions, the Grampian Cardioid is fully up to the highest Grampian standards of workmanship, reliability and integrity.

Frequency response 40 c/s to 12 kc/s. Available in 4 impedances: Low impedance £14; other impedances £15. Obtainable now from your Grampian dealer. Fullest details from

**GRAMPIAN SOUND EQUIPMENT
INTEGRITY THAT YOU HEAR**

GRAMPIAN REPRODUCERS LTD
Hanworth Trading Estate, Feltham, Middlesex. Feltham 2657

WW-142 FOR FURTHER DETAILS.

FREE TO AMBITIOUS ENGINEERS

— THE LATEST EDITION OF ENGINEERING OPPORTUNITIES

Have you sent for your copy?

ENGINEERING OPPORTUNITIES is a highly informative 156-page guide to the best paid engineering posts. It tells you how you can quickly prepare at home for a recognised engineering qualification and outlines a wonderful range of modern Home Study Courses in all branches of Engineering. This unique book also gives full details of the Practical Radio & Electronics Courses, administered by our Specialist Electronics Training Division—the B.I.E.T. School of Electronics, explains the benefits of our Employment Dept. and shows you how to qualify for five years promotion in one year.

SATISFACTION OR REFUND OF FEE

Whatever your age or experience, you cannot afford to miss reading this famous book. If you are earning less than £30 a week, send for your copy of "ENGINEERING OPPORTUNITIES" today—FREE.

BRITISH INSTITUTE OF ENGINEERING TECHNOLOGY
(Dept. SE/22), 29 Wright's Lane, London, W.8

THE B.I.E.T. IS THE LEADING ORGANISATION OF ITS KIND IN THE WORLD

WHICH IS YOUR PET SUBJECT?

Mechanical Eng.,
Electrical Eng.,
Civil Engineering,
Radio Engineering,
Automobile Eng.,
Aeronautical Eng.,
Production Eng.,
Building, Plastics,
Draughtsmanship,
Television, etc.

GET SOME LETTERS AFTER YOUR NAME!

A.M.I.Mech.E.
A.M.I.C.E.
A.M.I.Prod.E.
A.M.I.M.I.
A.I.O.B.
B.Sc.
A.M.I.E.R.E.
City & Guilds
Gen. Cert. of Education
Etc., etc.

PRACTICAL EQUIPMENT

Basic Practical and Theoretic Courses for beginners in Radio, T.V., Electronics, Etc., A.M.I.E.R.E., City & Guilds Radio Amateurs' Exam. R.T.E.B. Certificate P.M.G. Certificate Practical Radio Radio & Television Servicing Practical Electronics Electronics Engineering Automation

INCLUDING TOOLS!

The specialist Electronics Division of B.I.E.T. NOW offers you a real laboratory training at home with practical equipment. Ask for details.

B.I.E.T. SCHOOL OF ELECTRONICS



POST COUPON NOW!

Please send me your FREE 156-page "ENGINEERING OPPORTUNITIES" (Write if you prefer not to cut page)

NAME.....
ADDRESS.....
.....
.....
SUBJECT OR EXAM. THAT INTERESTS ME.....

WW-143 FOR FURTHER DETAILS.

DO YOU STILL USE A HAMMER AND CHISEL TO CUT A SQUARE IN SHEET METAL?

Don't any more

We have a Hand-operated Tool now to cut any straight sided shape. Square R/Angles slots for Louvres. All you do is simply mark out your shape and follow the lines. You can also convert the Tool to a Punch-Louvre Forming and Riveting Tool.

NO DISTORTION OF METAL ON EITHER SIDE OF CUT

Also a number of Bench Type folding machines
EXPORT ORDERS DESPATCHED IMMEDIATELY
AVONLEA TOOLS, WOODEND MILL, MOSSLEY, LANCASHIRE.
MOSSLEY 2687

WW-144 FOR FURTHER DETAILS.

SOCKETS in short supply?

You need a

Lexor

DIS-BOARD

DIS-BOARD is a registered trade mark.

WW-145 FOR FURTHER DETAILS.



THERE ARE OVER 1000 COMBINATIONS IN ALL TYPES OF FITTINGS AVAILABLE FROM STOCK Full literature and price list from LEXOR DIS-BOARDS LTD

Allesley Old Road, Coventry. Tel. 72614.


NOMBREX TRANSISTORISED INSTRUMENTATION

- ★ Signal Generator 27 £9.16.9
- ★ Power Supply Unit 61 £6.14.6
- ★ C.R. Bridge 62 £8.11.9
- ★ Audio Generator 63 £17. 1.9
- ★ Inductance Bridge 66 £18. 6.9

All prices include battery, post and packing. Prompt Delivery.

S.A.E. FOR TECHNICAL LEAFLETS

TRADE & EXPORT ENQUIRIES INVITED



SIGNAL GENERATOR MODEL 27



AUDIO GENERATOR MODEL 63

NOMBREX LTD. ESTUARY HOUSE, CAMPERDOWN TERRACE, EXMOUTH, DEVON. Phone: 3515

WW-146 FOR FURTHER DETAILS.

The finest in the World



ELAC Cartridges

KIEL-GERMANY

British Agents

MITCHELL ENTERPRISES LTD.

61 WEST STREET, DORKING. Telephone: 4229

WW-147 FOR FURTHER DETAILS.



**RADIO-MICROPHONE SYSTEM
RMS.5**

FOR A WIRE-FREE LINK BETWEEN
MICROPHONE AND AMPLIFIER



The system is intended for use where the emphasis is completely on quality. The transmitter is very easily concealed about the person if required; the f.m. receiver is designed to standards essential for the perfect reproduction the system demands. Conforms with all G.P.O. requirements. Home and overseas enquiries invited.

G.P.O. APPROVED IN U.K.

P.T.T. APPROVED IN FRANCE

AVAILABLE ON ANY FREQUENCY FROM 27 TO 200 Mc/s.

AUDIO LIMITED

46, PENTONVILLE ROAD
LONDON, N.1. *EUS* 2612

WW-148 FOR FURTHER DETAILS.

ILIFFE

two important new books
on electronics

**THE ELECTRON
IN ELECTRONICS**

Modern scientific concepts for electronic engineers

M. G. Scroggie, B.Sc., M.I.E.E.

An introduction to a difficult subject, written in a manner that every electronic engineer will readily grasp. The author, himself an electronic engineer, appreciated the difficulties and has related the modern concepts to the things a student of electronics is likely to know already, and expresses them in familiar terms and symbols. Particular attention has been given to questions and difficulties that may arise; a feature that will be appreciated by home students.

45s net by post 46s 1d 270 pp Illustrated



**ELECTRONIC EQUIPMENT
IN INDUSTRY**

W. D. Gilmour, B.A. (Oxon.), A.M.I.E.E.

Electronic instrumentation and control equipment is finding increasing application throughout industry. To manage it well demands a broad, up-to-date understanding of the techniques and principles involved. This is what this book achieves. All aspects of the subject are examined clearly, concisely and in logical order, and to illustrate the text with specific examples, a large number of typical circuits and applications have been included.

Can be recommended to every scientist and technologist who needs a sound general picture of electronic control techniques and how to apply them.

50s net by post 51s 3d 265 pp Illustrated



obtainable from leading booksellers

ILIFFE Books Ltd.

DORSET HOUSE STAMFORD STREET LONDON S.E.1

WATERloo 3333

A Regional Guide To

LONDON AREA

**LASKY'S
RADIO**

For the
complete
range of
Armstrong
products

33 TOTTENHAM CT. RD., W.1 Tel. MUS 2605
207 EDGWARE ROAD, W.2 Tel. PAD 3271
152/3 FLEET STREET, E.C.4 Tel. FLE 2833
42, TOTTENHAM CT. RD., W.1 Tel. LAN 2573

IMMEDIATE DELIVERY
OF LEADING
MAKES OF HI-FI
EQUIPMENT

H. L. SMITH & CO. LTD.

287/9, Edgware Rd., London, W.2.
Telephone: PAD 5891/7595

**BERKELEY
ACOUSTICS**

STOCKIST OF B & O, LEAK, ARMSTRONG,
WHARFDALE, KEF, BRAUN, ROGERS, GARRARD
31, Crawford Street (Off Baker St.),
London, W.1. Telephone: PAD 2784

KENT

GOULDEN & CURRY LTD.

ALL LEADING MAKES IN STOCK
61, HIGH ST.,
TUNBRIDGE WELLS
TEL.: 30151

ESSEX

UNIQUE RADIO LTD.

HI-FI & PUBLIC ADDRESS

6, THE PARADE, HIGH RD.,
GOODMAYES, ESSEX.

SEVEN KINGS 8277.

CROISSETTE RADIO LTD HIGH FIDELITY
SPECIALISTS

QUAD · LEAK · ROGERS · ARMSTRONG · TRUVOX
Cabinets by: RECORD HOUSING · G.K.D.
FITROBES etc.

Demonstration gladly given - Showroom or Home
212 London Road, Hadleigh, Essex
SOUTHEND 557490

ILFORD MUSIC SHOP

THE LARGEST STOCKIST OF LEADING
EQUIPMENT IN ESSEX

**PIONEER MARKET
ILFORD LANE, ILFORD**

TEL.: ILF 2712

HERTFORDSHIRE

AUDIO SERVICES

The Specialists with the Hi-Fi Know How
Famous for their Dynastatic and Dynasonic Loud-
speakers. Also for their Dynasonic Stereo System
Contact:

Audio Services Hi-Fi Ltd.,
82 East Barnet Road, New Barnet, Herts
Tel.: Barnet 6605
Agents for all leading HI-FI and Audio Equipment

PLEASE MENTION

Wireless World

WHEN REPLYING TO
ADVERTISEMENTS

SUSSEX

LANES (RADIO) LTD.

LARGEST STOCKIST OF ALL HI-
FI EQUIPMENT IN THIS AREA
11, GARDNER ST., BRIGHTON
TEL: 681773

SURREY

LLOYD & KEYWORTH LTD

26/27 DOWNING STREET
FARNHAM, SURREY
TEL. 5534

GARRARD, ARMSTRONG, B & O, FERROGRAPH,
LEAK, ACOUSTICON, ROGERS, RECORD HOUSING

HAMPSHIRE

HAMILTON ELECTRONICS

HIGH FIDELITY & TAPE RECORDER
SPECIALIST

35, LONDON RD., SOUTHAMPTON.
TEL: 28622

EXPRESS RADIO

163 & 173 LAKE ROAD
PORTSMOUTH
Phone: 22721

Stockists of Armstrong, Leak,
Quad, Rogers, Garrard etc.,
Demonstration Facilities

FOR ALL YOUR HI-FI REQUIREMENTS

**UNIVERSITY AUDIO
of
SOUTHAMPTON**

12 BARGATE STREET Telephone: 28547

DEVONSHIRE

PLYMOUTH

TOM MOLLAND LTD.

102 CORNWALL ST. Phone 69282
FERROGRAPH, REVOX, TANDBERG, SIEMENS,
AKAI, UHER, SONY, B & O STEREO MASTER,
FI-CORD, AND

The largest selection of Hi-Fi equipment in the West

BRISTOL

**BRISTOL & WEST
RECORDING SERVICE LTD.**

6, PARK ROW, BRISTOL, I.
ALL LEADING MAKES OF HI-FI
& AVON EQUIPMENT
TAPE RECORDING & SERVICING
SPECIALISTS IN TAPE TO DISC SERVICE
PHONE: BRISTOL 20763

OXFORDSHIRE

HIGH FIDELITY IN OXFORD

HORNS

SIX SOUTH PARADE OXFORD
Telephone: Oxford 55360

Information Demonstration Installation

WORCESTERSHIRE

STOURBRIDGE

E. J. BENTON LTD.

144 HIGH ST. — TEL.: 5339

A comprehensive range of hi-fi equipment always in stock
A FISHER STOCKIST

**HI-FIDELITY SPECIALISTS
JOHNSONS SOUND SERVICE**

9 Sidbury, Worcester

Worcester 25740

WARWICKSHIRE

If you live in the Midlands you can see
and hear all makes of Tape Recorders

- An Extensive Range of Components
in Stock.
- If You are a Do-It-Yourself Man, We
are the People to Help You.

All at **REGENCY ELECTRONICS LTD.,**
29 REGENT ST., LEAMINGTON SPA.
(Tel. 22590)

"IF IT'S SOUND—IT'S REGENCY"

Colin G. Turner M.I.P.R.E.

AUDIO & TAPE SALES & SERVICES HIGHbury 4182

FISHER, TRIO, B & O, LEAK, QUAD,
ARMSTRONG, SONY, TRUVOX

PERSONAL ATTENTION

39 YORK ROAD · KING'S HEATH BIRMINGHAM · 14

Hi-Fi & Audio Dealers

WARWICKSHIRE

ELECTRONIC SERVICES

HI-FI SPECIALISTS

110, GOSFORD STREET

COVENTRY

RING: 24632

LANCASHIRE

R.S.C.

(MANCHESTER) LTD.

ALL ARMSTRONG MODELS AVAILABLE

MAIL ORDERS to R.S.C. (M/c) Ltd., 54 Wellington Street Leeds 1.

BRISTOL: 14 Lower Castle Street.
BRADFORD: 10 North Parade.
BIRMINGHAM: 30/31 Gt. Western Arcade.
DARLINGTON: 13 Post House Wynd.
DERBY: 28 Osmaston Road, The Spot.
EDINBURGH: 133 Leith Street.
GLASGOW: 325 Argyle Street.
HULL: 61 Saville Street.

LEEDS: 5/7 County (Mecca) Arcade, Briggate.
LEICESTER: 32 High Street.
LIVERPOOL: 72 Dale Street.
LONDON: 238 Edgware Road, W.2.
MANCHESTER: 10 Brown Street (Market St.)
and 60a Oldham Street.
MIDDLESBROUGH: 106 Newport Road.
SHEFFIELD: 13 Exchange Street.

SHOPS
OPEN
ALL DAY
SATS.
Credit
Terms
available.

CHESHIRE

TAPE RECORDER & HI-FI SPECIALISTS

AGENTS FOR: FERROGRAPH, PHILIPS,
GRUNDIG, BRENNEL, ARMSTRONG, LEAK,
QUAD, DECCA, CHAPMAN, GOODMAN'S,
B & O.

LLOYD & WYLIE, 42 BRIDGE
STREET, CHESTER. TEL: 26704

GODLEYS

SHUDEHILL, MANCHESTER 4

Tel: BLAckfriars 9432

Confidential Credit Facilities
Part Exchange Welcome

Agents for Ferrograph, Tand-
berg, Brenell, B & O, Vortex-
ion, Truvox, Sony, Leak, Quad,
Armstrong, Clarke & Smith,
Lowther, Goodmans, Wharfe-
dale, Garrard, Goldring,
Dual, Decca, Record Housing,
Fitrobe, G.K.D. etc.

CAMBRIDGESHIRE

H. GEE

THE HI-FI AND COMPONENT SPECIALIST

94a MILL ROAD

CAMBRIDGE

PHONE: 58019

CUMBERLAND

CARLISLE

MISONS

3 & 4 Citadel Row

Telephone: 22620

NORTHUMBERLAND

J. G. Windows Ltd.

1/7 Central Arcade

Newcastle upon Tyne 1

Telephone: 21356

ALL LEADING MAKES OF HI-FI & AUDIO
EQUIPMENT

WALES

J. GOUGH & CO. LTD.

DESIGNERS OF THE FAMOUS GOUGH
LOUDSPEAKERS

THE LARGEST STOCKIST OF HI-FI
EQUIPMENT AND FOR DEMON-
STRATION IN SOUTH WALES

148-154 NORTH ROAD, CARDIFF

Telephone: 28473

SCOTLAND

EDINBURGH'S

Hi-Fi Corner

HI-FI SPECIALIST

1 Haddington Place,
EDINBURGH.

Amplifiers, F.M. Tuners, P/Ups,
Speakers, etc. Demonstrations
and Advice gladly given.

Phone WAV 7901

Agent for The Famous Heathkits

W. G. Graham, Assoc.
Brit. I.R.E.

NORTHERN IRELAND

Why not call in at
ULSTER'S LEADING HI-FI EXPERT

W. MELVILLE

RADIO 26

TANBERG AGENTS

26 Gresham Street, Belfast 1.

Phone: 25176

AUDIO CENTRE

We stock the full range of Hi-Fi, Tape Recorders and
special Transistor Radios.

Fairbotham and Co., Ltd.,

58/62 Lr. Hillgate, Stockport.

Tel: 4872

SPECIALISTS IN HI-FI FURNITURE

LANCASHIRE

Lancs. High Fidelity Ltd.

8 DEANSGATE

MANCHESTER 3

Next to the Grosvenor Hotel

LEADING STOCKISTS OF ALL MAKES
YORKSHIRE

MIDDLESBROUGH

SPARKSOUND

LEAK SONY B & O
ARMSTRONG & MANY
OTHER LEADING MAKES LTD.

(INDUSTRIAL ELECTRONICS)

41 BOROUGH ROAD,

TEL.: 46619

Short Wave Radio

24a Newland Avenue

HULL

Telephone: 408953

FOR THE COMPLETE RANGE OF

ARMSTRONG HI-FI EQUIPMENT

COME TO US—WE ARE THE SPECIALISTS

CUSSINS & LIGHT LTD.

KINGS SQUARE, YORK

Telephone: 55666

For first class service

NOTTINGHAMSHIRE

For all High-Class Hi-Fi equipment in the
Nottingham area.

Nottingham Tape Recorders Limited

11, Burton Street (next to Trustee Savings
Bank, corner of Trinity Square, 2 minutes
Victoria Station) Nottingham 45222

LANCASHIRE

RARE RECORDS LTD.

STOCKISTS LEAK, ARMSTRONG, B & O,
GARRARD, SONY, HACKER, ETC.

5-7, BARTON SQUARE,
OFF ST. ANN'S SQUARE,
MANCHESTER, 2.

TEL: DEANSGATE 7344

BEAVER RADIO (LIVERPOOL) LTD.

THE HI-FI SPECIALISTS

60/62 WHITECHAPEL, LIVERPOOL, 1.

PHONE: ROYAL 9898

Harker & Howarth (Music) Ltd.,

7 The Arcade, Bradshawgate,
Bolton,

Telephone: 26623/4

Main HI-FI Stockists

LIST OF BARGAINS

Transistor ferrite rod aerial with medium and long wave coils with circuit, 7/6.
 Oscillator Coil and set of 3 I.F. transformers for transistor set with circuit, 12/6. Tuning Condenser to suit, air-spaced, with trimmers, 9/-.
 Ditto, but min. 10 mm. 12/6 the set. two-rang condensers to suit 8/6 (request sub. min. circuit).
 Midget 3in. P.M. Loudspeaker, 3 ohm. 12/6. 80 ohm, 13/6.
 Midget 208 pF + 176 pF two-rang Tuning Condenser with trimmers for transistor, set. Price 9/-.
 Push-Pull Transformer. Sub-miniature, 8/6. .0005 mfd. Single Tuning Condenser. Solid dielectric 1/4in. spindle for transistor of Crystal set, with spindle tapped 3 B.A. 2/6.
 46 Sets (Receiver/Transmitter pack set). Unused sets complete except for crystals, 19/6. Post 6/6.
 Battery Charger Kit. Comprises 4 amp. transformer, 5 amp. rectifier, metal case and meter to charge 6 or 12 volt batteries up to 5 amps. With variable charge rate, 19/6 each. 4/6 post & insurance.

Waterproof Heater Wire

16 yds. length. 70 watts, self regulating temperature control. 10/-, post free.

Mains Transformer. 250-0-250 at 80 mA. 6.3 volts 5 a. (normal mains input). 12/6 each. Carr. 2/6.
 Output Transformer. Standard pentode matching type, 3/6 each; 38/- per doz.
 Slide Switch. Sub-miniature but dpt., 2/-; 18/- doz.
 T.C.C. or Dubilier Tubular Condensers:
 .5 mf. 500 v. 10/- doz.
 .25 mf. 500 v. 7/6 doz.
 .25 mf. 350 v. 6/- doz.
 .05 mf. 500 v. 5/- doz.
 .0002 mf. 1000 v. 5/- doz.
 .001 1000 v. 6/- doz.
 .002 1000 v. 7/6 doz.
 .005 1000 v. 9/- doz.
 .02 750 v. 8/6 doz.
 .01 1000 v. 10/- doz.
 Battery Charger Rectifier. Selenium. 12-15 v. 5 amp. 9/6.
 Metal Chassis. Punched for Mullard 510 Amplifier complete with inner screening sections and stove channelled, 8/6. P. & P. 2/9.

Unbreakable Mains Lead. Type of lead fitted to electric razors makes fine lead for foot meters and any other devices where subject to continuous bending. Twin figure eight construction, soft cream P.V.C. covered. Normally costs 2/- per yard Three 8ft. leads for 2/-.

Filament Transformers, 6.3 v., 1 amp., 4/6.
 Neon Lamp—midget wire ended. Ideal mains tester, etc. 1/9. Ex-Govt. 1/3.
 Phillips Trimmers. 0-30 pF. 1/- each; 9/- doz.
 Low Resistance Headphones. Ideal crystal sets, etc. 7/6, plus 2/6.
 Cold Cathode Valve CV 413. Voltage regulator or trigger switch—unused but ex-equipment 2/- each.
 Tar Panels. Ideal for construction, experimental circuits, etc. 3 of each of 12 different types, 5/-. Post 1/6.
 Sydlock Panel Mounting Fuses, with carrier, 5 amps. 2/- each; 15 amp. 2/6 each.
 Potentiometers. Sealed type by Morganite among the best ever made, standard 1/2 spindle, 1in. long, 1 meg., 1 meg., 2 meg. 6/- doz.
 100K, 50 K, 6/- doz.

MU Metal Screen for American 5 CP1 etc., 10/6 pair for VCB97 and other 6in. tubes, 7/- complete. Ditto for 2-3in. tube, 5/- complete.
 Electric Lock. 24 v. coil but rewinding to alter voltages, 4/6; 48/- doz.
 1 mfd. 350 v. 8mm tubular metal cased condenser made by Dubilier, 2/6 doz.
 24 Volt Motor with blower attached, 12/6, plus 2/9.
 115 Volt American magisips (seisyns) 50/- each. transmitter or receiver. Post 2/8. Pair Post Free.
 Morse Practice Outfit—Comprises valve oscillator with controls in wooden box, battery operated. 12/6. Plus 2/9.

Mains from Car Battery rotary generators 12v. input 240v., output 110 mA. 40/-; 600 ma. £5. Plus 5/- post.
 H.R.O. Power Pack. Suitable for 240 or 115 volt mains. give 250v. H.T. and 6.3v. A.L., new and unused, but less rectifier valve, 19/6, plus 5/- post.
 A.C./D.C. Ammeter 2 1/2in. flush mounting 0-9 amps but external shunt easily removed offered at silly price, 8/6; £5 doz.
 DLRS Headphones, 9/6 pair. Post 2/-.
 Soula Powered Inserts. Make excellent microphones or speaker, 5/6 each. £3 doz.

Where postage is not definitely stated add 2/- to all orders under £3. Also add 2/6 if you would like our new 100 page list of bargains.

See in the Dark INFRA-RED BINOCULARS

These infra red from a high voltage source will enable objects to be seen in the dark, providing the objects are in the rays of an infra-red beam. Each eye tube contains a complete optical lens system as well as the infra-red cell. These optical systems can be used as lens for T.V. cameras—light cell, etc (details supplied). The binoculars form part of the Army night driving (Tabby) equipment. They are unused and believed to be in good working order, but sold without a guarantee. Price £2 17/6 plus 10/- carriage and insurance. Handbook 2/6.




750 mW TRANSISTOR AMPLIFIER

4 transistors including two in push-pull-input for crystal or magnetic microphone or pick-up—feed back loops—sensitivity 5 m/v. Price 19/6.
 Post and Ins. 2/6.
 Speakers 3in. 12/6; 5in. 13/6; 6in. x 4in. 14/6.



OUR BARGAIN OF THE YEAR

A complete kit of parts to build this 6-transistor 2 wave superbet receiver at only 39/6 plus 3/6 post and ins.



"CORONET" Mk. IV

It fully covers the medium-wave band and that part of the long-wave band to bring in B.B.C. Light. The circuit includes a highly efficient slab aerial 2 1/2in. P.M. speaker. Overall size approximately 4 1/2 x 2 1/2 x 1 1/2in. Supplied complete with carrying case and instructions.

THIS MONTH'S SNIP

Garrard Auto-Record Player Model A.T.5



This is undoubtedly the finest Auto changer made. In fact its large heavy, non-magnetic, die cast turntable and bias compensated constant pressure stylus together with its laboratory series motor with balanced rotor make it almost a transcription unit. Other special A.T.5 features are:— Will take 8 records which may be mixed sizes—stylus pressure adjustable—may be stopped whilst playing a record without rejecting same record—fitted with latest pick-up for playing stereo or mono records.

OFFERED AT THE AMAZING PRICE OF £6/15/0, plus 6/6 carriage and insurance.

TAPE RECORDER BARGAIN

THE "MINY" TAPE RECORDER



Of the many tape recorders to offer at £12 or less we have at last found one we can recommend. Equally suitable for music or speech this instrument uses two motors, is completely portable and is beautifully styled and looks like a good tape recorder.
 Among its many good-features is a switch on the microphone to stop and start the tapes. A very useful feature for you when recording, and for your typist for note-taking, stock-taking, etc. Other points are twin track recording—40 mins. with normal tapes, standard batteries.
 Although originally sold at £16/16/6, we are able this month to offer for only £7/19/6 plus 5/- Post and Insurance. Brand New and complete with microphone, batteries, tape and spools, nothing else to buy.
 Don't miss this AMAZING Offer.

INFRA RED HEATERS

Make up one of these latest type heaters. Ideal for bathroom, etc. They are simple to make from our easy-to-follow instructions—uses silica enclosed elements designed for the correct infra-red wavelength (3 microns). Price for 750 watts element, all parts, metal casing as illustrated, 19/6, plus 2/6 post and insurance. Full switch 3/- extra.




THERMOSTATS

Type "A" 15 amp. for controlling room heaters, greenhouse, airing cupboard. Has spindle for pointer knob quickly adjustable from 30-80°F. 9/6 plus 1/- post. Suitable box for wall mounting, 5/-. P. & P. 1/-.
 Type "B" 15 amp. This is a 1 1/2in. long rod type made by the famous Ssnvic Co. Spindle adjusts this from 50-550°F. Internal Screw alters the setting so this could be adjustable over 30° to 1000°F. Suitable for controlling furnace, oven kiln, immersion heater or to make flame-start or fire alarm. 8/6 plus 2/6 post and insurance.
 Type "C" is a small porcelain thermostat as fitted to electric blankets, etc. 1 amp. setting adjustable by screw through side, 3/8. P. & P. 6d.
 Type "D" We call this the Ice-stast as it cuts in and out at around freezing point. 2/3 amps. Has many uses, one of which would be to keep the loft pipes from freezing, if a length of our blanket wire (16 yds. 10/-) is wound round the pipes, 7/6 P. & P. 1/1.
 Type "E" This is a standard refrigerator thermostat. Spindle adjustments cover normal refrigerator temperature, 7/6, plus 1/- post.

MAKING AN F.M. TUNER.

Available at present, is a very nice cadmium-plated F.M. Tuner chassis with holes punched for coils and other components. Also a nicely printed Perspex front, calibrated usual F.M. frequencies. Real bargain 6/6 plus 2/- or with two-rang tuning condenser 10/- plus 2/- postage.



SPEAKER BARGAIN

12in. High fidelity loudspeaker. High flux permanent magnet type with either 3 or 15 ohm speech coil. Will handle up to 10 watts. Brand new, by famous maker. Price 29/6 plus 3/6 post and insurance.



Simmerstat Heater Regulator

Suitable to control elements, heater, soldering irons and boiling rings up to 2,500 watts. Complete, adjustable, normal price 55/- each, special snip price 12/6 plus 2/- postage and insurance.

THIS MONTH'S NEW BARGAINS

NOUGETS & CROSSES MACHINE—an opportunity to make this very amusing item described in Practical Electronics. Kit of 18 switches only 40/-, post paid.
 Neons for panel. Game Switch, etc.—not the midget type but possibly more suitable, 12 for 10/6, post paid.
 Midget wire ended type 1/3 (Ex. equip.) or 1/9 new.
 Faxolin Panels. Size 5x8, ideal for most transistor projects. 8/6 doz., post paid.
 Tubular Heater. New and unused by G.E.C.—60 watt per foot loading—ideal in home, office, or store—curtains, papers, etc., can drop on them without catching fire—connect these for off peak rates and a warehouse may be kept lamp free for the min. cost and trouble—supplied complete with fixing brackets—all lengths from 5ft. to 12ft.—only 2 9 per foot (less than half price) carriage extra at cost.



Transistor Set Cabinet—red and grey rexine covered, size 10 x 8 x 3 with handle—ideal for boxing a pocket radio. You'll be amazed how good these sound with a 3in. speaker—15/-, plus 3/6 post and ins.

Fluorescent Light Kits

For pelmet lighting, etc. Kit consists of Super silent choke; 2 chrome clips to hold tube; 2 bi-pin holders for tube and starter with a starter holder. Kit A for 30 watt tube at 27/6. Kit B for 40 watt tube at 19/6. Kit C for 2x2ft. 20 w. lamp 18/6. Kit D for 1x2ft. 20 w. lamp 18/6. Post and insurance 2/9 per Kit. Absolutely silent in operation.

FIVE CORE CABLE

Ideal for switching circuits, intercom. P.A. runs, etc., each core flex copper with rubber insulation core covered overall in tough rubber or P.V.C. 9d. per yd. or 30 yds. length 15/- plus 5/- post.

THREE UNUSUAL ITEMS

OZONE OUTFIT—for removing smells and generally improving any oppressive atmosphere. Kit consists of Philips ozone lamp and mains unit, only needs box. 19/6 plus 3/6 postage and insurance.
 BLACK LIGHT UNIT. 40 watt intensity, comprises lamp, lamp holder and 40-watt choke. Only 29/6, Plus 6/6 carr. and ins.
 TIMER KIT. Special offer of all components except metal box to make mains operated interval timer for photography, etc., 12/6. Plus 2/6 post.

MAINS POWER PACK

MAINS POWER PACK designed to operate transistor sets and amplifiers. Adjustable output 6 v. to 12 volts for up to 600 mA. (class B working). Takes the place of any of the following batteries: PB1, PP3, PP4, PP8, PP7, and others. Kit comprises mains transformer-rectifier, smoothing and load resistor, 5,000 and 500 mfd. condensers, zenor diode and instructions. Real snip at only 14/6 plus 3/- post.

ELECTRONICS (CROYDON) LIMITED
 266 LONDON ROAD, WEST CROYDON, SURREY
 Post orders to: Dept. WW, 43 SILVERDALE ROAD, EASTBOURNE, SUSSEX

MAINS POWER PACKS Ready built
 200 v. 20 mA D.C. ½ wave 6.3 v. 1 a. A.C. 25/6
 200 v. 50 mA D.C. ½ wave 6.3 v. 2 a. A.C. 35/6
 250 v. 80 mA D.C. Full wave 6.3 v. 4a. A.C. 45/6

FULL WAVE BRIDGE SELENIUM RECTIFIERS:
 2, 6 or 12 v. outputs, 1½ amp., 8/9, 2 a. 11/3, 4 a. 17/6
CHARGER TRANSFORMERS. Tapped input 200/250 v. for
 charging at 2, 6 or 12 v., 1½ amp., 15/6; 2 amps. 17/6; 4 amps.,
 22/6. Circuit included. Amp meter 5 amp., 10/6.

BEST BRITISH PVC RECORDING TAPES
 L.P. 7in. 1800ft. 19/6 D.P. 7in. 2400ft. 29/6
 L.P. 5½in. 1200ft. 14/6 D.P. 5½in. 1800ft. 24/6
 L.P. 5in. 900ft. 11/6 D.P. 5in. 1200ft. 18/6

MOVING COIL MULTIMETER TK20A. 0-1,000 v. A.C./D.C.
 ohms. 0 to 100 K., 0-150 mA. Pocket size 2in. scale, 49/6.

NEW MULLARD TRANSISTORS
 OCT1 6/-; OCT2 7/6; OC81D 7/6; OC817/8 AF115 10/8 ;
 AF114 11/-; OC48 8/-; OC45 8/-; OC171 9/-; OC170 8/6;
 AF117 9/6; OC28 12/6; Transistor Holders 1/3. Sub-
 Miniature Condensers, 0.1 mFd., 30 v. 1/3; 1, 2, 4, 5, 8,
 16, 25, 30, 50, 100 mFd., 15 volt 2/6. Diode OA81 3/-.

VALVE HOLDERS. EA50 6d. MOULDED Int. Oct. 6d. Mazda
 Oct. 6d.; B7G, B8A, B9G, B9A, 9d.; Screen Cans B7G, B9A, 1/-.
 Ceramic Oct. EF50, B7G, B9A, 1/-. Valve base plus 2/3.


GRAM AMPLIFIERS
 Valves: UY85 Rectifier, UCL82 Triode Pentode
 3½ watts. Size 5 x 5½ x 2in. deep. New Tested com-
 plete 3 ohm output tone and volume on/off controls.
 ONLY 37/6 P. & P. 2/6
 Ready for use 200-250 v. A.C.

BARGAIN XTAL PICK-UP ARM
 Complete with ACOS LP-78 Turnover Head 20/- Stereo 30/-

TRANSISTOR MAINS ELIMINATORS 29/6
 PP1-5v., PP9-9v. "Same size as batteries," DOUBLES 42/6
 PP1+PP1, PP9+PP9, PP11-4½+4½. Miniature 9v. 18/6.

WEYRAD P50 Transistor Coils
 RA2W 6 in. Ferrite Aerial with car aerial coil. 12/6
 Oct. P50/1A.C. 8/4
 1st and 2nd L.F. P50/20C
 470 kΩs. ea. 5/7
 2nd L.F. P50/30C. 6/-
RETURN OF POST DESPATCH Post 1/6, List 1/-, C.O.D. 2/6 extra. (Export—Send remittance and extra postage, no C.O.D.)

BAKER LOUDSPEAKERS
NEW HI-FIDELITY MODELS
 12in., 15 w. Stalwart 3 or 15 ohms, 45-13,000 c.p.s. 5 gns.
 12in. De Luxe Foam Suspension, 14,000 lines, 15 gns.
 w. 25-17,000 c.p.s.
NEW GROUP MODELS FOR ALL GUITARS AND VOCALS
 "Group 25" 12in. dia., 25 watt, 20-10,000 c.p.s. 5 gns.
 "Group 35" 12in. dia., 35 watt, 20-10,000 c.p.s. 8½ gns.



Volume Controls 80 Ohm Coax
 Cable
 Long spindles. Midget size 5 K. ohms to 2 Meg. LOG or LIN. L/S 3/- D.P. 4/6
 Stereo L/S 10/6, D.P. 14/6. Linear or Log Tracks.
 Semi-air spaced 6d. yd. 40 yd. 17/6. 80 yd. 25/-
 Low loss 5dB, per 100ft. at 500 mc/s.
 Ideal 625 lines 1/6 yd.

COAXIAL PLUG 1/-. PANEL SOCKETS 1/-. LINE SOCKETS 2/-
 OUTLET BOXES, SURFACE OR FLUSH 4/-. BALANCED TWIN FEEDERS 6d. yd., 80 or 300 ohms. TWIN SCREENED FEEDER 1/- yd., 80 ohms. TELESCOPIC CHROME AERIALS. 12in. extends to 33in. 6/6 each. CAR AERIAL PLUGS 1/6.

THE "INSTANT" BULK TAPE ERASER AND RECORDING HEAD DEMAGNETIZER, 200/250 V. A.C. 35/-
 Garrard Autoslim Changers Mono £8 10 0 (Stereo)
 Garrard Model A75 Changers Mono £8 10 0 (10/- extra)
 Garrard Model A78 Changers Mono £10 10 0

C.R.T. BOOSTER TRANSFORMERS ... 15/6
 for heater cathode short circuit or tubes with failing emission. Full instructions supplied. mains input. Optional 25% and 50% boost 2 v. or 6.3 v. or 12.6 v. State voltage required.

BOOKS (Please Add Postage)
 "W.W." Radio Valve Data 7/6
 High Fidelity Speaker Enclosures 5/-
 Mullard Maintenance Manual 16/-
 TV Fault Finding 6/-
 Mullard Audio Amplifier Manual 8/6
 Radio Valve Guide, Books 1, 2, 3 or 4, ea. 5/-
 Practical Radio Inside Out 3/6
 Transistor Audio Amplifier Manual 6/-
 Shortwave Transistor Receivers 5/-
 International Radio Stations List 2/6

JACK SOCKETS, Std. open-circuit 2/6, close-circuit 4/6.
 Lead 6/-, Grundig type 3-pin 1/3, Grundig Lead Type 3/6.
 Phono Plugs 1/-, Socket 1/-, Banana Plugs 1/-, Sockets 1/-
JACK PLUGS STANDARD. Screened 3/-, Grundig 3-pin 3/6.
BULGIN NON-REV PLUGS AND SOCKETS P74 2-pin 4/3-
 P73 3-pin 4/6; P194 6-pin 6/6; P466 8-pin 12/6; P380 4/-
RESISTORS. Preferred values, 10 ohms to 10 meg.
 ½ w., ½ w., 1 w. 20% 4d.; 1½ w. 8d.; 2 w. 1/-; 1 w. 10% 6d.
HIGH STABILITY. ½ w. 1% 2/- Preferred values. 10 ohms to 10 meg. Ditto 5%, 10 ohms to 22 meg. 9d.
 5 watt 5 to 8.2 ohm 3 w. 1/6
 15 watt 10 ohm to 8.80 ohms 2/6
WIRE-WOUND RESISTORS { 1/6
 10K 15K 20K 25K 10W 3/-
MAINS DROPPERS. Midget. With sliders.
 0.3a. 1K. 0.2a. 1.2 K., 0.15a., 1.5 K., 0.1a., 2 K. each. 6/-
 LINE CORD 100 ohms ft. 3-way 1/--1/-.

WIRE - WOUND Pots 3 WIRE - WOUND 4 - WATT
 WATT Pre-set Min. T.V. STANDARD SIZE POTS
 Type. All values 10 ohm to 8.80 ohms
 to 25K., 3/- ea.; 30K. 4/-; 50 OHMS to 50 K. 6/6;
 Carbon 30K. to 2 meg. 3/-; 100 K. 7/6.


SPEAKER-FRET. Tygan various colours, 52in. wide from 10/-
 ft.; 28in. wide from 5/- ft. Samples, large, S.A.E.
EXPANDED METAL. Gold or Silver 12x12in. 6/-
ARDENTE TRANSISTOR TRANSFORMERS
 D3035, 7.3 CT. 1 Push Pull to 3 ohms for OC72, OC81 11/-
 D3034, 1.75-1 CT. Push Pull Driver for OC72, OC81 11/-
 D3058, 11.5-1 Output to 3 ohms for OC72, OC81 11/-
 D238, 4.5-1 Driver; D240, 8.5-1 Driver ea. 11/6
ARDENTE TRANSISTOR POT. 5K. switched V61545 5/3
BLANK ALUMINIUM CHASSIS. 18 s.w.g. 4 sides, riveted
 corners, lattice fixing holes, 2 1/2in. sides 7 x 4in. 5/6; 8 x 7in.
 6/6; 11 x 3in. 6/6; 11 x 7in. 7/6; 13 x 9in. 9/6; 14 x 11in. 12/6
ALUMINIUM PANELS 18 s.w.g. 12x12in. 5/6; 14x9in. 4/6;
 12x8in. 3/6; 10x7in. 2/6; 8x6in. 2/-; 6x4in. 1/6.

B.T.H. TAPE MOTORS 115v. A.C. 28 w. 12/6 pair.
 For 200/250 v. (tin series).

RADIO COMPONENT SPECIALISTS

CALLERS WELCOME
337 WHITEHORSE ROAD,
WEST CROYDON Telephone THO 1665

NO EXCUSES! NO DELAYS! FROM STOCK! VARIABLE VOLTAGE TRANSFORMERS


PORTABLE

 Input 230 v. A.C. Output variable 0-260 v. A.C. at 2.5 amp. Fitted in beautifully finished steel case. Complete with voltmeter, pilot lamp, fuse, switch, carrying handle. £9/17/6. P.&C. 5/-

INPUT 230 v. A.C. 50/60 ~
BRAND NEW. Carriage Paid. Buy direct from the importer, keenest prices in the country. All Types (and Spares) from ½ to 50 amp. available from stock.


0-260 v. at 1 amp.	£4 10 0
0-260 v. at 2.5 amps.	£5 17 6
0-260 v. at 4 amps.	£8 7 6
0-260 v. at 5 amps.	£9 0 0
0-260 v. at 8 amps.	£13 10 0
0-260 v. at 10 amps.	£17 0 0
0-260 v. at 12 amps.	£19 10 0
0-260 v. at 15 amps.	£22 0 0
0-260 v. at 20 amps.	£32 10 0
0-260 v. at 37.5 amps.	£65 0 0
0-260 v. at 50 amps.	£85 0 0

15 DIFFERENT TYPES AVAILABLE FOR IMMEDIATE DELIVERY.

INSULATED TERMINALS available in black, red, white, yellow, blue and green. New 15/- per doz. P. & P. 1/-.


7 AMP. A.C. D.C. VARIABLE OUTPUT POWER UNIT

 Input 230 v. A.C. Output continuously VARIABLE from 0 to 260 v. A.C. OR 0 to 230 v. D.C. at 7 a. Robustly constructed in metal case, complete with safety fuse, neon indicator and voltmeter. Size 17 x 12 x 7in. Weight 36 lb. Price £34/10/-. Carriage 20/-.


OPEN TYPES
 Designed for Panel Mounting
 Input 230 v. A.C. 50/60 ~ Output variable 0-260 v.
 ½ amp. £3 3 0
 1 amp. £4 17 6
 2½ amp. £5 12 6
 ½ AMP. 1 AMP.



SLIDER RESISTANCES

 1 ohm, 12 amp., 17/6; 1.2 ohm, 14 amp. 27/6; 75 ohm, 2 amp. 37/6; 200 ohm, 1.25 amp. 37/6; 36 ohm, 6.5 to 2.8 amp., tapered winding, geared drive (less knob), 37/6. P. & P. 3/6.

100 WATT POWER RHEOSTATS (NEW)

 Ceramic construction winding embedded in Vitreous Enamel heavy duty brush assembly designed for continuous duty.
AVAILABLE FROM STOCK IN THE FOLLOWING 9 VALUES
 10 ohm, 3 a.; 25 ohm, 2 a.; 50 ohm, 1.4 a.; 100 ohm, 1 a.; 250 ohm, 7 a.; 500 ohm, 45 a.; 1,000 ohm, 280 mA; 1,500 ohm, 230 mA; 2,500 ohm, 2 a.; Diameter 3½in. Shaft length ½in., dia. 3/16in. 27/6. P. & P. 1/6.

INSULATION TESTERS (NEW)

 Test to I.E.E. Spec. Rugged metal construction, suitable for bench or field work, constant speed clutch. Size L. Bin., W. 4in., H. 6in. Weight 6 lb. 500 volt 500 megohms. Price £22, carriage paid. 1,000 volts, 1,000 megohms, £28, carriage paid.

SERVICE TRADING COMPANY

SERVICE TRADING CO

Postage and Carriage shown below are inland only. For overseas please ask for quotation. We do not issue a catalogue or list.

ULTRA VIOLET BULBS

Easy to use source of U.V. for dozens of practical and experimental uses.
 12 volt 36 watt A.C./D.C. SBC 6/6. P. & P. 1/-.
 12 volt 60 watt A.C./D.C. SBC 8/6. P. & P. 1/-.
 Transformer to suit the above. Input 200-240 v. A.C., 12 volt 36 watts, 16/6. P. & P. 2/6. Input 200-240 v. A.C. 12 volt 60 watt, 22/6. P. & P. 3/6.
 Set of 4 Colours FLUORESCENT PAINT: Red, yellow, green and cerise. In 1/2 oz. tins. Ideal for use with the above Ultra Violet Bulbs, 9/6, plus 1/6 P. & P.

SIEMENS SEALED HIGH SPEED RELAYS

H96A, 2.2 ohm +2.2 ohm, new.
 H96G, 50 ohm +50 ohm, new.
 H96C, 145 ohm +145 ohm, new.
 H96D, 500 ohm +500 ohm, new.
 H96E, 1,700 ohm +1,700 ohm, ex. equip., all at 12/6 each. P. & P. 1/- on each Relay.



P.O. RELAYS, Type 3000

100 ohm, 3 c/o, 2 make, 2 break.
 200 ohm, 6 c/o.
 500 ohm, 1 Heavy duty c/o.
 500 ohm, 4 Heavy duty make.
 2,000 ohm, 4 make, 4 break.
 16,000 ohm, 2 make, 2 break. All at 12/6 each.
 20,000 ohm, 2 Heavy duty make, plus 1/- P. & P.

G.E.C. SEALED RELAYS

M1069 5,000 ohm, 2 c/o. M1084 180 ohm, 4 c/o.
 M1092 670 ohm, 4 c/o. M1095 670 ohm, 2 m. 2 b.
 M1100 670 ohm, 2 c/o. Ex. new equipment.
 All at 12/6 each, plus 1/- P. & P.

14,000 OHM SEALED RELAY. High Speed single c/o, Platinum contacts. Super-sensitive, ideal for Transistor circuitry. Will operate on 1 milliamp, 25/- P. & P. 1/-.

20-way STRIP containing standard Post Office telephone jack, Sockets, overall size 1 1/2 x 3 1/2 x 1/2 in. New. Price 15/- each. P. & P. 1/6.

VENNER 14-DAY CLOCKWORK TIME SWITCHES. 5 amp. 230 v. contacts. 24 hr. phase, 1/4 hr. divisions allow setting for 1 make, 1 break every 24 hrs. Complete with key and mounting block. Used but guaranteed. 35/6. P. & P. 2/6.

SOLENOID. Overall length 3 1/2 in., stroke 1/2 in. Maximum push 8 oz. 12-24 v. D.C. operation. D.C. resistance 35 ohm. Price 8/6. P. & P. 1/6.
SOLENOID. Heavy Duty 230 v. A.C. Approx. 3lb. pull. 15/- P. & P. 1/6.

SOLENOID OPERATED MAGNETIC RELAY Type Sc/3944, 4 Pole c/o, 10 amp. contacts, 24 volt D.C. operation. 12/6 each. P. & P. 1/6.

LATEST HIGH SPEED MAGNETIC COUNTERS

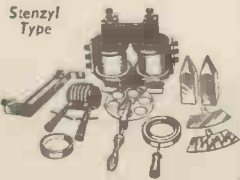
4 figure 10 impulses per second. Type 100D, 4.1 ohm coil, 3.6 v. D.C. operation. Type 100A, 500 ohm coil, 18-24 v. D.C. operation. Type 100B, 2,300 ohm coil, 36-48 v. D.C. operation. Any type, 15/- each, plus 1/6 P. & P.

RESETTABLE HIGH SPEED COUNTER

4 figure 1,000 ohm coil, 36-48 v. D.C. operation, £3/10/- P. & P. 1/6.

UNIVERSAL DEMONSTRATION TRANSFORMER

Stenzyl Type



A complete composite apparatus, comprising a robustly built Transformer and electro-magnet with removable coils and pole pieces. 110-115 or 220-230 v. A.C. 6-12-36-110 v. D.C. Coils. Maximum output 50 volt ampere. The following

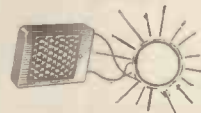
accessories are included: welding coil, welding clamps and electrodes, 2 heavily plated pole pieces with conical and square ends, pendulum stand, damping and non-damping pendulum, Barlow's wheel with handle, mercury trough, fusing metal, inductive jumping ring. Supplied complete with Demonstration Book giving details of a multitude of basic demonstrations complete with the theory involved. Price: £17, plus 10/- carriage (per B.R.S.)

NICKEL CADMIUM BATTERY. Sintered Cadmium Type. 1.2 v. 7 AH. Size: height 3 1/2 in., width 2 1/2 x 1 1/2 in. Weight: approx. 13 ozs. Ex-R.A.F., tested. 12/6. P. & P. 2/6.

HIGH SPEED BLOWER UNIT

200/250 volt A.C. Powerful 2-speed motor, 11,000 and 13,000 R.P.M. 17/6, plus P. & P. 2/6.
AUTO TRANSFORMERS. Step up, step down. 110-200-220-240 v. Fully shrouded. New. 300 watt type £2/6/6 each. P. & P. 2/6. 500 watt type £3/7/6 each. P. & P. 3/9. 1,000 watt type £4/10/- each. P. & P. 6/6.

FIRST AGAIN!



diffusing lens system to ensure maximum light pick-up. Output—up to 2 v. at 16-20 mA in bright sunlight. Wider spectral response, and thirty times the efficiency of selenium cells. As used to power earth satellites! 37/6 and 1/- P. & P. **JUST PUBLISHED "SOLAR CELL & PHOTO-CELL EXPERIMENTERS' GUIDE."** Teaches the principles of light sensitive devices and their application. 26/-, post paid.

230 v. A.C. RELAY. Type 1, 2 c/o, 2 amp. contacts, 9/6. Type 2.2 x 15 amp. break, 2 x 2 amp. make, 1 x 2 amp. break. 11/6. Both types ex new equip. P. & P. 1/6 each.

230 VOLT A.C. GEARED MOTORS Type DIS5 5 r.p.m. 1.7lb. inch £2/9/6. P. & P. 2/6
 Type DI6G 13 r.p.m. 1.45lb. inch £2/12/6. P. & P. 2/6

UNISELECTOR 8 bank, 25 way, all non-bridging, full wipers, twin coil, 950 ohm. Each unused £3/2/6. P. & P. 4/6.

MINIATURE UNISELECTOR SWITCH. 3 banks of 11 positions, plus homing bank. 40 ohm coil. 24-36 v. operation. Ex equip. Individually tested. 22/6, plus 2/6 P. & P.

LIGHT SENSITIVE SWITCH

Kit and parts including ORP.12 Cadmium Sulphide PhotoCell, Relay, Transistor and Circuit. Now supplied with new Siemens High Speed Relay for 6 or 12 volt operation. Price 25/-, plus 2/6 P. & P.
ORP.12 and Circuit 8/6, post paid.
A.C. MAINS MODEL

Incorporates main transformer, rectifier and special relay with 3, 5 amp. mains c/o contacts. Price inc. circuit 47/6, plus 2/6 P. & P.

ELECTRIC CHECK METER (Sangamo Weston) 200/240 volt A.C., 40 amp. As new 35/- plus 3/6 P. & P.

0-4 MINUTE MECHANICAL TIME SWITCH. 16 amp. D.P. switch, complete with knob. Will switch off any setting between 0-4 min. As new, fraction of maker's price. 10/- P. & P. 2/6.

SEMI-AUTOMATIC "BUG" SUPER SPEED, MORSE KEY. 7 adjustments, precision toolled, speed adjustable 10 w.p.m. to as high as desired. Weight 2 1/2 lb. £4/12/6, post paid.

TRANSISTORISED FULLY AUTOMATIC ELECTRONIC KEYS. 230 v. A.C. or Battery operated. Incorporates built-in monitor Oscillator Speaker, and Keying Lever. Adjustable speeds. Keying either auto., semi-auto. or hold. 4 diodes. 7 transistors. Price £16/10/- plus 4/6 P. & P.



TRANSISTORISED MORSE OSCILLATOR Fitted 2 1/2 in. Moving Coil Speaker. Uses type PP3 or equiv. 9 v. battery. Complete with latest design Morse Key. 22/6, plus 1/6 P. & P.

KEYING LEVER. Especially designed for use with all types of electronic keys. Fully adjustable micro-switch action, no contact bounce, precision made, finely polished parts, screw down base. Price £4/4/-, post paid.

MINIATURE IMMERSION HEATER. 6in. x 1/2 in., 240 volt, 120 watts, 6/6, plus 2/- P. & P.

1st grade	TRANSISTOR	Brand new
OC28	17/- OC83* .. 6/-	2N458 .. 20/-
OC29*	18/- OC139 .. 12/-	25019 .. 30/-
OC41	7/- OC140 .. 19/-	SB345 .. 7/6
OC44	6/6 OC171 .. 9/-	TK208 .. 4/-
OC45	5/- OC200 .. 10/6	AC107 .. 14/6
OC71	5/- OC203 .. 14/-	AF114 .. 11/-
OC72*	7/- Get 104 .. 6/-	AF115 .. 10/-
OC73	6/- Get 105 .. 10/-	AF116 .. 10/-
OC75	7/- Get 573 .. 12/6	AF117 .. 9/6
OC76	6/-	2N706A .. 17/6
OC81*	8/-	2N706A .. 12/6

*Available in Matched Pairs.

DIODES

OA91	3/-	15111	4/-
SX781	4/-	Z510B	3/-

ZENERS 5%

All 1/2 watt 5% at 10/- each, 4.3 v., 4.7 v., 5.1 v., 5.6 v., 6.2 v., 6.8 v., 7.5 v., 8.2 v., 9.1 v., 10 v., 12 v., 15 v., 16 v., 22 v.

HEAVY DUTY L.T. TRANSFORMER Very conservatively rated for continuous duty. Input 110-260 volts, multi-tapped, 50 cycles, single phase. Output 28, 29, 30, 31 volts at 21 amp. Price £6/15/- Carr. 10/-.

L.T. TRANSFORMERS

All primaries 220-240 volts.	Type No.	Sec. Taps	Price Carr.
1	30, 32, 34, 36 v.	at 5 amps.	£2/17/6 4/-
2	30, 40, 50 v.	at 5 amps.	£4/15/6 4/-
3	10, 17, 18 v.	at 10 amps.	£2/17/6 4/-
4	6, 12 v.	at 20 amps.	£3/12/6 5/-
5	17, 18, 20 v.	at 20 amps.	£5/2/6 5/-
6	6, 12, 20 v.	at 20 amps.	£4/15/6 7/6
7	24 v.	at 10 amps.	£3/5/6 4/-

A.C. AMMETERS

0-1, 0-5, 0-10, 0-15, 0-20 amp. F.R. 2 1/2 in. dia. All at 21/- each.

A.C. VOLTMETERS

0-25 v., 0-50 v., 0-150 v. M.I., 2 1/2 in. Flush round all at 21/- each. P. & P. extra.
 0-300 v. A.C. Rect. M-Coil 2 1/2 in. 29/-
 0-300 v. A.C. Rect. M-Coil 3 1/2 in. Type W23 .. 55/-

D.C. AMMETERS

0-5 amp. D.C. M.I. 2 1/2 in. Rnd. 11/6
 0-500 Microamp. sub-min. 1 1/2 in. dia. Scaled 0-1 milliamp 21/-


Postage extra.

CONDENSER

8,000 mfd., 50 v., 2 1/2 in. x 4 1/2 in. 12/6

DELCO 12-27 VOLT D.C. SHUNT WOUND MOTOR. 5,400 r.p.m. Torque 4in. oz. double spindle, smooth running ex-new equip. 12/6. P. & P. 2/6

VAN DE GRAAF ELECTRO-STATIC GENERATOR, fitted with motor drive for 230 v. A.C. giving a potential of approx. 50,000 volts. Supplied absolutely complete, including accessories for carrying out a number of interesting experiments, and full instructions. This instrument is completely safe, and ideally suited for School demonstrations. Price £6/6/- plus 4/- P. & P. Leaflet on request.



Latest type SIEMENS MINIATURE RELAYS in Transparent Case. Gold-plated spring sets. 4 c/o 700 ohm coil. 25 v. D.C. operation. Size 1 1/2 x 1 1/2 x 1 1/2 in. New in maker's packing. Price 12/6. As above 2 c/o 700 ohm coil, size 7/8 x 7/8 x 1 1/2 in. 15/- including base.

BUILD AN EFFICIENT STROBE UNIT FOR ONLY "37/6"

The ideal instrument for workshop, lab. or factory. This wonderful device enables you to "freeze" motion and examine moving parts as if stationary. We supply a simple circuit diagram and all electrical parts, including the NSP2 Strobe tube which will enable you to easily and quickly construct a unit for infinite variety of speeds, from 1 flash in several seconds to several thousands per minute. New, modified circuits, bring price down to 37/6, plus 3/- P. & P.


NSP2 CV2296 STROBOTRON FLASH TUBE made by Ferranti, brand new, I.O. base. Price 15/- P. & P. 1/-.

SX 631 SILICON RECTIFIER. 100 v. P.I.V. 750 mA in air or 2 amp. on 2 x 2 ali, heat sink. 3/6 each. P. & P. 6d., or 4 to make bridge 12/- P. & P. 1/-.

DIALS FOR AUTOMATIC TELEPHONES. Used but good condition, 12/6 ea., plus 2/6 P. & P.

ALL MAIL ORDERS. ALSO CALLERS AT:
 47-49 HIGH STREET, KINGSTON-ON-THAMES
 Telephone: KINGston 9450
 Closed Saturdays.

PERSONAL CALLERS ONLY: 9 LITTLE NEWPORT STREET, LONDON, W.C.2. Tel.: GER 0576 (OFF LEICESTER SQUARE)
 Open till 1 p.m. Thursday and all day Saturday.




NEW MODEL!
LAFAYETTE HA-350
AMATEUR RECEIVER

10-80 metres dual conversion with mechanical filter for High Selectivity. Incorporates 12 valves, crystal controlled osc. Product detector, 100 Kc/s. crystal calib., crystal B.F.O., A.N.L., 'S' meter, etc. Supplied brand new and guaranteed. 75 GNS. S.A.E. for full details.

LAFAYETTE HA-230 AMATEUR COMMUNICATIONS RECEIVER

Supersedes Model HE-30. 8 valves + rectifier. Continuous coverage on 4 bands. 550 kc/s-30 Mc/s. Incorporates 1 RF and 2 IF stages, Q Multiplier, B.F.O., A.N.L., 'S' meter, electrical bandspread, aerial trimmer, etc. Supplied brand new and guaranteed. 33 GNS. S.A.E. for full details. Also available in Semi-Kit form 25 GNS.




NEW MODEL!
LAFAYETTE HA-55
AIRCRAFT RECEIVER

108-136 Mc/s. High selectivity and sensitivity. Incorporates 2 RF stages including 6CW4 Nu-visor, 3 tubes for 11 tube performance, solid state power supply, adjustable squelch control, slide rule dial, built-in 4in. speaker and front panel phone jack. 220/240 v. A.C. Supplied brand new and guaranteed. 19 GNS. Carr. 10/-.

R-278/GR RADIO RECEIVER

D.H.F. receiver designed by Collins Radio. Provides reception of A.M. and C.W. signals on any one of 1750 channels in the frequency range of 225 to 399.9 Mc/s. and simultaneously on one fixed tuner channel in the frequency range of 238-248 Mc/s. Power requirements 116/230 v. 50/60 cps. Size 13in. x 19in. x 20in. Output 3 watts into 600 ohms. High quality modern equipment originally costing hundreds of pounds. Available in as new condition, fully tested, complete with all crystals. £60. Carr. 50/-.



MARCONI TF 144G/4 STANDARD SIGNAL GENERATOR

85 kc/s.-25 Mc/s. ± 1%. Output variable from 1μV to 1 volt. Internal sine wave modulation 400 cps. up to 75% depth. Operation 200/250 volts A.C. Offered in really excellent condition, like new, fully tested and guaranteed. £25. Carr. 30/-.



CTS3 SIGNAL GENERATOR

8.9-15.5 Mc/s. and 30-300 Mc/s. Variable precision attenuator. A.C. inads. Supplied in perfect order less calibration chart. £12/10/-, Carr. 10/-.

TRANSISTORISED TWO-WAY TELEPHONE INTERCOM

Operative over amazingly long distances. Separate call and press to talk buttons. 2-wire connection. 1000's of applications. Beautifully finished in ebony. Supplied complete with batteries and wall brackets. 7 GNS. Pair. P. & P. 5/-.



SINCLAIR X10-X20 AMPLIFIERS

IN STOCK. X20 Kit, £7/19/6. X20 built, £9/19/6. X20 power supply, £4/19/6. X10 Kit, £5/19/6. X10 built, £6/19/6. X10 power supply, £2/14/-, Also Micro 6. 59/6. TR750 amp Kit, 39/6. Micro Amp, 25/6. Micro Injector, 27/6. Post Paid.

DOUBLE BEAM C.R.T.'s

Cosmor 89D £2 19 6
Dumort K105 IPI £2 19 6
Brand New. Post 3/6.


BEST BUY!

Send 1/- P.O. for full Catalogue and Lists. Open 9 a.m. to 6 p.m. every day Monday to Saturday. Trade supplied.



STAR SR.600 AMATEUR COMMUNICATION RECEIVER

New crystal controlled triple conversion deluxe 80-10 metre band receiver. Extremely high sensitivity, selectivity and stability. Special features include 3 I.F. stages, crystal controlled oscillator, 4-section L/G filter, 'S' meter, V.F.O., A.N.L., 100 kc/s. crystal calibrator, etc. Supplied brand new and guaranteed. 95 GNS. S.A.E. for full details.




STAR SR.40 COMMUNICATION RECEIVER

4 Bands, 550 kc/s-30 Mc/s. 'S' Meter-BFO-ANL-Bandspread Tuning Built-in speaker. 200/250 v. A.C. Brand New. 18½ GNS., carr. 10/-.

PART EXCHANGE WELCOMED

LAFAYETTE HA-63 COMMUNICATION RECEIVER

7 valves + Rectifier. 4 Bands. 550 kc/s.-31 Mc/s. 'S' Meter-BFO-ANL-Bandspread Tuning 200/250 v. A.C. Brand New. 24 GNS. Carr. Paid.



TE22 SINE SQUARE WAVE AUDIO GENERATORS


Sine: 20 cps to 200 kc/s. on 4 bands. Square: 20 cps to 30 kc/s. Output impedance 5,000 ohms. 200/250 v. A.C. operation. Supplied Brand New and Guaranteed with instruction manual and leads. £15. Carr. 7/6.



LEADER LSG-10 R.F. SIGNAL GENERATOR

120 kc/s-250 Mc/s. on 6 ranges. Variable R.F. and A.F. outputs. Large clear scale. Size 7½in. x 10½in. x 4½in. approx. 220/250 v. A.C. operation. Brand New £12. Carr. 5/6.

LAFAYETTE DE-LUXE V.F.O.



6 bands covering 80-10 mtr. 50 mp. 10 y's high Q series tuned Clapp Osc. High output of 10-20 volts to drive any TX. Large slide rule dial. Dual impedance O/P. 230 v. AC operation. Size 6½in. x 5½in. x 7½in. Supplied complete with all instrns. 16 Gns., carr. 7/6.

LAFAYETTE NUVISOR GRID DIP METER



Compact true one hand operation. Frequency range 1.7-180 Mc/s. 230 v. AC operation. Supplied complete with all coils and instructions. £12/10/-, carr. 5/-.

MAIN LONDON AGENTS FOR CODAR EQUIPMENT



CR.45 Receiver Kit	27 15 6
CR.66 Receiver Kit	£19 15 0
CR.66 'B' meter Receiver Kit	£22 0 0
FR.30 Preselector	£5 10 0
FR.30 X Self powered	£7 4 0
RQ.10 'Q' Multiplier	£6 15 0
RQ.10 X Self powered	£8 8 0
A.T.5 Amateur TX	£16 10 0
A.T.5 Mains P.S.U.	£8 0 0
A.T.5 12 v. Transistor P.S.U.	£11 5 0
A.T.5 Remote control and Aerial Switching Unit	£2 7 6

Postage extra.

AMERICAN RECORDING TAPES

First grade quality American tapes. Brand new and guaranteed. Discounts for quantities.

3in. 25ft. L.P. acetate	4/-
3½in. 600ft. T.P. mylar	10/-
5in. 600ft. std. plastic	8/6
5in. 900ft. L.P. acetate	10/-
5in. 1,200ft. D.P. mylar	15/-
5in. 1,800ft. T.P. mylar	35/-
5½in. 1,800ft. L.P. acetate	12/6
5½in. 1,800ft. D.P. mylar	22/6
5½in. 2,400ft. T.P. mylar	45/-
7in. 1,200ft. std. mylar	12/6
7in. 1,800ft. L.P. acetate	15/-
7in. 1,800ft. T.P. mylar	20/-
7in. 2,400ft. D.P. mylar	25/-
7in. 3,600ft. T.P. mylar	58/6

Postage 2/-. Over £3 post paid.

OS/8B/U OSCILLOSCOPES

High quality Portable American Oscilloscope. 3in. crt. T/B: 3 c/s-50 kc/s. X Amp: 0-500 Kc/s. Y Amp: 0-2 Mc/s. Power requirements 105-125 v. A.C. Supplied in brand new cond., fully tested £25. Carr. 10/-. Suitable 230/115 v. Transformer 15/6.

REUTER I-TRACK TAPE HEADS
As fitted to Collaro Mk. IV and Studio Decks. High imp. record/play back, low imp. erase. Brand new, 19/6 Pair. Also Minifix ¼ track, set of 3. 29/6; Bradmatic ¼ track, set of 2 92/6. Post extra.

TS-382 FU AUDIO OSCILLATOR

High quality modern American instrument. Frequency coverage on 4 bands. 0-200 Kc/s. Output impedance 1,000Ω. Output monitoring meter. 7 range output attenuator from 12 microvolts to 12 volts. Operation 115 v. 50-1,000 CPS. Supplied as new. £40. Carr. 20/-.

LAFAYETTE HI-FI STEREO HEAD PHONES

★ Air cushioned headband
★ Soft rubber ear pads
★ Frequency response 25 to 15,000 cycles. ★ High sensitivity. Impedance 8 ohms per phone. Supplied complete with all cables, wires, overland junction box and 8-connection plug. 82/6 P. & P. 2/6.



ALSO SEE NEXT PAGE



(RADIO) LIMITED

Phone: GERRARD 8204/9155
Cables: SMITHEX LESQUARE
3-34 LISLE STREET, LONDON, W.C.2

STERN-CLYNE

HIGH FIDELITY EQUIPMENT




(1) MULLARD "10 Plus 10" STEREO AMPLIFIER
 A High Fidelity design providing up to 10 watts (per channel).
KIT OF PARTS £20.0.0.
BUILT AND TESTED £24.0.0 (C. & I. 7/6).
 We can also supply the MAIN AMPLIFIER for operation with our DUAL CHANNEL PRE-AMPLIFIER.
KIT OF PARTS £27.0.0.
BUILT AND TESTED £34.0.0 (C. & I. 10/6).



(2) MULLARD DUAL CHANNEL PRE-AMPLIFIER
 A four-valve design for both STEREO-PHONIC and MONOPHONIC operation.
KIT OF PARTS £12.10.0.
BUILT AND TESTED £15 (C. & I. 5/-).



(3) THE "TWIN THREE" STEREO AMPLIFIER
 Based on a recent design by MULLARD LTD. It is ideally suited for use in PORTABLE RECORD PLAYERS.
BUILT AND TESTED £9 (C. & I. 7/6).
 To construct a STEREO PORTABLE RECORD PLAYER we offer:
 Assembled AMPLIFIER with two 8x5in. LOUDSPEAKERS and PORTABLE CASE for £16.10.0 (C. & I. 10/-).



(5) TUDOR AM/FM TUNER
 Self powered VHF/FM Long and Medium waves. FM 87.5-108.5 Mc/s. AM.MW 522-1,630 Kc/s. L.W. 145-270 Kc/s. Multiplex output.
BUILT AND TESTED 24 Gns. (C. & I. 7/6).



(6) MULLARD 3-VALVE PRE-AMPLIFIER
 Designed mainly for the STERN/MULLARD range of Monophonic Power Amplifiers.
KIT OF PARTS £10.
BUILT AND TESTED £13.13.0 (C. & I. 5/-).



(8) MULLARD "5-10" MAIN AMPLIFIER
 For use with MULLARD 2- or 3-valve pre-amplifiers with which an undistorted power output of up to 10 watts is obtained.
KIT OF PARTS £10.
BUILT AND TESTED £13.10.0 (C. & I. 6/6).
 ABOVE INCORPORATING PARTRIDGE OUTPUT TRANSFORMER £1.6.0 extra.



(9) MULLARD "5-10RC" AMPLIFIER
 The popular "5-10" complete incorporating Passive Control Unit providing up to 10 watts high quality reproduction with an input of 600 mV.
KIT OF PARTS £12.
BUILT AND TESTED £16 (C. & I. 7/6).
 WITH PARTRIDGE OUTPUT TRANSFORMER £1.6.0 extra.



(10) MULLARD "3-3RC" A HIGH QUALITY AMPLIFIER DEVELOPED FROM THE VERY POPULAR 3-WATT MULLARD "3-3" DESIGN.
KIT OF PARTS £8.8.0.
BUILT AND TESTED £11.10.0 (C. & I. 6/8).



(11) The "MONO-GRAM"
 A small Amplifier of genuine high quality performance producing up to 3 watts undistorted output.
KIT OF PARTS £4.10.0.
BUILT AND TESTED £6 (C. & I. 3/6).



(16) JL10 POWER AMPLIFIER
 Incorporates the latest diode/pentode ECL86 valves in push-pull, PARTRIDGE ultra linear output transformer, PARTRIDGE mains transformer, and smoothing choke. 10 watts output, surplus power output, surplus power available for tuner.
BUILT AND TESTED £12.12.0 (C. & I. 7/6).



(17) DOUBLE FEATURE PRE-AMPLIFIER
 Inputs for microphone, crystal or magnet^o pick-up, tuner unit, and in addition offer full facilities for tape recording and high fidelity replay. This unique feature means that should you wish to include tape in your hi-fi system at a later date all that is required is a suitable tape deck. Push-button switching for 3 tape speeds equalised.
BUILT AND TESTED £18.18.0 (C. & I. 5/-).
 Prices if items 16 & 17 purchased together:
BUILT AND TESTED £30.9.0 (C. & I. 10/-).

Fully descriptive leaflets available on any of the above items.
INSTRUCTION BOOKS AND DETAILED PRICE LISTS are Supplied Free with Kits of Parts but may be purchased separately if required.
 Items 1, 2 and 14, 3/- each; 6 and 13, 3/6 each; 7, 8, 9, 10, 2/- each; 11 2/6 each; 12, 5/- All Post Free.

COMBINED PRICE REDUCTION
 Mullard 5-10 Main Amplifier and 2-valve Pre-amplifier.
KIT £15.15.0.
BUILT AND TESTED £21.10.0 (C. & I. 8/6).
 Mullard 5-10 Main Amplifier and 3-valve Pre-amplifier.
KIT £19.10.0.
BUILT AND TESTED £25.10.0. (C. & I. 8/6).
 (Above items with PARTRIDGE Transformer £1.6.0 extra.)

VERITONE 30 AMPLIFIER



A general purpose Amplifier of outstanding quality ideally suitable for Dance Bands, Clubs, Hotels, Factories, Indoor and Outdoor Public Address requiring a powerful, robust portable Amplifier which will provide high quality reproduction, distortion free. The Amplifier has two standard Jack Socket inputs, high gain and low gain with individual volume controls and with the master volume control the inputs may be mixed and balanced as required. The Amplifier is housed in a really robust steel case finished in smooth grey hammer finish with chrome handles and silver grey front panel with contrasting letters and knobs.

- ★ Switched Output for 3 or 15 ohms Loudspeakers
 - ★ Master Volume Control
 - ★ Two Inputs, high gain and low gain with individual volume controls
 - ★ Built-in Pre-Amplifier and Control Unit
 - ★ 30 watt Undistorted Output
 - ★ Bass and Treble Controls
 - ★ Mixing Facilities
- fully assembled and tested, carr. & ins. 10/-.
 Ventilated Cover with chrome handles as illus. 35/- extra.
- PRICE 18 GNS.**


VERITONE 300




A small versatile Gram. Amplifier with an output of 3-4 watts suitable for Crystal Pickup or Radio Tuner, ideally suited for a small domestic installation requiring good quality low output, output impedance 3 ohms, volume control, treble control, bass control and middle control. Valve line-up: EL84, EF86, EZ80. Smooth grey finished chassis, size 8 1/2 x 4 x 1 1/2in. with brushed aluminium front panel, contrasting letters and knobs, front panel size 8 1/2 x 2 1/2in.
6 Gns. (C. & I. 5/-).
 Fully assembled and tested



(7) MULLARD 2-VALVE PRE-AMPLIFIER TONE CONTROL
 Employing two EF86 valves and designed to operate with the Mullard MAIN AMPLIFIERS but also perfectly suitable for other makes. Now with new design front panel.
KIT OF PARTS £6.6.0.
BUILT AND TESTED £9.10.0 (C. & I. 5/-).



(12) STEREO TAPE PRE-AMPLIFIER Model STP-1
 For use with current TRUVOX, BRENNELL or COLLARO "STUDIO" 1- and 1/2-track Stereo Decks. Now with new design front panel.
KIT OF PARTS £22.
BUILT AND TESTED £28 (C. & I. 8/6).



(13) MULLARD TYPE "C" TAPE PRE-AMPLIFIER
 Suitable for most 1/2-track Mono Tape Decks. Now with new design front panel.
KIT OF PARTS £14.
BUILT AND TESTED £19.10.0 (C. & I. 7/6).



(14) MULLARD TYPE "A" TAPRE AMPLIFIER Model HF/TR3
 Based on Mullard's type "A" design and suitable for most 1/2-track Mono Tape Decks. Now with new design front panel.
KIT OF PARTS £13.13.0.
BUILT AND TESTED £19 (C. & I. 7/6).

STERN-CLYNE Appointed stockists for the New veritone range of hi-fi equipment



TWO ENTIRELY NEW DESIGNS FOR THE MODERN-MINDED HI-FI ENTHUSIAST

VERITONE SATURN

F. M. TUNER Specification. Transistors: 1 × AF125, 1 × AF121, 4 × AF116. Diodes: 4 × OA79, 1 Variable Capacity Diode; 1 1B10J05 Solid State Full Wave Bridge Rectifier; 1 OAZ212 Zener Diode. 4 I.F. Stages. Switchable A.F.C. Tuning Meter. Facility for Plug-in Multiplex Stereo Adaptor (available at a later date). Tuning Range: 87.5-108.5 Mc/s. Stabilized Power Supply. Din Outlet Socket. Fully Variable Audio Output Attenuator. Supplied with or without Plastic Laminated Case (Teak). High Sensitivity. Attractive Black and Silver Grey front panel with mirror strip top and bottom.

PRICE 23 Gns. Carriage and Insurance 7/6.
(Teak Case optional extra.)

VERITONE VEGA

TRANSISTORISED STEREO AMPLIFIER. Specification. Power response, with channels used simultaneously 13 watts R.M.S. per channel. at 50 c/s and 10 Kc/s the above figures are reduced by approximately 2 watts. Loudspeaker Impedance, 15 ohms. Frequency response on unequalised input, flat ± 1 dB from 40 c/s to 20 Kc/s—3 dB at 20 c/s. Total harmonic distortion at 10 watts, approximately 0.5%. Cross Talk, -50 dB at 1 Kc/s ± 5 dB. Hum and noise -55 dBs on Radio, Aux., Tape and Magnetic P.U.—50 dBs on Ceramic P.U. ± 3 dB. Filter, 3 dBs down at 6 Kc/s., thereafter attenuation at 8 dBs per octave. Bass Control. Treble Control. Inputs for Radio, Tape, Aux., Magnetic P.U., Ceramic P.U., Tape output and Tape Monitor. Mains input, 200-220-240 volts. Transistors, per Channel, 5 × OC245, 2 × OC35 or OC29, 2 × ACY17, 1 × N696, 6 × Diodes per amp. Dimensions, 11 × 4 $\frac{1}{2}$ × 6 $\frac{1}{2}$ in. Front panel, Silver grey with contrasting black markings and knobs. Operation, 200/250 v. A.C. 50 c/s. PRICE 39 Gns. Carriage and insurance, 10/-. (Teak case optional extra.)

NOW ON DEMONSTRATION AT ALL BRANCHES

STERN-CLYNE

SEE FOLLOWING PAGE FOR ADDRESSES

STERN-CLYNE

ELECTRONIC CENTRES THROUGHOUT GREAT BRITAIN

RECORD PLAYER BARGAINS



B.S.E. UA.25 4 speed Autochanger with mono cartridge **£5.19.6**

B.S.E. UA.15 Super Slim 3B, 4 speed Autochanger with mono cartridge **£9.19.6**

SPECIAL GARRARD OFFERS

3000, 4 speed changer with Sonotone stereo cartridge **£9/19/6**
LAB "A" GC8 Mono **£15/15/-**
LAB "A" on plinth **£17/17/-**

OTHER GARRARD MODELS

SRP.10 Single Player **£5/9/11**
SR.25 Single Player **£13/10/8**
4HF with GC8 cartridge **£16/17/6**
LAB 80 less cartridge **£27/10/-**
A.1900 with cartridge **£3/10/-**
AT.60 with cartridge **£14/1/1**
A70 less cartridge **£22/11/1**
301 Transcription Unit **£25/6/4**
401 Transcription Unit **£32/10/-**
Carriage and Insurance 5/- extra all models.

HIGHWAYMAN DE LUXE CAR RADIO KIT



★ 12-volt operation. ★ Compact size, measures only 7 x 7 x 2in. deep.
★ Easy assembly, supplied with dial and drive already mounted. ★ Push button for finger-tip control includes wavechange, pre-set tone control and provision for switching in an Extension Speaker. ★ Attractive new style tuning scale and chrome escutcheon. Price **£7/19/6**. 5/- carriage and insurance.

Look at these features:—★ Push-pull output. ★ Three latest Mullard transistors plus valve types EBF83 and ECH83. ★ No buzz, high output and sensitivity. ★ Printed circuit (latest type). ★ 7 x 4in. high flux p.m. speaker and baffle. ★ Medium and Long Waves. ★ Extremely low battery consumption (less than ½ amp.). ★ Easy to fit any make car (positive earth only).



ETCH YOUR OWN PRINTED CIRCUITS

A complete kit of parts to make your own printed circuit board to your own specification, high quality materials used to ensure perfect results.

Price complete with all necessary chemicals and copper clad laminated board, **19/6**. 2/3 packing and postage.

AMERICAN RECORDING TAPE

5in.	600ft. Std. Acetate...	8/6
5in.	900ft. L.P. Acetate ..	10/-
5½in.	1,200ft. L.P. Acetate ..	12/6
3½in.	600ft. D.P. Polyester..	11/6
7in.	1,200ft. Std. Polyester..	12/6
5in.	1,200ft. D.P. Polyester..	15/-
7in.	1,800ft. L.P. Polyester..	20/-
5½in.	1,800ft. D.P. Polyester..	22/6
7in.	2,400ft. D.P. Polyester..	25/-

P. & P. 1/- per Reel extra, 4 or more Reels: **POST FREE**.

Fully Automatic Tape Splicer **14/6**. P. & P. 1/6.

Plastic Tape Spools 3in. 1/3; 4in. 2/-; 5in. 2/-; 5½in. 2/3; 7in. 2/6.

Plastic Spool Containers, for spool sizes 5in. 1/6; 5½in. 2/-; 7in. 2/3.

Any single item plus 6d. P. & P. Orders over **£1 POST FREE**.

TWO SPECIAL TAPE RECORDER BARGAINS



by FAMOUS

MANUFACTURER



TR2 PORTABLE TAPE RECORDER. A truly first-class portable machine by famous manufacturer incorporating the renowned BSR single-speed 2-track Tape Deck. **SPECIFICATIONS:** Single speed 3½ L.p.s. Tape Counter. Record Level Indicator. Volume and On/Off Tone Control. 3 watts output. Inputs for recording from Microphone and Radio. Tape Monitor Socket. Extension Loudspeaker Socket. Attractive two-tone grey/cream Rexine covered Portable Cabinet. Supplied complete with Microphone, Reel of Tape and Spare Spool. **PRICE 18 gns.** 15/- carriage and insurance extra. Credit Terms: £2/18/- deposit and 12 monthly payments of £1/9/4. Total credit price £20/10/-.

TR3 PORTABLE TAPE RECORDER. A high-quality Portable Tape Recorder for the discerning enthusiast incorporating the latest BSR TD10 3-speed Tape Deck. **SPECIFICATIONS:** 3 speed, 1½, 3½, 7½ i.p.s. 2-track. Record interlock to prevent accidental erasure. Tape Counter. Record Level Indicator. 3-4 watts output. Volume and On/Off Tone Control. Inputs for recording from Microphone and Radio. Tape Monitor Socket. Extension Loudspeaker Socket. Attractive two-tone blue Rexine covered Portable Cabinet with silver trimmings. Supplied complete with Microphone, Lead for recording from Radio or Record Player, full Reel of Tape and Spare Spool. **PRICE 20 gns. C. & I. 15/- extra.** Total credit price £22/10/- . Credit Terms: £3/3/- deposit and 12 monthly payments of £1/12/3.

LONDON

18, Tottenham Ct. Rd., W.1. MUSEum 5929/0095. *Half day Sat.*
23, Tottenham Ct. Rd., W.1. MUSEum 3451/2. *Half Day Thurs.*
309, Edgware Rd., W.2. PADDington 6963. *Half Day Thurs.*
109, Fleet St., E.C.4. FLEEt St. 5812/3. *Half Day Sat.*
162, Holloway Rd., N.7. NORth 7941. *Half Day Thurs.*
9, Camberwell Church St., S.E.5. RODney 2875. *Half Day Thurs.*

CROYDON

12, Suffolk House, George St. MUnicipal 3250. *Half Day Wed.*

BRISTOL

26, Merchant Street, Bristol, 1. Bristol 20261. *Open 6 Days a week.*

LIVERPOOL

52, Lord Street. Royal 7450. *Open 6 Days a week.*

MANCHESTER

20/22 Withy Grove, Manchester 4.
BLAckfriars 5379/5246. *Open 6 Days a week.*

SHEFFIELD

125, The Moor, Sheffield. Sheffield 29993. *Half Day Thurs.*


MAIL ORDERS AND ENQUIRIES TO:

Dept. W.W., 3-5, Eden Grove, Holloway, London, N.7. NORth 8161/5.

VACANCIES FOR EXPD. & TRAINEE SALES STAFF IN ALL BRANCHES

Apply Head Office NORTH 8161

SUPER WALKIE TALKIES



12 TRANSISTORS
1 DIODE
1 THERMISTER
25 gns PAIR

MODEL HE-100. Crystal controlled Transmit and Receive, A.V.C. Squelch, Push Pull Audio Output Range up to 7 miles under favourable conditions. Built-in separate speaker and mike for better modulation — gives increased range. Complete with carrying cases, batteries and telescopic aeri-als. Size 3in. wide, 9in. high, 2½in. deep.

£22.10.0 Pair

9 TRANSISTOR AND 1 DIODE
MODEL HE-29C. Crystal control on both Transmit and Receive. Push to talk operation. Earphone for personal listening. Complete with carrying cases, batteries and telescopic aeri-als. Size 6½in. × 29/16in. × 1½in.

£17.10.0 Pair

6 TRANSISTOR AND 2 DIODES
MODEL HA-85. Crystal control on both Transmit and Receive. On-off Volume control and push to talk switch. Earphone for personal listening. Complete with carrying cases, batteries and telescopic aeri-als. Size 6½in. × 29/16in. × 1½in.

£9.17.6 Pair

MODEL HA.70A. Crystal controlled transmit. Super sensitive regenerative circuit. Size 5½in. × 2½in. × 1½in. Complete with carrying cases, batteries and telescopic aeri-als.
S.A.E. for descriptive leaflet.

LAFAYETTE DE-LUXE COMMUNICATION RECEIVERS



MODEL HA-225. 5 Bands 150-400 kc/s., 1.6-4.8 mc/s. 4.8-14.5 mc/s. 10.5-30 mc/s. 48-54 mc/s. 14 valve Superheterodyne Circuit, Extra RF Stage, Mixer/Osc. for Dual Conversion on 6 meters, 1 RF Plus 2 IF Stages for High Gain Reception on all other Bands, New Product Detector Circuit for Improved SSB Reception, Separate BFO and Q-Multiplier Circuits, Crystal Calibrator, Improved Automatic Noise Limiter. **PRICE 48 gns.**

MODEL HA-230, 4 Bands, 550-1000 kc/s., 1.6-4.8 mc/s., 4.8-14.5 mc/s., 10.5-30 mc/s., 8 valve Superhet Circuit, 1 RF plus 2 IF Stages for High Gain Reception, Easy to Read, Illuminated, Slide Rule Dial, Built in Q Multiplier, Aerial Trimmer for Optimum Performance on All Bands, Calibrated Electrical Bandspread on Amateur Bands. 80 through 10 Metres, 0-100 Logging Scale for SWL's. Effective Automatic Noise Limiter, AVC-MVC Selector on Front Panel, Stable Oscillator and BFO for clear AM CW and SSB Reception, Built-in Edgewise S-Meter. **PRICE 33 gns.**

S.A.E. for descriptive leaflet.

GARRARD RECORD PLAYER BARGAINS

GARRARD AUTOSLIM Stereo/Mono EV26 cartridge.

BRAND NEW WITH MAKER'S GUARANTEE.

GARRARD A.T.6 Stereo/Mono EV26 cartridge

5 GNS. CARR. 5/-.


BUY NOW AT THESE UNREPEATABLY PRICES!

9 GNS. CARR. 5/-

SAVE £££ AT GEES!!!

P.A. EQUIPMENT

SUPER POWER LOUD HAILER. Hearing range 1,000ft. Lightweight self-contained portable. Dynamic directional type microphone with cardioid polar diaphragm. Fully transistorised power amplifier. Long battery life. Ideal for all outdoor events. Brand new and guaranteed.



PRICE 12 gns

Stereo/8 Amplifier



Finest value ever offered 4 watts per channel. Separate volume and tone controls. Selector switches for Gram, Tuner, Stereo, Mono. Compact styling. Size only 7½in. × 2½in. × 5½in. Inputs for tuner, crystal and ceramic cartridges. **UNBEATABLE 8 gns VALUE AT**

COMPLETE WITH INSTRUCTION MANUAL.

MOBILE 7in. RE-ENTRANT HORN. 8 ohm, 10 watt. Brand new. Fully guar. 5 gns.

RE-ENTRANT LOUD HAILERS (ex Govt.) Heavy duty 20 watts, all metal, 15 ohms. Dia. 15in., length 15in. (approx.). Brand new and boxed £10. Carr. 10/-. Ditto reconditioned, £8/10/-. Carr. 10/-.

TRANSISTORISED "BULL HORN"

Ideal for Sports meetings, building sites, etc. Range up to 200ft. Simply press trigger switch and talk. Length 11½in. Weight only 2½lb. Complete with batteries and instructions. **£4/15/-.** P. & P. 2/6.

PUBLIC ADDRESS SYSTEM



Complete system comprising Control Unit, 4 Transistor loud hailer, microphone and headphones, etc. 12 v. D.C. operation. Low battery drain. 8 watts power output. The ideal system for mobile use, outdoor meetings, sports days, factories, garden fetes, etc. Speakers can be spaced effectively over hundreds of yards. Guaranteed Brand New in sealed cartons. Price £10/10/-. Carriage 15/-. Speakers available separately 39/6. P. & P. 5/-.

12V. D.C. TRANSISTOR AMPLIFIER MODEL T.615 15 watts max. output. Jack plug inputs for mike and gram. 15 ohms output. Complete in silver grey hammer finish case with carrying handle. Size 9in. × 6in. × 4½in. **PRICE £15.**

MATCHING MAINS POWER SUPPLY UNIT available. 200/250 v. input. 12 v. D.C. output. **PRICE 6 gns.**

ELPICO 50 WATT TRANSISTOR AMPLIFIER MODEL AC.99. Standard mains input or 24 v. D.C. battery. Two mike inputs. One gram/radio/tape input. 4-15 ohms output. Separate volume controls for each input channel. Separate Bass and Treble controls. Ideal for Guitars, P.A. systems, etc. **PRICE £42.**

BRAND NEW VARIABLE VOLTAGE TRANSFORMERS

230 v. A.C. input, 50/60 cycles, Continuously variable 0-250 v., current. Fully shrouded. 2½ amp. £15/7/6; 5 amp. £9; 9 amp. £15.

FIELD TELEPHONES. Tele "F" mint condition. Complete with batteries ready to use. 55/-. P. & P. 5/-.

GEE'S TAPE!

5in. Std.	600ft.	8/6
7in. Std.	1,200ft.	12/6
8½in. Std.	1,750ft.	23/6
10in. Std.	2,400ft.	32/6
5in. L.P.	900ft.	10/-
5½in. L.P.	1,200ft.	12/6
7in. L.P.	1,800ft.	15/-
4in. D.P.	600ft.	9/-
5in. D.P.	1,200ft.	15/-
5½in. D.P.	1,800ft.	22/6
7in. D.P.	2,400ft.	25/-

TENSILISED TRIPLE PLAY	
3in.	600ft. 15/-
4in.	900ft. 17/6
5in.	1,800ft. 35/-
5½in.	2,400ft. 45/-
7in.	3,600ft. 58/6

SPARE SPOOLS

3in. 1/-; 3½in. 1/6; 4in. 1/8; 5in. 2/-; 5½in. 2/-; 7in. 2/6; 8½in. 4/6; 10in. 11/-.
--

P. & P. 2/6 per order.

SPECIAL DISCOUNT FOR TAPE QUANTITIES. Send S.A.E. for Tape List.

B.S.R. 4 track TAPE DECKS 5½in. spools, 3½ i.p.s. Brand new. Guaranteed. **£7/10/-.**

MICROPHONES

BM3 Crystal Stick, 39/6. P. & P. 2/6.
PA.46 Dual Imp. Dynamic 84/- P. & P. 2/6.
PA.17 Studio Twin Crystal, 42/- P. & P. 2/6.
Telescopic Floor Stand, 55/- Carr. 5/-.
Send S.A.E. for Microphone list.

OUTSTANDING BUYS IN QUALITY MULTIMETERS

100,000 o.p.v. Model 370-N. Price £14/14/-.
30,000 o.p.v. NH.201. Price £4/4/0.
20,000 o.p.v. Model C.T.500. Price £5/5/-.
4,000 o.p.v. Model H20. Price 79/6.
All complete with test leads, battery, instructions and fully guaranteed.


EVERSHED & VIGNOLES. Wee Megger 100 v., with leather carrying case, good working order, **£6/6/-.**

EVERSHED & VIGNOLES. Series II, 500 v. Megger in good cond. £18/18/-. **EVERSHED & VIGNOLES MEGGER CIRCUIT TESTER** (low reading ohm meter). 2 ranges 0-500, 100-5,000 ohms. Complete with leather case and test leads. As new **£6/6/-.**

E. & V. BRIDGE MEGGER 500 v., with leather case. Perfect working order, **£40.**

NEW! DC/AC CONVERTOR.

12 v. D.C. in 230 v. 50 c/s. out. (45 watts max.) Ideal for Radio, Tape Recorders, Razors. Use in Car, Caravan or Boat. By well-known maker. Size 8in. × 4in. × 5in. Brand new. List price 10½ gns. **GEE'S PRICE 45/-.** P. & P. 5/-.



G.P.O. DESK TELEPHONES.

Black, complete with bell, handset, standard auto dial. Guaranteed sound, ex-office equipment. Bargain price **35/-** P. & P. 5/-.



AUTO TRANSFORMERS

Step up, step down, 110/115, 220/230 v. Fully shrouded terminal block connectors.
150 w. 32/6 500 w. 67/6 1,250 w. 117/6
200 w. 37/6 750 w. 77/6 1,500 w. 139/6
300 w. 47/6 1,000 w. 90/- 1,750 w. 175/-
Carriage 5/- on each type.

G.P.O. STANDARD 19in. HEAVY DUTY EQUIPMENT RACKS

5ft. 6in. Angle Uprights, £5/10/- Carr. 20/-
6ft. Channel Uprights, £7/10/- Carr. 20/-
7ft. Channel Uprights, £8. Carr. 25/-
All with Heavy Duty Base.

6-IN. ALARM BELL, G.E.C. L.7502. 3-6 v. D.C. Heavy duty all metal. 29/6, Carr. 5/6.

GEE BROS. RADIO LTD.

Open 9-6 Mon. to Fri. 1 p.m. Sat.

15 LITTLE NEWPORT STREET, LONDON, W.C.2. GER. 6794/1453

Adjoining Leicester Square Tube.

Samson's

(ELECTRONICS LTD)

LONDON'S LARGEST SUPPLIERS OF
ELECTRONIC EQUIPMENT
9 & 10 CHAPEL STREET,
LONDON, N.W.1
Tel. PAD 7851 AMB 5125



HOURS 9.30-6
OPEN ALL DAY
SAT.
SEND 6d. STAMP
FOR LIST

HEAVY DUTY L.T. TRANSFORMERS ALWAYS IN STOCK ALL PRIMARIES 220-240 volts. TERMINAL BLOCK CONNECTIONS

*Denotes Shrouded Types,

No.	Sec. Taps	Amps.	Price	Carr.
1.	25.30.35V.	40	£11 19 6	15/-
2.	25.30.35V.	20	£7 5 0	9/6
3.	25.30.35V.*	10	£4 19 6	6/6
4.	25.30.35V.*	2	£2 2 6	4/-
5.	10.17.18V*	10	£3 2 6	4/6
6.	24V.	30	£8 10 0	9/6
6a.	24V.*	30	£9 10 0	9/6
7.	20V.	30	£6 15 0	8/6
8.	50V.	15	£4 15 0	8/6
9.	30.40.50V.*	5	£5 5 0	6/6
10.	24.36.48V.*	8	£5 5 0	6/6
11.	17.18.20V.*	20	£3 12 6	6/6
12.	6.12V.	20	£3 12 6	6/6
12a.	6.12V.*	20	£3 12 6	6/6
13.	20V.	20	£4 17 6	8/6
14.	30.32.34.36V.*	5	£2 19 6	6/6
15.	6.12V.	10	£2 5 0	5/-
15a.	6.12V.*	10	£2 12 6	6/6
16.	12V.	5	£1 12 6	4/6
16a.	12V.*	5	£1 17 6	4/6
17.	24V.*	10	£3 9 6	5/6
18.	24V.*	5	£2 5 0	4/6
19.	48.56.60V.*	1	£1 12 6	4/6
20.	12.24.36.48V.*	2	£2 5 0	4/6
21.	6.2V.*	15	£1 19 6	4/6
22.	6.3V. 5A. & 6.3V. 1A	—	£1 15 0	4/6
23.	12.24V.*	1	£1 17 6	3/6
24.	9.15V.	2	£1 7 6	3/6
25.	6.9.15V.	4	£1 5 0	4/6
26.	12.18V.	10	£2 17 6	5/6
26a.	12.18V.*	10	£3 2 6	5/6
27.	12.18V.	20	£4 2 6	6/6
27a.	12.18V.*	20	£4 10 0	6/6
28.	48.56.60V.*	2	£2 9 6	5/-
29.	12V.	50	£6 10 0	8/6
30.	12.24.36.48V.	15	£7 5 0	9/6

A.P.T. PLUG IN DEKATRON SCALING UNITS
TYPE AR101-10 These units use a GC10B Dekatron and 2.6A56 valves. They may be used in cascade to provide counters, timers, frequency converters, etc. Freq. up to 4 kc/s. Supplied complete with connectors and Data Sheet. 30/- P.P. 2/6.
TYPE AR101-2. As above but contains GS10C/S Dekatron which divides by two. 35/- P.P. 2/6.
TYPE AR101-12. As above, but contains GC12/4B Dekatron which divides by twelve. 39/6. P.P. 2/6.
Limited quantity of racks to hold up to 12 above units. 15/- P.P. 3/3. Also available GS12D Dekatrons, including base, 25/- P.P. 2/-.

A.P.T. LOGIC ELEMENTS TYPE RTL1
Resistor/Transistor (OC41) type. Complete with 10-pin connector, 3/6. P.P. 1/6. 35/- per doz. P.P. 3/6.

A.P.T. STABILISED H.T. POWER SUPPLIES.
IVC RANGE
Type IVC200. Input tapped 200-250 v. 45-65 c/s. D.C. variable output. 175-225 v. 150 mA. Ripple 1 mV. max. peak to peak. Stability (long term). Drift does not exceed 100 MV. Also two A.C. outputs each 6.4 volts 3 amps. centre tapped unswitched. May be operated at ± 1 kV. relative to earth. Dimensions H. 5 1/2 in. W. 4 1/2 in. D. 9 1/2 in. Weight 13 lb. Supplied complete with all valves, £6/15/- P.P. 5/- Type IVC 250. As above but D.C. output 225-275 v., £6/15/- P.P. 5/-.

AMERICAN POWERSTAT VARIABLE TRANSFORMERS
Input 115 v. 60 c/s output 0-130 v. 15 amps., motor voltage 115 v., new and guaranteed, £15. Carr. 15/-. We have London's largest selection of Variable Voltage Transformers, new and reconditioned. Let us know your requirements.

SIEMENS MINIATURE SELECTOR SWITCHES
Latest plug-in type. No. 2200C. 50p. 10-way, 3 bank, 3 wiper. Size 3 1/2 x 2 1/2 x 1 1/2 in. Complete with base. Fraction of maker's price, 69/6. P.P. 2/6.

SOLARTRON TRANSISTOR POWER SUPPLY UNITS TYPE AS758-3
A.C. input 100-110 v. and 200-250 v. 50 c/s. output controlled regulated D.C. 0-30 v. in 0.1 volt steps at 10 amps. Housed in a beautifully finished case size 20 x 14 x 9 in. with ammeter, switches, fuses mounted on front panel. Maker's price £250. Our price £75, plus carr. Brand new.

DAVENSET HEAVY DUTY ISOLATION TRANSFORMER
Pri 240 v. 50 cy. sec. 0-440 v. 22.8 amps in steps of 20 volts, controlled by two heavy duty rotary switches (coarse and fine). Mounted on top of transformer. Size 20 x 14 x 10 in. Weight approx. 2 1/2 cwt. fraction of maker's price £47/10/-, ex warehouse.

BRAND NEW 30 AMP VANNER TIME SWITCH TYPE MD 1 BP.
Size 5 1/2 x 8 x 4 1/2 in. deep. 24 hr. dial. One on, one off. Beautifully finished in black bakelite case with Perspex window. Packed in original cartons at fraction of maker's price. £3/19/6.
Arms for extra switch 6/- per pair. **£3-19-6**

EAC LTD. A.C. 0-300 v. METERS
50 cycles, 6 in. flush mounting, iron case, protected. Panel hole 6 1/2 in. Supplied new in sealed cartons at a fraction of maker's price, 75/- Carr. 5/-.

STC SILICON POWER RECTIFIERS RS3000 SERIES
All types 3 amps. Wire ended. Max. P.I.V. 100 v. 5/2, 200 v. 6/3, 300 v. 7/1, 400 v. 8/1, 500 v. 9/1, 600 v. 10/1, 700 v. 11/1, 800 v. 12/1. Post free. Not seconds or surplus. New and guaranteed.

L.T. SUPPLY UNIT TYPE S.E.1



A.C. input 200-240 v. D.C. Output tapped to give 12 or 24 volts 8 amps. continuous rating. Fitted with panel fuse. Mains on/off switch and D.C. output socket. Built in strong metal case. Size 15 x 6 x 6 in. An ideal general purpose L.T. supply unit for operating relays. Contactors, battery charging, etc. £9/19/6, carr. 7/6.

L.T. SUPPLY UNIT TYPE S.E.2

A.C. input 200-240 v. D.C. output 50 volts 5 amps. Built-in metal case size 15 x 6 x 6 in. Fitted with on/off switch, panel fuse, and output socket, £9/19/6. Carr. 7/6.

L.T. SUPPLY UNIT

Totally enclosed Transformer and STC F.W. Bridge Rectifier mounted on chassis giving an output of 55-70 v. 4 amp. conservative rating from A.C. main 200-240 v., £7/19/6. Carr. 7/6.

PARMEKO NEPTUNE SERIES L.T. TRANSFORMERS

Screened Pri. 230 v., Sec. 70 v. 5 a., £4/17/6. Carr. 7/6. GRESHAM "C" core, screened, Pri. 200-250 v., Sec. tapped 80-75 v. 2.4 a. and 6 v. 1 a., £3/17/6. P.P. 6/- I.B.M. Pri. 200-240 v., Sec. tapped 32-38-44 v. 6.5 a., £3/19/6. P.P. 7/6.

HOOVER HOT AIR BLOWERS

A.C. 230-250 v. Motor size 6 1/2 in. dia. Attached 4ft. 6 in. metal tube houses 1,000 watt element. Ideal for equipment drying, laboratories, etc. New, £8/10/- Carr. 7/6.

BLOCK CAPACITORS

New and Guaranteed. Send for List, over 2,000 in stock at a fraction of maker's price.

LATEST ARRIVALS						
Maker	Mfd.	D.C.V.	Temp.	Price	Carr.	
T.C.C.	10	750	60°C	10/6	2/6	
T.C.C.	10	350	60°C	6/6	2/6	
TCC	8	1,500	60°C	17/6	3/-	
TCC	8	1,000	60°C	10/6	2/6	
TCC	8	750	60°C	8/6	2/6	
TCC	8	600	60°C	7/6	2/6	
TCC	8	400	71°C	6/6	2/6	
TCC	2	2,000	60°C	12/6	2/6	
Dubilier	8	600	60°C	7/6	2/6	
Dubilier	4	800	71°C	5/6	2/6	
Dubilier	1	3,000	100°C	17/6	2/6	
Dubilier	0.5	5,000	60°C	17/6	2/6	
Dubilier	0.1+0.1	6,000	71°C	8/6	2/6	

A.C. ELECTRIC CHECK METERS

220-240 v. 40 amps. by Sangamo Weston Ltd., in perfect condition, 35/- P.P. 4/- Chamberlain & Hookham Ltd. 25 amp. 27/6. P.P. 4/-.

FOSTER VOLTAGE REGULATING EQUIPMENT TYPE 12A80

Input 250 v. A.C. max. input variation +5 -15% output 250 volts A.C. constant auto. or manual. Load 80 amps max. Housed in metal cabinet. Size H. 4ft. 6 in., W. 15 in., B. 23 in. Fraction of maker's price £65, ex warehouse.

SOLARTRON TRANSISTOR POWER SUPPLY UNITS TYPE AS872

A.C. input 100-110 and 200-250 v. 50 c/s. regulated D.C. output 11.5 to 29.5 v. at 0-30 amps, better than 0.1% of output voltage + 10 mv from zero to full load. Supplied new with instruction manual, also available type AS871 1.5 v.-13.5 v. 0-3 amps. Type 873 29 v.-50 v. 0-3 amps. Type 955 100-200 v. continuously variable at 200 M/A all types, £15, carr. 7/6.

MULTI TAPPED L.T. TRANSFORMERS

All Primaries 220-240V.

Sec. Taps	Amps.	Price	Carr.
6, 9, 10, 12, 15, 20, 24 30V.	2	25/-	4/-
Ditto	4	39/6	4/6
Ditto	5	45/-	5/-
Ditto	8	59/6	7/-

AUTO TRANSFORMERS

240 v.-110 v. Completely Shrouded fitted with 2 Two pin American Sockets or terminal blocks.

Please state which type required.

Wattage	Price	Carr.
1,000	£4 15 0	5/6
500	£3 10 0	5/-
300	£2 7 6	4/-
150	£1 17 6	3/6
80	£1 9 6	3/-

2000 WATTS. Completely enclosed in metal case. Size 10 x 8 x 6 in. Fitted with 2 two pin American sockets, or terminal blocks and carrying handle. £9/15/- Carr. 7/6.

SPECIAL OFFER OF BRAND NEW HT TRANSFORMERS AND CHOKES

All Trans. Primaries screened and tapped for 200-250 volt input. PARMEKO. Neptune Series. No. 1 Sec. 450-0-450 v. 180 mA., 6.3 v. 3 a., 6.3 v. 3 a., 6.3 v. 3 a., 5 v. 3 a., 47/6. P.P. 16/6. No. 2. 350-0-350 v. 120 mA., 6.3 v. 3 a., 6.3 v. 4 a. 35/- P.P. 5/-. No. 3. 355-0-355 v. 155 mA. and 160-0-160 v. 155 mA. 6.3 v. 5 a., 6.3 v. 1 a., 59/6. Carr. 7/6. REDCLIFFE. No. 1. 325-0-325 v. 100 mA., 6.3 v. 6 a., 6.3 v. 3.5 a. 37/6 P.P. 5/-. No. 2. 130 v. 450 mA., 130 v. 450 mA., 130 v. 450 mA., 45/- P.P. 5/-. No. 3.T. 370-390/410 v. 6 mA., 15/- P.P. 2/6. No. 4. 22.3 v. 0.9 a. and 21 v. .06 a., 15/- P.P. 2/6. No. 5. 45 v. 25 mA. and 1 v. 1/2 a., 15/- P.P. 2/6 GRESHAM. No. 1. 6.3 v. 3 a., 6.3 v. 3 a., 6.3 v. 3 a., 5 v. 3 a., 17/6. P.P. 3/6. No. 2. 6.3 v. 6 a., 6.3 v. 2.5 a., 6.3 v. 1.5 a., 6.3 v. 1 a., 25/- P.P. 5/-. No. 3. 4-5-6.3 v. 2 a., 7/6. P.P. 2/6. CHOKES PARMEKO. Neptune Series, 10 H. 250 mA., 22/6. P.P. 4/-. 20H. 180 mA., 25/- P.P. 4/-. 5H. 250 mA., 15/- P.P. 3/6. 5 H. 155 mA., 10/6. P.P. 3/-. 15 H. 75 mA., 10/6. P.P. 3/-. 10 H. 75 mA., 8/6. P.P. 2/-. 50 H. 25 mA., 8/6. P.P. 2/-. GARDNERS. 20 H. 300 mA., 32/6. P.P. 6/-. 20 H. 250 mA., 29/6. P.P. 5/-. 1 H. 500 mA., 12/6. P.P. 3/6.

PROOPS Walk-around Store

and MAIL ORDER SERVICE

52 Tottenham Court Road, London, W.1. • Open 9-6, including Sats., Thurs. 9-1 • LAngham 0141

DEKATRON TYPE GS10E 15/- post free



by Ericsson supplied brand-new, boxed and complete with performance and connection data. Max. operating speed: 10 kc/s. Anode voltage: 440/475 v. Current: 0.8 mA. Cathode voltage: 35 v. max. Pulse Amplitude: -120 v. min. Size overall: 1.3in. dia. x 2.54in. Fitted with standard duodecal base.

CONSTRUCT ELECTRONICS with NEW VEROBOARD

● Quickly ● Cheaply ● Professionally ●

VEROBOARDS supplied by Proops Brothers Limited have been specially designed to meet the needs of the amateur constructor; hole matrices have been pitched to provide the greatest utility in a wide variety of circuit layouts; purchase price has been kept low by the deliberate selection of one standard board width (22 way) which may be used with almost any circuit but permits large quantity purchase with attendant saving; specially prepared design sheets are provided with each purchase to simplify circuit layout; accessories have been kept to an essential minimum to further reduce cost.

VEROBOARD SHEETS 12/6 each. Post free

Board size overall, 17in. long x 3in. wide, 0.0312in. thick. Each is clad with 22 x 0.0015in. thick copper conductors which are fully pierced in line at 0.156in. intervals across width and 0.2in. along length. Boards are treated with flux preservative to give protection and ensure satisfactory soldering. A design sheet is supplied with each board.

SPOT FACE CUTTER 8/6 Post free

Specially designed hand cutting tool with hole locating spigot. Light-turning and pressure removes copper conducting strip locally to make a neat break.

TERMINAL PINS 50 for 3/6 Post free

Made specially for Veroboard of pre-tinned brass with a flat head to give maximum contact, and self cutting serrations near the base to ensure a tight fit when pushed into the hole.


INTRODUCTORY VEROBOARD KIT 24/- Post free

Includes one sheet of Veroboard, Design Sheet, Spot Face Cutter, 50 Terminal Pins, and instruction on design method and layout procedure.

POCKET OPTICAL MICROMETER 55/-

P & P 1/-

- Measures Minute Objects Accurately
- Checks Small Dimensions and Angles with Great Precision



Simple error-free measuring conception, using optical components of the highest quality. Consists of cemented three-element 7X magnifying lens on a clear plastic mounting cell fitted with an extremely precise measuring reticle. Lens construction is such that field of view is flat over whole of reticle area, and clear mounting tube provides all-round light admission. Reticle is an optically flat glass plate on which a comprehensive set of reference scales, angles, circles and radii has been etched with superb clarity and meticulous accuracy. Measurements can be made instantly simply by placing the reticle face against the object and reading off directly through the magnifier. Accuracy is unaffected by changes of temperature and humidity and the construction is impervious to oil, water and solvents. Size overall 2in. x 1 1/2in. dia., complete with leather carrying case. Reticle scale covers these measurements:

- 0-10 mm. in 0.2 mm. divisions.
- 0-0.5in. in 0.005in. divisions.
- Angles from 0° to 90° in 5° steps.
- Radii from 1/8 in. to 2in. in increments of 3/32 in.
- Circles of 1/4 in. to 1 1/2 in. dia. in increments of 1/16 in.
- Thickness widths from 1/4 in. to 1in. in 1/32 in. and 1/16 in. steps.
- Circles in decimal diameters from 0.005in. to 0.050in.

(Other reticles available. Send for details)

12in. SPEAKER OFFER

High-quality 12in. loudspeaker unit with built-in tweeter. Uses powerful high-flux magnet for wide frequency range reproduction. Input impedance, 3 ohms. Size overall: 12in. dia. x 5in. deep. Brand new, current production. **39/6** Post & Packing 2/6



NEW! 60-PAGE SCIENCE CATALOGUE
For the hobbyist, schools, colleges. Send 1/- P.O.

GUARANTEED TRANSISTORS. O.C.44 and O.C.45 2/6; O.C.71 3/6; O.C.26 6/6. Matched pairs of G.E.T. 8 (max. volts 32, output 50 v. in push-pull) 14/6 per pair. Add packing and postage.

SILICON RECTIFIERS. XU612 50 p.i.v. 500 ma 2/6. R.T.C.D. 1,000 p.i.v. 500 ma. 7/6. Silicon bridge 24 v. D.C. 5 A. full wave 22.

ADJUSTABLE POT CORE. Mullard Vinkor Type LA45 18 mm. adjustable core, suitable for frequency range 150 kc/s.-1.2 Mc/s. Effective permeability 25. Turns for 1 mH. 133. Complete and brand new, 4/6. P. & P. 1/-.


PROOPS MULTI-TESTER



Specially designed for Proops! This truly low-priced, all-purpose tester combines the most useful voltage, current, and resistance measuring ranges for home and motor car wiring and servicing, amateur radio and T.V. fixing, and electronics hobby construction checking. Extremely robust construction employs rugged, large scale meter movement, hard-wearing switch contacts, and impact resisting tough plastic case. Ranges: 0-10-50-250-500-1000 volts AC or DC. 0-1-500 mA. DC 0-100,000 ohms and -20 to +36 decibels. Size overall: 5 x 3 1/2 x 1 1/2in. deep. Supplied complete with red and black insulated connector leads, battery, and full instructions. **39/6** P & P 2/-

ALTERNATOR Type 28E0.1 £12/10/0

A superbly constructed machine made by Bendix Carriage for operation in modern U.S. aircraft. Operating 151,000 speed 4,500 r.p.m. gives 3-phase output of 208 volts at 432 cycles and 90 KVA. Power factor 1.0. Size overall 15in. long x 6in. diam. Fitted with 1in. splined drive shaft. In perfect unused condition.



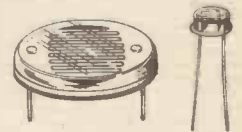
CLASS A INVERTER

£4/10/- Carr. 5/-

Aircraft quality 100 VA 3-phase 400 c/s Inverter complete with filters and voltage and frequency controls in pedestal mounting base. Input 27.5 v d.c. at 9.2 A. Output 115 v, 3-ph. 400 c/s. Continuously rated, power factor 0.95. Size overall 7in. x 5 1/2in. x 5in. high. In unused, perfectly stored condition.

CADIUM SULPHIDE PHOTO-CELLS

New, inexpensive photo-conductive cells which act as light-sensitive resistors that increase conductivity with increased light. These are 1,000 times more sensitive than selenium cells, with greater reliability and can easily be built into a wide range of simple circuits. Typical uses include automatic light controls for home and car, flashing barricade or break-down lights, exposure meters, brightness controls, relay operation, and many other devices. Require only simple low power source from battery or mains transformer. Two types available.



TYPE 1

TYPE 2

Type 1—Max. voltage 200 v. Output 0.5W. **10/-** post free

Type 2—Max. voltage 150 v. Output 0.15W. **8/6** post free

Both types have a resistance range of 5 megohms at zero to 500 ohms at 1,000 lux. Sensitive range is 400-800 mu. Supplied with specification; instructions and typical circuits.

SEMI-CONDUCTOR MODULES

Ice cube size encapsulated circuits

Solid state semi-conductor modules—fully transistorized and completely wired and tested circuits that only require a 9 v battery and connection to input and output to provide a compact ready-made unit. Encapsulated types are shockproof and almost indestructible. Supplied with instructions. **22/6** P. & P. 1/-.



FIRE ALARM—Module contains temperature sensor and operates in conjunction with 8 ohm loudspeaker and 2 megohm potentiometer. Increase of room temperature above preset level immediately triggers screaming siren alarm. **50/-** P. & P. 1/-.

MICROPHONE TRANSMITTER MODULE—Contains complete solid state circuitry ready for use as a means of transmitting speech from any high impedance microphone into an ordinary A.M. radio without connecting wires. Requires only 9 volts battery and crystal microphone. **30/-** P. & P. 1/-.

PHOTO MULTIPLIER POWER TRANSISTOR—Complete photo-electric system in one unit of power transistor amplifier. Photo-electric cell and electronic relay. Make your own photo-control system—door opener, burglar alarm, automatic door chimes, counters, etc. Complete with instruction literature of unusual applications. **25/-** P. & P. 1/-.

WIRELESS TELEPHONE AMPLIFIER MODULE—Complete electronic, solid state circuitry ready to amplify and transmit both sides of a telephone conversation into any A.M. broadcast band radio, without interconnecting cables. Operates from 9 volts "transistor" battery and requires only telephone pick-up coil to operate. **30/-** P. & P. 1/-.

METRONOME—New design giving both audible and visual indication over the range 30 to 240 beats per minute. Requires only 3 ohm speaker, 250 kohm pot. and torch bulb to complete. **22/6** P. & P. 1/-.

CODE PRACTICE OSCILLATOR—Advanced design giving powerful, authentic tone and visual indication if required. Uses standard 3 ohm speaker. **20/-** P. & P. 1/-.

PUBLIC ADDRESS AMPLIFIER—Ideal as basis for loud hailer. Uses 3 ohm speaker and suitable for use with carbon, crystal or dynamic microphones. **30/-** P. & P. 1/-.

GRAMOPHONE AMPLIFIER—Can be used with magnetic, crystal or ceramic pickups—full matching information supplied. High quality output fills average living room. **30/-** P. & P. 1/-.

SIREN MODULE—Needs only 3 ohm speaker and switch or warning push-button to complete. Provides powerful upward screaming note to form ideal basis for alarms, etc. **22/6** P. & P. 1/-.


3-VALVE AUDIO AMPLIFIER MODEL HA34



Designed for Hi-Fi reproduction of records... A.C. mains operation. Ready built on plated heavy gauge metal chassis...

Negative feedback line. Output 4 1/2 watts. Front panel can be detached and leads extended for remote mounting of controls.

STEREO AMPLIFIER



Incorporating 2 ECL82s and 1 EZ80; heavy duty double wound mains transformer. Output 4 watts per channel.

BARGAIN PRICE ONLY £4/19/6. P. & P. 6/6.

SUPER DE LUXE version of above incorporating ECL86 valves, separate bass and treble controls and full negative feedback. 8 rms. P. & P. 6/6.

HIGH GAIN 4-TRANSISTOR PRINTED CIRCUIT AMPLIFIER KIT

- Type TA1
Peak output in excess of 1 1/2 watts.
All standard British components.



Output transformer tapped for 3 ohm and 15 ohm speakers. Transistors (GET 114 or S1 Mullard OC81D and matched pair of OC81 o/p).

MAINS TRANSFORMERS

Fully shrouded, can be mounted upright or drop through. Tapped pri. 110, 200, 220, 240 v. Sec. 250 v. 1/2 wave at 85 mA.

PRICE 12/6. P. & P. 3/6.

Also Semi shrouded drop thro' type. Pri. 200, 220, 240 v. Sec. 250 v. 1/2 wave at 70 mA.

4-SPEED PLAYER UNIT BARGAINS

Table listing various B.S.R. and Garrard models with prices and specifications.

BRAND NEW CARTRIDGE BARGAINS!

Table listing various cartridges like Garrard G02, Ronette Stereo 105, etc.

QUALITY RECORD PLAYER AMPLIFIER

A top-quality record player amplifier. This amplifier (which was used in a 28 ga. record player) employs heavy duty double wound mains transformer, ECC83, EL84, EZ80 valves.

QUALITY PORTABLE R/P CABINET

Uncut motor board. Will take above amplifier and B.S.R. or GARRARD Autochanger or Single Record Player Unit.

NEON A.C. MAINS INDICATOR

For panel mounting, cut out size 1 1/4 in. x 1 in. x 1/4 in. deep, inc. terminal. White case with red lens giving bright light.

4-WAY NON-TANGLE TELEPHONE CABLE. Latest spring-back coil type, extends 12in. to 5ft. Complete with rubber bushes, 4/6 each. P. & P. 1/6.

MATCHED PAIR OF 24 WATT TRANSISTOR DRIVER AND OUTPUT TRANSFORMERS. Stock size 1 1/2 x 1 1/2 in. Output trans. tapped for 3 ohm and 15 ohm output.


HARVERSON SURPLUS CO. LTD. 170 HIGH ST., MERTON, S.W.19. CHerrywood 3985. Open all day Saturday Early closing Wed., 1 p.m.

BRAND NEW 3 OHM LOUDSPEAKERS. 5in. 12/6; 6 1/2in. 15/-; 8in. 21/-; 10in. 25/-; 12in. 27/6; (12in. 15 ohms 30/-); 10 1/2in. x 6in. 20/-; 2 1/2in. x 4in. x 1 1/2in. with high flux ceramic magnet, 42/- (15 ohm 45/-).

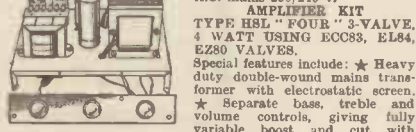
BRAND NEW 12in. 15 w. H/D SPEAKERS. 3 or 15 ohm. Current production by well-known British maker. Offered below list price at 89/6. P. & P. 6/-.

10/14 WATT HI-FI AMPLIFIER KIT

A stylishly finished mono-audio amplifier with an output of 14 watts from 2 EL84s in push-pull. Super reproduction of both music and speech, with negligible hum.




A NEW HARVERSON KIT FOR THE HOME CONSTRUCTOR. A really excellent, all purpose A.C. mains 200/240 v. AMPLIFIER KIT.



2 stages ensure high output at excellent quality with very low distortion factor. Suitable for use with guitar, microphone or record player.

HARVERSON'S F.M. TUNER MK. I

F.M. tuning head by famous maker. Guaranteed non-drift. Permeability tuning. Frequency coverage 88-100 Mc/s.



SPECIAL PURCHASE! TURRET TUNERS

Brand new and unused. Complete with PC84 and PCF80 valves, 34-38 Mc/s. I.F. Biscuits for Channels 1 to 5 and 8 and 9. Circuit diagram supplied. ONLY 25/- each. P. & P. 3/6.

GÖRLER F.M. TUNER HEAD

88-100 Mc/s. 10.7 Mc/s. I.F. 15/- P. & P. 2/- (ECC85 valve 3/6 extra)

TAPE DECKS

B.S.R. MONARDECK (Single speed) 3 1/2in. per sec., simple control, uses 5 1/2in. spools. £6/15/-, plus 7/6 carr. and ins.

SPECIAL PURCHASE!

FROM LEADING HI-FI MANUFACTURER. 7-10 watt OUTPUT TRANSFORMERS to match pair of ECL86s in push-pull to 3 ohm output. ONLY 11/- P. & P. 2/6.

TEST EQUIPMENT



VALVE VOLTMETER. D.C. Input Impedance 11 Megohms. 7 Voltage ranges, D.C. to 1,500 A.C. to 1,500 R.M.S.

SPECIAL OFFER OF AMERICAN VALVE VOLTMETERS. 11 Mega. Input. 6 D.C. Voltage ranges to 1,000. 5 A.C. voltage ranges to 1,000. 6 Resistance ranges to 1,000 Megohms.

30,000 OHMS PER VOLT TESTMETER MODEL 700. Reads A.C. and D.C. voltages up to 5,000. Alternating and Direct Current up to 10 amps. Resistance up to 50 Megohms.

30,000 OHMS PER VOLT TESTMETER MODEL 500. Reads voltages up to 1,000 D.C. at 30,000 ohms per volt and A.C. at 15,000 o.p.v.; D.C. current to 12 amps.

20,000 OHMS PER VOLT TESTMETER. MODEL TP-55. Reads voltages up to 1,000 D.C. at 20,000 ohms per volt and A.C. at 10,000 o.p.v.; D.C. current to 500mA.

2,000 OHMS PER VOLT TESTMETER. MODEL TP-10. Reads A.C. and D.C. volts up to 1,000; D.C. current to 500mA.

FREQUENCY METERS TYPE LM. Frequency range 125-20,000 kc/s. in 2 bands. This is the United States Navy Model of the well-known BC221 Frequency Meter.

NONBREM INSTRUMENTS. TRANSDUCED AUDIO GENERATOR. 10-100,000 c/s. Sine or square wave. With battery £16/15/-.

TRANSDUCED SIGNAL GENERATOR. 150 kc/s.-350 Mc/s. Better than 2%. With battery £9/10/-.

TRANSDUCED RESISTANCE CAPACITY BRIDGE. 1q. 100 meg. 3 p.p. 100/1q. Leakage test and visual null indicator. With battery £8/5/-.

MAINS OPERATED TRANSISTOR POWER SUPPLY UNIT. Regulated output 1-16 v. up to 100 ma. Overload protection. £8/10/-.

TRANSDUCED INDUCTION BRIDGE. 1µH to 100H. £18.

VARIABLE VOLTAGE TRANSFORMERS. Fully shrouded Input 230 v. A.C. 50/80 cycles. Output 0-250 v. 2.5 amps. type £5/17/6.

STANDARD TRANSFORMERS. Vacuum impregnated, interleaved E.S. screen, universal mounting. Size 4in. x 3 1/2in. x 2 1/2in. ALL BRAND NEW 18/6 each. Post 2/6.

HARRIS ELECTRONICS (LONDON) LTD.

138 GRAY'S INN ROAD, LONDON W.C.I. Telephone: TERminus 7937. Trading hours 9-6 Monday to Friday, closed Saturdays. S.A.E. brings full details of any of above.

FULLY DETAILED AND ILLUSTRATED CATALOGUE

Now 96 big pages. The largest range available in the country. All types of components and equipment at competitive prices.

PRICE 2/6 (post paid)

PROVED AND TESTED DESIGNS

FULL AFTER SALES SERVICE AND GUARANTEE

★ CALL IN FOR DEMONSTRATIONS ★

DETAILED LEAFLETS FOR ANY MODEL FREE ON REQUEST

FREE!

New 8 page book with details of over 80 semiconductor projects, Transistors, Scrs, Light Cells, etc., etc. All items in stock. Get your Free Copy NOW!

★ TWO WAVEBAND ALL TRANSISTOR CAR RADIO TO ASSEMBLE

TOTAL COST TO BUILD

£8.19.6 P.P. 3/6



7 x 4 inch Hi-Flux speaker with car fixing kit and baffle 20/- extra.

- ★ 6-Transistor push-pull superhet design.
- ★ Uses factory assembled panels.
- ★ Permeability geared tuning.
- ★ Double tuned I.F.T.s.
- ★ Size 7 x 4 x 2in. Fits any car.
- ★ Attractive chromed front plate.
- ★ Prebuilt units available separately.
- ★ Full MW/LW tuning, push-button wavechange.
- ★ Highly sensitive selective superhet.

● HIGH PERFORMANCE SUPERHET ●

THREE WAVEBAND TRANSISTOR PORTABLE TO BUILD

TOTAL COST TO BUILD

£8.19.6

P.P. 3/6 (All parts sold separately.)

- ★ Short waves (17-50 metres).
- ★ Medium and longwaves.
- The ONLY fully tunable 3-waveband portable available to the home constructor.
- ★ Push-button coil pack.
- ★ 1 watt push-pull output.
- ★ Printed circuit geared tuning.
- ★ Car aerial and record sockets.
- ★ Full 3-waveband tuning.
- ★ Size 11 x 7½ x 3½ in.
- ★ Black fabric—chrome fittings.



SENSITIVE SUPERHET DESIGN

★ VHF FM ALL TRANSISTOR TUNER TO BUILD.

TOTAL COST TO BUILD


(Complete with front plate). **£6.19.6** P.P. 2/6



- (Gold sprayed metal cabinet assembly 20/- extra.)
- ★ Printed circuit design.
- ★ 5-transistor, 4-diode superhet design.
- ★ Geared tuning 87 to 105 Mc/s, FM.
- ★ R.F. stage and double tuned I.F.T.s.
- ★ Peak audio output up to 1 volt.
- ★ 30mV output for 10µV input, S/N 50 dB.
- ★ Output for 30 to 100 k/ohm impedance.
- ★ 9 volt 9 mA supply.
- ★ Size in cabinet, 4 x 3½ x 2½ in.
- HIGH FIDELITY SUPERHET TUNER ●

PREBUILT AND TESTED UNITS


10 and 20 WATT HI-FI AMPLIFIERS



UNITS 1 and 2



UNIT 5



UNIT 3

● THE FINEST QUALITY HI-FI AT UNBEATABLE PRICES ●

- Power Amplifiers, 10 watts push-pull RMS music power—6 transistor design. Panel size 4 x 2½ x 2½ in. H/S, 4 x 4 x 1 in. 100mV, to 33 k input. Response 40 c/s to 20 kc/s.
- ★ Unit 1. 12/15 ohm O/P. 40 volt supply

PRICE BUILT **£5.19.6** P.P. 2/6

- ★ Unit 2. 3 to 5 ohm output version. 24 volt supply.

PRICE BUILT **£5.10.0** P.P. 2/6

- ★ Mains Units. 59/6 to power one amplifier or 69/6 to power two (state 3/5 or 12/15 ohm version.)

- Preamplifiers. Mono and stereo versions. 8 inputs, sensitivities 1½ mV. to 300 mV. 1k to 500k. Response 30 c/s. to 20 kc/s. Complete range of controls, battery operated or from mains units.

- ★ Mono Full Function (Unit 3). Size 9½ x 2½ x 2 in.

PRICE BUILT **£5.10.0** P.P. 2/6

- Low noise Hi-Fi Units. (Brown and gold front panel plate 8/6.)
- ★ Multi-input (Unit 4). Simplified version of Unit 3. Size 5 x 2½ x 2 in.

PRICE BUILT **65/-** P.P. 1/6 Front panel plate 6/6

- ★ Stereo Preamplifier (Unit 5) for use with two units 1 or 2. Size 9 x 3½ x 1½ in.

PRICE BUILT **£10.19.6** P.P. 3/6 Front panel plate 12/6

WE STOCK

- TRANSISTORS
- RECTIFIERS
- VALVES
- CRYSTALS
- MICROPHONES
- TEST GEAR
- TAPE DECKS
- SPEAKERS
- MULTI-METERS

- RADIO CONTROL
- AMPLIFIERS
- RECORDERS
- TUNERS
- RECORD DECKS
- TWEETERS
- RECEIVERS
- GENERATORS
- COMPONENTS AND ACCESSORIES
- SEE LATEST CATALOGUE

★ MW/LW POCKET SUPERHET RADIO TO BUILD

TOTAL COST **85/-** P.P. 2/-

(Battery 2/6. Phone 5/-).



- ★ 6-transistor design.
- ★ Printed circuit.
- ★ Push-pull output.
- ★ "Cleartone" 2½ in. speaker fitted.
- ★ Moulded high impact attractive cabinet.
- ★ Size 5 x 3 x 1½ in., slow motion tuning.
- AMAZING SENSITIVITY AND SELECTIVITY ●

● 5 WATT AND 1½ WATT PACKAGED AMPLIFIERS

- ★ New design 5 watt unit
- ★ 6-transistor push-pull printed circuit designs.
- ★ For 3 to 5 ohm speakers.
- ★ Size only 2½ x 2 x 1½ in.
- ★ 5 watt 12/18 volts, 1½ watt 9/12 volts.
- ★ 7mV. into 1 k/ohm. sensitivity.

PRICES 1½ watt **65/-** 5 watt **79/6** P.P. 1/6 either type



QUARTZ CRYSTALS

- 1000 kc/s (1 Mc/s) HC6U Miniature, 25/-
- 100 kc/s RCA, 3-pin type, 15/-
- 100 kc/s+1 Mc/s, 3 pin, 10X type, 22/6

TRANSISTORS/RECTIFIERS/SCRs. Over 450 types from stock. LISTS 1/-.

TRANSISTOR PORTABLE TEST EQUIPMENT

All units size 6½ x 4½ x 2½ in.



- ★ RF generator, 150 kc/s to 350 mc/s in 8 ranges. RF, Mod. RF, AF outputs.

PRICE **£9.10** P.P. 2/6

- ★ Resistance/capacitance bridge. £8.5. P.P. 2/6.
- ★ Audio generator 10 c/s—100 kc/s. 4 ranges. £16.15 P.P. 2/6

★ VHF FM TUNER TO ASSEMBLE



- ★ Two pre-built and aligned units plus metal work and panel.
- ★ 88 to 108 Mc/s tuning range.

★ Output 100mV. to 100 k/ohm.
★ 6-transistor superhet, printed circuit design.
★ Size 9½ x 3½ x 4 in. ★ S/N 50dB.
TOTAL COST **£12.17.6** P.P. 2/6
TO BUILD (All units sold separately.)

★ 2 AND 4 TRACK RECORDERS TO ASSEMBLE

TOTAL COST TO BUILD

● 2-track **£26**

P.P. 8/6

● 4-track **£30**

P.P. 8/6

- Complete range of decks. Amplifiers and pre amps. in stock.



- ★ Collaro Studio decks.
- ★ 6-valve record/play amplifiers.
- ★ Sturdy portable cabinets with speaker.
- ★ Printed circuit, pre-built units.
- ★ Complete in every detail.

★ RECORD AND PLAYBACK SYSTEM★

LET US QUOTE FOR PARTS FOR YOUR CIRCUIT. SEND LIST FOR QUICK REPLY.

TRADE AND EXPORT ENQUIRIES INVITED.

★ MULTI-TEST METERS (Full details in Catalogue).

★ PT34	1 k/ohm per volt	£1 19 6
★ M1	" " " "	£2 9 6
★ THL33	2 " " " "	£3 15 0
★ EP10K	" " " "	£3 19 6
★ EP20K	20 " " " "	£4 19 6
★ TP55	20 " " " "	£5 19 6
★ ITI-2	20 " " " "	£4 9 6
★ EP30K	30 " " " "	£6 10 0
★ Model 500	30 " " " "	£8 17 6
★ EP50K	50 " " " "	£8 15 0
★ EP100K	100 " " " "	£10 10 0



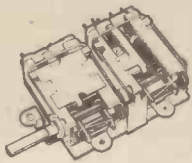
- ★ Model 700. Professional meter, 20 k/ohm/ volt with AC/DC volts, resistance DC and AC current. Size 7½ x 5½ x 3½ in.

PRICE **£17.10.0** P.P. 5/-

NEW FM POCKET RADIO KIT **£5/19/6**
SINCLAIR X10 Kit **£5/19/6** X10 Built **£6/19/6**
EQUIPMENT X20 Kit **£7/19/6** X20 Built **£9/19/6**
(All Sinclair designs in stock.)

HENRY'S RADIO LTD.
303 EDGWARE ROAD LONDON W2
PADDDINGTON 1008/9
Open Mon. to Sat. 9-6. Thurs. 1 p.m.
Open all day Saturday.





CYLDON A.M./F.M. PERMEABILITY TUNER FOR ALL TRANSISTOR OPERATION

Size 2½ in. × 2½ in. approx. By famous manufacturer. A.M.-I.F. 470 kc/s. F.M.-I.F. 10.7 Mc/s. A.M. coverage from 1,620 kc/s.-525 kc/s. F.M. coverage 108 Mc/s.-88 Mc/s. Circuit

diagram 2/6. FREE with Tuner. 1st, 2nd, 3rd A.M.-I.F.'s 1st, 2nd, 3rd and 4th F.M.-I.F.'s V.H.F. Osc. choke A.M.-F. trap. All the above are the R.F. end of an A.M./F.M. receiver car radio etc. The above items. **£2.10.0**

BSR MONARCH UA14 With FUL-FI HEAD

4-speed, plays 10 records, 12in., 10in. or 7in. at 16, 33, 45, or 78 r.p.m. Intermixes 7in., 10in. and 12in. records of the same speed. Has manual play position: colour, brown. Dimensions: 12½ × 10½ in. Space required above baseboard 4½ in., below baseboard 2½ in. Fitted with Ful-Fi-turn-over crystal head, £5/19/6. P. & P. 7/6.

B.S.R. UA16, similar to above, £6/12/6. P. & P. 7/6.
B.S.R. GU7, 4-speed, single player, complete with pick-up on uni-plate with automatic switch £3/19/6. P. & P. 6/6.

40W. FLUORESCENT LIGHT KIT



Incorporating GEC Choke size 8½ in. × 1½ in. × 1½ in., 2 bi-pin holders, starter and starter holder. **11/6**

P. & P. 4/6.
Similar to above: 80W. Fluorescent Light Kit incorporating GEC choke size 11½ in. × 1½ in. × 1½ in. **17/6** P. & P. 5/6.

2 bi-pin holders, starter and starter holder.

TRANSISTOR INVERTOR



50 v. D.C. Input. Output 240 v. A.C. 40 Watts incorporating transformers, choke, condensers and 2 GET 573. In solid 16 gauge Aluminium Case size 15in. × 6in. × 2½ in. by famous manufacturer. **19/6** plus 7/- P. & P.

AC MAINS MOTOR

Can be used for a variety of purposes, silent running, satisfactory in every way, 230/250 v. A.C.



9/6 P. & P. 3/-.

FLUORESCENT LIGHT FITTING




Twin 40 watt 200/250 v. less tubes. **39/6** P. & P. 7/-.

RINGO BURGLAR ALARM

A.C. Mains 200/240 volt. Fire salvage value slightly tarnished. List price 7 gns. Our price complete with double gong bell, five micro switches and full instructions. **49/6**

P. & P. 5/-.



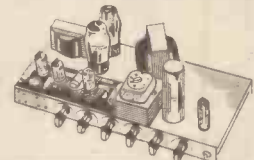
FIRST QUALITY PVC TAPE

5½ in. Std. 850ft.	9/-	5 in. L.P. 850ft.	10/6
7 in. Std. 1200ft.	11/6	3 in. T.P. 600ft.	8/-
3 in. L.P. 240ft.	4/-	5 in. T.P. 1800ft.	20/6
5½ in. L.P. 1200ft.	11/6	5½ in. T.P. 2400ft.	27/6
7 in. L.P. 1800ft.	18/6	7 in. T.P. 3600ft.	37/6

P. & P. on each 1/6, 4 or more post free.

6 VALVE 15 WATT PUSH-PULL AMPLIFIER

15 × 7 × 1½ in. A.C. mains 200-250 volts. 4 inputs with controls for same and bass and treble lift controls. Tapped for 3 and 15 ohm speakers. Extra H.T. and L.T. for F.M. Tuner supplies, etc., built and tested, 7 gns. plus 13/6 P. & P.



POWER SUPPLY KIT

In metal case, size 3½ in. × 2½ in. × 2 in. incorporating mains transformer, rectifier and condensers. 230/250 A.C. Mains. Output: 9 v. 100 mA. Price 10/6 plus 3/- P. & P.



OSCILLOSCOPE

for D.C. & A.C. Applications



Push-pull X amplifier; Fly-back suppression; Internal Time-base Scan Wave form available for external use; pulse output available for checking TV line O/P Transformers etc. Provision for external—I/P and C.R.T. Brightness Modulation. A.C. mains 200/250 v., £18/18/-, P. & P. 10/- FULL 12 MONTHS' GUARANTEE INCLUDING VALVES and TUBE.

3 to 4 WATT AMPLIFIER KIT comprising chassis 8½ in. × 2½ in. × 1 in. Double wound mains transformer, output transformer. Volume and tone controls, resistors, condensers, etc. 6V6 ECC81 and metal rectifier circuit 1/6 free with kit. 29/6 plus 4/6 P. & P.

POCKET MULTI-METER. Sizes 3½ × 2½ × 1½ in. Meter size 2½ × 1½ in. Sensitivity 1,000 OPV on both A.C. and D.C. A.C. and D.C. volts 0-15, 0-150, 0-1,000. D.C. current 0-150 mA. Resistance 0-100KΩ. Complete with test prods, battery and full instructions. **42/6**, plus 3/6 P. & P.

50 MICRO-AMP. METER Movement by world-famous manufacturer. Size 3 in. × 2½ in. **25/-** plus 2/- P. & P.



FIXED FREQUENCY SIGNAL GENERATOR

Crystal control in metal case, size 10 in. × 6 in. × 6 in. Incorporating 2 FC13 valves, mains transformer, metal rectifier, choke, indicator lamp, crystal and numerous components. Modulated and unmodulated output sockets. Originally used for I.T.V. frequencies. Brand new, 39/6, plus 7/- P. & P. A.C. Mains 200/250 volts.



SILICON RECTIFIERS 250 v. P.I.V. 750 milli-amps. Six for 7/6d. post paid.

SPECIAL OFFER!

"Elegant Seven" Mk. II

POWER SUPPLY KIT to purchasers of Elegant Seven parts, incorporating mains transformer, etc. A.C. mains 200-250v. Output 9v. 100mA. 7/6.

- ★ COMBINED PORTABLE & CAR RADIO. The Radio with the STAR features 4in. SPEAKER.
- ★ 7-transistor superhet. Output 350mW.
- ★ Grey wooden cabinet, fitted handle with silver coloured fittings. Size 12½ in. × 8½ in. × 3½ in.
- ★ Horizontal tuning scale, size 11½ in. × 2½ in. in silver and black lettering.
- ★ All stations clearly marked.
- ★ Ferrite-rod internal aerial.
- ★ I.F. Neutralisation on each stage. 460 kc/s.
- ★ D.C. coupled output stage with separate A.C. negative feed back.

- ★ All components, ferrite rod and tuning assembly mounted on printed board.
- ★ Operated from PP9 battery.
- ★ Full comprehensive Instructions and point-to-point wiring diagrams.
- ★ Printed circuit board, back printed with all component values.
- ★ Fully tunable over medium and long waveband.
- ★ Car aerial socket.
- ★ Full after-sale service.

RADIO AND T.V. COMPONENTS (ACTON) LTD.
21A, HIGH ST., ACTON, LONDON, W.3.

Goods not despatched outside U.K. All enquiries S.A.E. Terms C.W.O. SHOP HOURS 9 a.m.-6 p.m. EARLY CLOSING WEDNESDAY.



ONLY **£4.4.0**

Plus 6/6 P. & P. Parts list and circuit diagram 2/6. Free with parts.


Why NOT BUILD ONE OF OUR PORTABLE TRANSISTOR RADIOS

BACKED BY OUR SUPER AFTER SALES SERVICE

All components used in our receivers may be purchased separately if desired. Parts price lists and easy build plans available separately at prices stated. OVERSEAS POST 10/-

MELODY SIX

★ 8 stages—6 transistors and 2 diodes.



Our latest completely portable transistor radio covering M. and L. waves. Incorporates pre-tagged circuit board, 3in. heavy duty speaker, top grade transistors, volume control, tuning condenser, wave change slide switch, sensitive 6in. ferrite rod aerial. Push-pull output. Wonderful reception of B.B.C. Home and Light, 208, and many Continental stations. Handsome leather lock pocket size case, only 6½ x 3¼ x 1½in. approx. with gilt speaker grille and hand and shoulder straps.

Total cost of all parts **£3.96**

Parts price list and easy build plans 2/- P. & P. 3/-.




"Transona Five" size 6½ x 4½ x 1½ in. approx.

TRANSONA FIVE or POCKET FIVE

★ 7 Stages—5 transistors and 2 diodes.

Covers M. and L. Waves and Trawler Bands, a feature usually found in only the most expensive radios. On test Home, Light, 208, and many Continental stations were received loud and clear. Designed round supersensitive Ferrite Rod Aerial and new type fine tone super dynamic 2½in. speaker, attractive plastic cases with red grille.

Total cost of all parts for either type NOW ONLY **42/6** P. & P. 3/6. (State type required.)



ROAMER SIX NEW!!

★ 8 stages—6 transistors and 2 diodes. ★ 6 waveband. ★ Now with Philco micro-alloy R.F. transistors.

Listen to stations half a world away with this 6 waveband portable. Tunable on M. and L. waves. Trawler Band and three Short waves. Push-pull output. Sensitive ferrite rod aerial and telescopic aerial for short waves. Top grade transistors, 3-inch speaker, handsome case with gilt fittings. Size 7½ x 5½ x 1½in. ★ Extra band for easier tuning of LUX, etc.

Total cost of all parts NOW ONLY **£3.19.6**

Parts price list and easy build plans 2/- Carrying Strap 1/6 extra. P. & P. 3/6.

NEW! ROAMER SEVEN Mk. JV 7 WAVEBAND PORTABLE OR CAR RADIO AMAZING PERFORMANCE AND SPECIFICATION

★ NOW WITH PHILCO MICRO-ALLOY R.F. TRANSISTORS. ★ 9 stages—7 transistor and 2 diodes.

Covers M. and L. Waves, Trawler Band and 3 Short Waves to approx. 15 metres. Push-pull output for room-filling volume from rich toned heavy duty speaker. Air spaced gauged tuning condenser. Ferrite rod aerial for M. & L. Waves and telescopic aerial for S. Waves. Real leather look case with gilt trim and shoulder and hand straps. Size 9x7x4in. approx. The perfect portable and the ideal car radio. (Uses PP7 batteries available anywhere). ★ Extra band for easier tuning of Lux, etc.

Total cost of all parts NOW ONLY **£5.19.6** P. & P. 5/6.



Parts price list and easy build plans 3/-



SUPER SEVEN

★ 9 Stages—7 transistors and 2 diodes.

Covers M. and L. Waves and Trawler Bands. The ideal radio for home, car or can be fitted with carrying strap for outdoor use. Completely portable—built-in ferrite rod aerial for wonderful reception. Special circuit incorporating 2 RF stages, push-pull output. 3in. speaker (will drive larger speaker). Size 7½ x 5½ x 1½in. (Uses 9v. battery, available anywhere).

Total cost of all parts NOW ONLY **£3.19.6**

Parts price list and easy build plans 2/- P. & P. 3/6.

TRANSONA SIX

★ 8 stages—6 transistors and 2 diodes.

A top performance receiver covering full M. & L. Waves and Trawler Bands. Push-pull output. High-grade speaker makes listening a pleasure. Ferrite rod aerial. Many stations listed in one evening including Luxembourg loud and clear. Attractive case in grey with red grille. Size 6½ x 4½ x 1½in. (Uses PP4 battery, available anywhere).

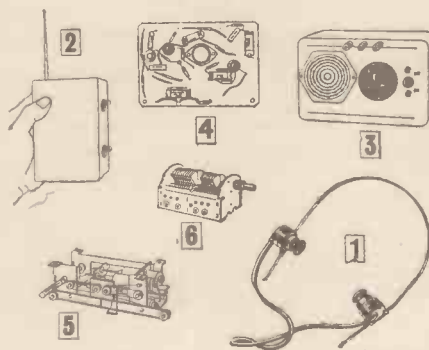
Total cost of all parts **59/6** P. & P. 3/6.



Parts price list and easy build plans 2/-

SPECIAL RADIO EXCHANGE BARGAINS

- HEADPHONES.** Sontone H.S.30 High Fidelity Headphones. Made by famous American manufacturers. Approx. 160 ohms impedance for direct matching into most transistor circuits. BRAND NEW in original sealed cartons. 15/- P. & P. 1/6. Matching Transformers for higher impedance 2/6 extra.
- THE SIG-GEN.** A versatile Signal Injector. Something no constructor should be without. This ingenious device generates an audible signal through the Audio and R.F. ranges. With variable output. Telescopic Probe. Pocket size slim line case measures 4½ x 3¼ x ½in. Complete set of parts with full instructions. 19/6 P. & P. 1/6.
- QUICK CHECK TRANSISTOR TESTER.** Checks gain of B.F. and Audio Transistors. Also checks for noise level and duds. All parts ready to be assembled in attractive grey case with red grille, complete with Dial, Knobs, and 2½in. speaker. Simple assembly instructions free with set of parts. 39/6 P. & P. 3/6.
- 1200mW TRANSISTOR AUDIO AMPLIFIER.** Designed to give high quality at low cost. This superb Amplifier uses 4 Transistors including a special power type operating from a 12 volt battery. Variable input impedance. Matches directly into 25 ohms-35 ohms Loudspeaker. Special gain control circuit can also reduce noise to a minimum. All parts including Transistors, Printed Circuit Board, etc. 42/6 P. & P. 2/6. Easy build plans free with set of parts. 6 x 4in. 35-ohm speaker 12/6 P. & P. 1/6.
- CYLDON PERMEABILITY TUNERS.** By famous manufacturer. Full M.W. coverage. Fitted coupling coil, oscillator coil, ferrite slugs and slow motion tuning with cursor etc. GIVE AWAY PRICE 10/-. P. & P. 1/6. Switched type 2/6 extra.



6. **TUNING CONDENSERS.** Air spaced fine quality German manufacture with slow motion drive. 0.0005. With oscillator section. BRAND NEW!! Only 6/6. P. & P. 1/6.

RADIO EXCHANGE

61, HIGH ST., BEDFORD. Phone: 2367

Callers side entrance
Barratts' Shoe Shop.
Weekdays 9-5 p.m.
Saturdays 9-12.30.

THE SOTONIAN TRADING CO.

AMPLIFIERS
Tannoy portable loud speaking amplifiers with power microphone. Four 6L6G's in output, with sufficient power for 10 speakers. Price £18

AUTOMATIC VOLTAGE REGULATORS

Automatic carbon pile voltage regulators by Newton Bros. (Derby) Ltd. 115v AC, type 4. (for alternators). Price £12

CABLES
Circular rubber covered twin leads, suitable for battery chargers, etc., 30ft. long 8/6
Coaxial cable, .45" diameter, 2/- per yard.

CHOKES
Small L.F. smoothing chokes, 50 m.a. 6/-
Small L.F. smoothing chokes, 60 m.a. 8/-

CONDENSERS
TCC Metallpack tubular, .1 mfd. or .05 mfd's., 350 v. DC working 9d.
Ditto, .25 mfd's. 1/6
TCC tubular 75pF, 5,000 v. DC 1/9
Dubilier metal tubular, 1 mfd., 350 v. DC 1/9
TCC, 2 mfd's., 10,000 v. DC £12
TCC, 1 mfd's., 11,000 v. DC. £2
TCC, .02 mfd's., 11,000 v. DC 25/-
Westinghouse .5 mfd., 7,500 v. DC 25/-
Sprague tubular, .1 mfd's., 500 v. DC 9d
BI Cables, .01 mfd's., 5,000 v. DC 2/6
Hunts mica, .002 mfd's., 350 v. DC 8d
TCC electrolytic 2,000 mfd's., 25 v. DC 12/6
Suppressor, .5 mfd's., 200 v. DC 1/3
Suppressor, .5 mfd's., 400 v. DC 2/-
Jackson Bros. single variable, 132 p/f 5/-
Large laboratory type variable, suitable for transmitters, etc. £2

INDUCTANCES
Transmitter inductance units by Redifon, with 10 turns approx. 5in. diameter, and sliding clip. Very suitable for laboratory use £3

METERS
moving iron projecting type meters, A.C./DC, approx. 4in. dia. 0-150 v. £1
Some other types of meters available.

POTENTIOMETERS
Miniature potentiometers, 1 meg. 2/-
Reliance 400 ohm wire wound potentiometers, 1½in. diameter, with knob. 4/3
Colvern wire wound potentiometers, 20,000 ohms, pre-set type 3/-

RECTIFIERS
Westinghouse 12 v., 3 amp. metal rectifiers 12/6

ROTARY INVERTORS
Type 8a. Input 24 v. DC. Output 115 v, 3 phase, 400 cycles, 1.8 amps. Price £5

SIGNAL GENERATORS
Marconi type TF517F/1, covering 18-58 mc/s., and 150-300 mc/s. These are offered by us brand new, and as received from Government sources, at £15 each, with instruction book. Carr. and packing 35/- extra. Signal generator, service type, SHF, No. 8, with equipment £60

TRANSFORMERS
Heavy duty unit in sealed container. Nominal input voltages, 117/234 v. Outputs 330-0-330 v., 200 ma., 5 v., 2 amps. 6.4 v., 4 amps. Price 35/-
Heavy duty unit, inputs 230 v. Outputs 4.5 v. C.T. at 6 amps., 4.5 v. C.T. at 6 amps., 4.5 v. at 20 amps., C.T. Price £3/10
Telephone transformers, type 34 or 35 5/-
Transformers, fitted with terminals. Input 230 v. outputs 365-0-365 v. at 180 m.a. 0-5.75/6.75 v. at 12 amps. 0-5.75/6.75 v. at 12 amps. 0-5.75/6.75 v. at 12 amps., 0-5.75/6.75 v. at 12 amps. Price £3/10/-, Other types available.

Westinghouse transformers, input 115 v., 400 cycles, and various LT outputs. Prices on request.

Postage or carriage extra. Prompt despatch.
SOTONIAN TRADING CO.,
53, The Avenue, Southampton
Tel. 56537

Wilkinsons FOR RELAYS

P.O. TYPE 3000 AND 600
BUILT TO YOUR REQUIREMENTS — QUICK DELIVERY
COMPETITIVE PRICES — VARIOUS CONTACTS
DUST COVERS — QUOTATIONS BY RETURN



GEARED CAPACITOR MOTORS. 220/240 v. 50 cy., 30 watts, 300 r.p.m., also spindle for 1,425 r.p.m. Very powerful, 75/-, post 5/-.
MAINS MOTORS. Capacitor 230 v. A.C. 1/40th h.p. 1,400 r.p.m., 55/-, post 4/6.
SYNCHRONOUS MOTOR. 200/250 volts A.C. 50 cycles with gear train driving 5 dials 1/10th hr.-10,000 hrs., 22/6, post 3/-.
SYNCHRONOUS MOTOR. 200/250 volts A.C. 60 r.p.m. Synclack, 25/-, post 2/-.

MINIATURE SEALED RELAYS
OVER 120 TYPES IN STOCK. SEND FOR LIST.
SIEMENS 1 C.O.

2.2Ω+2.2Ω	H06A	18/6
50Ω+50Ω	H06B	19/6
145Ω+145Ω	H06C	19/6
1,700Ω+1,700Ω	H06E	22/6
G.E.C. 2,500Ω	4CO	M1008
2,500Ω	1CO	M1022
5,000Ω	2CO	M1052
670Ω	2m2bHD	M1095
2,500Ω	2C2K	M1417
5,000Ω	2CO	M1452
2Ω	2mHD	M1454
2,500Ω	2mHD	M1458
2,500Ω	1m1bHD	M1482
40Ω	2C02K	M1482
180Ω	1CO	M1486
180Ω	2m2bHD	M1487
180Ω	2C2K	M1490
670Ω	2C2K	M1493
670Ω	4K	M1567
B.T.C. 45Ω	1mHD	4186EB
170Ω	1mHD	4186EC
700Ω	2COMD	4190HD
2,500Ω	2CO	4184GE
2,500Ω	1mHD	4190EE
ERICSSON 7,000Ω	1CO	N2224A10
260Ω	1CO	N2237AC1
5,000Ω	1CO	N2237AE1
7,500Ω	2CO	N22365A21
1.1Ω	4CO	N22364AA1
1.1Ω	2C02K	N22366AA1
1,500Ω	2C02K	N22366AE1
2.4Ω	2M	N22371AA1
180Ω	2M	N22371AC1
2,000Ω	2M	N22371AE1
2.4Ω	1m1b	N22370AA1
52Ω	1m1b	N22370AB1
1,500Ω	2m2b	N22369AE1
7,500Ω	2m2b	N22369A21

WEYMOUTH RELAYS. 24 v. D.C. 2 Make Heavy Duty 5C/2007, 7/6 each.
E.M.I. RELAYS. Sub-miniature. 12 or 24 v. D.C. 1CO, 10/6 each.
RELAYS. 24 volt D.C. 4 Make, 4 Break, 10 amp. 5C/3044 with Dust Cover, 12/6 each.
MIDGET SILICON RECTIFIERS. 200 P.I.V. for anything up to 70 volts 6 amps D.C. output, 10/- each.
MIDGET SILICON RECTIFIERS. 100 P.I.V. 200 milliA. For D.C. relays, computers, etc. £10 per 100, samples 2/6.
SILICON RECTIFIERS. 600 P.I.V. 750 milliA. S.T.C. RS27AF. Specially selected first grade 15/- each.

KEY SWITCHES (3 position).
 4 C Non Lock/4 C Non Lock 14/-
 4 C Non Lock/6 C Lock 18/-
Low Capacitance 8 C Muirhead 17/6
 Stop/2 C Lock 7/6. All
 Stop/4 C Non Lock 10/6. Post
 2 C Lock/6 C Lock 17/6. 1/6.

SPEAKERS ELAC 5in. ROUND
 9700 Gauss 3Ω 7/6, Post 2/6.

TELEPHONE BULBS No. 2 Tubular. 6, 12 or 24 v. 1/6; 50 v. 2/-.
RESISTORS WIREWOUND AND HIGH STABILITY CARBON inc. Erie 109, 108 and 100, ex stock in quantity. Write or phone your requirements.

LEDEX SOLENOID DRIVEN WAFER SWITCHES. SIZE 5S. From 90/-, 11 way and off, 3 to 24 Pole; also 4 Pole 12 Way and 54 Pole on/off. Commutating switch section and control wafers available.

ONE HOLE FIXING SWITCHES
 12/- per dozen, 75/- per 100

SINGLE POLE Double Throw, 3 amp. 250 V. A.C., can be used as ON/OFF or CHANGE-OVER switch. DP. ON/OFF type at same prices.

SMALL MAGNETIC COUNTERS
 3 1/2 x 1in., 10 counts per second with 4 figures. The following D.C. voltages are available, 6 v., 12 v., 24 v., 50 v., or 100 v.

35/- Post 1/6.

VEEDER-ROOT MAGNETIC COUNTERS WITH ZERO RESET 800 COUNTS PER MINUTE. COUNTING TO 999,999. GENERAL PURPOSE TYPE. 230 volts A.C. 65/-. Post 2/0.

Your Own Telephone 75/-
 set Post 4/-

INTERCOM. TELEPHONE SET. Ringing and speaking both ways. Supplied with buzzers, pushes, battery, etc. 75/- Post 4/-, 4 Core Cable 8d. yard.
PAPER BLOCK CONDENSERS 1 mfd. 10kV. £5. 2 mfd. 1kV. 7/6, 4 mfd. 250 v. 8/6, 8 mfd. 600 v. 17/6.
CONDENSERS 350 Vt. Metallite. .001, .002, .05 mfd. 12/- doz., .005, .01, .02 10/- doz., 0.1 13/6 doz., Metal-pack 0.25 16/- doz., 0.5 18/- doz., 1 mfd. 24/- doz. Post 1/6.
TRIMMERS. Air spaced miniature 1.5 to 8 pf. 1.5 to 20 pf. 2 to 32 pf. All 1/6 each, post 6d.
VARIABLE AUTO TRANSFORMER. Input 230 v. 21 amp. Output 57.5 to 230 V. in 16 switch steps 22/6.
RECTIFIER UNITS giving up to 6 V. 15 Amp. D.C. from 200/250 v. A.C. Controlled by switch and resistance 170/-.
SELENIUM METAL RECTIFIERS F.W. BRIDGE
 12 Volts 1 Amp. 7/6 ea. 24 Volts 1 Amp 12/6 ea.
 12 Volts 2 Amps 12/6 ea. 24 Volts 3 Amps 27/6 ea.
 12 Volts 4 Amps 17/6 ea. 24 Volts 5 Amps 35/- ea.
 12 Volts 6 Amps 20/- ea. 24 Volts 8 Amps 40/- ea.

Mains transformers for 12 v. rectifiers. 1 Amp. 15/-; 2 Amp. 20/-; 4 Amp. 25/-; 6 Amp. 30/-.
TERMINAL BLOCKS. 2-way 5C/431 or 3-way 5C/432, 6/- per doz., 50 for 16/8, 1,000 for £11.
SATCHWELL THERMOSTATS adjustable between 70°-190° Fahrenheit, 0-440 v. A.C., 20 amp., 1 1/2in. stem. Fitted cover 19/6, post 2/6.
ROOM THERMOSTAT. Adjustable between 45 and 75 deg. Fahr., 250 v. 10 amp. A.C. Ideal for greenhouses, etc., 35/-, post 2/0.

MORSE KEYS. Precision instrument made to inter-service specifications. Fully adjustable within fine limits. 10/6. Post 1/6.

PRECISION SILVER MICA CAPACITORS, 0.1 mfd. 1/2 10/- ea., 1% 7/6 ea. .02 mfd. 1% 5/- ea.
BLOWER MOTORS. 200/250 volt Capacitor Type 2,800 r.p.m. Cylindrical casing 7in. x 7in. x 7in. with open flange, each end £12/10/-.


2in. Moving Coil Flush Round Microamps 0/500 25/-; Milliamps 0/1, 0/5 or 0/10. Volts 0/20, 0/30 or 0/40. Amps 0/5 All D.C. 27/6 ea.
2 1/2in. Moving Coil Flush Round 10-0-10. Milliamp, 35/-; 50 Milliamp, 35/-; 100 Milliamp 25/-; Proj. Round 50 Microamps. Special scale, 45/-; All D.C. 100 Microamps, A.C. 85/-; 2 Milliamp; 200 v. both 65/-.
3 1/2in. MC Flush Round. 2 Milliamp; 200 v. both 45/-.
500 Microamp 70/-. 10 amp. 45/-.
M.C. RECTIFIER A.C. METERS.
 3 1/2in. FR 10 Milliamps, 70/-; 50 volts, 72/-; 100 volts 72/-; 200 volts 75/-; 1,000Ω per volt.
FREQUENCY METERS. 45-55 cycles per second, 230 volt, 6in. dia. Flush Round. Brand new, £10/10/-.
VOLTMETERS with alarm contacts 55/65 volts Moving Coil 9in. 150/-.
PORTABLE VOLTMETERS 150 volts D.C. MC 6 1/2in. square by 3 1/2in., 70/- each, post 3/6.
PORTABLE AMMETER. 0.3 amp. A.C./D.C. 3in. scale, 35/-, post 3/-.
AMMETER. 50-0-50 amp., 2in. Flush square, 17/6.
VOLTMETER. A.C. 0/300 2 1/2in. Flush Round, 25/-; Postage on small meters 2/-, large 3/-.

WEE MEGGER INSULATION TESTERS 500 VOLT SERIES 3. BRAND NEW in leather carrying case, £18/10/-.
MEGGER, Series 2, ali. case, 500 volts 100 megohms, with leather case, leads, key, etc. Brand new. £37/10/-.
 Few others available in good condition, £25.

AVO TEST BRIDGES. 200/240 volt A.C. Measures capacities from 5 pf. to 50 mfd. and resistances from 5 ohms to 50 megohms. Valve voltmeter range 0.1 to 15 volts, and condenser leakage test. Full working instructions, supplied with instrument. £9/10/0. Post 5/-.
AVOMETER POWER FACTOR WATTAGE UNIT £7. A few AVOMETERS Models 7 also available £16 & £17.
JACK PLUGS. Cylindrical Bakelite screw-on cover, 2 con-

 tact, 2, 6, post 8d.
P.O. 201 on telephone cord 10H/117, 3/- ea., post 1/3.
P.O. 309 (similar to P108, U.S.A.) 4/6.
AUTO TRANSFORMERS by S.T.C. Totally enclosed C core type, 110-250 volts, 8 tapping, 50 cycles, size 6 1/2in. x 5 1/2 x 5 1/2, 500 watts. New latest type, £4.
POTENTIOMETERS, WIREWOUND AND CARBON including Subminiature. Sealed and Precision types.
MINIATURE SILVER ZINC ACCUMULATOR. 1.5 volt, 1.5 ampere. Size 2in. x 1.13in. x 0.83in. Weight 1 1/2 oz. Ideal for model work, 12/6 ea. 120/- doz., post 9d.
STROBOSCOPE FORK. 125 cycles. P.O. No. 5 30/- ea., post 2/-.
CABLE COUPLINGS. Watertight 5 amp. 4 pole Brass Plugs and Sockets, 10/-, per pair, post 2/-.

AMAZING VALUE



SILENT POWERFUL AC MOTOR 230 VOLTS RESILIENT MOUNTED

Fitted with thermal protecting device with Push Button reset ensures complete protection against overheating or burn-out. Ideal for lathes, drills, etc. 1440 r.p.m. 3in. shaft 1 1/2in. long. G.E.C. make. In 1/2 h.p. frame. Fully Guaranteed.

PRICE 97/6
 Carr. 7/6.

L. WILKINSON (CROYDON) LTD.
 LONGLEY HOUSE LONGLEY RD. CROYDON SURREY
 Grams: WILCO CROYDON
 Phone: THO 0236

SUBMINIATURE MICRO SWITCHES
HONEYWELL H1SM1-TN13, S.P.D.T. Size: .781in. x .250in. x .356in. 6/6 each.
MICRO SWITCH. Burgess MK4BR, robust die cast casing, 8/6 ea., post 9d.

**TRANSISTOR TESTER
Model AT-1**



Measures characteristics of PNP and NPN. Transistors and power diodes. Precision portable instrument. Fitted with moving coil 50µA meter. **£10.10.0** P. & P. 7/6

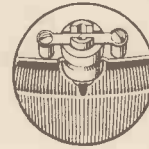
VARIABLE VOLTAGE TRANSFORMERS

WORLD FAMOUS "SLIDE-TRANS" AVAILABLE ONLY FROM I.M.O.



★ **RATED CURRENT CONSISTENT AT ALL POINTS ALONG THE WINDING**
Output: 0-260 v. Input: 230 v. A.C. 50/60~.
Shrouded fully variable transformers for bench or panel mounting.

Inset shows latest type brush gear providing 1 volt variation.



- 1 Amp. **£4.10.0**
 - 2.5 Amp. **£5.17.6**
 - 5 Amp. **£9. 0.0**
 - 10 Amp. **£18. 5.0**
 - 20 Amp. **£32.10.0**
- Carr. & Pkg. extra

**CONSTANT VOLTAGE TRANSFORMER
AUTOMATIC MAINS
STABILIZER**



Provides perfectly stabilized constant voltage for all laboratory equipment.

★ No Moving Parts ★ No Maintenance. ★ No Attention.

Specification:

- ★ Input: 240 v. A.C. ±20%—50 cycles.
- ★ Output: 240 v. A.C.
- ★ Accuracy: ±1%.
- ★ Capacity: 250 watts.
- ★ Size: 11×6½×6in. high.
- ★ Weight: 21 lbs. Fitted signal lamp and switch.

£11.10.0 Carr. & Pkg. 20/-

★ **CORRECTED WAVE**
Modern design in 2-tone grey hammer steel case with handle. Complete with lead and plug.

1,000 WATT MODEL
Input 240 v. A.C. ± 20%.
Output accuracy ±1%.
Fitted signal lamp & switch, complete with plugs **£29.10.0.** Carr. and pkg. 25/-.

**PORTABLE
VARIABLE A.C.
POWER SUPPLY
UNIT**

DESIGNED FOR ENGINEERS WHOSE REQUIREMENTS CALL FOR A VISUAL INDICATION OF VOLTS APPLIED.

OUTPUT: 0-260 v. 1½ amps.
INPUT: 230 v. A.C. 50/60~. Unit fitted with fuse, voltmeter, safety indicator, on-off switch and lead. Size: 8 × 5 × 5in. high.



PRICE **£8.10.0** Carr. & Pkg. 10/-

IMMEDIATE DESPATCH
FULL SPARES AND SERVICE AVAILABLE

AC/DC VALVE VOLTMETER



Price **ONLY £35.0.0**
C/W probes and leads—no extras.

Latest circuitry provides perfect stability and sensitivity. Professionally acknowledged. **JUST LOOK AT THIS SPECIFICATION!**

- ★ 11 megohms per volt.
 - ★ 5mV-1,500 V. A.C.
 - ★ 100 mV-1,500 V. D.C.
 - ★ 0.1 ohm—1,000 Megohms.
- PLUS**
- ★ 1 Kc Oscillator Test Source.
 - ★ Complete with Test Probe with BUILT-IN A.C./D.C. switch, no fumbling or fiddling with out-of-reach knobs.

This superbly finished instrument is invaluable in Production Depts. and Labs. and is presented in an attractive light grey crackle steel case with satin alloy front. Mains operated: Size and weight: 5½×3×8in. high, 5½lb.

LATEST Miniature

WALKIE TALKIE

Produced to exacting specifications by leading manufacturers E. K. Cole & Co. **'88' Set**
This Transmitter/Receiver weighs only 5½lb. (approx.) and measures 3½×5½×9½in. A crystal controlled 4 frequency set operates from standard dry battery—H.T./L.T. (i.e. Vidor L5537), 14 current series B7G valves used. As supplied by us to Overseas Govt. Depts. **SUPPLIED COMPLETE WITH VALVES & CRYSTALS** Details & Prices of all Accessories supplied on request. **Only £10.0.0 EACH**

20 Amp. L.T. SUPPLY UNIT



LATEST DESIGN! **HEAVY DUTY 12/24 VOLT D.C.**
Spec.: Output: Adjustable up to 20 amps **CONTINUOUS** at 12/24 volts plus trickle. Input: 220/230/240 VAC 50 cycles. Input and Output fully fused. Neon indicator, 0-20 amp. meter. Size: 16 × 12 × 20in. high, in heavy gauge steel cabinet. Grey Hammer finish. Weight: 50 lbs. **Plus 40/- Carr. & Pkg. G.B. (Inland)**
ONLY £29.10.0

BUY DIRECT FROM MANUFACTURER

TRANSISTORISED MEGOHMMETER

★ **NO WINDING!**
★ **PUSH BUTTON TO READ**
500V.-1,000 MEGOHMS
Portable instrument c/w batteries, probes and carrying case. Superb construction.
ONLY £23.10.0 Carr. & Pkg. 7/6.

Also: 500 v.-500 Megohms mains operated insulation tester. **DESIGNED FOR CONTINUOUS USE.** £26-5-0

30 Amp. L.T. SUPPLY UNIT

0 to 18 V.D.C. WITH SMOOTH STEPLESS VARIATION. Designed for **CONTINUOUS** use at max. loading.
★ Fitted voltmeter and ammeter.
★ Input and output fully fused. Input: Mains A.C. Robust Construction. 2 tone grey hammer finish. Steel case.
£49.10.0 Carr. & Pkg. 40/- G.B. (Inland)
Entirely suitable for plating plants, laboratory supplies, etc.

36ft. AERIAL MASTS
NEW LATEST PATTERN TUBULAR MASTS

Check these vital points:

- ★ Made from 6 × 1½in. dia. Sherardized steel sections, for durability and strength.
- ★ Extra strong locating base.
- ★ Top cap with fitted pulley and halyard.
- ★ 2 sets (8) Rotproof Guys.
- ★ Rustproofed Steel Picketing Stakes.


ONLY £13.10.0 ex works Carr. 17/6. Returnable wooden case 20/-.



I.M.O. (ELECTRONICS) LTD.

WRITE FOR ILLUSTRATED BROCHURE
(Dept. WW7), 313 Edgware Road, London, W.2.

PADddington 2233/4



CARRIER FREQUENCY SHIFT ADAPTOR. This modern equipment of recent manufacture is in excellent condition and suitable for operation with most Service Receivers. IF frequency adjustable internally 445-475 kc/s. The adaptor will operate two independent Teleprinters. Power supplies A.C. mains 230 v. or 24 v. D.C. Price £12/10/-, Carr. 25/-.

RELAY UNIT. G.P.O. 600 types 5 relays 150 ohm 1 set C/O, and 5 relays 400 ohm 2 M., 1 set C/O, in metal box 8x6x5in., £2, post 5/-, BC-221 or LM 13. Freq. meter complete with original charts in good working order. Range 125 kc/s.-20 Mc/s., £16/10/-, carr. 15/-.

TS 36AP POWER METER, with accessories, used for checking radar outputs, £5 each, 10/- carr.

DE-ICER, Controller Mk. 3. Contains 10 relays D.P. changeover heavy duty contacts, 1 relay 4P, C/O. (235 ohms coil). Stud switch 30-way relay operated, one five-way ditto, D.C. timing motor with Chronometric governor 20-30 volts 12 R.P.M.; geared to two 30-way stud switches and two Ledex solenoids, 1 delay relay, etc., sealed in steel case, size 4x5x7in., £3 each, post 5/-.

BC640 MODULATOR UNIT. 2x811's, mod. transformer and fil. trans. complete mod. unit fits 19in. rack 50 watts, £5/10/-, carr. £1.

GEARED MOTORS (Reversible). 20-30 v. D.C. 72 r.p.m., 17/6, post 2/6. 28 v. 150 r.p.m., 25/-, post 2/6. 24 v. Open gears with governor approx. 10 r.p.m., 25/-, post 2/6. 24 v. D.C. 1.4 r.p.m., reversible with two micro switches inside gear box, silent operation. £2 each, post 5/-.

A.C. Motor 115v. 50 c/s 1/300 H.P., 3000 r.p.m. Capacitor 1 mfd. 25/-, post 3/-.

Dalmotor SC5, 28 v. D.C. at 45 amps.; 12,000 r.p.m., output 750 w. (approx. 1 h.p.), brand new, £2/10/- each, post 7/6.

AZIMUTH INDICATOR UNIT ID-260/GRD 115v. 50 c/s., complete with Azimuth Bearing Indicator and suitable for aerial direction control, 2" tube with shield suitable for modulation percentage indicator or oscilloscope and 3" speaker that can be utilised as a sidetone monitor. With all valves, in excellent condition, price £8/15/-, carriage 15/-.

CRD6 DIRECTIONAL ANTENNA for use with the above Instrument, £5 each, carriage £1.

CM23 COMPARATOR SIGNAL UNIT, £4/10/-, carriage 15/-.

MARCONI V. LVE VOLTMETERS TF428-B/1. Ranges: 0 to 1.5, 5, 15, 50 and 150 volts. Fitted with probe unit for RF measurements, 230 v. mains input. Brand new, £12/10/- each, carr. 10/-.

TCS MODULATION TRANSFORMER 20 w. Pri., 6,000 ohm C.T. Sec., 6,000 ohm. 25/- each, post 3/6.

MICROPHONE TRANSFORMER. Pri., 75 ohm. Sec., 125,000 ohm. 10/- each, post 2/6.



OUTPUT TRANSFORMER. Pri., 7,500 ohm. Sec., 500 ohm. C.T., 2.5 w. 12/6 each, post 3/-.

POWER SUPPLY UNIT for SENDER No. 36, 110-240 v. A.C. input contains Speech amplifier. Modulator and External power supplies, 3xFW4/500 rectifiers provide H.T. for F.R. unit Speech amplifier 6C5G, Modulator 2x6C5G and 2x807 output. Size 24x16x14 inches. Housed in a fine oak case with circuit. Weight 110 lbs. As new, £6/12/6, carr. 30/-.

CONDENSERS. 150 mfd., 290 volts A.C. £5 each, post 12/6. 50 mfd., 330 volts A.C. 40/-, post 4/-.

10 mfd., 1,000 v. 12/6, post 2/6. 8 mfd., 1,500 volts, 17/6, post 2/-.

8 mfd., 1,200 volts, 12/6, post 3/-.

8 mfd. 600 volts, 8/6, post 2/6. 0.25 mfd., 2 kv. 4/-, post 1/6. 4 mfd., 12,500 v. D.C. working, £7/10/- each, carr. 15/-.

Vacuum condenser 50 pf. 32 kv. 30/-, post 1/6. 6 pf. 20 kv. 22/6, post 1/6. All the above are new in cartons.

BLOWER MOTORS. 24 v. D.C. (small U.S.A.), 12/6, post 2/-.

OSCILLOSCOPES, Cossor 1035 and 1049, used condition, £30 each. Hartley type 13A, £25 each.

INVERTERS. Type AN3499, 28 v. D.C., 9.2 amps. input, 115 v. 400 c/s 3 phase, £5 each, post 5/-.

TX DRIVER UNIT. 100-156 Mc/s. Ideal for two meters, Valves 3C24, in excellent condition, fits 19in. rack, £5 each, carr. 20/-.

CONTROL UNIT. 230 v. A.C., output 24 v. 2 amps., 230 v. A.C. solenoid switch, 15 amps., plus relays and switches, etc., £2/10/-, carr. 12/6.

RECEIVERS. HRO. Used condition, less coils £10 each, carr. £1. C.52, used, freq. 1.75-16 Mc/s., £5, carr. £1.

UNISELECTORS. 6 bank, 25 way, 20 ohm, coil, £2 each, post 2/6; 5 bank, 25 way, 20 ohm, coil, 35/- each, post 2/6. (Ex-new equipment.)

HEADPHONES. DLR5, 10/- pair, 2/6 post. No. 10 headset and microphone, 15/-, post 2/6. M/C phones with chamois ear muffs and jack plug, 17/6 pair, post 2/6.

APX6 TRANSDUCER. Complete with UHF valves 2C42, 2C46 and 1B40, complete with special holders and condensers. 30 Valves, Blower Motor, Mechanical Counters, etc., 115 v. 400 c/s. (Suitable conversion for 1,200 Mc/s.). Price £10 each, carriage 15/-.

AUTOMATIC PILOT UNIT Mk. 2. This complex unit of diodes and valves, relays, magnetic clutches, motors and plug-in amplifiers, with many other items, price £7/10/-, £1 carriage.

C.52 POWER SUPPLY 110/230 v. A.C. or 12 v. D.C. input, £2/5/- each, Carr. 12/6.

U.S.A. DESK MICROPHONE CRV/51018/A. Complete with 7 yards of screened cable and universal jack (adjustable), 10/- each, post 3/-.



POWER AND SMOOTHING UNITS. 100-250 v. A.C. input 24 v., D.C. at 3 amps. or 12 v. twice at 3 amps., continuous rating, switched fused, etc. In metal case 19 x 7 x 7in. Smoothing two large chokes and 0-1 ma., meter scaled 0-50 volts. £7/10/- (pr.), 15/- carr.

RESISTORS. Variable 3 ohm. 10 amps., 25/-, post 4/-.

ROTARY TRANSFORMERS. 24 v. input, 175 v. at 40 ma. output, 25/-, plus 2/- post. EICOR type, 12 v. input, 400 v. at 180 ma. output, 30/-, plus 4/- post. 12 v. input, 225 v. at 100 ma. output, 25/-, plus 3/- post. (All the above are D.C. only.)

MICROPHONES Type T50. Fits the palm of hand with on/off switch and lead (Electro Dynamic) 35/- each, 2/6 post. Type T17 with lead and PL55 plug 45/-, 3/- post.

CIRCUIT BREAKER. 150 amps. 600 v. A.C., £3 each, carr. 7/6.

PLUGS. Standard two-way jack plug PL55 with 6ft. lead and transformer, low to high impedance, 7/6 each, plus 1/6 post. PL68 plug and switch lead assembly, 5/- each, plus 1/6 post.

DIPOLE AERIAL. Complete set suitable for 60-100 Mc/s., 27/6, carr. 4/-.

COMPRESSOR UNIT. Aircraft cabin pressurisation unit, 28 v. D.C. with automatic switches, etc., £3/10/-, post 6/-.

AR88 SPARES. Set of 14 valves and headphones and 3 pilot lamps, new, original cartons, £3/10/- each, post 2/6. Set of 14 valves only, £2/10/-, post 2/-.

Vibrator unit, 6 v., 15/-, post 4/-.

Headset only, 12/6, post 2/-.

Speaker unit, R.C.A., £3/10/- plus 5/- carr. Block condenser unit, 3x4 mfd. at 600 v., 25/- each, post 3/-.

0.01 mfd. 400 v. D.C., 4 for 12/6. Capacitor air trimmer, 2-20 pf, box of 3, 10/-.

1154 TRANSMITTER UNIT less power supplies (used), £4 each, plus 15/-.

TRANSFORMERS. 230 to 115 v., isolation 300 va., £3 each, plus 5/-.

230 v. pri., 1,850-0-1,850 at 500 ma., £5 each, plus 15/- carr. 230/115 auto 300 watts, £2, post 6/-.

230 v. pri., 24 v. at 2 amp., 22/6, post 5/-.

230/115 v. pri., 275-0-275 v. at 120 ma., 6.3 v. at 4 amp., 6.3 v. at 1 amp., 25/-, post 5/-.



WHEATSTONE BRIDGE in a beautiful oak case, centre zero galvanometer 2.5 mA., 4 stud switches, 0-10, 0-100 ohms, 0-inf., size 16x7x6in., 45/- each, 5/- post.

CONVERTERS. Type 8a, 24 v. D.C., 115 v. A.C. at 1.8 amps 400 cycles, 3-phase, £6/10/- each, post 8/-.

SCANNER UNIT. AS. 596/APQ.43. This modern piece of equipment made by a well-known American firm, normally for aircraft use, has a 30in. diameter parabolic reflector adjustable 180 deg. vertical and horizontal and is complete with standard waveguide couplings and rotary joints. Three powerful D.C. motors by Dalmotor Company, i.e. Types SC.5, SR.2 and PM.4. Three geared motors 0-6r.p.m. and 0-150 r.p.m., also Kollsman Magispl motor type TY.971C-0460. Two solenoid contactors, small compressor unit with pressure gauge 0-30 and dehydrator unit. All the above is mounted in an aluminium casting, approx. weight 120-125 lbs. 4 Relays 24 v. c/o. 24 v. 235 ohms., 4 Relays 4 p., c/o, 24 v. 235 ohms., Mechanical Counter 0-9999, 2 20K ± 0.15% Linear Potentiometer, 1,400 ohms. ± 3% Suppressors, Switches, Plugs, Sockets and assorted gears. Price £17/10/-, £2 carr. and £5 deposit for returnable container.

MODULATOR UNIT APQ.43 mounted in a pressurised container with pulse transformer network units, 7 various valves, high voltage condensers 0.001 mfd. 10,000 v. D.C., 0.5 7,500 v. working. Valves: KU25, 3B24W, 705A(3), blower motor 27 v. .17 h.p., 7,600 r.p.m. 4.6 amps, 90 c.f.m. Omite switch 150 v. 10 amps, 8 pcs. Approx. weight 80 lbs. Price £10, carr. £1.

ARN.21 or TR.9171 (Tacan Equipment), complete with valves, v25 each, carr. £1.

TRANS./REC. WIRELESS SET No. 31, complete sets with aeriels, headphones and mikes in working order. Freq. 30/40 Mc/s. 4 channel xtal-controlled, £8/10/- each. **WIRELESS SET No. 88.** 4 channel, xtal-controlled, complete with all valves and xtals and attachments, £10 each.

HIGH SPEED RELAYS H96D, 500 + 500 ohm, 12/6 each, post 2/-.

AERIAL CHANGEOVER RELAY, Londex 24 v., 17/6 each, post 2/-.

POWER UNIT P94A. 24 v. D.C. input, 13 amps, 300 v. D.C. @ 300 ma., 150 v. D.C. @ 100 ma., 12 v. @ 5 amps., complete with relay, voltage regulator and radio suppressors, £3 each, carr. 12/6d., or 12 v. input, £3/10/- each.

Complete installations can be quoted for. Please write further details. List available 6d. S.A.E. for all enquiries.

W. MILLS

3-B TRULOCK ROAD, TOTTENHAM, N.17

Phone: Tottenham 9213 & 9330

LEDEX SOLENOID DRIVEN WAFER SWITCHES



9-Bank 2-pole 8-way plus 2-Bank 4-way shorting, insulated to carry up to 10 Kv. on last two banks, operating voltage of solenoid 12-24 v. d.c. All wafers are standard size, removed from brand new equipment 32/6 ea. P.P. 2/6

RELAYS TYPE 3000

8 C.O. double wound coil 10+55 ohms, special latching type, a reverse polarity current to either coil release armature, operating voltage, 6 or 12 v. d.c., brand new stock by famous manufacturer 17/6 ea.
6 C.O. 500 ohms, new stock 10/- ea.
6 C.O. 300 ohms, new stock 10/- ea.
6 C.O. 350 ohms, new stock 10/- ea.

RELAYS TYPE 600

4 C.O. L000 ohms, new stock 7/- ea.
4 C.O. 500 ohms, new stock 7/- ea.
4 C.O. 600 ohms slugged type 7/6 ea.

RELAYS, MINIATURE

8 T.C. 4184GD, 24 v. 700 ohms, 2 C.O.
8 T.C. 4186B, 6 v. 46 ohms, 2 C.O.
8 T.C. 4184GE 48 v. 2,700 ohms 2 C.O.
8 T.C. 4186EA, 1 v. 2 ohms, 2 C.O.
All above relays 8/6 each, plus P.P. on all relays 1/-.

MINIATURE RELAY BANKS

Six miniature relays 9-12 v., 1 make per relay, contained in neat aluminium case 6 x 4 x 1 1/2 in., with six half inch spaced crystal holders, designed to switch any desired crystal by remote control. Relays and crystal holders can be easily removed for other uses if required. terrific value, only 15/6. P.P. 1/6.

D.C. TO A.C. ROTARY CONVERTERS. Input 220 v. D.C. at 1.5 amps., output 230 v. A.C. at 200 watts. The above rating is to Admiralty spec., normal motor mounting size 16 x 8 in. Weight 77 lbs. £12/10/-.

Johnson Air Spaced T/X Condensers, 500pf. ceramic insulation. 25/- P.P. 2/9.

LONDEX AERIAL C/O RELAYS

Type 7026. Price 25/- P.P. 2/-.

COMMUNICATIONS RECEIVERS

- *AR88D, as new £45. P.P. 25/-
*Hallcrafters 827 FM/AM 27.8 to 143 Mc/s. £25. P.P. 25/-
*S.T.C. B46 1.5 to 15 Mc/s., perfect order £12. P.P. 17/6
*827CA FM/AM range 120 to 220 Mc/s. per con. £45. P.P. 25/-
*R1294 AM range 500 to 3000 Mc/s in 3 bands £40. P.P. 25/-
*Rediphon Marine receiver, range 260 Kc/s to 3.5 Mc/s. £15. P.P. 20/-

BC-312 AND BC-342 RADIO RECEIVERS



Radio Receivers BC-312 and BC-342 are 1.5-18 Mc. 6 band highly sensitive and selective Superheterodyne general purpose 9 valve Communications Receivers. Both sets are exactly the same except for their Power Inputs. These Receivers are ruggedly built and are ideal for fixed or mobile installation. These sets have the following features: Antenna Alignment Control, Fast and Slow Tuning Knobs, BFO Control, AVC and MVC Control, Two RF Amplifiers for Sensitivity and three 470 kc I.F. Stages.

TECHNICAL CHARACTERISTICS:
Freq. Range: 1.5-18 Mc/s (6 bands).
Sensitivity: 4 U.V. at 1.5 Mc/s., 2 U.V. at 18 Mc/s.
Selectivity: 14 kc/s. at 20 dB down at 2 Mc/s.
Output Impedance: 250 or 4,000 OHMS.
Output Power: 8 watts.
Dimensions: 10in. H. x 18in. W. x 10in. D. Wt.: 65 lb.
BC-312 Radio Receiver, 13 v. D.C. Ex. cond.
BC-342 Radio Receiver, 115 v. A.C. 50/60 CPS, 75 watts.
BOTH RECONDITIONED AS NEW! £22 ea. P.P. 20/-.

P. F. RALFE

423 GREEN LANES, HARRINGAY, LONDON, N.4 MOUNTVIEW 6939

WW-154 FOR FURTHER DETAILS.

TEN TURN COLVERN HELIPOTS

30K ohms, brand new stocks 22/6. P.P. 1/3
OSCILLOSCOPES
Cossor Double Beam Type 1035, perfect condition, £27/10/-
Cossor Double Beam Type 1063, portable, condition new, £30.
Hartley/Ersine Double Beam Type 13a, perfect condition. £25.
Cossor Double Beam Type 339A. £12/10/-
E.M.I. Type WM3, as new. £30.
E.M.I. Type WM1, as new. £17.
P.P. on above £1.

ENGLISH ELECTRIC E.H.T. GENERATOR

0-10 kv. audio and visual indication. Other types available up to 16 kv.

UNIVERSAL WAVEMETER R502

Absorption type wavemeter by S.T.C. frequency range 100 kc/s to 48 Mc/s with nine plug-in coils. Powered by 1 1/2 volt dry cell and triode valve, complete with all calibration charts 250 micro amp meter, super slow motion dial, etc. the wavemeter coils calibration charts are contained in a neat wooden transit case, 14 x 13 x 8 in., excellent condition. £4/18/6. Carr. 7/6.

GRE FS10 AUDIO FSK TERMINAL UNITS

Completely self contained, with internal mains supply, input and output sockets, carpenter type 5A6, mark space meters, etc., in perfect working order, condition as new. Size 19 x 9 x 5 in. Price £8/10/- P.P. 15/-.

PERFORMANCE TESTER TYPE 9170

Ideal for VHF and 2-meter enthusiasts small portable instrument, comprising signal generator, RF watt meter to 30 watts, and AF output meter, frequency range 100 to 160 Mc/s., complete with all leads and plugs, internal 24 v. power supply. New, boxed instruments. Price £12/10/- P.P. 10/-.

SIGNAL GENERATORS UHF

Marconi type 782/0300-000 Mc/s. £45.
Marconi type 782 200-340 Mc/s. £45.
Marconi type TR901 8-900 Mc/s. £45.
G.R. type 804 8-830 Mc/s. £17.
G.R. type 605B 95 Kc/s. 30 Mc/s. £30.

AVO ELECTRONIC MULTIMETER TYPE OT38. Measures resistance up to 1,000 Mc/s. Ohms, power from 50 uW to 5 watts. Impedance from 15 to 8k/ohms. D.C. volts from 250 mv. to 250 v. A.C. volts from 250 mv. to 250 v. at frequencies up to 20 Mc/s. A.C. and D.C. amps from 10 uA to 10 amps. Condition as new. Price £45. P.P. 20/-.

WE HAVE IN STOCK HUNDREDS OF ELECTRONIC BARGAINS, WHY NOT PAY US A VISIT?

WIRECOMP ELECTRONICS

THE "SKYROVER" RANGE

7-transistor and 2-diode superhet - 6 waveband portable receiver, covering the full Medium Waveband (180-576 M) and Short Waveband (32-94 M) and 4 separate switched Band Spread Ranges on 13M, 16M, 19M and 25M Bands. L.F. - frequency 470 Kc/s. 5in. Ceramic Magnet P.M. Speaker. Telescopic and internal Ferrite Rod Aerial. The coil pack and tuning heart is completely factory assembled, wired and tested. Detailed and easy to follow instructions. Operates on four 1.4 v. torch batteries (U2 or equivalent).



NEW—THE "SKYROVER" Mk. III
Now supplied with redesigned cabinet, edgewise controls, black and chrome plastic casing. Size 10 x 8 1/2 x 3 1/2 in.

CAN NOW BE £8.19.6 Post 5/-
BUILT FOR H.P. Terms: 27/- dep. & 11 months at 15/9. Total H.P. Price £10/0/3.

THE "SKYROVER" DE LUXE

Tone Control Circuit is incorporated with separate Control. In a wood cabinet, size 11 1/2 x 8 1/2 x 3 1/2 in., covered in a washable material. fitted carrying handle.

CAN NOW BE £10.19.6 Post 5/-
BUILT FOR H.P. Terms: 33/- dep. & 11 months at 19/2. Total H.P. Price £12/3/10.

A simple additional circuit provides coverage of the 1100/1950M band. This conversion is suitable for both models that have already been constructed. ONLY 10/- EXTRA. Post Free.

Data for Receiver 2/6 extra. Refunded if you purchase the parcel. Four U2 batteries 3/4 extra. All components available separately.

ELIZABETHAN LZ 27

PORTABLE TAPE RECORDER

Special Bargain Offer of this very popular model—brand new, unused and fully guaranteed. Brief spec: 2 speeds — 7 1/2 and 3 1/2 i.p.s.; 2 track; 3 1/2 watt output; inputs for microphone and radio; outputs for ext. speaker and home audio amp; or monitor; built-in 7 x 4 speaker; tape position indicator; record level indicator; fast forward and rewind. Volume and tone controls also superimpose facilities. Takes 7 in. spools. For 200/250 v. A.C. mains. Attractively styled cabinet covered in blue/grey vyandite with carrying handle and detachable lid size—16 x 13 x 7 in. Complete with crystal mic., reel of tape and empty spool. Fully guaranteed. Maker's list price 27 gns. WIRECOMP'S PRICE 18 Gns. Post 10/-.



PAMPHONIC S1 SPEAKER UNIT

Cabinet type forward facing system. Fitted with 15 ohm 10in x 6. elliptical double cone speaker, will handle 7 watts. Wood cabinet size 15 x 12 x 11 in., finished in medium walnut. New, and guaranteed. List price 10 gns.

WIRECOMP'S PRICE £4.19.6 Post 7/6

PAMPHONIC 3001 INTEGRATED STEREO AMP.

New, and fully guaranteed. Spec: 7 watts, per channel. Freq. response 40 c/s to 20 kc/s; sep. inputs for crystal and magnetic pick-ups, radio and tape; 15 ohms out; sockets for tape recording; volume, bass, treble and balance controls provided. For A.C. mains, 100/250 v. In free standing housing size 13 x 10 x 4 1/2 in. Maker's list price £38/10/-.

WIRECOMP'S PRICE 23 Gns. Post 10/6

GORLER UT 340 FM/VHF TUNING HEART

Permeability tuned—covering 87 to 108 Mc/s. Designed for use with one ECC85 valve. Metal case, size 3 x 2 1/2 x 1 1/2 in. Circuit supplied.

WIRECOMP'S PRICE 19/11 Post 2/- ECC85 valve 9/- extra.

WIRECOMP'S BARGAIN STORE

48 TOTTENHAM COURT ROAD, LONDON, W.1. Thousands of bargains - Stocks constantly changing - rock bottom prices. Open all day Saturday.

THE 'REALISTIC 7'

The famous 7-transistor home construction receiver - still available. Full medium and long waveband coverage 4in. speaker, etc MAY BE BUILT FOR £5.19.6 Post 4/6 Battery 3/9.



De luxe version with wood cabinet full vision dial only £1 extra. All parts available separately. Data and instructions 2/6, refunded if you purchase parcel.

INTERNATIONAL TAPE

Finest Quality American brand—fully guaranteed
3in. Message tape, 150ft. 3/6
3in. Message tape, 225ft. 4/11
3in. Message tape, 300ft. 7/6
3in. Triple play, 600ft. Mylar base 15/-
4in. Triple play, 900ft. Acetate base 17/6
5in. Double play, 1,200ft. Mylar base 15/-
5in. Long play, 900ft. Acetate base 10/-
5in. Standard play, 600ft. P.V.C. base 8/6
5in. Triple play, 1,800ft. Mylar base 35/-
5in. Double play, 1,800ft. Mylar base 28/6
5in. Triple play, 1,200ft. Acetate base 12/6
5in. Standard play, 800ft. P.V.C. base 11/6
5in. Triple play, 2,400ft. Mylar base 45/-
5in. Standard play, 1,200ft. Acetate base 10/-
7in. Standard play, 1,800ft. Mylar base 18/6
7in. Long play, 1,500ft. Mylar base 19/6
7in. Double play, 2,400ft. Mylar base 25/6
7in. Long play, 1,800ft. Acetate base 15/-
7in. Triple play, 3,600ft. Mylar base 58/6
Post 1/- extra per reel: 4 reels and over Post Free.

323 EDGWARE ROAD, LONDON, W.2. AMBassador 7115 378 HARROW ROAD, LONDON, W.9. CUNningham 9530

All branches open all day Saturday.

Early Closing Thursday.

Mail Orders to the above address for prompt service.

WW-155 FOR FURTHER DETAILS.

OHM-METER
Nashton

Type V 16. A.C. mains operation 200 to 250 v. 50 c/s. 10 ohms to 1 Megohm (4 ranges) and 1 Meg. to 10,000 Megs. (4 ranges). Weston 4in. mirror scale meter. Uses 4 cathode-follower valves fed from stabilised H.T. line. With circuit, etc. A quality instrument at a fraction of original price. **BRAND NEW £8/19/6.** P. & P. 5/6. Details on request.



PORTABLE RECEIVER TESTER
MARCONI INSTRUMENTS TF-888/3

This instrument combines the functions of a wide range signal generator and output meter. Continuous frequency coverage of 70 Kc/s to 70 Mc/s in 8 wavebands by means of a rotating coil turret. Output impedance 80 or 52 ohms or high level (500 mV) 40Ω Int. Mod. at 1,000 c/s. Two crystal checks at 500 Kc/s and 5 Mc/s. Panel meter monitors carrier and also functions as output meter full scale 10 mV., 100mV. and 1w. Input impedances 3, 33, 150 and 600Ω. Handsome grey case, size 15½ x 7½ x 11½ high. Wt. 17½ lbs. Operates from A.C. mains 100 to 250 volts. As new, tested and guaranteed. **£39/10/-.** Carr. 10/-.

TRANSISTORISED D.C. SUPPLY UNIT

Type VP II. Famous make. Bench type in handsome case 15 x 10 x 10in. Weight 18 lbs. Mains operation 200 to 250 volts 40-60 c/s. Output voltage continuously variable from 3 to 15 volts at 1 amp. (max.). Output impedance 0.01 ohms. A 10% supply variation produces less than 0.1% variation in output. Both voltage and current are independently metered. Electronic cut-out with front panel reset. **ABSOLUTELY BRAND NEW** with handbook. **£21.** Carr. 7/6.

MICROAMMETERS

R.C.A. 0-500 microamps, 2½in. circular flush panel mounting. Dials are engraved 0-15, 0-600 volts. As used in the American version of the No. 19 set. 15/- P. & P. 1/6.

AR-88 SPARES

R.C.A. Headphones 12/6
Escutcheons (Windows) 8/6
Knobs. Medium size. Set of 8. 10/-
Block Condenser (3 x 4 mfd.) 12/6

HEAVY DUTY TRANSFORMER

Input 220 volts to 250 volts at 50 cycles, tapped every 5 volts. Secondary, 50 volts at 15 amps. Very conservatively rated. Size 7½ x 5½ x 7in. Wt. 28lb. Brand new. **£5/19/6.** Carr. 7/6.

GENERAL RADIO LR2 HETERODYNE FREQUENCY & CALIBRATOR EQUIPMENT. **£75**
BRAND NEW.

TS-175 HETERODYNE FREQUENCY METER

A high frequency version of the well-known BC-221. Accuracy 0.05%. Frequency range 80 to 1,000 Mc/s. As new condition with original calibration book. Tested and guaranteed. **£75.**

BC221 FREQUENCY METER
125 Kc/s. to 20 Mc/s.

This crystal controlled heterodyne frequency meter is too well-known to need further description. Those we offer are complete with correct individual calibration book and are carefully tested and guaranteed. New condition. **£25**
Carr. 10/-.

Laboratory Standard

AR-88D RECEIVERS

We have a number of "D" and "LF" receivers in stock for personal shoppers only. Prices are from £30 and vary according to condition, whether fitted with "S" meter, etc. All are in sound working order.

WIRELESS SET No. 76

A compact CW only crystal controlled transmitter. Consists of a Pierce crystal oscillator (807) and a Power Amplifier (807). Both are cathode keyed by means of a relay. Six switched crystal channels are available in the frequency range of 2 to 12 Mc/s. (Crystals not included.) Aerial current is indicated on a panel meter and two spare valves are supplied. Operates from 12 v. car battery via internal rotary transformer. RF output 9 watts. Contained in steel case 12 x 12 x 8in. Weight 30 lbs. Ideal for 80 or 40 metres or cheap enough for breakdown. Good condition and working order. Circuit included. **£3/10/-.** Carr. 10/-.

SIGNAL GENERATOR CT-218 (FM/AM)

MARCONI TF 937. Covers 85 Kc/s to 30 Mc/s in 8 switched ranges. Effective length of film scale is 50 ft. Output level variable in 1 dB steps from 1μV to 100 mV (75Ω). Also 1V Outputs down to 0.1μV from an outlet at 7.5Ω. Int. mod. at 400 c/s, 1 Kc/s, 1.6 Kc/s and 3 Kc/s. FM at frequencies above 394 Kc/s. Variable mod. depth and deviation. Crystal calibrator 200 Kc/s and 2 Mc/s. Monitor speaker for beat detection. Fully metered, blower cooled, Plancmatic. A.C. mains 100 to 150 and 200 to 250 volts, 45 to 100 c/s. 17 x 20½ x 17in. Weight 117 lbs. Fully tested and guaranteed. Under 10% of original price. **£65.** Carr. 50/-.

TELEVISION SWEEP GENERATOR

MARCONI TF 1104/1

V.H.F. alignment oscilloscope for TV, V.H.F., IF and VF response. Crystal controlled or variable oscillator markers. Sweep width up to 10 Mc/s. Can be used as normal oscilloscope. With handbook. Details on request. **ABSOLUTELY BRAND NEW. £75.**



V.H.F. SIGNAL GENERATOR

MARCONI TF-891A/1A. Covers 10 to 300 Mc/s in 4 wavebands. A.M. only. Internal Mod., Sine or Square at 400, 1,000 and 5,000 c.p.s. Ext. Pulse Mod. Attenuated output or force output. **BRAND NEW**, of recent manufacture. **£95.**

MAGNETIC COUNTERS (Ex-G.P.O.). 4 figures to 9,999. Coils 500Ω for 24 v. operation. Tested (no reset). 5/- each. P. & P. 1/6. **SPECIAL OFFER. 10 for 30/-.** P. & P. 5/-.

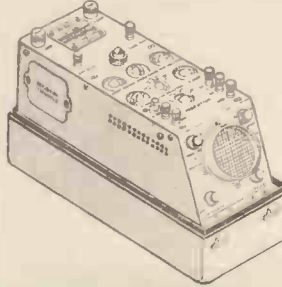
RELAYS G.E.C. MINIATURE SEALED

M-1099. 670Ω 2M H/D Wire Ends 7/6
M-1052. 5,000Ω 2/CO. Plat. Wire Ends 10/-
M-1092. 670Ω 4/CO. Plat. Wire Ends 12/6
ALL BRAND NEW AND BOXED. Please add postage.

MINIATURE RELAYS. 240 v. A.C. coils. Contact assembly 2 "makes" and 1 C.O. 5 amps. Size 2 x 1½ x 1in. Unused and removed from brand new equipment. 8/6 post paid.

HICKOCK OSCILLOSCOPE OS-8B/U

A high grade general purpose instrument made to exacting U.S.A. Navy specification. Detachable cover with carrying handle. Compact (13½ x 6 x 8½in.), weight 17 lbs. Green trace 3in. tube. Bandwidth "Y" amplifier D.C. to 2 Mc/s (D.C. coupled). Sensitivity 40 mV/cm. "X" amp. can be used separately, similar spec. to "Y" amp. Leads are housed in case. For A.C. mains 105 to 125 v., 50 to 1,000 c/s. **BRAND NEW**, tested and guaranteed. **£25.** Carr. 10/-.
Auto transformer 15/6 extra.



CHARLES BRITAIN (Radio) LTD.

11 UPPER SAINT MARTIN'S LANE LONDON, W.C.2. **TEMPLE Bar 0545**

Near Leicester Sq. Station. (Opposite Thorn House)
Shop hours: 9-6 p.m. (9-1 p.m. Thursdays). Open all day Saturday.



LOW CAPACITANCE BRIDGE
MARCONI TF 1342. Range 0.002 pF to 1,111 pF. Accuracy 0.2%. Three terminal transformer ratio arm bridge allows "in situ" measurements. Internal oscillator frequency 1,000 c/s. 12 x 17 x 8½in. Weight 15½ lbs. A.C. mains 200 to 250 and 100 to 150 v. 40-100 c/s. With leads and handbook. **ABSOLUTELY BRAND NEW. £45.**

PHASE MONITOR ME-63/U (AN/URM-67)

Designed to measure directly the phase angle between two applied audio frequency signals of from 20 to 20,000 c.p.s. ±1°. Direct indication on a panel meter. Input can be sinusoidal or non-sinusoidal from 2 to 30 volts peak. Of recent manufacture (1957) by Control Electronics Inc. and ex-U.S.A. Air Force. In first class condition with handbook. A complex instrument with 19 valves. **£40.** Carr. 30/-.

MOVING COIL PHONES. Finest quality Canadian with chamois ear-muffs and leather-covered headband. With lead and jack plug. Noise excluding and supremely comfortable. 22/6. Post 1/6. As above but complete with moving coil microphones. 25/- Post 2/6. DLR-5 Low impedance headphones with attached throat microphone. 12/6. Post 1/6. All these items **BRAND NEW.**

T.C.C. VISCONAL CONDENSERS. 8 mfd. 800 v. D.C. wkg. at 71°C. CP 152 v. Size 3 x 1½ x 5in. high. **BRAND NEW (boxed), 8/6 each.** **DUBILIER NITROGEN.** 8 mfd. 350 v. D.C. wkg. at 71°C. Size 1½ x 1½ x 4½in. high. With fixing clips. **BRAND NEW (boxed) 5/- each.** **T.C.C. or DUBILIER.** 4 mfd. 600 v. wkg. CP 130T or similar. 1½ x 1½ x 4½in. high. **BRAND NEW (boxed), 4/6 each.** All post paid.

ASSORTED CAPACITORS. Mixed parcel of 100 all brand new, marked value quality types. Silver mica, ceramic and feed through from 1 pF to 3,000 pF. 10/-.

STANDARD TRANSFORMERS

Vacuum impregnated, interleaved, E.S. screen, universal mounting. Size 4 x 3½ x 2½in. **ALL BRAND NEW. 21/- each.** Post 2/6.
Type 1. 250-0-250 v. 80 m/a. 6.3 v. 3 a. tapped at 4 v. 4 a. 6.3 v. 1 a. tapped at 4 v. and 5 v. 2 a.
Type 2. As above but 350-0-350 v. 80 m/a.
Type 3. 30 v. 2 a., tapped at 12, 15, 20 and 24 v. to give 3-4-5-6-8-9-10 v., etc.
Type 5. 0-6-9-15 v. 4 a. Ideal for chargers.

SILICON RECTIFIER. 800 P.I.V. The Modern Marvel. ½in. x ½in. Can be used to replace T.V. rectifiers up to 500 mA. (40Ω ballast resistor). 7/-.

OSCILLOSCOPE TRANSFORMER
These are replacements for the Cossor 339A 'scope. **BRAND NEW** in original packing. 79/6. P. & P. 5/6.

SANGAMO WESTON VOLTMETERS
S61. Dual range 0.5 and 0-100 v. D.C. FSD 1 m/A. 3in. scale. Recent manufacture. Ideal for schools. Complete in super quality canvas carrying case, with test prods and leads. **BRAND NEW. Boxed 32/6.** Post 2/6.



THE LINEAR 'SUPER 30' HIGH FIDELITY PUBLIC ADDRESS AMPLIFIER

TECHNICAL DETAILS:

SENSITIVITY FOR 30 WATTS

Gram.—50 millivolts.
Mic. 1. 5 millivolts.
Mic. 2. 150 Microvolts.

FREQUENCY RESPONSE

± 2 dB 30 c.p.s.—20,000 c.p.s.

BASS CONTROL

+ 15 dB to - 15 dB at 50 c.p.s.

TREBLE CONTROL

+ 12 dB to - 12 dB at 10 Kcs.

HUM AND NOISE

- 60 dB

HARMONIC DISTORTION

0.5% for 30 watts.

VALVES

Mullard ECC83, ECC83, ECC83,
EL34, EL34, GZ34.

NEGATIVE FEEDBACK

20 dB

DAMPING FACTOR

12



RETAIL PRICE **33 Gns.**

Send S.A.E. for leaflet.

For operation on standard 200-250 v. 50 c.p.s. A.C. mains. 110/120 v. models available for export.

Trade and export enquiries invited.

LINEAR PRODUCTS LTD.
ELECTRON WORKS, ARMLEY, LEEDS.

A HIGHLY EFFICIENT 30 WATT GENERAL PURPOSE PUBLIC ADDRESS UNIT

With input mixing facilities and outputs for 3-7.5-15 and 330 ohms (100 volt line).

A special feature of the SUPER 30 is its high degree of stability, ensuring that the longest output leads can be used without fear of the usual troubles associated with instability.

Three high sensitivity standard Jack inputs with provision for high and low impedance microphones.

WW-156 FOR FURTHER DETAILS.

TELEPRINTERS - PERFORATORS REPERFORATORS - TAPEREADERS EDITING & REPRODUCING SETS

Codes: Int. No. 2, Mercury/Pegasus, Elliot 803, Binary and special purpose Codes.

2-5-6-7-8 TRACK AND MULTIWIRE EQUIPMENT

TELEGRAPH, AUTOMATION AND COMPUTER PERIPHERAL ACCESSORIES

Picture Telegraph, Desk-Fax, Morse Equipment; Pen Recorder, Switchboards; Convertors and Stabilised Rectifiers; Tape Holders, Pullers and Rewinders; Governed, Synchronous and Phonic Motors; Teleprinter Tables and Cabinets; Silence Covers; Distortion and Relay Testers; Send/Receive Low and High Pass Filters; Teleprinter, Morse, Teletype Paper, Tape and Ribbons; Polarised and specialised relays and Bases; Terminals V.F. and F.M. Equipment; Telephone Carriers and Repeaters; Multiplex Transmitters; Diversity Frequency Shift, Keying Equipment; Line, Mains Transformers and Suppressors; Racks and Consoles; Plugs, Sockets, Key Push Miniature and other Switches; Cords Wires Cables and Switchboard Accessories; Teleprinter Tools; Stroboscopes and Electronic Forks; Cold Cathode Matrices; Test Equipment; Oscilloscopes; Miscellaneous Accessories and Spares.

W. BATEY & COMPANY

Gaiety Works, Akeman Street, Tring, Herts.

Tel.: Tring 3476 (3 Lines) Cables: RAHNO TRING

WW-157 FOR FURTHER DETAILS

Telescope Aerial Masts. Tubular Steel Copperised spray finish ring cam locking on each section provides for full or any height required. Suitable all fixings and base locations. Bottom section 1 1/2 in. dia. 20ft. (4 sections). Closed 5ft. 9in. Weight 16lb. 55/-, carr. 6/- 34ft. (6 sections), closed 6ft. 6in. Weight 20lb. 75/-, carr. 6/-.

Auto Transformers 3 KVA. 110/250 v. mounted in steel case with external hand voltage regulator. American surplus. Brand New £12/10/-, carr. 15/-.

Siemens High Speed Relays. 50 ohm + 50 ohm type H06B 10/6 ea.; 500 ohm + 500 ohm type H96D 10/6 ea.; 1,700 ohm type H96D 14/6 ea.

Siemens Miniature Relays. Size 1 1/4 x 1 x 1/2 in. Res. 700 ohm consumption 18mA on 12 volts. 2 pole 2 way contacts, contact rating up to 2 amps., 100 v. 30 watts max., 6/- ea. Heavy Duty Type 250 ohms 12-24 v. operation 48mA on 12 v. contacts at 10 amps. max. 7/6 ea. Headphones Moving Coll. Finest quality with Ear Muffs for noise excluding. 12/6 ea. wired with moving coil mike, 17/6 ea. Type DER5 bal. armature, 9/6.

Blower Motors. Ideal for car heaters, etc. Ex R.A.F. equipment, 12-24 volt, D.C., 39/6. also small type high speed will work from 44-6-12 volt supply, 14/6 ea.

Small Geared Motors. Final speed 80 r.p.m. Working voltage 6-12 v. Overall size 4 x 2 x 2 in. 15/-, carr. 2/-.

Pressure Gauge. 2 in. round Brass case 0-160lb. 9/6 ea.

Tannoy Loud Speakers. 3 watt output. Enclosed in strong wooded case, with steel protection, 27/6 ea.

Carbon Hand Mike, with replaceable insert, 7/6 ea.

Miniature Plugs and Sockets. Jones type, 8 Way, 3/6 pr. 12 Way, 4/6 pr.

Transmitter. Type BC 626 part of TR S.O.R. 522 Range 100-156 Mc/s. complete with all valves par 832, 21/-, carr. 3/-.

Field Telephones. American type E.E.S. complete in leather carrying case. £3/10/-, pr. post 5/-.

Block Condensers 8mfid. 600 volt D.C. Spague American, 5/6 ea. Post 1/-.

R.220 Receiver Cavity Filter brand new, heavily silvered for low loss, Tunable over the receiver range. 35/-, carr. 2/6.

AR88 Receiver Brand New AR88D Complete with Headphones spare valves £65. carr. U.K. £2.

Aerial Change-over Relay. D.P.C.O. Heavy silver contacts, American Munt. 12/6 ea.

Post Office Relays. 5000 pers. 2C0; 2M; Coil Slugged 140 ohm 2C0; 2M; 1,000 ohms 2C0; Coil Slugged 500 ohm. all at 6/- ea. P. & P. 1/-.

Carpenter's Type Relay 5HM52. 160 T. at 1.2 ohm; 3,000 T. at 150 ohms; 3,000 T. at 250 ohm. complete with securing springs and plug in base. 15/- ea. P. & P. 1/-.

G.E.C. type M1095 2M; 2B; 670 ohm, 7/6 ea.

Signal Generator. Type 106 covers 5.5-55 Megs. complete in carrying case. Munt. Salford Insts. 25/-, Carr. 30/-.

Liner Actuator. Max. load 100 lb., 24 or 12 volts D.C. operation, reversing motor operate stainless steel pushrod through a built-in gearbox, travel up to 3in. £4/10/-, carr. 3/6.

Morse Key Assembly. Key with base, cover and terminals, complete with leads, 6/11.

Test Meter. 3 1/2 in. x 3 1/2 in. x 2 1/2 in. D.C. M.C. Ranges 0-500 ohms, 0-60 mA., 0-3 v., 0-1.5 volts. Ranges can be extended by additional resistance. 12/6 ea., carr. 1/6.

Desk Telephones. G.P.O. type, brand new in original cartons. 27/6, carr. 2/6.

38 Sets 6-9 Megs. Walkie-Talkie sets complete as supplied to Forces. 21/-, carr. 3/-.

Thermostats. G.M. type Teddington 110-190° Far. 230 volts, current rating 9 amps., complete with capillary tube. New and boxed. 30/-, carr. 3/-.

5 CFI Cathode Ray Tube. New and boxed, 25/-, carr. 3/6. 807 Valves 6/6. 832A valves 25/-, carr. 2/6. 5R4WGY. Valves 12/6 ea., post 1/6. 6X4WA. 5/- ea. S.A.E enquiries Terms: O.W.O.

B. S. RADIO AND ELECTRICAL STORE

108 CHESTER STREET, BIRKENHEAD, CHESHIRE

LASKY'S RADIO

London's Largest Stocks of Audio THE HOME OF HI-FIDELITY

COMPLETE MONO/STEREO SYSTEMS TO YOUR SPECIFICATION AT LASKY'S SUPER PRIVILEGE PARCEL PRICES.

DEMONSTRATION STUDIOS

VISIT OUR NEWEST BRANCH NOW OPEN AT:
42 TOTTENHAM COURT ROAD, LONDON, W.1.

Tel: LANgham 2573



This branch is devoted exclusively to quality High Fidelity equipment—Tape recorders, Record Reproducers, Radios, Tuners, etc. Custom built installations provide balanced comparisons of the best in Hi-Fi in ideal surroundings. Open all day Thursday, early closing Saturday.

Visit our other spacious showrooms at 33 Tottenham Court Road, 207 Edgware Road or 162-3 Fleet Street, whichever is most convenient. In our Demonstration Studios you can see, examine, hear and compare the very latest products in the realm of high-fidelity reproduction by all the well-known makers including:

- | | | | |
|-------------|----------|-------------|------------|
| AKAI | G.E.C. | LOWTHER | SOUND |
| ARMSTRONG | GOLDRING | LUSTRAPHONE | STELLA |
| BRENNELL | GOODMANS | ORTOPHON | STUZZI |
| CEAPHAN | GRUNDIG | PAMPHONIC | TANZBERG |
| COLLARO | HARTING | PHILIPS | TANNOY |
| CONNOISSEUR | H.M.V. | QUAD | TELEFUNKEN |
| COSSOR | JASON | RADFORD | THORENS |
| DULCI | KOERTING | RESLO | TRUVOX |
| E.A.R. | LEAK | REVOX | VORTEXION |
| ELIZABETHAN | LENCO | ROGERS | W.B. |
| FERROGRAPH | LINEAR | SIMON | WEARITE |
| FI-CHORD | LORENZ | S.M.E. | WHARFEDALE |
| GARRARD | | | |

If you cannot pay, a visit please send us details of your choice of equipment and we shall be pleased to quote. See Complete Systems. "Purchase tax-free Plan" for overseas visitors. H.P. Terms available.

RECORD PLAYERS

4-SPEED AUTO-CHANGERS



B.S.R. AUTOCHANGERS AT LOWEST EVER PRICES!

All brand new and fully guaranteed—complete with cartridge and stylus.

UA14 4-speed mains model	£4 9 6
UA16 4-speed mains model	£4 19 6
UA16 9v battery model	£5 19 6
UA20 4-speed mains model	£5 19 6
Add 5/- Post on each.	

GARRARD

Auto-Slim Mono	£6 10 0	3600LM with stereo cartridge	£9 19 6
Auto-Slim Stereo	£7 10 0	SP26 less cartridge	£12 11 2
Auto-Slim Mono Plug-in Head	£7 7 0	AT60 with GP31	£13 14 1
Auto-Slim De Luxe Mono AT6	£9 19 6	A70 less cartridge	£22 11 1
Auto-Slim De Luxe Stereo AT6	£10 19 6	A50 less cartridge	£9 14 6
AT5P, Mono	£10 8 2	A1000 with G08 cartridge	£8 10 0
AT5P, Stereo	£11 5 11	A2000 with G08 cartridge	£9 8 8
Postage on all above 5/-.			

TRANSCRIPTION MOTORS

GARRARD 4HF, ster. or mon.	£16 19 6	LENCO GL58	£17 1 9
GARRARD 401	£32 10 0	LENCO G88	£18 18 5
GARRARD Lab. 80 Mono	£28 17 8	LENCO GL70	£27 9 4
GARRARD Lab. 80, Stereo	£29 15 5	THORENS 185	£35 8 4
GARRARD 301 (Strobe)	£25 6 4	THORENS TD124	£38 7 4
GARRARD Lab. A Mono/Ster.	£14 19 6	SINGLE PLAYERS	
GARRARD Lab A on plinth	£15 19 6	Auto start and stop. With pick-up and crystal cartridge.	
PHILIPS AC1016	£12 12 0	GARRARD SRP10 latest model single player with G.C.S.	£5 11 9
BRAUN PCAL Stereo	£12 9 6	COLLARO JUNIOR 4-speed motor and pick-up	£3 9 6
CONNOISSEUR		6 volt battery version, 4-speed with pick-up	£3 9 6
Craftsman II	£27 2 11		
Craftsman III	£22 19 6		
Model B	£25 4 0		

All other current models available. Postage on all above 5/- extra.

GREENGOAT RECORD PLAYER

45 r.p.m. 6 v. Battery operated. Complete with pick-up and fitted with crystal cartridge. Size only 7 1/2 x 8 1/2. Fitted with auto. stop and start. New and perfect. **49/6** Post 2/6.

NOW IN STOCK—2 speed model for 33 1/2 and 45 r.p.m. (As illustrated) **59/6** Post 2/6.



COMPLETE SYSTEMS

A Lasky's "Privilege Parcel" allows you to purchase the complete Audio System of your choice at a worth-while cash saving. We shall be pleased to quote our "Privilege Parcel" Prices for any selection of equipment of your own choice. Send us details of your requirements. H.P. Terms can be arranged on Privilege Parcels.

CUSTOM BUILT HI-FI FURNITURE

Choose from our extensive range of equipment cabinets and speaker enclosures by Record Housing, Fisher, G.K.D., Design Furniture, etc. A full range is in stock to suit all types of equipment, furnishing styles, etc. Complete installations can be supplied to your choice, and our expert staff will be pleased to advise you.

See and hear the wonderful "Group 4" system. Cabinet by Record Housing shown right.



Shown left— "Clearview" cabinet suitable for most types of motor/tunable units



ARMSTRONG EQUIPMENT

All the latest models in stock—H.P. Terms available.

A.F.208	£21 4 0	T.4.e	£17 19 0
Model 227M	£36 15 0	T.4.b	£20 8 0
Model 228	£28 15 0	127M	£26 10 0
Stereo 55	£29 18 0	127	£27 10 0
Model 227	£52 15 0	S.T.3. Mk. II	£25 12 0
Model 226	£61 0 0	A.20 Stereo Amp.	£23 12 6
Model 222 Amplifier	£27 10 0	P.C.U. 25 Stereo Pre-amp	£21 0 0
Model 224	£22 10 0	Optional cases	£3 10 0
Model 221	£33 15 0	Stereo Multiplex Decoder	£14 10 0

JASON EQUIPMENT

High quality home construction units for the discerning Hi-Fi enthusiast. We stock the complete range of component parts.



FM & AM/FM TUNERS

FMT1.	Can be built for	£6 15 0	Post 2/6 extra.
FMT2.	Can be built for	£10 12 0	Post 4/- extra.
FMT3.	Can be built for	£10 12 6	Post 2/6 extra.
Mercury II.	Can be built for	£15 10 0	Post 4/- extra.
JTV2.	Can be built for	£22 1 0	Post 4/- extra.
JTL Stereo Tape Link, complete kit.			

SPEAKERS

BAKERS SELHURST GUITAR SPEAKERS

Now available from stock— Group 25—12in. heavy duty 25 watts output—frequency range 20/10,000 c.p.s. 15Ω impedance. Cast metal frame. LASKY'S PRICE £5/5/-.

Group 35—12in. heavy duty 35 watts output—frequency range 20/10,000 c.p.s. 15Ω impedance. Cast metal frame. LASKY'S PRICE £8/18/6.

Group 50—15in. heavy duty 50 watts output—frequency range 20/10,000 c.p.s. 15Ω impedance. Cast metal frame. LASKY'S PRICE £18/18/-.

MICROPHONES

ALWA DAIS. Dynamic stick microphone with Base (Illustrated). Available with 50 KΩ, 600Ω, or 35Ω impedance. Frequency 50-15,000 c/s. Sensitivity: 75 dB (600Ω) and 35Ω—55 dB (50KΩ) Non directional. Beautifully finished in satin chrome and matt black. Complete with removable table stand and lead. LASKY'S PRICE £8/6/- Post 2/6.



LAFAYETTE PA-400—Uni-Directional Dynamic Microphone. Superbly made and finished. Dual impedance 600Ω/50KΩ Frequency range 50-15,000 c/s. Diecast body with adjustable elbow. Satin chrome and matt black finish. Complete with lead. LASKY'S PRICE 11 gns. Post 2/6.

BM-3. High impedance crystal stick microphone with removable base and muting switch. Finished in black enamel and chrome. Complete with lead, neck harness and stand adaptor LASKY'S PRICE 37/6. Post 2/6. Heavy matching table base, 12/6. Post 2/6.

DM-304. Dual impedance dynamic microphone with on/off switch. Satin chrome finish. Complete with lead. LASKY'S PRICE 89/6. Post 2/6.

DX-29. High impedance dynamic microphone. Die cast metal pencil body. Complete with stand and lead. LASKY'S PRICE 59/6. Post 2/6.

DX-62. High impedance dynamic microphone with on/off switch. Chrome/enamel finish. Complete with lead. LASKY'S PRICE 79/8. Post 2/6.

ACOS CRYSTAL. Type MIC 39/1. Stick type. Complete with cable. List £5/5/- LASKY'S PRICE 32/6. Post free.

DF-1. Miniature dynamic stick. Size only 3 1/2 in. long x 1/2 in. Two-tone enamel finish. Complete with lead and clip-on stand. LASKY'S PRICE 52/6. Post 2/6.

DM-13. High impedance dynamic microphone. Directional. With on/off switch. Satin chrome finish. Complete with lead. LASKY'S PRICE £5/5/- Post 2/6.

LASKY'S RADIO FOR FINEST VALUE and COURTEOUS SERVICE

WW-158 FOR FURTHER DETAILS.

LASKY'S RADIO

For the Finest Value and TRANSISTOR RECEIVERS

THE WIDEST RANGE AVAILABLE TODAY FOR HOME CONSTRUCTION OR READY BUILT TO HIGHEST STANDARDS


We consider our Construction Parcels to be the finest value available on the home construction market. If on receipt you feel not competent to build the set, you may return it as received within 7 days, when the sum paid will be refunded less postage.

TRANSISTOR PORTABLES

THE SKYROVER AND SKYROVER DE LUXE

GENERAL SPECIFICATION
7 transistor plus 2 diode superhet, 6 waveband portable receiver.

The SKYROVER and SKYROVER DE LUXE cover the full Medium Waveband and Short Waveband 31-49M, and also 4 separate switched band-spread ranges, 12M., 16M., 19M., and 26M., with Band Spread Tuning for accurate Station Selection. The coil pack, and tuning heart is completely factory assembled, wired and tested. The remaining assembly can be completed in under three hours from our easy to follow, stage by stage instructions. Superhet, 470 Kc/s. All Mullard Transistors and Diode. Uses 4 U2 batteries. 6m. Ceramic Magnet P.M. Speaker. Easy to read Dial Scale, 500 MW Output. Telescopic Aerial and Ferrite Rod Aerial.



NEW! SKYROVER MK. III (Illustrated) Now supplied with redesigned plastic cabinet, finished in black and grey with chrome trim, edgewise controls. Controls: Waveband Selector. Volume Control with on/off switch, Tuning Control. In plastic cabinet, size 10x6½x3½in. with metal trim and carrying handle.

Can now be built for **£8.19.6** Post 5/- extra. H.P. Terms: 27/- deposit and 11 monthly payments of 15/9. Total H.P.P. £10/-/3.

The SKYROVER De Luxe Tone Circuit is incorporated, with separate Tone Control in addition to Volume Control. Tuning Control and Waveband Selector. In a wood cabinet, size 11¼x8¼x3in., covered with a washable material, with plastic trim and carrying handle. Also car aerial socket fitted.

Can now be built for **£10.19.6** Post 5/- extra. H.P. Terms: 33/- deposit and 11 monthly payments of 10/2. Total H.P.P. £12/3/10

Data for each receiver: 2/6 extra. Refunded if you purchase the parcel. Four U2 batteries 3/4 extra. All components available separately.

***LONG WAVEBAND COVERAGE IS NOW AVAILABLE FOR THE SKYROVER & SKYROVER DE LUXE** A simple additional circuit provides coverage of the 1100/1950M band (including 1500M. Light programme). This is in addition to all existing Medium and Short wavebands. All necessary components with construction data. Only 10/- extra. Post Free. This conversion is suitable for Skyrover and Skyrover De Luxe receivers already constructed.

THE 'REALISTIC' SEVEN

Fully tunable over long and medium wavebands. Uses 7 Mullard Transistors, plus Diode OA70. STAR features: ★ 7 Transistor Superhet. ★ 350 Milliwatt output 4in. high flux speaker. ★ All components mounted on a single printed circuit board, size 5¼x5¼in. in one complete assembly. ★ Plastic cabinet, with carrying handle, size 7x10x3½in. in blue grey. ★ Easy to read dial. ★ External socket for car aerial. ★ I.F.-frequency 470 Kc/s. ★ Ferrite rod internal aerial. ★ Operates from PP9 or similar battery. ★ Full comprehensive data supplied with each receiver. ★ All coils and I.F.s, etc., fully wound ready for immediate assembly. An outstanding Receiver.



Can be built for **£5.19.6** Post 4/6.

REALISTIC SEVEN De Luxe Same specification as standard model—PLUS A SUPERIOR WOOD CABINET covered in washable material, with chrome trim and carrying handle. Also full vision circular dial. ONLY £1 EXTRA. Both models: Battery 3/9 extra (All components available separately). Data and instructions separately 2/6, refunded if you purchase parcel.

SINCLAIR SUPER MINIATURES

THE MICRO-6 Self-contained pocket radio size only 1½in. x 1½in. x ½in. Truly amazing performance. Complete with earphone. Mercury cell 1/11 extra (2 required) All parts sold separately. **CAN BE BUILT FOR 59/6**

THE SLIMLINE 2-transistor pocket radio size only 2½x1½x1¼in. Micro alloy transistorised and printed circuit. All components available separately. **CAN BE BUILT FOR 49/6**

THE NEW X20 20 watts P.W.M. amplifier and pre-amplifier, built on single printed circuit size 8¼x3¼in.—weight only 4½ ozs. built Imp. **£7.19.6** sens. 1 mV. for 20 watts out. Output imp. 7.5 and 15 ohms. **AVAILABLE READY BUILT AND TESTED 29/19/6.** 3 pots. for vol., base and treble, 7/6 the 3 extra. Mains power pack, if required 24/19/6.

THE X10 10 watt power amplifier fitted with integrated pre-amplifier. Requires only 1 mV. for an output of 10 watts undistorted. Size only 6x3x½in. **£5.19.6** Weight 5 oz. Circuit uses 7 M.A.T.s and 4 RF power transistors. **AVAILABLE READY BUILT, TESTED AND GUARANTEED, 26/19/6 POST FREE.** 3 pots. for vol., Base and Treble, 7/6 the 3 extra. Mains power pack, if required 54/-.

MINIATURE EARPIECES

For Transistor Radios. CR.5 Crystal high imp. 5/- MR.4 Magnetic low imp. 6/6 Post free.

THE HARROW POWER PACK

Battery eliminator for portable radios, etc. Converts your battery radio to A.C. mains. Replaces 4½ v., 6 v. and 9 v. bats. Size only 3in. x 2in. x 2½in. **LASKY'S PRICE 29/6** Post State Voltage required when ordering.

READY BUILT BARGAINS

TRANSISTOR POCKET RADIOS

Ideal Gifts all supplied complete with personal earpiece, battery and carrying case. Fully guaranteed—ready to use. **POST FREE.** In attractive plastic case. Size only

BOY'S 2 TRANSISTOR 4in. x 2½in. x 1in. Fitted 2in. speaker. Socket for personal earpiece. **LASKY'S PRICE 39/6** Uses PP3 battery. Tunable over full medium waveband.

BOY'S 4 TRANSISTOR MODEL **LASKY'S PRICE 45/-**

6 TRANSISTOR MODEL

Fully built in plastic case, 4in. x 2½in. x 1in. with 2in. speaker. Uses single PP3 type battery. Tunable over full medium waveband. **LASKY'S PRICE 59/6**

2 Waveband (Long and Medium) Model Size 5 x 3¼ x 1¼in. Cream/black plastic case. Incl. earpiece & carrying case. **LASKY'S PRICE 89/6**

THE LATEST "KUBA" IMPORTED AM/FM STEREO RADIOGRAM CHASSIS

Long, medium and short waveband coverage, plus V.H.F./F.M. Plano key wavechange. Separate fly-wheel tuning on A.M. and F.M. Bass, treble and balance controls. Magic-eye tuning indicator. Ferrite rod aerial. The very latest printed circuitry. Provision for multiplex. 5 valves: line-up: ECC86, ECH801, ECC83, ELL80, EAP801. Full vision tuning scale size 21 x 6in. Overall dimensions 21 x 6¼ x 8in. Made to the very highest standards. **LASKY'S PRICE 29½ GNS.** Carriage Free. output. 5 watts per channel.



GOODMANS OF ENGLAND CROSSOVER UNITS

X0/750 HALF SECTION CROSSOVER. For use with bass and treble speakers. 15Ω imp. to crossover at 750 c.p.s. Rated at 25 watts (British). In wood case 6½ x 4¼ x 4in. **LASKY'S PRICE 39/6** Post 2/6.

STEREOPHONIC FILTER. This is a frequency divider/mixer for use with a Stereo amplifier. Its function is to combine the bass frequencies up to 300 c.p.s. into a single bass speaker for both channels and to divide the frequencies above 300 c.p.s. into two separate mid/top range speakers. It can also be used as a 300 c.p.s. crossover for a mono system. 15Ω imp. Rated at 25 watts (British). In wood case 10 x 4¼ x 3in. New and unused. **LASKY'S PRICE 29/6** Post 2/6.

SPECIAL INTEREST ITEMS!

ROTOCONTACT MINIATURE CLOCK/TIME SWITCH

This is a Swiss made clock only 1½in. in diameter by ½in. deep, incorporating a pair of contacts which will close at any time preselected by the user. Fully variable 12 hour delay. The clock has a normal 24 hour spring movement with standard dial. Used by famous British manufacturer in transistor radio-alarm. Dozens of uses with all transistorised low voltage equipment. New and perfect.

LASKY'S PRICE 21/- Post 1/6.

DOMESTIC PROCESS TIMERS BY SMITHS

Finest quality Smiths' Clocks originally intended for use in the most expensive electric cookers 3 types available—brand new and unused—at well below production cost.

TYPE 1. Clockwork Interval Timer. Gives loud and prolonged ringing to indicate the end of any set time from ½ minute to 1 hour. 3in. dia. x 2in. deep. **LASKY'S PRICE 9/11** Post 2/-.

TYPE 2. An electric clock with combined sequence switching to give automatic switching of an electric appliance to switch on at any pre-set time up to 12 hours ahead and to switch off at any pre-set time up to 9½ hours later. Switch contacts are rated at 25 amps. 200/250 v., 50 c.p.s. and are therefore suitable for cookers and heating appliances as well as tape recorders, radios, lights, etc. Easy to set. 3in. dia. Fully enclosed mechanism—overall size 6x3¼x2½in. **LASKY'S PRICE 25/-** Post 2/6.

TYPE 3. De luxe version of Type 2 with fully calibrated, easy to read, dial (as illustrated). Note this model does not have a back cover. **LASKY'S PRICE 35/-** Post 2/6.



VARIABLE CROSSOVER THE HARROW CV 1. Gives variable volume control of Woofer and Tweeter.

Strong metal construction. Size 4in. x 2½in. x 1½in. Screw tag connections. **LASKY'S PRICE 22/6** P. & P. 1/6.

P.T.O. FOR MORE NEWS

LASKY'S FOR SPEEDY MAIL ORDER SERVICE

WW-160 FOR FURTHER DETAILS.

Service in Great Britain INSTRUCTORS BARGAINS


HUGE STOCKS OF COMPONENTS, TEST GEAR, ETC.
SPEEDY MAIL ORDER SERVICE

LASKY'S RADIO

TEST EQUIPMENT

TEST METER ADAPTOR

Type PE 220—this is a fully transistorised device which enables any 50 microamp D.C. Multimeter to be used in place of a valve volt meter. On the 1 v. range an impedance of 1 megohm is offered which increases on the 1,000 v. range to 100 megohms. 7 ranges: 1 to 1,000 v. Designed for immediate connection to Avo 8 and similar size meters but quite suitable for use with any other 50 microamp meter. Size 6 x 6 x 5in. New and boxed. List Price 7 Gns.



LASKY'S PRICE 39/6 Post 2/6.
Set of batteries 7/5 extra.

READY BUILT TEST METERS

All brand new—complete with test leads and bats.

HAIKI 20,000 O.P.V.	LASKY'S PRICE	£5 19 6
TE-13 1,000 O.P.V.	LASKY'S PRICE	£1 19 6
TMC-500 30,000 O.P.V.	LASKY'S PRICE	£5 17 6
200-H 20,000 O.P.V.	LASKY'S PRICE	£5 5 0
P-1 2,000 O.P.V.	LASKY'S PRICE	£2 12 6
P-3 4,000 O.P.V.	LASKY'S PRICE	£4 2 6
MT-559 50,000 O.P.V.	LASKY'S PRICE	£10 19 6

Also complete range of Avo and Taylor Meters and Test Equipment in stock.

JASON TEST EQUIPMENT

AG 10 Audio Generator	Can be built complete for	£15 19 0	P. & P. 4/- extra.
OG 10 Scope	Kit price excluding tube	£17 19 6	P. & P. 4/- extra.
W 11 Wobbulator	Can be built complete for	£14 19 0	P. & P. 4/- extra.
EM 10 Valve voltmeter	Can be built complete for	£23 0 0	P. & P. 4/- extra.

NOMBREX TEST EQUIPMENT

MODEL 27 TRANSISTORISED SIGNAL GENERATOR (Illustrated)

Wide range—150 kc/s. to 350 Mc/s. Accuracy better than 2%. Direct calibration. AF, RF and MOD. Battery operated. Light weight and strongly made. Complete with test leads and batt.

LASKY'S PRICE £9.11.3 Post Free.

OTHER NOMBREX MODELS AVAILABLE.

MODEL 63. Wide range AUDIO GENERATOR

10-100 Kc/s. £16/15/0.

MODEL 66. Wide range INDUCTANCE BRIDGE.

1µH to 100H in 4 ranges. Measures Q. £18/0/0.

POWER SUPPLY UNIT

1 to 15 v. D.C. up to 9.1 amp. 230/250 v. A.C. mains. £6.10.0

MODEL 62 RESISTANCE CAPACITY BRIDGE £8.5.0



COMMUNICATION RECEIVERS

MODEL KT 320 KIT

Supplied in sub-assemblies for easy building. Covers range from 640 Kc/s to 30 Mc/s. Ham Band is provided with a scale for direct reading and can also be band spread. 9 valves. Facilities: A.N.L., A.V.C. and M.V.C. Q Multiplier also serves as B.F.O. H.F. stage and two I.F. stages ensure high sensitivity and selectivity (all coils and I.F.s are supplied pre-aligned). 2 Aerial Sockets. Stand-by position for use with a transmitter 8 meter fitted. 200-250 v. A.C. mains. Steel cabinet. Complete with full construction data and operating manual.

LASKY'S PRICE 25 GNS. POST FREE Also available ready built and tested 29 gns' H.P. Terms Available.

MODEL HE30 Still a few available. Fully built with full instruction manual.

LASKY'S PRICE 33 GNS. H.P. Terms £6/13/- dep. and 11 months at £2/16/- Total H.P.P. £37/9/- Carriage & Packing FREE.

MODEL HE40

Covers medium wave band and L6-4.4 Mc/s., 4.5-11.0 Mc/s, 11.0-30.0 Mc/s. in separate switched band spread ranges. Controls include B.F.O. Sensitivity, A.N.L., Receiver—Stand-by Switch, Tone Switch, S-Meter. For 200/250 v. A.C./D.C. Internal loop and telescopic antennae fitted. Valve line-up: 12BE6, 12BA6, 12AV6, 60C6, and metal rectifier. Size 13 1/2 x 8 1/2 x 5 1/2 in. Instruction manual included. No Kits available.



LASKY'S PRICE 19 GNS. H.P. Terms £4 dep. and 11 months at £1/12/- Carriage & Packing 10/-.

MODEL HE80

14-valve super sensitive communication receiver. Freq. range 540 Kc/s—30 Mc/s. and 144-148 Mc/s. Dual conversion on 2 metres, with extra R.F. stage. Single R.F. stage, two I.F. stages on all other bands. B.F.O. and Q-multiplier circuits. Improved A.N.L. and voltage regulated powerpack. "S" meter, band spread on amateur bands, large illuminated dial with logging scale. All controls fitted. Outputs for speaker and phones. Valve line-up: 6X4, 6X5, 6X6, 6X7, 6X8, 6X9, 6X10, 6X11, 6X12, 6X13, 6X14, 6X15, 6X16, 6X17, 6X18, 6X19, 6X20, 6X21, 6X22, 6X23, 6X24, 6X25, 6X26, 6X27, 6X28, 6X29, 6X30, 6X31, 6X32, 6X33, 6X34, 6X35, 6X36, 6X37, 6X38, 6X39, 6X40, 6X41, 6X42, 6X43, 6X44, 6X45, 6X46, 6X47, 6X48, 6X49, 6X50, 6X51, 6X52, 6X53, 6X54, 6X55, 6X56, 6X57, 6X58, 6X59, 6X60, 6X61, 6X62, 6X63, 6X64, 6X65, 6X66, 6X67, 6X68, 6X69, 6X70, 6X71, 6X72, 6X73, 6X74, 6X75, 6X76, 6X77, 6X78, 6X79, 6X80, 6X81, 6X82, 6X83, 6X84, 6X85, 6X86, 6X87, 6X88, 6X89, 6X90, 6X91, 6X92, 6X93, 6X94, 6X95, 6X96, 6X97, 6X98, 6X99, 6X100.

LASKY'S PRICE 59 GNS. H.P. Terms £12/19/- dep. and 11 monthly payments of £4/18/- Carriage & Packing FREE.

INTERNATIONAL TAPE

Famous American Brand—Fully Guaranteed at record low prices. In sealed cartons.

3in. Message tape, 150ft.	3/6
3in. Message tape, 225ft.	4/11
3in. Message Tape, 300ft.	7/6
3 1/2in. Triple play, 600ft. Mylar base	15/-
4in. Triple play, 900ft. Mylar base	17/6
6in. Double play, 1,200ft. Mylar base	15/-
6in. Long play, 900ft. Acetate base	10/-
6in. Standard play, 600ft. P.V.C. base	8/6
6in. Triple play, 1,800ft. Mylar base	35/-
6 1/2in. Double play, 1,800ft. Mylar base	22/6
6 1/2in. Long play, 1,200ft. Acetate base	12/6
6 1/2in. Standard play, 650ft. P.V.C. base	11/9
6 1/2in. Triple play, 2,400ft. Mylar base	45/-
7in. Standard play, 1,200ft. Acetate base	10/-
7in. Standard play, 1,200ft. Mylar base	12/6
7in. Long play, 1,800ft. Mylar base	19/6
7in. Double play, 2,400ft. Mylar base	25/-
7in. Long play, 1,800ft. Acetate base	15/-
7in. Triple play, 3,600ft. Mylar base	58/6

Post 1/- extra per reel; 4 reels and over Post Free.

TELEPHONE AMPLIFIER

Powerfully amplifies the incoming call. Fully transistorised. Pick-up section fixed to phone. Battery-operated. Fitted with on/off switch and vol. control. Size 4 1/2 x 3 x 1 1/2 in. Complete with PP3 battery. **LASKY'S PRICE 69/6** Post 2/6.

U.H.F. TUNERS

Limited quantity only. Complete with P.C.88 and P.C.86 valves. Fully variable tuning capacitor etc. British manufacture. New and unused. Size 4 1/2 in. x 5 1/2 in. x 1 1/2 in. We regret no circuit or data available. Knobs included.

LASKY'S PRICE 79/6 Post 2/6.

EXPORT MODEL—TV OFFER

625 line T.V. chassis (Export Model). For 200-250 v. A.C./D.C. mains. Fitted with Bands I-III turret tuner. Fully loaded with 12 sets of coils for all C.C.I.R. channels in these bands. F.M. sound. Made by famous British manufacturer—15 Mullard valves. Electrostatic focus and deflection. Will take 17in., 19in., 21in. or 23in. CRT. All controls fitted. Supplied new and unused with all valves, 7in. x 4in. speaker and 17in. CRT (less cabinet).

LASKY'S PRICE £25 Carr. & packing FREE to any part of the World. (Tub sent at buyer's risk.) An allowance of £3 will be made if the CRT is not required. Circuit data included FREE.

CRYSTAL PICK-UP CARTRIDGES LOWEST PRICES EVER!

All complete with Styl L.P. and Standard, fully guaranteed. Standard Fitting will fit most P.U. Arms and Heads. Postage 1/- extra each.	
Acos G.P. 69	14/-
Acos G.P.65/3	15/-
Acos G.P.65/1	17/-
Acos G.P.67/1	14/-
STEREO Acostereo 73/1 with 2 sapphires	25/-
Acostereo 73/2, with diamond LP/stereo and sapphire standard.	29/6
Ronette Stereo O.V. Turnover with 2 sapphires	25/-
Ronette Stereo type 105 and 106 with 2 sapphires	25/-
Ronette Stereo Type 105 and 106 with diamond LP/stereo and sapphire standard.	25/-

AND EVEN LOWER PRICES

Save money! Some of these cartridges are cheaper than styl.	
C.T.I. Mono, 2 sapphires	4/11
Collaro Type C, 2 sapphires, stereo	15/-
Collor 801 diamond LP, stereo	17/6
Sonotone ST, stereo	19/10
Sonotone ZTA, mono	15/-
Postage 1/- extra each.	

TAPE POSITION INDICATOR

Open type—as used by most makers. With re-set knob **3 DIGIT 7/6. 4 DIGIT 10/6.** Post 9d. on each.

207 EDGWARE ROAD, W.2.

Tel.: PADDington 3271/2. Open all day Saturday. Close 1 p.m. Thursday.

33 TOTTENHAM COURT ROAD, W.1.

Tel.: MUSeum 2605. Open all day Saturday. Close 1 p.m. Thursday.

42 TOTTENHAM COURT ROAD, W.1.

Tel. LANGham 2573. Open all day Thursday. Close 1 p.m. Saturday.

ELECTRONICS (FLEET ST.) LTD. 152/3 FLEET STREET, E.C.4.

Tel.: FLEet St. 2833. Open all day Thursday. Close 1 p.m. Saturday.

PLEASE ADDRESS ALL MAIL ORDERS TO OUR HEAD OFFICE:—207 EDGWARE ROAD, W.2.

LASKY'S FOR ALL TEST GEAR & TECHNICAL ADVICE

WW—161 FOR FURTHER DETAILS.



STOCKISTS



MODEL 8 MK. III

Suppliers of Elliott, Cambridge and Pye instruments.

LEDON INSTRUMENTS LTD
76-78 DEPTFORD HIGH STREET, LONDON, S.E.8.

TEL.: TIDeway 2689

E.I.D. & G.P.O. APPROVED CONTRACTOR TO H.M. GOVT.
WW-162 FOR FURTHER DETAILS.



MULTIMINOR MK. IV

REPAIR SERVICE
7-14 DAYS

We specialise in repair, calibration and conversion of all types of instruments, industrial and precision grade to BSS.89.

Release notes and certificates of accuracy on request.

LEARN ELECTRONICS

AS YOU

BUILD 25 CIRCUITS EXPERIMENTS TEST GEAR

including:

- MINIATURE CATHODE RAY OSCILLOSCOPE
- VALVE EXPERIMENTS
- BASIC AMPLIFIER
- BASIC RECTIFIER
- PHOTO ELECTRIC CIRCUIT
- TIME DELAY CIRCUIT
- SQUARE WAVE GENERATOR
- SIMPLE TRANSMITTER
- TRANSISTOR EXPERIMENTS
- BASIC OSCILLATOR
- ELECTRONIC SWITCH
- SIGNAL TRAGER
- BASIC COMPUTER CIRCUIT
- BASIC RADIO RECEIVER
- MORSE CODE OSCILLATOR, ETC., ETC.

This complete practical course will teach you all the basic facts of electronics by making experiments and building apparatus. You learn how to recognise and handle all types of components—their symbols and how to read a circuit diagram. You see how circuits are built and how they work BY USING THE OSCILLOSCOPE PROVIDED. Applications of all the main electronic circuits are demonstrated—radio reception and transmission; photo-electrics; computer basics; timers; control circuits; etc., including servicing techniques. NO MATHS USED OR NEEDED, NO THEORY NEEDED. NO PREVIOUS KNOWLEDGE OF EXPERIENCE NEEDED. Tutor service available. No extras needed—tools provided. Send, now, for FREE DETAILS without obligation, to address below.

To: RADIOSTRUCTOR, Dept. K1, Reading, Berks.

Please send free details of your 25 circuit kit course—

NAME.....

ADDRESS.....

WW-163 FOR FURTHER DETAILS.

YOUR CAREER IN RADIO?

Big opportunities and big money await the qualified man in every field of Electronics today—both in the U.K. and throughout the world. We offer the finest home study training for all subjects in radio, television, etc., especially for the CITY & GUILDS EXAMS. (Technicians' Certificates); the Grad. Brit. I.R.E. Exam.; the Radio Amateur's Licence; P.M.G. Certificates; the R.T.E.B. Servicing Certificates, etc. Also courses in Television; Transistors; Radar; Computers; Servomechanisms; Mathematics and Practical Transistor Radio course with equipment. We have OVER 20 YEARS' experience in teaching radio subjects and an unbroken record of exam. successes. We are the only privately run British home study Institute specialising in electronic subjects only. Full details will be gladly sent without any obligation.

SEND FOR FREE BROCHURE TO :-

BRITISH NATIONAL RADIO SCHOOL
DEPT. 1 RADIO HOUSE RUSSELL ST · READING · BERKSHIRE

WW-164 FOR FURTHER DETAILS.

"POPULAR" 12A DRAWER UNIT



The perfect unit for the storage of nuts, bolts, valves, etc. Free delivery on mainland. Money refunded if not satisfied. Overall 35in. wide x 9in. high x 12in. deep. 12 steel drawers 5 1/4in. x 3in. x 10 1/4in. 12 free dividers, and identification cards. Only heavy gauge steel used, stove enamelled dark green.

£4.15.0

N. C. BROWN LTD.

(Dept. E29), Eagle Steelworks, Heywood, LANCS.
LONDON: (Dept. E29), 5/6 Staple Inn, W.C.1.

Tel.: 69018
Tel.: HOL 5223

WW-165 FOR FURTHER DETAILS.

THE HIGH-FIDELITY MAIL ORDER SPECIALISTS

GOODS DESPATCHED BY RETURN

Carriage, Packing & Insurance (U.K.) FREE !!

AMPLIFIERS · TUNERS · SPEAKERS · MOTORS · PICKUPS · MICROPHONES
CABINETS · TAPE RECORDERS

ACOS, A.D.C., ARMSTRONG, B. and O., BRENNELL, CELESTION, CHAPMAN, CONNOISSEUR, DECCA, DULCI, FERROGRAPH, FI-GORD, GARRARD, GOODMAN, JASON, K.E.F., LEAK, LOWTHER, LENO, LUSTRAPHONE, PHILIPS, PYE, QUAD, RADFORD, RECORD HOUSING, ROGERS, RONETTE, S.M.E., TANNAY, THORENS, TRUVOX, T.S.L., VORTEXION, W.B., WEARITE, WHARFEDALE, ETC.

Hire Purchase terms available • "Comparator" Demonstrations

WORLD WIDE EXPORTERS

★ OVERSEAS ORDERS SENT FREE OF PURCHASE TAX AND SHIPPED PROMPTLY AT MINIMUM COST ★

C. C. GOODWIN (SALES) LTD.

(Dept. W67) 7 THE BROADWAY, WOOD GREEN LONDON, N.22.

Open 9-6
Thurs. 1 p.m.

Tel: BOWes Park 0077/8

PARKER'S SHEET METAL FOLDING MACHINES
NEW BENCH MODEL



Capacity 36in. wide x 18-gauge mild steel. Forms channels and angles down to 45 deg., which can be flattened to give safe edge. Depth of fold according to height of bench. Will form flanges. Weight approx. 2 cwt.

Price £23, carr. free. Also the well-known vice models of:
36in. x 18-gauge capacity..... £11 10 0 }
24in. x 18-gauge capacity..... £6 15 0 } Carriage
18in. x 16-gauge capacity..... £6 15 0 } free

One year's guarantee; money refunded without question if not satisfied. Send for details:

A. B. PARKER, Wheatcroft Works

WELLINGTON STREET, BATLEY, YORKS.

Tel.: 3426

WW-166 FOR FURTHER DETAILS.

Introduction to Laplace Transforms for radio and electronic engineers

W. D. Day, A.M.I.E.E., A.M.I.E.R.E.

Presents the theory of the Laplace transformation in easily understood language, dealing with electrical circuits from the very first paragraph to the stage when transforms are used to investigate transient conditions. The first part of the book is designed for home study while the second half is designed as an introduction to more advanced texts.

32s 6d net, by post 33s 6d

from leading booksellers

ILIFFE Books Ltd

DORSET HOUSE, STAMFORD STREET, LONDON, SE1

Guaranteed Brand New in original Cartons

CANADIAN MARCONI 52 RECEIVERS. Few at £9/10/-. Carr. 20/-.
MAINS POWER UNIT £2/10/-. Supplied with Outer Case, Handbook and Circuit. Set has Crystal Calibrator, Speaker, etc. Range 1.75-16 Mc/s.
V.H.F. RECEIVER. PYE P.T.C. 114 65-100 Mc/s 12 Volt D.C. Supply
This is an 11 Valve double superhet Receiver, operating on one fixed frequency between 65-100 Mc/s, Crystal Controlled, speaker output using midjet valves throughout. Supplied in first-class condition with tuning data, circuit diagram and complete crystal formula. Ideal for the 4 meter band (70.2 Mc/s) offered at only 70/-. post 5/-.

AERIAL MATCHING TUNING UNITS

LATEST AMERICAN RELEASE BULK PURCHASE OF 3,000

These well-made tuning units made for the American 19TX-RX are housed in a metal case, colour green or brown, using a large precision calibrated scale, are an essential piece of equipment for the serious T.X. or R.X. operator. This unit will match an untuned wire or whip aerial to almost any short wave receiver or transmitter, exceptionally good for mobile top band use. This American version being well rated as far superior to any other. **GUARANTEED BRAND NEW**, only 20/-. post 7/6. Instructions supplied.

JOHNS RADIO (DEPT B)

OLD CO-OP, WHITEHALL ROAD, DRIGLINGTON, BRADFORD

HIRE

video tape recorders
and all closed
circuit T.V. equipment



AUDIO & VIDEO RENTALS LTD.

Dept. W.W.1
Video House, 27-29 Whitfield Street,
London, W.1.
Telephone LANgham 2283/4

WW-168 FOR FURTHER DETAILS.

THE RALEIGH TRANSCEIVER

SUITABLE FOR RADIO AMATEURS

- ★ Frequency 28.5 mc/s.
- ★ Crystal controlled.
- ★ Transmitting power 100 mw.
- ★ Audio output 130 mw.
- ★ Size 7" × 2 $\frac{3}{8}$ " × 1 $\frac{7}{8}$ ".
- ★ Weight 1.32 lbs.
- ★ Batteries 7-U7.
- ★ Complete with leather case, earphone.



SIGNHILD LTD. Price **£32.0.0**

253, Wellington Road South, PER PAIR
Stockport, Cheshire. Tel. 5258/9. C.W.O., C.O.D.

WW-169 FOR FURTHER DETAILS.



a practical new book on
the transistor version of the
building bricks commonly
used in pulse circuits

ELEMENTS OF TRANSISTOR PULSE CIRCUITS

T. D. TOWERS, M.B.E., M.A., B.Sc., A.M.I.E.E., A.M.I.E.R.E.

Based on a series of articles which appeared in "Wireless World" this new work provides the busy engineer with a review of the transistor version of the building bricks commonly used in pulse circuits. The treatment is mainly descriptive and entirely practical, while detailed analysis and the use of mathematics have been kept to a minimum. The main features of the various members of the pulse circuit family are considered and the special problems created by the use of transistors thoroughly discussed. Every other aspect of this important subject is comprehensively covered, and there is no doubt that ELEMENTS OF TRANSISTOR PULSE CIRCUITS will be of the utmost value to those who are interested in, or becoming involved in, the use of transistors in pulse circuitry, and in addition by many already practising in this field.

35s. net by post 36s 3d · 172 pages 107 text illustrations

obtainable from leading booksellers

ILIFFE Books Ltd.

DORSET HOUSE STAMFORD STREET LONDON S.E.1

ELEMENTS
OF
TRANSISTOR
PULSE
CIRCUITS

A "Wireless World" Book

Z. & I. AERO SERVICES LTD.

Head Office: 44a Westbourne Grove, London, W.2

Tel.: PARK 5641/2/3

Cables : ZAERO, LONDON

A.R.B. Approved for inspection and release of electronic valves, tubes, klystrons, etc.

RETAIL BRANCH (personal callers only): 85 TOTTENHAM COURT ROAD, W.2. Tel: LANgham 8403

OPEN ALL DAY SATURDAY

Please send all enquiries, correspondence and Mail orders to Head Office

"MEASUREMENTS CORPORATION" TYPE 84 "STANDARD" SIGNAL GENERATOR



Range: 300-1,000 Mc/s. Direct Calibration.
Accuracy: 0.5%.
Output Level: 0.1V-100 mV, continuously variable.
Internal Modulation:—
Sine-wave—30% Max. at 400, 1,000 and 2,500 c/s.
Pulse—1 to 50µsec., width delay variable from 0 to 50µsec., p.r.r. 60 to 10,000 c/s.
Output Impedance—50 ohms.
Percentage Modulation Meter.
PRICE, in as new condition, tested before despatch and fully guaranteed. £220 0 0
Packing and carriage, £2.

MARCONI FT934 DEVIATION TEST SET



Fundamental frequency range 2.5-100 Mc/s. basic; range can be extended to 500 Mc/s. by using harmonics. Deviation range, 0.5, 0.25 and 0.75 kc/s. in the modulation range of 50 c/s. to 15 kc/s. Sensitivity better than 55 mV. Power supplies 100-150 and 200-250 V. A.C. Price, fully overhauled and guaranteed. £85 0 0


TRANSISTOR TESTER MODEL AT-1



For P-N-P and N-P-N Transistors.
Measures I_{BO} and diode reverse current up to 50µA for low power transistors and up to 1 mA for power transistors. B from 2 to 500 at 1 mA. for low power and 5 mA. for power transistors. Powered by dry cells, £10/10/-, p.p. 5/6.

UHF CRYSTAL CONTROLLED HETERODYNE FREQUENCY METERS

TS174 (T-74) 20-280 mc/s. £140
TS175 (T-75) 80-1,000 mc/s. £150
Mains Power Supply Unit. £10/10/-



VHF HETERODYNE PRECISION FREQUENCY METER TYPE 1B3

Total Frequency Coverage 20-1,000 Mc/s.

The instrument consists of: Crystal Controlled Oscillator (Crystal 100 kc/s. \pm 5 c/s.) providing spot frequencies at 25, 50 and 100 kc/s. intervals; Fine (L.F.) Oscillator continuously tuned from 5.0 to 6.25 Mc/s. in 9 bands; Coarse (H.F.) Oscillator continuously tuned from 20 to 300 Mc/s.; and associated mixer and A.F. stages. By using coarse oscillator alone quick frequency identification can be made from 20 to 1,000 Mc/s. with an accuracy of .3%. By using correct measuring procedure, i.e., by calibrating fine oscillator against crystal and beating input frequency with the former an accuracy of \pm .02% is easily obtained. Long scales graduated in Mc/s. provide exceptional degree of discrimination. Beat detection by Magic Eye or headphones. Dimensions: 22in. x 19½in. x 14in. Weight 7½lb. Power requirements 115/230 V. A.C.

PRICE, new and fully guaranteed. £85 0 0
Packing and carriage £1/10/-.

AVOMETER MODEL 7

Fully tested in perfect condition and guaranteed. £11 10 0
Set of leads £1 0 0
Packing and carriage 15/-.

POCKET MULTIMETERS TYPE U-1

Sensitivity 1,000Ω/V. D.C. and A.C. voltage ranges 0-10-50-200-500-1,000V. D.C. current ranges: 0-100-500 mA. Resistance ranges 2,000Ω-200,000Ω. Brand new. £2/2/-, P.P. 7/6.

VARIABLE AUTOTRANSFORMERS

230 v. A.C. input. Output adjustable from 0 to 280 v. Type O1 (Phillips) Skeleton Type.
I.e. without housing, 2amps. ... £3 15 0 P.P. 5/-
Type B2, 2.5 A. max. £5 19 6 P.P. 7/6
Type B25, 5 A. max. £9 0 0 P.P. 10/-
Type SB10, 10 A. max. £18 5 0 P.P. 12/6
Type SB20, 20 A. max. £32 10 0 P.P. 15/-

POWER UNITS

TYPE 234. 19in. rack mounted fully smoothed and fused for 230 v. A.C. input. H.T. output adjustable from 150 v. to 270 v. at 80 mA. by means of primary taps and high-low switch in the secondary winding. L.T. output 6.3 v. A.C. at 4 amps. Fitted with M.I. meter to read A.C. input and D.C. output volts. Second-hand, tested, in good condition. £3 19 6
DITTO, model without meter £3 10 0
Packing and carriage 15/-.
TYPE E.H.T.45. Input 200-280 v. A.C. Output 1,200 v. D.C. at 200 mA., fully smoothed. Rectifies by means of metal rectifier. On-off relays. Floor mounted. Weight 1½ lb. Fully tested and guaranteed. £18 0 0
Packing & Carriage £1/10/-.

VARIABLE A.F. ATTENUATORS

Unbalanced "pi" type 600Ω. Attenuator switches consisting of 21-step stud switch and wire wound resistances. Switch provides 5 time impedance steps of 4dB and intermediate 1dB steps, giving the overall range of 0 to 20dB at 1dB steps. Panel mounting, fully screened, ¼in. spindle. Barrel dimensions 2½in. dia. x 3in. long. 10/-, P.P. 2/-.

R.P.M. INDICATOR KIT

Radio-Altimeter Indicators with moving coil movement on 5 mA. F.S.D., easily convertible to accurate engine R.P.M. indicators. Supplied complete with parts required for conversion and detailed instructions. Suitable for 4-cylinder engines with 12 v. electrical installation. 35/-, P. & P. 5/-.

METERS

PHILIPS FIRST-CLASS MIRROR SCALE 1 mA. D.C. M.C. METERS



Square flange 4.6in. x 4.6in. flush mounted. Scale length 4in. Body 3.8in. dia. x 1¼in. deep. Calibrated 0 to 1 mA. Price. 85/-

HEADPHONE EQUIPMENT

DLRS BALANCED ARMATURE with sound powered inserts: D.C. resistance 40Ω per insert. 10/- ea.
CHR MOVING IRON, D.C. resistance 4,000Ω 15/- ea.
MOVING COIL, with moving coil microphone fitted with press-to-talk switch. D.C. resistance 40Ω per insert. Large rubberised felt lined carrying case. Very comfortable to wear. 15/- ea.

TANNOY MOVING COIL, similar to the above but fitted with heavy die-cast carbon microphone. 12/9 ea.
Packing and postage 2/6 per headset.

Now available—Cathode Ray Tubes as used in the P.E. oscilloscope. £2/10/-, P.P. 5/-.

CATHODE RAY TUBES

VCRL139A, 2½in., green trace, medium persistence, 800 V. E.H.T. (B12B) 30/-
3WP4, 3in., white trace, flat face, medium persistence 1,500 V. E.H.T. (B12A) 120/-
4EP1, 4in., green trace, flat face, medium persistence. P.D.A., max. E.H.T. 4,000 V. (B12E) 100/-
4GP4, 4in., white trace, flat face, medium persistence, P.D.A., max. E.H.T. 4,000 V. (B14A) 100/-
5BP1 5in., green trace, medium persistence, max. E.H.T. 2,000 V. (USM11) 80/-
5BPV1 5in., green trace, flat face, medium persistence, P.D.A., max. E.H.T. 8,000 V. (B12F) 160/-
89J 4in. double beam, blue trace, flat face, short persistence, 2,000 V. E.H.T. (special) 60/-
90JG4P, 4in., green trace, medium persistence, P.D.A., max. E.H.T. 4,000 V. (B12D) 180/-
408A 1½in., blue trace, short persistence, 800V. E.H.T. (B9) 80/-
90J, 2in., green trace, medium persistence, 800V. E.H.T. (I.O.) 35/-
ACR15, 6in., green trace, medium persistence, 3000V. E.H.T., B12D 80/-
DG13-2, 5in., green trace, medium persistence, P.D.A., max. E.H.T. 4,000 V. (B14A) 120/-
DG16-22, 5½in. x 1½in., rectangular screen, green trace, medium persistence, E.H.T. 5,000 V. (B14A) 200/-
E4203C/7, 2½in., green trace, long yellow after glow, E.H.T. 800 V. (B12B) 65/-
09D 4in., twin beam, green trace, medium persistence, E.H.T. 1,200 V. (B12B) 80/-
09J as 09D but blue trace, short persistence (B12B) 80/-
Bases: USM11 8/6; B12A 3/-; B12B 2/6; B12D 3/6; B12F 7/6; B14A 8/6.
3EG1 50-, 3FP7 12/-, 3KP1 60/-, 5ADP16 160/-, 6CP1 30/-, 5UP7 60/-, 7BP7 30/-, 30CS 120/-.

TEXAS SILICON FULL WAVE BRIDGE RECTIFIERS

1B20K10 100 piv. 2 amps., dimensions 1.4 x 1.4 x .6in. 25/-
1B40K10 100 piv. 4 amps., dimensions 1.4 x 1.4 x .6in. 30/-
1B100M10, 100 piv. 10 amps., dimensions 2¼ x 2¼ x 1in. 85/-
Postage 1/6 per rectifier.

GERMANIUM JUNCTION STUD MOUNTED POWER RECTIFIERS

GJ3M, 200 piv. 500 mA/1 amp. 3/6
GJ5M, 300 piv. 500 mA/1 amp. 3/6
GJ6M, 150 piv. 800 mA/1 amp. 3/6
GJ7M, 90 piv. 500 mA/1 amp. 3/6
Higher rating refer to cooling fan mounting.

PHOTOCCELL GS16—CV248

Cesium-Antimony coated anode. Working voltage 140-160 v. Side-on anode. Sensitivity 160 µA/Lumen. 5/- each. Postage 1/6.

KLYSTRONS

2K25	£4 10	CV238	£5	CV6364	£12
2K48	£9	CV2118	£10	CV6002	£12
2K41	£20	CV2161	£4	Z339/IG	£40
2K45	£7	CV2242	£40	707B	£3
6B16	£14	CV2304	£10	729C	£7
CV129	£4	CV2343	£1	5721	£50
CV298	£10	CV2346	£15	6116	£30
CV237	£4	CV2422	£20	6470	£75

FERRITE ROD AERIALS

OSMOE PW/FRI for pocket superhet, long and medium waves. 8/6
WEYRAD RA2W for transistor radio using OC44 or similar transistor; long and medium wave. Car aerial coil. 12/6
Packing and postage 9d.

I.F. COILS FOR TRANSISTOR RADIOS

For use with OC44/DC45 Transistor. Adjustable Ferrite cores.
A.C. M.V./L.V. Oscillator. 5/4
P50/20C—1st and 2nd IF. 5/7
P50/30C—3rd IF. 6/-
Postage 6d. per coil. Postage for set of 4 coils 1/6d.

TV BAND 1 SIGNAL EQUALIZER AND PATTERN REFLECTOR

For balancing BBC/ITA signals or for rejecting BMO signal from ITA where it causes patterns. For channels 1, 2 and 3. P. & P. 9d.

TRANSISTORS

Table listing various transistor models and their specifications, including OC23, OC24, OC26, etc.

ZENER DIODES

Table listing Zener diode models and their specifications, including OAZ200, OAZ201, OAZ202, etc.

SILICON JUNCTION RECTIFIERS Half Wave

Table listing silicon junction rectifier models and their specifications, including ZR31C, R8310, OA202, etc.

6BR8 5/- (as used in new Brimar Audio Amplifier Phase splitter Circuit). Write for leaflet.

SPECIAL R.C.A.

Table listing R.C.A. diode models and their prices, including 881R, 889R, etc.

GERMANIUM POINT CONTACT DIODES

Table listing germanium point contact diode models and their prices, including OA5, OA6, OA10, etc.

Set of two 2N410 and one 2N412 9/-

Main table of electronic components including diodes, transistors, and other parts, organized in columns.

FULLY GUARANTEED Aerx BRAND TOP QUALITY VALVES

Continuation of the main table of electronic components, including diodes, transistors, and other parts.

WHEN ORDERING BY POST PLEASE ADD 2/6 IN £ FOR HANDLING AND POSTAGE. MINIMUM CHARGE 1/6

PLEASE OFFER US YOUR SURPLUS STOCK OF VALVES, KLYSTRONS, MAGNETRONS, ETC.

WE PAY £1.0.0 FOR 723A/B AND 2K25 KLYSTRONS, SUBJECT TO TEST

Z. & I. AERO SERVICES LTD.

RETAIL BRANCH: 85 TOTTENHAM COURT ROAD, W.1. Tel: Langham 8403 (Open all day Saturday)

Please send all correspondence and Mail Orders to ADDRESS OF HEAD OFFICE AT

44A WESTBORO GROVE, LONDON, W.2. Tel: Park 5641/2/3

To book panel advertisements in this section, apply to Wireless World, (Dept. P), Dorset House, Stamford St., London, S.E.1 or telephone WATERloo 3333, Ext. 210



30,000 Ω per v. MULTIMETERS

A.C. volts: 0-2.5-10-25-100-250-500-1,000.
D.C. Volts: 0-.5-1-2.5-10-25-100-250-500-1,000.
D.C. Current: 0-50 μ A.-5-50-500mA.-12 amp.
Resistance: 0-60K-6M-60M.
What more can you ask for than all these ranges plus a specially damped "off" position for transit protection. Brand new, fully guaranteed, complete with leads, batteries and instruction booklet. Inc. P.P. **£7-19-6**

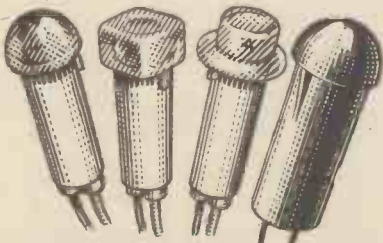
DON'T FORGET THAT ELECTROSURE BRAND RECORDING TAPE AS RECENTLY REPORTED ON IS AVAILABLE ONLY DIRECT FROM US.

DUAL IMPEDANCE DYNAMIC MIC.
A beautiful unit. Professional pattern with satin chrome finish. Swivel mount for standard $\frac{1}{2}$ in. 26 TPI stands. Troc Cardioid pattern with built in blast filter for close voice use. Low 2 600 Ω . High 2 50K. **£5-17-6** inc. P.P.

0-300v PANEL METERS
Superior quality black Bakelite flush mounting with silver scale. Rectifier movement for A.C. use. Fits in 2 $\frac{1}{2}$ in. dia. hole. Inc. P.P. **30/-**

CHASSIS PUNCH SETS
High quality tool steel kit in zip leather case. Punches $\frac{1}{8}$ in., $\frac{1}{4}$ in., $\frac{1}{2}$ in., $\frac{3}{4}$ in. dia. holes in up to 16 swg. steel. Amazing value. **47/6** Inc. P.P.

ELECTROSURE LTD.
FORE STREET, EXETER. Telephone: 56687



'BRIGHTLIFE' NEONS

- ★ 25,000 hour average life as standard.
- ★ Neon and its resistor are inside the housing.
- ★ High intensity neon.
- ★ Moulded in polypropylene & polycarbonate in 3 colours.
- ★ $\frac{1}{8}$ " and $\frac{3}{8}$ " diameter.
- ★ Standard 160-260 V with 6" leads also 95-500 V with 30" lead variants.

PRICES: Min. of 10 at 2/6 each, 100 $\frac{1}{2}$ " dia. PP. at 2/2 and $\frac{3}{8}$ " dia. PC. at 2/-, 1,000 down to 1/9 each.


Terms cash with order. No discounts
SEND FOR DETAILED LITERATURE
WEST HYDE DEVELOPMENTS LTD.,
30 HIGH ST, NORTHWOOD, MIDDX. Northwood 24941
24 hr. telephone answering service on Harefield 2255



WW-250 FOR FURTHER DETAILS.

NIFE BATTERIES, 6 VOLT 75 AMP. HOURS

These batteries may be connected up in series and/or parallel to give you any required combination of voltage and amperage. They are low resistance batteries designed to give a heavy surge of power, engine starting for example. **Type LR7** Each battery is refilled with new fluid charged and tested before despatch. 6 volt 75 amp. hours, £10/10/- each, carriage 15/-. Ex R.A.F. Filled ready for use. Dimensions 15 x 6 x 12 in. high. Weight 60 lb. Inter Battery connectors, 10/- each. Maker's handbook, 2/6.



TYPE AS7, similar in all respects to LR7 but unused, still packed in maker's unopened box, EX R.A.F. ready for use. £15, carr. 15/-.




6 VOLT LEAD ACID BATTERIES
BRAND NEW, uncharged, unfiled. Non-spill enclosed in metal cases.
40 amp. hours. 9 in. x 5 in. x 10 in. deep, 28 lb. 35/-, carr. 10/-.
110/125 amp. hours 15 in. x 7 in. x 11 in. deep, 64 lb., £5, carr. 20/-.
170 amp. hours 15 in. x 7 in. x 13 in. deep, 84 lb. £8/10/-, carr. 30/-.

6 volt, 75 amp. Hr. car type, 50/-, carr. 10/- 24 volt 85 amp. Hr. or can be used as, 12 volt 170 amp. Hr. Mahogany case 26 in. x 14 in. x 12 in. deep. Weight approx. 1 $\frac{1}{2}$ cwt., £12/10/-, plus carr. 30/-. Supplied uncharged and unfiled. morse keys 5/-, P. & P. 2/-.

LIGHTWEIGHT CHARGING SETS

Ex V.D.S. Petrol driven. 12 volts 80 watts output, designed to charge 12 volt batteries for the signal corps. Size approx. 14 in. x 14 in. x 8 in. wide. Weight 46 lb. Complete with spares and handbook. £15, carr. 15/-.



CUT OUTS
Ex R.A.F. Accumulator cut out Type A 12 volt 30/-, p. & p. 2/6.

FLAREPATH CABLE
As its name implies, a tough rubber-covered electric cable intended to be used on airfields for linking lighting. It is twin 40/0076 5 amp. cable. It is in lengths of approximately 100 yards and each length has a male and female rubber cased connector fitted so you can link up as many lengths as you wish. Price 70/- per length, carr. 5/-.

GALVANISED STEEL WIRE ROPE
Diameter .117 circ. approx. $\frac{1}{8}$ in., construction 4/7, breaking strain 10 cwt.
3d. per foot, p. & p. 2/6.
20/- per 100 feet, p. & p. 3/-.
160/- per 1,000 feet, carriage 5/-.
£40 per 7,000 feet, carriage 20/-.
250,000 feet in stock.

SRBP, SRBF Sheets and Rods, Bakelite, Paxolin, Tufnol, etc. Laminated Silicon Glass Sheet. Laminated densified wood. Copper clad SRBP Sheet.
We have a stock of some 50 tons of these materials in stock and invite enquiries.

EVERYTHING FOR BOATS
We are one of the World's largest stockists of Marine Equipment. Send SAE for list.

THOMAS FOULKES (WW)
LANSDOWNE RD., LONDON, E.11 LEY 6737

Brand New GERMAN P.V.C. RECORDING TAPES

Manufactured by world famous firm and offered at less than half price. All tapes are 100% tested, have fitted leaders, are boxed and fully guaranteed. (Not to be confused with used or sub-standard tapes.)

These tapes are comparable with any other on the British market.

S.P. 5in. 600ft.	6/-
5 $\frac{1}{2}$ in. 900ft.	7/6
7in. 1,200ft.	10/-
L.P. 5in. 900ft.	9/-
5 $\frac{1}{2}$ in. 1,200ft.	11/-
7in. 1,800ft.	14/-
D.P. 5in. 1,200ft.	13/-
5 $\frac{1}{2}$ in. 1,800ft.	18/-
7in. 2,400ft.	23/6

Postage and packing 1/- per spool 4 or more post free.
STARMAN TAPES LTD.
28, LINKSCROFT AVENUE,
ASHFORD, MIDDX.

TEST EQUIPMENT

Signal Generators:
"X" band, TS-45APM3, new and boxed, £5/10/-, carriage 10/-. TS-13AP £3/10/-, carriage 30/-.
Power Meters:
Type 17, 75 ohm, £3, carriage 7/6, no leads. Decca L0031, microwave, 59/6, carriage 10/-.
Oscilloscopes:
Cossor 1049, double beam, long persistence tubes for camera work. Tested, good, used condition, £35, carriage 30/-.
Cossor 339A, as new, £17/10/-, carriage 30/-.
Valve-Voltmeters:
Marconi TF428, up to 150 v., £5, carriage 15/-.
A/5576, as new, £6, carriage 15/-.
Dawe 613C, excellent condition, £14, post 15/-.

WORTHING RADIO
7, Coronation Buildings, Brougham Road, Worthing, Sx.
MAIL ORDER ONLY — UNITED KINGDOM ONLY



CONTIL CASES
have all these advantages:-

- ★ Clever designing and mass-production methods give the lowest prices yet.
- ★ Contemporary good looks.
- ★ 21 gauge steel case with 18 gauge front panel.
- ★ Smart electric blue hammer finish with white panel.
- ★ Front panels supplied with a special, easy to mark out strippable coating.
- ★ "Eyebrow" has no raw edge being folded for extra strength and appearance.
- ★ Each case individually packed.
- ★ Easy ordering by code number indicating outside dimensions.
- ★ 8 loose feet supplied free.

Case size	1	5	10	P. & P.
7.5.5	35/-	34/-	33/-	4/- each
9.7.5	37/6	36/6	35/6	4/- each
8.6.7	37/-	36/-	35/-	4/- each
12.7.7	42/6	41/-	39/6	6/- each
16.12.7	88/-	86/-	84/6	7/6 each

£9/19/6 plus 12/- P. & P.

Special offer: Designer's kit: 1 each all sizes. P. & P.
Send for leaflet.
WEST HYDE DEVELOPMENTS LTD.,
30 High Street, Northwood, Middx. Northwood 24941.
24 hr. telephone answering service on Harefield 2255

WW-251 FOR FURTHER DETAILS.

CLASSIFIED ADVERTISEMENTS

DISPLAYED: £5 per single col. inch.

LINE advertisements (run-on): 5/6 per line (approx. 7 words), minimum two lines.

Where an advertisement includes a box number (count as 2 words) there is an additional charge of 1/-.

SERIES DISCOUNT: 15% is allowed on orders for twelve monthly insertions provided a contract is placed in advance.

BOX NUMBERS: Replies should be addressed to the Box number in the advertisement, c/o Wireless World, Dorset House, Stamford Street, London, S.E.1.
No responsibility accepted for errors.

Advertisements accepted up to OCTOBER 14th for the NOVEMBER issue, subject to space being available.

SITUATIONS VACANT

ELECTRONIC ENGINEERS

REQUIRED IN AUSTRALIA.

ONE of Australia's largest electronic firms requires experienced Engineers to work on the design and development of television studio and transmitting equipment. Positions are also available for men with a good practical background in the design of television receivers and components, particularly tuners and scanning units.

PREFERENCE will be given to engineers who have had practical experience in the application of transistors to such circuits.

CONDITIONS:—

SALARY envisaged is in the range of £A2,500 to £A3,000 per annum. Applications will be welcomed from men who can command a higher salary than that stated.

PLEASE apply in writing giving full details of experience, work history and required salary level to:—

THE Personnel Director, Radio Corporation Pty. Ltd., 126 Grant St., South Melbourne, VICTORIA, AUSTRALIA. [1314]

ELECTRONIC ENGINEERS

REQUIRED IN AUSTRALIA.

ONE of the largest electronic firms in Australia requires electronic and radio engineers to work on the design of professional and entertainment electronic equipment.

WE need experienced engineers who have designed products in the entertainment field such as transistor car radios, portable radios or radiograms or equipment in such professional fields as transistor telecommunications transmitters and receivers, single sidband systems, hi-fi audio equipment or public address sound equipment; a sound knowledge of transistor circuitry in both low frequency and high frequency techniques is an essential requirement.

PLEASE apply in writing giving full details of qualifications, experience, work history and required salary level to:—

THE Personnel Director, Radio Corporation Pty. Ltd., 126 Grant St., South Melbourne, Victoria, Australia. [1315]

RADIO & Television Testers.

FOR City Factory; good rates up to 7/6 per hour; five-day week.

APPLY to Personnel Manager:—
ALBA (RADIO & TELEVISION), Ltd., Tabernacle St., London, E.C.2. [105]

A OVERSEAS CAREER WITH

INTERNATIONAL AERADIO, LIMITED

TO meet the requirements of constant growth and expansion we invite applications from technicians and engineers for an overseas career in North West and East Africa, the Mediterranean area, the Caribbean, the Arabian Gulf and the Far East. If you have recently completed service in a trade such as Ground Wireless Fitter in the R.A.F. or Radio Electrical Artificer in the Royal Navy or have other experience in the maintenance of HF and VHF communications, RFT and navigational aids, we should be interested to hear from you. Successful candidates would normally spend six weeks at our Radio Training School, Southall, Middlesex, before proceeding overseas, but in some cases staff with suitable qualifications and experience may be offered immediate posting. Overseas staff receive a tax-free salary with married and child allowances if appropriate and accommodation, bachelor or married, is provided free; other benefits include generous U.K. leave and membership of an excellent pension and life assurance scheme.

WRITTEN applications, please, to Personnel Officer, 40, Park St., W.1. [115]

SOUND mixer required for 16mm sound studio R.C.A. magnetic roll back system. Apply stating age, experience, salary required and full particulars to:—Box WW 1306, Wireless World.

A FULL-TIME technical experienced Salesman required for retail sales; write, giving details of age, previous experience, salary required, to:—The Manager, Henry's Radio, Ltd., 303 Edgware Rd., London, W.2. [149]

FOR
SALES AND WANTED
ADVERTISEMENT FORM
TURN TO
PAGE No. 161



BOAC

REAL TIME COMMUNICATIONS

OBJECTIVE

A major expansion of BOAC's world-wide communications network, covering both air to ground and ground to ground facilities.

REASONS

- a rapidly developing route structure plus heavy increases in traffic.
- the coming introduction of BOAC's "total" information system, based upon one of the largest real-time computer installations in the world.
- the need to keep up with the latest technological advances if the demands of the supersonic 70's are to be met.

PROJECTS These will include work on

- international telegraph systems, and the introduction of electronic message switching. Automatic switching has already been achieved for BOAC's London relay centre and plans are now afoot to extend it to New York, Sydney and Hong Kong.
- high speed data transmission facilities, to link BOAC's London Computer centre to cities all over Europe, N. America and the Caribbean. Later on this work may be extended to Africa and Asia.
- airport information systems, including video displays, audio and public address systems, and digital techniques of all kinds.
- flight communications for the Concorde and other aircraft of the future.
- automatic telephone exchanges and network planning.

STAFF REQUIRED

A number of openings are available with starting salaries in the range of £1,100 p.a. to £2,000 p.a. There are also a few senior appointments with starting salaries up to £3,000 p.a.

Applicants should preferably be aged 25 to 45, possess a degree or equivalent qualification, and have extensive experience in one or more branches of communications engineering, such as telegraphy, data transmission, video displays, real-time computer systems or auto-exchange design.

Applications, stating *concisely* experience and qualifications to:

Manager, Selection Services,
BOAC, Comet House,
London Airport,
Hounslow, Middx.

quoting ref.: WW1

PYE CAMBRIDGE WORKS, Ltd., Haig Rd., Cambridge.

* SINGLE sidband equipment.

* VHF radiotelephone equipment.

* HI-FI reproduction equipment.

WE require trained personnel for production testing and fault finding of modern equipment.

WE have limited vacancies for more senior and experienced men with drive, who can lead small teams engaged on this work.

WE have also limited vacancies for persons of less experience who can be trained for such work.

APPLY to: The Personnel Manager. [131]

EXPERIENCED sound engineer required for servicing and installation work, good salary and conditions.—Box W.W. 1311, Wireless World.

ELECTRONIC engineer with qualifications and industrial experience, for production and development work on audiometers and associated equipment.—Alfred Peters and Sons, Ltd., 51, Gell St., Sheffield 3. [1323]

SERVICE Technicians and Trainees for Maintenance work on all kinds of audio equipment, required in the London area; pension scheme.—Apply: Mr. J. Vaughan, Dictograph Telephones, Ltd., Abbey House, Victoria St., London, S.W.1. Tel. Abb. 5572. [1274]

AIRCRAFT radio/radar engineers and mechanics with specific workshop experience in one of the following: X band radar, VHF/HP, ILS/VOR or ADP; 40-hour week, pension scheme.—Apply: Managing Director, Air Transport (Charter) (C.I.), Ltd., Willow Rd., Colnbrook, Slough, Bucks. [1296]

Vacancies at Dublin Airport for: RADIO MECHANICS

These vacancies offer:— 1. Permanent pensionable positions. 2. Trade union rates with Aircraft Differentials. 3. 42½ hour, 5 day week. 4. Incentives to study for Certificates or Licences. 5. All privileges and conditions offered to permanent employees.

Applicants should be under 40 years of age and have good Radio Theory and Practical experience.

Application should be made on the Company's Application Form which can be had on POSTCARD request from the Personnel Department, Aer Lingus—Irish International Airlines, PO Box 180, Dublin.



THE UNIVERSITY OF MANCHESTER.

APPLICATIONS are invited for appointment as Service Engineer in the Department of Chemistry to maintain and service a wide variety of spectrometers and other scientific equipment. Previous experience of service work, not necessarily on spectrometers, is essential, and candidates should preferably have H.N.C. or some similar qualification. Salary range: £970 to £1,450 per annum. The initial salary will be according to qualifications and experience. Contributory superannuation scheme. Applications should be sent not later than October 15th, 1965, to the Registrar, the University, Manchester, 13, from whom further particulars may be obtained, on quoting reference 170/65, W.W. [1301]

SENIOR technician I required immediately at Royal Free Hospital Medical School for laboratory work and lecture demonstrations involving physical and electronic apparatus; salary £965-£1,265, plus London Weighting, good holidays, superannuation scheme.—Apply Physics Secretary, 8, Hunter St., W.C.1. [1324]

COIL Winding, an opportunity occurs for a man with experience in coil winding, for the radio and allied trade, to take charge of a newly formed dept., in a rapidly expanding factory, in a pleasant South Coast town; application, stating age, experience and salary expected to—Box W.W. 1312. Wireless World.

COI The Central Office of Information requires maintenance engineer (unestablished) for their radio division; qualifications include a thorough knowledge of mains and battery operated professional tape recording equipment and ability to construct all kinds of audio amplifiers, equalisers and relay circuits; experience in fault-finding in electro-mechanical equipment is essential; knowledge of G.P.O. line plant would be an advantage; salary £1,190 to £1,515 p.a.—Please send postcard for application form to Manager (P.E.4242/EW), Ministry of Labour, Professional and Executive Register, Atlantic House, Farringdon St., London, E.C.4. Closing date for completed application forms 14th October, 1965. [1322]

WELLWORTHY LIMITED

LYMINGTON HANTS

REQUIRE

ASSISTANT ELECTRONICS ENGINEER

An opportunity exists for a young man who preferably has an O.H.C. in Electrical Engineering. He would join a small team engaged on the application of semiconductors to a wide variety of problems in the instrumentation field. These are specifically connected with automotive engineering components and the testing of materials, also with possible scope on production processes and equipment. Replies stating age, experience, qualifications and present salary should be addressed in the first instance to:

THE RESEARCH MANAGER,
RESEARCH & DEVELOPMENT LABORATORY,
WELLWORTHY LTD, LYMINGTON, HAMPSHIRE,
marking envelopes Ref. EL/3.

PE VHF TEST ENGINEERS

CAMBRIDGE WORKS LIMITED have vacancies in their expanding Test Organisation for men with experience of VHF Transmitters and Receivers.

Men with Service training in VHF equipment would be suitable.

Progressive rates of pay and promotion and good facilities for training are offered.

Apply: Personnel Manager,
Cambridge Works Limited,
Haig Road, Cambridge.

EXPERIENCED technical authors and specification writers required for well paid staff appointments in Reading and Manchester offices, and various parts of the country; we are an expanding company operating good sickness, pension and life assurance schemes 1-3, Greyfriars Rd., Reading, or 3, Chepstow St.,—Apply to Engineering & Technical Publications, Ltd., Manchester. 1. [1139]

TEST engineers.—Applications are invited from test engineers with previous industrial experience of testing radio communications, receivers and transmitters; successful applicants will be offered positions on the company's permanent staff; starting salaries commensurate with qualifications and experience.—Apply in writing, giving full details, to Personnel Officer, Redifon, Ltd., Bromhill Rd., S.W.18. [1124]

UNIVERSITY OF NEWCASTLE UPON TYNE COMPUTER TYPESETTING RESEARCH PROJECT. APPOINTMENT of Experimental Assistant (Engineer). HIS post, which it is hoped to fill by 1st October, 1965, will be for a period of three years. The duties will include the selection, modification, construction and maintenance of input keyboards for computer typesetting.

APPLICANTS should have experience of small electro-mechanical devices such as tape typewriters and a good background knowledge and interest in wired or printed electronic logic circuits, digital processing techniques and systems, and of cathode ray circuitry will be an advantage.

GRADUATE membership of the I.E.E. or of the I.M.E. will be required for appointment as Experimental Assistant although candidates with a H.N.C. or equivalent experience in industry or the armed services may be considered for a possible alternative appointment. Commencing salary for appointment as Experimental Assistant will be at a suitable point on a scale £825 to £1,400 per annum.

APPLICATIONS, giving full details of age, qualifications, experience and references should be sent as soon as possible to the Director, the Department of Photography, The University, Newcastle upon Tyne 1, from whom further details on the research programme and the organisation of the project can be obtained. [1305]

SPANISH FIRM Importing ...

"HOUSE APPLIANCES" and ELECTRONIC COMPONENTS

with Traders in the whole Country, wants to enter into contact with manufacturers or exporters of these articles.

APARTADO 19.035 - Madrid - (Spain)

Systems test engineers


English Electric Leo Marconi need test engineers to work in close liaison with systems designers on industrial data processing and handling systems. These systems cover a wide range of applications from power station monitoring, through industrial control to data logging for ships' engine-rooms. Since each system is different, the work is varied and interesting.

The vacancies are at Kidsgrove—well placed on the Staffs/Cheshire border. House hunting in the area is a pleasure, with plenty of rural country at hand.

Qualifications: H.N.C. standard with at least eighteen months relevant experience. If your qualifications fall slightly short of these, a few openings exist for technicians.

Please write, giving details of age, qualifications and experience to:

G. M. BOLTON, Dept. WW. P.30,
English Electric-Leo-Marconi Computers Ltd.
Kidsgrove, Stoke-on-Trent.



Engineers: could you know your way round a computer?



An IBM Data Processing Customer Engineer does. It's his job to keep data processing installations working smoothly. He works with his own customers in their offices, yet within daily reach of his home. His job is stimulating and rewarding; it is never dull. As well as maintaining a wide range of electronic and associated electro-mechanical machines, he applies his engineering knowledge and skill and develops a real understanding of his customers' needs. As customer management moves towards a more effective use of highly complex equipment, new problems may arise. The IBM Customer Engineer has the ability to produce new ideas and has confidence in his own judgement. He is a responsible man on whom all customer staff rely.

We provide a thorough training for a worthwhile career. You should be between 21 and 29 and have a basic knowledge of Electronics. An acceptable standard would be a Radar/Radio/Control Equipment Fitters Course, Telecommunications experience or ONC/HNC Electrical or Electronic.

Starting salaries are at least £1,000 a year, with more for men with special aptitude or specific experience. Increases are on individual merit. As a Customer Engineer you could be earning between £1,250 and £1,700 in three years. Promotion is also on merit and from within the company.

If you're not quite old enough to have reached the standards we've indicated we'd still like to hear from you. If you've just left school with 'A' level Maths and English or are studying for ONC Electrical Engineering, there could be a place for you.

Please telephone or write briefly, summarising details of age, experience, training and background to: Mr. D. J. Dennis, IBM United Kingdom Limited, 101 Wigmore Street, London, W.1. Telephone WELbeck 6600, quoting reference CE/WW/322.

You can grow with **IBM**

HAWKER SIDDELEY DYNAMICS LTD.
Gladstone Road, Farnworth,

have vacancies for:—

**A SPECIFICATION
WRITER—**

to be responsible for preparing and issuing Specifications, applicants to have had 2-3 years experience in this type of work.

**CIRCUIT
DESIGN ENGINEERS—**

for design and development of a wide range of Test Equipment. Applicants are required to have Higher National Certificate or equivalent qualifications together with 5 years experience including digital techniques or precision measurements.

Applications should be made to the Personnel Officer at the above address, giving brief details of career to date.



HAWKER SIDDELEY

IMPORTANT NEW BOOKS

**matrix algebra for
electronic engineers**

P. Hlawiczka, B.Sc. (Eng.), B.Sc., A.M.I.E.E.

Provides a basic course in matrix methods for students of electronic engineering, and for practising engineers who have not had the opportunity of studying the subject before.

45s. net, by post 46s.1d. 240pp. 71 diagrams.

**problems in electrical engineering
for technical students**

B. Hamill, Grad. I.E.E., A.R.I.C.S.

This book has been specifically written for the student taking the Ordinary National Certificate in Electrical Engineering and for those studying for the Electrical Science Course C.

25s. net, by post 25s.11d. 192pp. 89 illustrations.

obtainable from leading booksellers

ILIFFE BOOKS LTD.

DORSET HOUSE, STAMFORD STREET, LONDON, S.E.1.
WATERloo 3333



ENGINEER — COMMUNICATIONS

Applications are invited from experienced Engineers to fill a vacancy which now exists in the Telecommunications and Experimental Group at the Authority's Headquarters in London.

Applicants should be Graduate Members of The Institution of Electrical Engineers. The post requires experience in the following fields:

Transmission techniques used in vision and sound links of various types.

Planning and specification of micro-wave links and associated plant.

The commencing salary, which will be within the range £1,345 and £2,145, will be dependent upon qualifications and experience; five day week; four weeks' annual leave; contributory pension scheme.

Applications, stating age, qualifications and experience, together with the names of two referees, should be addressed to the **Personnel Officer, Independent Television Authority, 70 Brompton Road, London, S.W.3,** quoting reference number WW/631.

**PROFESSIONAL ENGINEERS
AND TECHNICIANS**

with at least two years' experience in British Industry are invited to avail themselves of our Confidential and Free Service.

E.A.L. offers the most efficient and satisfactory way of obtaining alternative employment in the Electronics Industry.

E.A.L. is in contact with all firms in S.E. England and undertakes a complete and thorough survey of any area for suitable vacancies for every engineer registered with us.

For further information please phone or write to:



Electronics
Appointments Ltd.,
22 Gloucester Mans.,
Cambridge Circus,
London, W.C.2
Phone: TEMple Bar
5557/8

BATTERSEA COLLEGE OF TECHNOLOGY

Proposed University of Surrey

Applications are invited for the post of **SENIOR LABORATORY TECHNICIAN** in the Electronics Workshop of the Physics Department. Experience in the servicing and development of electronic apparatus is essential.

Salary scale £840 per annum to £1,040 per annum with additions for Qualifications and L.A.

Initial placing on the scale will depend on qualifications and experience. Forms of application from the Staff Officer, Battersea College of Technology, Battersea Park Road, London, S.W.11.

The College will soon achieve full University status and expects to move into new buildings at Guildford within the next few years.



The Civil Service

Professional and Technical Appointments

The Civil Service offers an interesting and full career for professional engineers in government departments ranging from Cadetships which provide professional training for young graduates to Chief Engineer appointments with salaries of over £5,000. A booklet giving further details can be obtained from the Civil Service Commission at the address given below.

Current vacancies include the following:—

RADIO AND ELECTRONIC ENGINEERS MINISTRY OF AVIATION

Qualified engineers required as Assistant Signals Officers in the field of Civil Aviation for the provision and installation of advanced electronic equipment—including the latest type of radar, telecommunications, navigational aids, etc. **QUALIFICATIONS:** A.M.I.E.E., A.F.R.Ae.S., A.M.I.E.R.E. (September 1962 syllabus), 1st or 2nd class Honours Degree or Dip. Tech. in Electrical Engineering or Physics, or pass in (or exemption from) Institution Examinations, with some experience. **AGE:** 23 and normally under 35 on 31/12/65 (extension for Forces and Overseas Civil Service).

SALARY: On the scale £930 to £1,772 depending on age and qualifications. Good prospects of promotion (Reference: S/85/ASO).

ASSISTANT PROFESSIONAL ENGINEERS MINISTRY OF AVIATION

Vacancies exist for Electronic, Mechanical and Aeronautical Engineers. The posts are suitable for young men and women (preferably under 26) who are qualified but lack post-graduate experience. The posts provide an excellent opportunity for obtaining such experience through doing professional work in accordance with a two-three year programme which is planned to meet individual needs.

QUALIFICATIONS: Applicants must have served an apprenticeship or had equivalent practical training, and must have passed or obtained exemption from examinations necessary for Grad. I.E.E. (or for I.E.R.E. to the September 1962 syllabus), Grad. I. Mech. E. or Grad. R.Ae.S.

Degree or Dip. Tech. an advantage.

SALARY: £980 (at 24)—£1,247 (under review). Very good prospects of promotion and established appointment.

Write or Telephone: Ministry of Aviation, S.M.(Eng.) 3, The Adelphi, John Adam Street, London, W.C.2 (Temple Bar 1207, Ext. 1133).

TECHNICAL STAFF MINISTRY OF PUBLIC BUILDING AND WORKS

Mechanical and Electrical Engineering vacancies in London, provinces and abroad.

QUALIFICATIONS: O.N.C. in Electrical or Mechanical Engineering or equivalent, together with an engineering apprenticeship followed by 3 years' practical experience in a responsible position.

DUTIES: Supervising the installation, maintenance and operation of electrical generating plant and H.T. and L.T. distribution services; also Heating, Ventilation and Air Condition systems, etc. including large boiler house and refrigeration plant. Appropriate experience in H.M. Forces can be considered in place of specified qualifications.

SALARY (Inner London): £1,084-£1,204.

AGE: At least 28 and under 53 on 1/1/65. Promotion prospects. Where appropriate time off for further technical study may be given (Reference: S/5775).

ENGINEER TECHNICIANS DIPLOMATIC WIRELESS SERVICE

The Diplomatic Wireless Service have vacancies for about 20 posts in (a) Grade II, (b) Grade III.

This Department operates a world wide network of Radio Communication Stations which is in the process of being modernised and expanded and the most up-to-date techniques in radio teleprinter systems are being employed. The duties of Engineers in this field involve installation, modification, maintenance and operation of radio transmitters and receivers of the most modern types, remotely tuned aerial systems, teleprinter and voice frequency telegraph equipment. In addition several high powered broadcasting stations relaying programmes in both the H.F. and the M.F. bands. The Transmitters involved include some of the highest powers yet produced for this purpose. The duties in this field include the installation, modifications, maintenance and operation of these very high power transmitters, the most modern receiving equipment, tape recorders, diesel generating plants, etc. The Department's policy is to encourage versatility and to carry out as much installation and modification work as possible with its own staff. The initial appointments will be either to Crowborough, Sussex, or Hanslope, Bucks. Liability for service overseas.

QUALIFICATIONS: O.N.C. in Electrical or Mechanical Engineering or a City and Guilds Telecommunications, Electrical, or Mechanical Engineering Technicians Certificate (Nos. 49, 57 or 293). Equivalent qualifications may be accepted. Higher qualifications will be an advantage.

SALARY (national interim): (a) £1,129-£1,288; (b) £796 (at age 21)—£1,009 (at 28 or over)—£1,129. Promotion prospects.

Closing date extended to 18th October, 1965. Candidates who have already applied need not do so again (Reference: S/6111/65).

EXECUTIVE ENGINEERS POST OFFICE

Seven posts in London and Provinces for mechanical, electrical and electronic engineers to develop and design communications systems and postal service equipment.

QUALIFICATIONS: Degree or Dip. Tech. in engineering or physics or, exceptionally, very high professional attainment. Final year students may apply.

SALARY (Inner London): £850-£1,748. Promotion prospects.

AGE: At least 21 and normally under 35 on 31/12/65. Some extensions for service in H.M. Forces or Overseas Civil Service (Reference: S/322).

MECHANICAL AND ELECTRICAL/ ELECTRONICS ENGINEERS MINISTRY OF AVIATION

Directorate of Air Technical Publications, Chessington, Surrey.

Electronics Engineer to assist initially in the planning of a series of Service publications relating to a guided missile system which will employ novel electronic techniques, and later to write on various aspects of the system and supervise the work of a team of authors engaged by the design contractor for the project. A sound theoretical knowledge and practical experience of electronics, in particular radar, television and servo systems, together with the ability to write clearly and concisely, is essential.

Technical Services Division, Aeroplane and Armament Experimental Establishment, Boscombe Down, Wilts.

Electrical/Electronics Engineer to assess the needs of (a) first line aircraft radio servicing and (b) the process of diagnosing of complex faults in aircraft navigational/attack systems. The work involves critical examination of servicing techniques, test equipment, servicing schedules and the quality and training of craftsmen employed upon such servicing. The engineer will take direct charge of a team of twelve technicians engaged upon systems servicing & be technically responsible for a team of five technicians and about fifty craftsmen working at first line on aircraft radio.

Experience of aircraft servicing is desirable either in the field of radio or instrument/electrical.

Royal Aircraft Establishment, Bedford.

Mechanical or Electrical Engineer to take charge of all engineering aspects of the operation and the maintenance of the plant for a large supersonic wind tunnel.

Some experience with heavy rotating machinery and with supervision of personnel essential. Experience in some of the following fields desirable: E.H.T. Switchgear—A.C. and D.C., Electro-mechanical Servo systems, Air Compressors, Refrigeration machinery.

QUALIFICATIONS: A.M.I.Mech.E., A.M.I.E.E., A.M.I.E.R.E. (September 1962 syllabus), or A.F.R.Ae.S., or satisfied the examination and training requirements for Corporate Membership.

SALARY (interim): £1,068 (at 25)—£1,633 (The post at Chessington carries an allowance of £50-£65). Promotion prospects.

Please quote S/85/MOA and state post in which interested.

There are also vacancies in the Scientific Civil Service as follows:—

BUILDING RESEARCH STATION Garston, Watford, Herts.

ASSISTANT EXPERIMENTAL OFFICER/EXPERIMENTAL OFFICER (electrical or microwave engineer) to assist in the development of equipment for the application of high power microwaves to concrete breaking and to dry rot and woodworm eradication.

QUALIFICATIONS: Degree, Dip. Tech., H.N.C., or equivalent in appropriate subject. Under 22, minimum qualification is 2 G.C.E. 'A' levels in Science and/or Maths. subjects. Experience in design and measurement of waveguide components preferred.

SALARY: A.E.O. £549 (at 18)—£776 (at 22)—£983 (at 26 or over)—£1,201; E.O. (minimum age 26) £1,319-£1,675.

Prospects of permanent pensionable posts.

APPLICATION FORMS from the Director at the above address, quoting E/AF/172. Closing date 6th October 1965.

MINISTRY OF DEFENCE (ARMY DEPARTMENT) ORDNANCE BOARD

Kensington, W.14

ASSISTANT EXPERIMENTAL OFFICER/EXPERIMENTAL OFFICER required to examine the electrical safety of weapon systems; assess their behaviour under fault conditions or when exposed to electro-magnetic fields; to co-ordinate the organisation and reporting of trials. Ability to chair meetings essential.

QUALIFICATIONS: Degree, Dip. Tech., H.N.C. or equivalent in appropriate subject. Under 22, minimum qualification is 2 G.C.E. 'A' levels in Science and/or Maths. subjects. A good knowledge of radio engineering would be an advantage.

SALARY: A.E.O. £614 (at 18)—£846 (at 22)—£1,053 (at 26 or over)—£1,276; E.O. (minimum age 26) £1,394-£1,760.

Opportunities for establishment.

APPLICATIONS: To Ministry of Defence, CE 2 (f) (AD), London, W.C.2.

Except where otherwise stated all the above posts are pensionable, and **APPLICATION FORMS** may be obtained from **Civil Service Commission, Savile Row, London, W.1.** Please quote appropriate reference.

Marconi test activities

COMPUTER TEST
HIGH POWER TRANSMITTER TEST
TEST METHODS
AUTOMATIC TEST PROGRAMMING
ENVIRONMENTAL TEST

There are vacancies in these and other test activities at Marconi's Chelmsford Works, for men with previous experience.

Marconi

Please write, with brief details, to The Marconi Company Limited, Assistant Manager (Works), Group Personnel Services, English Electric House, Strand, London WC2, quoting reference WW/2504E.

The Marconi Company Limited, Chelmsford, Essex

BEC BRITISH COMMUNICATIONS CORPORATION LIMITED

ELECTRONIC TEST ENGINEERS

urgently required for interesting and varied work on advanced communications equipment.

REVISED SALARY SCALES

Excellent working conditions in new building.

Apply now to: The Chief Inspector, British Communications Corporation Limited, South Way, Exhibition Grounds, Wembley, Middlesex.
Telephone Wembley 1212

A MEMBER OF THE CONTROLS AND COMMUNICATIONS GROUP

ELECTRICAL ENGINEERING IN COTSWOLDS

A sophisticated medium size Company is expanding its new Electronics Division, specialising in industrial instruments. Exciting possibilities. Vacancies for:

RESEARCH & DEVELOPMENT ENGINEER

Should be of graduate status with development experience.

ASSISTANT DEVELOPMENT ENGINEER

Age 21-25 with H.N.C. Electronics or equivalent.

DESIGN DRAUGHTSMEN

Should have experience of printed circuit design.

Salaries according to experience. Pleasant country town. Housing at less than city prices.

Candidates' names will not be disclosed to our client without permission.

Write giving brief details to:

Personnel Management Bristol Ltd.,
1 Whiteladies Road, Bristol 8.

THE UNIVERSITY OF SUSSEX THE CHEMICAL LABORATORY

There is a vacancy for a
SENIOR TECHNICIAN
ELECTRONICS

to be responsible for the maintenance and construction of electronic instruments used in the teaching and research laboratories. Opportunities will be available for the design and operation of instruments.

Appointment on scale £840-£1,040 per annum according to age and experience, plus the appropriate educational allowance.

Applications giving age, qualifications and experience, should be sent to the Laboratory Superintendent, The Chemical Laboratory, University of Sussex, Falmer, Brighton, as soon as possible.

MINISTRY OF DEFENCE (ARMY DEPT.), CIVILIAN TECHNICALS GRADE III IN THE ROYAL ELECTRICAL AND MECHANICAL ENGINEERS. TECHNICAL staff with Electrical/Electronic, Telecommunications, Optical Instruments, Light Aircraft and Helicopter experience required for supervisory, inspection, technical author and assessor (forward assessment of spare parts requirements) appointments. VACANCIES exist at present in the following areas: ASHCURCH, Colchester, Donnington, Melton Mowbray, Mill Hill, Middle Wallop (Light Aircraft and Helicopter), Newark, Reading, Salisbury and Woolwich. APPLICANTS should have served an apprenticeship (or have had a nequivalent period of training), followed by 3 years' practical experience and possess O.N.C. or equiv. quals. Successful completion of an Artificer's Course in REME or Foreman of Signals Course is acceptable in lieu. NATIONAL salary scale for Technical Grade III is £796 to £1,129 p.a. (£945 at age 26 or over on entry) plus London Weighting of £45 to £50 where applicable. APPLICATION forms from: The Manager (PE.4767), Ministry of Labour, Professional & Executive Register, Atlantic House, Farringdon St., London, E.C.4. [1308]

AIRCRAFT radio engineers experienced in the overhaul and testing to specification of any of the following systems: VHF & HFRT, VOR/ILS/MKRs and ADF. A vacancy also exists for an engineer in our radio installation dept. Min. of Av. ARME licences an advantage but not essential. Rates of pay according to qualifications, age and experience.—Apply to: Chief Inspector, A. J. Whittemore (Aeradio), Ltd., Biggin Hill Aerodrome, Biggin Hill, Kent. [1307]

ASSOCIATED TELEVISION LTD. has vacancy in London for ASSISTANT ENGINEER (Technical Operations Section). SALARY £1,370 p.a. GOOD knowledge of electronics and electronic equipment as used in television broadcasting centre essential. Knowledge of Master Control techniques advantageous. Duties involve operation and maintenance of equipment in Central Apparatus and Telecine areas. Apply fully in writing stating age, knowledge and experience to Head of Personnel, ATV House, 17, Great Cumberland Place, London, W.1. [1304]

REDITUNE LIMITED

Have a vacancy for an engineer to undertake the maintenance and assist in manufacture of professional tape recording equipment. A thorough knowledge of latest audio techniques essential. Salary according to qualifications, age and experience.

APPLY:

CHIEF ENGINEER, REDITUNE LTD.,
CRAY AVENUE, ORPINGTON, KENT
Orpington 32121

PROFESSIONAL TELEVISION Cintel Telecine Units



RANK-BUSH MURPHY LIMITED
A COMPANY WITHIN THE RANK ORGANISATION

We are expanding our activities in the Cintel Television Design Department. There are heavy commitments in the field of high quality flying-spot monochrome and colour television picture generating equipment which is widely used by British and Overseas broadcasters. Additional design staff are required at all levels, and details of some of our current vacancies are shown below. All posts offer attractive conditions and salaries within an absorbing technical environment.

ELECTRONIC ENGINEERS

for work on:—Transistorised flying-spot film and slide scanning equipment. Transistorised wideband amplifiers for use in the signal processing chain of television broadcast equipment. General electrical design and development of transistorised telecine equipments.

Previous relevant experience is necessary, preferably in the specific field of professional television, H.N.C. or degree qualifications are an advantage.

MECHANICAL DESIGNER

to design film transport mechanisms and associated hardware with the minimum amount of supervision.

Previous experience designing precision mechanisms is necessary, and H.N.C. or equivalent qualifications in mechanical engineering would be preferred.


JUNIOR DRAUGHTSMAN

aged 22 and over, to prepare layouts and piece parts for telecine equipments.

Some previous experience is necessary, and a knowledge of printed Circuit layout techniques would be preferred.

Please write with brief details to:
RANK-BUSH MURPHY LIMITED,

**The Personnel Officer—Technical Staff,
Welwyn Garden City, Hertfordshire.**



THE RANK ORGANISATION LIMITED

JUNIOR Engineer required for trade Association work on semiconductors, integrated circuits and valves; duties, committee administration and co-ordination of technical work; qualifications, recent graduate H.N.C. or equivalent in basic knowledge and experience, recording and reporting in clear, concise English essential; salary, according to experience and qualifications.—Apply in writing, to the Secretary, BVA/VASCA, Mappin House, 156/162, Oxford St., London, W.1. [1309]

BOOKS, INSTRUCTIONS, ETC.

PROGRAMMED experiments with transistors will teach you circuit fundamentals; particulars, s.a.e.—Box W.W. 25, Wireless World.

MANUALS, circuits of all British ex-W.D. 1939-45 wireless equipment and instruments from original R.E.M.E. instructions; s.a.e. for list, over 70 types.—W. H. Bailey, 167a, Moffat Rd., Thornton Heath, Surrey. [143]

ARTICLES FOR SALE

20 AVO Douglas No. 3 wave winders, offers wanted.—Box WW 1305, Wireless World.

WE OFFER interesting employment involving constructing, servicing, designing and other activities connected with our electronic flash equipment and associated devices.

WE REQUIRE, therefore, men (age 25 to 35) with a genuine knowledge of basic electronics, experience in handling workshop tools and an understanding of component problems. Interest in photography and ability to drive an advantage.

Please write or telephone for appointment to **Mr. D. J. CECIL,**

STROBE EQUIPMENT LTD.,
56 Turnmill Street, London, E.C.1.
Phone: Clerkenwell 9268.

COSSOR Cro. 1035 & 1052, £27 each o.n.o.—Box WW 20, Wireless World.

FERROGRAPH 5'AN (March 1964), £62, no offers (London)—Box WW 110, Wireless World.

R.C.A. Radiomarine communications receiver, model A.R. 8516L, 110 and 240 volts, brand new; 110gns.—Upper Warlingham (UAO) 4409. [1317]

W.W. back numbers, 1951-64, good condition; details, send s.a.e.—M. Bray, Churchill College, Cambridge. [23]

RESISTORS! Polythene wrapped cards of ten, close tolerance, assorted wattage and value; £2/10 per 1,000.—G. F. Milwood, 17, Peel Close, Drayton Bassett, Staffs. [1320]

TRANSISTORISED signal injector, complete kit of components and circuit of injector for testing amplifier or radio; 10/- only, post free.—G. F. Milwood, 17, Peel Close, Drayton Bassett, Staffs. [1318]

DOUBLE beam oscilloscope almost unused, telequipment type D45 with two type A amplifiers (D.C. to 15 Mc/s), 2 high impedance probes, light hood and operators manual, cost new £135, offers please—Box W.W. 1310, Wireless World.

THE UNIVERSITY OF SUSSEX SENIOR TECHNICIAN

IN THE BIOLOGICAL LABORATORY

An **ELECTRONICS TECHNICIAN** is required for the Biology Laboratory to be responsible for maintenance and construction of electronic instruments used in research and teaching. Opportunities will be available for the design and operation of instruments.

Possession of a National Certificate in Electrical Engineering or equivalent would be an advantage.

Appointment on scale £840-£1,040 per annum according to age and experience, plus a supplementary award of £30 or £50 for certain specific qualifications.

Applications (three copies) giving full details, including age, qualifications and experience, with the names and addresses of two referees should be sent to the Assistant Registrar (Establishment), University of Sussex, Stanmer House, Stanmer, Brighton as soon as possible.

UNITED KINGDOM ATOMIC ENERGY AUTHORITY CHAPELCROSS WORKS

INSTRUMENT MECHANICS

Chapelcross Works requires experienced men with knowledge of electronic equipment and/or industrial instrumentation for fault diagnosis, repair and calibration of a wide range of instruments used in nuclear reactors and radiation laboratories. This work involves maintenance of instruments using pulse techniques, wide band, low noise amplifiers, pulse amplifier analysers, counting circuits, television and industrial instruments used for measurement of pressure, temperature and flow.

Men with H.M. Services, industrial or commercial background of radar, radio, television or industrial or aircraft instruments are invited to write for further information.

HOUSING is immediately available.

For further details, write to:—

**Labour Manager,
Chapelcross Works,
ANNAN, Dumfriesshire.**

H.M. GOVERNMENT COMMUNICATIONS CENTRE

Hanslope Park, near Wolverton, Bucks.

This Establishment is engaged in Research and Development covering an extensive range of communications projects. Graduate Scientists keen to work in this field are required. Areas of interest include:—

Acoustics
Magnetics
Radio (VLF to microwave)
Infra Red Optics
Signal Analysis
Computer Programming

Qualifications: A university degree or Diploma in Technology with first or second class Honours. Exceptionally, evidence of high professional attainment would be accepted. All applicants and their parents must have been British subjects at all times since birth.

Salary Scales: Within the range £895 to £2,082 per annum according to age and experience. These posts can lead to permanent and pensionable positions and carry good prospects of promotion to more senior posts.

The Establishment is situated in pleasant rural surroundings within easy reach of several residential areas.

Applications, stating age, qualifications and experience, should be addressed to:—

The Personnel Officer, H.M.G.C.C.
Hanslope Park, Hanslope,
Near Wolverton, Bucks.



ABC TELEVISION A Career in Television

A young man with minimum qualification of H.N.C. is required by ABC Television Limited.

The successful applicant will have a good basic knowledge of the theory and circuitry of television transmission equipment and domestic television receivers. There is an opportunity for the right man to gain experience, and progress within the Company, provided he is prepared to enlarge his knowledge to keep in step with advancing techniques in the industry.

Apply Personnel Manager, ABC Television Ltd.,
Broom Road, Teddington, Middlesex.

EVERSHED Bridge Megger, 1,000 volt, as new with test certificate. £55. Multirange High Grade service test meters, as new, £9. Reflecting Galvanometer, £5.—Cooper, 513, Hobmoor Rd., S. Yardley, B'ham, 26. [1291]

CONDENSER bargain! Miniature paper condensers. 1/4in x 1/4in. ideal for transistor sets. .0001, .001, .002, .005, .02, .04pF; also small, 500pF and 2.2pF condensers; all 7/6 per 100. £3 per 1,000.—G. F. Milwood, 17, Peel Close, Drayton Bassett, Staffs. [1321]

TRANSISTORS at give-away price! NKT 124/5 switching transistors, also capable of being used in all stages of a superhet. 6 for 10/-; Newmarket 405, 10/- each; miniature earphone with plug and lead, 5/-; transistor electrolytics, 1/2 each; brand-new 4in speakers, 10/-; goods under 10/- add 6d postage, please.—G. F. Milwood, 17, Peel Close, Drayton Bassett, Staffs. [1319]

MULLARD 185L 2kw ultrasonic generator, completely overhauled, £140; Droitwich frequency standard, outputs 1meg, 100kc, 10kc, 1kc, £75.—West Riding Electronics, 1, Wilton St., Batley, Yorks. [242]

ARTICLES WANTED

WANTED, all types of communications receivers and test equipment.—Details to R. T. & I. Electronics Ltd., Ashville Old Hall, Ashville Rd., London, E.11. Ley. 4986. [140]

URGENTLY wanted, new valves, transistors, radios, cameras, binoculars, tape recorder and tapes, watches, any quantity.—S. N. Willetts, 43, Spon Lane, West Bromwich, Staffs. Tel. Wes. 2392. [145]

WANTED, surplus APQ/43 and APG 501 radar units, servo repeaters R.A.2 (part of control Gimbal position), and silicon controlled rectifiers.—Box W.W. 21, Wireless World.

ELECTRONICS TECHNICIAN

ONC STANDARD

Required by expanding company producing miniature electro-magnetic units. This is an interesting and progressive position where personal resourcefulness and ability is encouraged.

For further details and an interview please call, telephone or write to:—

KNOWLES ELECTRONICS LIMITED

Victoria Road, Burgess Hill.

(Telephone 5432—4 lines)

TESTERS

required for interesting work on L.F. and H.F. Transmitters. Previous fault-finding experience essential.

The positions available would be of special interest to persons employed in the fault-finding and repair of television who are keen to establish themselves in a position that offers:

- ★ Satisfactory employment
- ★ Five-day week
- ★ Good prospects of advancement.
- ★ Staff status
- ★ Sick pay
- ★ Generous salary

Apply: Personnel Manager

Multitone Electric Co. Ltd.

12-20 Underwood St., London, N.1

VACANCIES IN THE COMPOSITE SIGNALS ORGANISATION

A limited number of vacancies, offering good career prospects, exist for

Radio Operators (Male)

Interviews will be held in NOVEMBER.

Candidates should have a minimum of two years' practical Radio Operator experience.

Write, giving details of Education and Qualifications to:—

Recruitment Officer (CSO/3),
Government Communications Headquarters,
'A' Block,
Priors Road,
CHELTENHAM,
Glos.

LOUGHBOROUGH COLLEGE OF TECHNOLOGY

Loughborough, Leicestershire.

DEPARTMENT OF AERONAUTICAL AND AUTOMOBILE ENGINEERING

Chief Technician - Electronics

A vacancy exists for the post of Chief Technician to supervise and assist in the work of a small section engaged in the construction and servicing of electronic instrumentation and control systems in the department.

Applicants should have served a recognised trade apprenticeship and have practical experience of electronic systems preferably associated with aircraft or automotive applications. Possession of an appropriate City and Guilds certificate or equivalent qualifications is an advantage.

The surroundings and working conditions in the College are good and there are excellent leave conditions. The post is superannuable.

Salary Scale: £1,075—£1,245 per annum.

Applications should be made to the Head of the Department of Aeronautical and Automobile Engineering.

PHYSICIST *for Noise Control*

to work in Harlow

There is a vacancy in this expanding Division concerned with noise reduction.

The division undertakes:

- * Noise measurement and analysis.
- * Development of new materials and techniques for vibration damping insulation and absorption.
- * Consultancy on industrial noise reduction problems.

* Qualifications: Preferably an honours degree but H.N.C. would be considered.

Some relevant experience is essential.

Salary by negotiation but would be appropriate to qualifications and experience. Generous bonus scheme and other fringe benefits.



Write giving details to **Laboratory Manager**

Revertex Limited **Temple Fields Harlow Essex**

SURPLUS HANDBOOKS

19 Set Instruction Handbook	3/6.	P.P.	6d.
1155 Instruction Handbook	3/6.	P.P.	6d.
H.E.O. Instruction Handbook	3/6.	P.P.	6d.
46 Set Walkie-Talkie Circuit and Notes	3/6.	P.P.	6d.
98 Set Walkie-Talkie Instruction Handbook	4/6.	P.P.	6d.
98 Set Instruction Handbook	3/6.	P.P.	6d.
Frequency Meter BC221 Instruction Handbook	3/6.	P.P.	6d.
Wavemeter Class D Instruction Handbook	3/6.	P.P.	6d.
18 Set Circuit Details and Notes	3/6.	P.P.	6d.
R1116/A Circuit Diagram and Details	1/6.	P.P.	6d.
R1224/A Circuit Diagram and Details	1/6.	P.P.	6d.
R1355 Circuit Diagram and Details	1/6.	P.P.	6d.
RF Unit 24 Circuit Diagram and Details	1/6.	P.P.	6d.
RF Unit 25 Circuit Diagram and Details	1/6.	P.P.	6d.
RF Unit 26 Circuit Diagram and Details	1/6.	P.P.	6d.
Amplifier A1134 Circuit Diagram and Details	1/9.	P.P.	6d.
Resistor Colour Code Indicators. Indicates the value of a resistor at a glance	1/6.	P.P.	6d.

MAIL ORDER ONLY TO INSTRUCTIONAL HANDBOOK SUPPLIES, TALBOT HOUSE, 28 TALBOT GARDENS, ROUNDHAY, LEEDS, 8.

SCOTTISH TELEVISION LIMITED

has a vacancy for an

ENGINEER

with experience in Sound Film Recording. Applicants must be fully conversant with 16 mm. magnetic re-recording and transfer techniques. A wide experience in the maintenance of valve and transistorised motion picture recording and reproducing equipment is essential. We offer good salary and working conditions.

Apply in writing to the Personnel and Labour Relations Officer, Scottish Television Limited, Theatre Royal, Hope Street, Glasgow.

INDEPENDENT TELEVISION MIDLAND STUDIOS

Two vacancies have arisen for trainees to work in the Engineering Department at the above studios. Candidates must have a good working knowledge of radio and television fundamentals and a keen interest in the maintenance of complex electronic equipment. The preferred age range is 20-25 years and one of the following types of experience may be suitable.

Ex-Service Wireless or Radar fitter or mechanic. Radio and Television servicing (C. & C. Finalist). Keen Radio and Television Amateur.

The salary for this grade is £628 p.a. at the present time and on completion of training salaries in excess of £1,100 p.a. will be paid. Applications must be made in writing and be addressed to:—

**The Engineer-in-Charge,
Alpha Television Studios,
Aston, Birmingham 6.**

INSTRUMENT TECHNICIAN

Required to work in a group engaged on research and advanced development of high vacuum instruments and allied devices. The position is suitable for a person who has completed an apprenticeship in the Scientific Instrument Industry and/or is taking a recognised Technician's course.

Age 21-25. Salary according to qualifications.

Apply: Head of Central Research Laboratory,

**Edwards High Vacuum
International Ltd.**

Manor Royal, Crawley, Sussex.

ELECTRONIC ENGINEERS

Service Engineers required for London Area and Provincial Offices of well-known Company manufacturing Electronic Desk Calculating Machines. Applicants should possess a sound knowledge of basic electronics with experience in electronics, Radar, Radio and T.V., or similar field. Position is permanent and pensionable. Comprehensive training on full pay will be given to successful applicants. Please send full details of experience to: Service Manager, Sumlock Comptometer Ltd., 102/108 Clerkenwell Road, London, E.C.1.

UNIVERSITY OF NEWCASTLE UPON TYNE THE MEDICAL SCHOOL DEPARTMENT OF MEDICINE

Applications are invited for the post of ELECTRONIC TECHNICIAN in the Department of Medicine, vacant from the 1st October, 1965. Applicants should hold the General Certificate of Education with "O" level passes in Physics and Mathematics and should have experience in the design and construction of electronic equipment.

Commencing salary, according to qualifications and experience, will be at an appropriate point on the University's scale for Technicians (£600 per annum to £840 per annum) plus a supplementary allowance of £30 or £50 per annum for appropriate qualifications.

Applications in writing, giving full details of age, experience and qualifications, should be sent to the Professor of Medicine, The Medical School, University of Newcastle upon Tyne, as soon as possible.



ABC TELEVISION

Senior Engineer

Applications are invited for the position of Senior Engineer at Teddington Studios.

Applicants must have considerable experience of studio operation including the maintenance of all types of television transmission equipment, with particular reference to video tape recording and associated techniques.

Starting salary will be £1,924 per annum.

Applications, in writing, stating age, qualifications and previous experience, should be addressed to:

The Personnel Manager,
ABC Television Limited,
Broom Road, Teddington, Middlesex



TEST ENGINEERS

These vacancies are suitable for Engineers who wish to be engaged in testing a wide range of valve and semi-conductor industrial control equipment, including digital systems. A working knowledge of electrical/electronic circuitry is essential.

These are interesting permanent staff situations, and the salary paid will be commensurate with ability and experience.

Applications for the above positions, stating age, qualifications and previous relevant experience, should be addressed to:—

Personnel Manager,
LANCASHIRE DYNAMO ELECTRONIC PRODUCTS LTD.,
RUGELEY, Staffs.

DECCA RADAR

ELECTRONIC TEST ENGINEERS are required at Chessington, Surrey, to join a team engaged on a major project involving a variety of new design and manufacturing techniques. Candidates with appropriate experience and ability will be given opportunity to gain promotion to the design staff.

Commencing salaries to these posts will be between £850 and £1,150 per annum. These are permanent staff positions with entry to Company Pension Fund after qualifying period.

Please write or telephone Personnel Officer, Decca Radar Limited, 9 Davis Road, Chessington, Surrey. Lower Hook 5281.

TELEVISION DEVELOPMENT ENGINEER

Applications are invited from electronics Engineers for development of television receivers and associated electronic equipment from conception, following through all phases to production. Applicants should preferably have experience in a similar capacity, i.e., radio or television design/development. Engineers who have a wide experience of servicing will be given consideration, depending on standard attained. Applicants should be in age group 25/35 years and must be capable of working on own initiative. Housing assistance may be given.

Apply giving details of age, experience, qualifications, if any, present salary, etc., Personnel Manager, Ultra Radio and Television Ltd., Fareham Road, Gosport, Hants.

MARSHALL 100 channel pulse height analyser required in any condition; price and details to: Physics Department, University of Durham, South Rd., Durham City. Tel. Durham 3541, ext. 242. [1316]

A STATIC voltage relays 50/60c. YB.02565; Transformers YB.02560; Chokes YB.02561; Condensers 1.6mFd. 3.2mFd. 4.3mFd. YB.02562/3/4; Mercury switch YB.01456; Variacs 50.B —Box WW 150, Wireless World [1136]

TAPE RECORDING ETC.

SAVE on cost of hi-fi. See Audio Supply notice (advert. No. 111). [109]

A UNIQUE Buy! Recording tape, top brand, 7in. 2,400ft. D.P., 25/-; 5½in 1,200ft. 19/6; p. & p. 1/6 per spool; bargains in all sizes; s.a.s. for list; we repair, buy and sell recorders.—E. C. Kingsley & Co., Ltd., 132, Tottenham Court Rd., London, W.1. [113]

EDITORIAL ASSISTANT

required for

ELECTRICAL AND ELECTRONIC TRADER

Must be capable of writing up product and general news with accuracy and speed. Some knowledge of the radio, TV and electrical appliance industries & considerable advantage.

Age between 20 and 30.

Apply to The Editor,
ELECTRICAL AND ELECTRONIC TRADER,

Dorset House, Stamford Street,
London, S.E.1.

RADIOBIOLOGICAL UNIT require a Technical Officer or J.T.O. as Electronics Engineer. Duties will include installation and maintenance of nuclear counting equipment, also the development of other types of electronic apparatus. Minimum qualifications: Technical Officer HNC and experience of pulse technique; Junior Technical Officer ONC with knowledge of pulse circuitry. Salary, T.O. from £1,250 to £1,813, J.T.O. from £560 to £1,166. Applications, giving age, education and experience with name of at least one technical referee to: Administrator, Radiobiological Research Unit, Medical Research Council, HARWELL, Didcot, Berkshire. Ref.: GEH/7.

Opportunities in ELECTRO DYNAMICS

A number of vacancies exist for experienced and qualified engineers in our Electro Dynamics department. The work is varied and is dealt with in the following sections:

Electronics. Senior and Junior Engineers to work on analogue, digital and RF Techniques in data acquisition systems. Circuit design will be a particular asset.

Field Test. Senior and Junior Engineers with experience on oscilloscope and trace recording equipment in vibration and dynamic investigations.

Mechanical Test. Senior and Junior Engineers for work on experimental stress analysis, whirling problems and dynamic investigations of a varied nature.

Instrumentation. Engineers with experience of, or an interest in, measurements of

mechanical and aerodynamic functions covering the design and performance of temperature and pressure measuring instruments and the use of trace recorders.

These vacancies offer long-term employment under staff conditions with a Contributory Pension and Life Assurance Scheme and other benefits associated with employment in a large and progressive engineering organisation.

Written applications stating age, experience and qualifications should be addressed to:

**The Personnel Manager, (Ref. SL/30/65),
Bristol Siddeley Engines Limited
(Small Engine Division), Stag Lane, Edgware.**



BRISTOL SIDDELEY ENGINES LIMITED

TAPE/DISC/TAPE transfer editing; duplicating; if quality and durability matter (especially with LPs from your precious tapes), consult Britain's oldest transfer service.—Fund raising records published for schools, musical societies (tax free).—Sound News Productions, 10, Clifford St., London, W.1. Reg. 2745. [108]

NEW GRAM AND SOUND EQUIPMENT

GLASGOW.—Recorders bought, sold, exchanged; cameras, etc., exchanged for recorders or vice-versa.—Victor Morris, 343, Argyle St., Glasgow, C.2. [120]

TAPE RECORDER HEADS

Person experienced in design and manufacture of single track. Apply:
**COLETRON INSTRUMENTS,
Albert Street, RAMSGATE.
Thanet 52148.**

RETURN of post service; record changers, players and tape decks, some at special prices; speakers, Martin tape kits, Mullard amplifier kits, test meters, all in stock, H.P. available; send for free illustrated lists, postal only.—Watts Radio, Ltd., 54, Church St., Weybridge, Surrey. Tel. 47556. [114]

VALVES

VALVE cartons by return at keen prices; send 1/- for all samples and list.—J. & A. Boxmakers, 75a, Godwin St., Bradford, 1. [116]

4 TEST ENGINEERS required by DECCA RADAR

at their Research Laboratory, Hersham (2 minutes from Hersham station). Progressive positions requiring men of ONC & HNC standard with experience of radar and associated electronics. Interesting small quantity production, working in close liaison with design engineers. Positions pensionable after probationary period.

Apply: G. M. Speedy, Decca Radar Ltd., Lyon Road, Hersham, Surrey. Telephone Walton 28851.

FERRANTI LIMITED

WESTERN ROAD, BRACKNELL, BERKS

require

SPECIFICATION WRITERS

in their Digital Systems Department.

These positions require personnel who can write specifications on electronic equipment.

Previous writing experience to E.I.D. standards is preferred but not essential. Qualification to O.N.C. Electrical Engineering, or equivalent is desirable but relevant Service experience is acceptable.

Please write to the Male Personnel Officer, Ferranti Limited, Western Road, Bracknell, Berkshire, quoting Ref.: VOR/1.

Radio Spares Ltd.

FOR ELECTRONIC COMPONENTS—BY RETURN



WW—174 FOR FURTHER DETAILS.

VALVES WANTED

WE buy valves for cash, large or small quantities, old types or the latest; send details, quotations by return.—Waltons Wireless Stores, 15, Church St., Wolverhampton. [134]

RECEIVERS AND AMPLIFIERS—SURPLUS AND SECONDHAND

HIRO Rx's, etc., AR88, CR100, BRT400, G209, S640, etc., etc., in stock.—R. T. & I. Electronics, Ltd., Ashville Old Hall, Ashville Rd., London, E.11. Ley. 4986. [142]

TEST EQUIPMENT — SURPLUS AND SECONDHAND

SIGNAL generators, oscilloscopes, output meters, wave voltmeters, frequency meters, multi-range meters, etc., etc., in stock.—R. T. & I. Electronics, Ltd., Ashville Old Hall, Ashville Rd., London, E.11. Ley. 4986. [141]

SERVICES OFFERED

JOIN Audio Supply Service, 7/6 p.a. (60-page photo- J graphically illustrated, non-advertising), hi-f catalogues, 4/6; your best guide for safe buying.—10, Clifford St., London, W.1. [111]

NEW COMPONENTS

A simple transistor f.m. tuner; s.a.e. for itemised price list, including ready wound coils.—Ajax Electronics, 18a, Rumbold Rd., Fulham, London, S.W.6. [122]

ALL T/V spares,LOPTs our speciality, any make Alpa-Ultra, mostly makers' exact replacements, e.g. EKCO T221/231/284/310/311, 69/9; T330/331, 79/3 Murphy V240/250, 70/-; 270/280/470/540, 85/-; p.p. 4/-, c.w.o. or c.o.d.; Ekco/Ferranti Shrouds will save you £££s, 17/6; s.a.e. for enquiries or telephone Tid. 5394 (day), Rod. 7917 (night); orders despatched same day; T.G.S. Mail Order Department now at Brockley T/V, 28, Brockley Cross, S.E.4. Callers welcome. [144]

TELECOMMUNICATIONS OFFICER (RADIO)

required by the GOVERNMENT OF MALAWI, Civil Aviation Department on contract for one tour of 24-36 months in the first instance. Commencing salary according to experience not less than £1,515 in scale (including overseas addition) rising to £1,905 a year. Gratuity 15% of total salary drawn. Outfit allowance £30. Free passages. Liberal leave on full salary. Generous education allowances.

Duties include the installation and maintenance of telecommunications equipment and Radio Navigational Aids at aerodromes in Malawi. Candidates, under 50 years of age, must have had not less than 4 years' experience in Radio Communications after completing an apprenticeship or similar training and should possess City and Guilds Intermediate Telecommunication Certificate plus Grade "B" certificates or equivalent.

Apply to CROWN AGENTS, M. Dept., 4 Millbank, London, S.W.1, for application form and further particulars, stating age, name, brief details of qualifications and experience, and quoting reference M2T/62628/WF.

UNIVERSITY COLLEGE OF WALES ABERYSTWYTH

Applications are invited for the following posts for work in the Department of Physics on Upper Atmosphere Research projects, primarily involving rocket firings.

JUNIOR TECHNICIANS

Minimum educational qualifications 3 GCE "O" level passes. A pass in "A" or "O" level Physics would be an advantage. Could be recent school leavers. Salary range £280 to £500 per annum according to age.

TECHNICIANS AND SENIOR TECHNICIANS

Technical qualifications should be supported by practical experience in the electronics field and sound workshop knowledge. Salary scales up to £1,010 depending upon qualifications and experience.

Applications should be made to the Registrar as soon as possible.

* an invaluable book for students

Worked Examples in Electronics and Telecommunications Vols. 1 & 2

B. Holdsworth, B.Sc. (Eng.), A.M.I.E.E.

Z. E. Jaworski, Dipl. Ing., D.I.C., A.M.I.E.E.

Written specifically to meet the needs of students preparing for the B.Sc. Final examinations in electronics and electrical engineering, and of those preparing for the qualifying examinations of the professional bodies. Each chapter deals with one main topic and contains a selection of representative examples which enable the reader to acquire a thorough grasp of the principles involved.

Vol. 1. 25s net by post 25s 10d 209pp. illust.

Vol. 2. 22s 6d net by post 23s 2d 134pp. illust.

obtainable from leading booksellers

ILIFFE Books Ltd

DORSET HOUSE STAMFORD STREET LONDON S.E.1

a practical new book on
the transistor version of the
building bricks commonly
used in pulse circuits

ELEMENTS OF TRANSISTOR PULSE CIRCUITS

T. D. Towers M.B.E., M.A., B.Sc., A.M.I.E.E., A.M.I.E.R.E.

This new work provides the busy engineer with a review of the transistor version of the building bricks commonly used in pulse circuits. The treatment is mainly descriptive and entirely practical, while detailed analysis and the use of mathematics have been kept to a minimum. The main features of the various members of the pulse circuit family are considered and the special problems created by the use of transistors thoroughly discussed.

Every other aspect of this important subject is comprehensively covered.

35s. net by post 30s. 172 p.p. 107 diagrams

obtainable from leading booksellers

ILIFFE Books Ltd.

Dorset House, Stamford Street, London, S.E.1

Hi-Fi

EQUIPMENT CABINETS OF DISTINCTION



LOWFLEX

- Illustrated in this advertisement are two fine cabinets from the Lewis Radio Range.
- These Cabinets are just two of a really extensive range.
- Each one carefully made by British Craftsmen and soundly constructed from the best materials available.
- Fill in coupon below to obtain FREE catalogue showing this wonderful range of cabinets.



LOWBOY

FREE THE NEW LEWIS RADIO CATALOGUE

Designed to assist your choice of cabinet. The new Lewis Radio Cabinet Catalogue—the most comprehensive ever prepared. Sent absolutely FREE!

Please send your FREE 24-page cabinet catalogue

NAME

ADDRESS

..... (Dept. W 105)

CAPITALS PLEASE

LEWIS radio

100 Chase Side, Southgate, London N.14. Tel: Palmers Green 3733/9666

WW-175 FOR FURTHER DETAILS.

P. O. 3000 TYPE RELAYS
AT A PRICE YOU CAN AFFORD
Reconditioned as new. Built up to customers requirements. Return of post delivery. Let us quote you.

RADIO COMM. UNIT
ARTHUR SALLIS
93 NORTH ROAD BRIGHTON SUSSEX
Phone BRIGHTON 65806
GOVT. ELECTRICAL SURPLUS

B.B.C.2. TV. RADIO. TAPE REC., SPARES.
B.B.C.2/625. Complete conversion kits, or tuners and IF panels separately; send for free lists. Special offer, manufacturer's complete UHF conversion kit, tuner, transistorised sound and vision IF panel, controls, fittings, etc., only £8/10, post 3/6. TV Signal Booster Units, Labgear B1/3, or UHF 75/-, masthead 105/-, Perdio UHF 70/-, post free; L.O.P.T.s., Philips, Stella 1768, 8617, etc., 92/6. Ekco-Ferranti U25 types 42/6, Ekco/Ferranti U26 and Perspex types 64/6, Ferguson 306, 308 42/6, 406, etc., 75/6. Sobell, RS11 48/6. 173, etc. 67/6. Pye V4 to V700, etc., 64/6 post 3/-; also Alba, Cossor, Decca, G.E.C., K.B., Invicta, Pam, Philco, McMichael, R.G.D., Dynatron, Emerson, Regentone, Ultra, H.M.V., Marconi, etc.; Scan coils, frame O/P, Frame osc., Line osc., mains sound O/P transformers—width/lin coils, mains droppers, dual controls etc.; Tuner Units, Fireball, Incremental, turrets, channel coils; CRTS, Mullard, Mazda, Brimar, Emiscope 14in and 17in 85/-, 21in 120/-, etc., carriage 10/-; Tape Recorders, belts, heads, motors, etc.; salvaged components—large selection clean, serviceable turrets, transformers, etc.; enquiries invited, C.O.D. 2/6. MANOR Supplies, 64, Golders Manor Drive, London, N.W.11 Callers, 589p, High Rd. (near Granville Rd.), N. Finchley, N.12. Hll. 9118 (day), Spe. 4032 (evg.) open all week incl. Sat. [101]

SILICON Transistor Tape Recorder, s.a.e. for itemised price list including ready wound transformers. Ajax Electronics, 18A, Rumbold Road, Fulham, London, S.W.6. [19]

EXCHANGES

WE purchase for spot cash, modern used hi-fi equipment, quality tape recorders, communication RXs, stereo gear, etc., etc.; call, write or telephone, best prices given.—Miller's Radio, 38a, Newport Court, few yards from Leicester Square Underground station, Ger. 4638. Est. 20 years. Buyer can collect within 100 miles radius. [137]

SERVICE & REPAIRS

SPEAKER repairs, cones fitted, guaranteed satisfaction.—L.S. Repair Services, Pluckley, Ashford, Kent. [132]

SPEEDY and expert tape recorder and hi-fi repairs by England's leading hi-fi specialists.—Telesonic Ltd., 92, Tottenham Ct. Rd., London, W.1. Aus. 8177. [126]

CAPACITY AVAILABLE

RECTIFIERS, Selenium and Silicon units supplied for all applications, keen prices, good deliveries. J. B. SERVICES & DEVELOPMENTS, 231, Rivermill, Harlow, Essex. Tel. Harlow 26481. [112]

AIRTRONICS, Ltd., for coil winding, assembly and wiring of electronic equipment, transistorised sub-units, sheet metal work.—5a, Walerand Rd., London, S.E.13. Tel. Lee Green 1706. [107]

ASSEMBLY bottleneck? For printed circuit and light electrical assembly and testing capacity under expert supervision at competitive prices, contact Circuitron Ltd., 476, Coventry Rd., Birmingham, 10. [1315]

MISCELLANEOUS

METALWORK, all types cabinets, chassis, racks, etc. to your own specification, capacity available for small milling and capstan work up to 1in bar. PHILPOTT'S METAL WORKS, Ltd., Chapman St., Loughborough. [123]

Quidix
SOUND SYSTEMS
AUDIO EQUIPMENT MANUFACTURERS
STANSTED, ESSEX.
Phone: STANSTED 3132

WW-176 FOR FURTHER DETAILS.

EXCLUSIVE OFFERS

TRANSPORTABLE STEEL 60-FOOT AERIAL TOWERS

- * Unique design.
- * Scientific Construction.

having the following unusual features.



- * Entirely self supporting requiring no guys, stays, foundations, pickets or spikes, or any attachment to the ground.
- * Fitted with step ladder to the top and balcony with railings all round (You can walk right round the top with both hands free.)
- * 12 feet square at base tapering to 6 feet square at top, they are quite safe when subject to gale force winds and will accept 80 square feet superficial area on top at force of 60 m.p.h. They require ground area of 16 feet square.
- * Will support up to 2 tons of equipment on top, the whole tower lowered to the ground by 2 men in 20 minutes and raised in the same time.
- * Can be completely erected and dismantled by 3 men.
- * Breaks down for transport by 2 ton lorry into parts easily handled by 2 men; there are no small loose parts, no nuts or bolts to get lost or damaged; all screws and adjustments are fully protected from rust and so designed to be free from damage when transported or left loose on the ground.

Poolproof—the Tower cannot be erected if not assembled correctly. No skilled labour is required and no special tools are necessary.

- * Can be raised and lowered, erected and dismantled as many times as desired.
- * Everything necessary for the complete tower to be put into use and raised and lowered is provided; full drawings and instructions.

These fine Towers were made in England by B.I.C.C. and cost the Government £2,500 each. They are BRAND NEW and in maker's original packing. You can see one erected at our premises.

Price £345
Full details on request.

40-page list of over 1,000 different items in stock available—keep one by you.

- * 75 ft. Plywood Aerial Masts £35 0
- * 9 foot BC-610 Whip Aerials £1 15
- * Eddystone S.750 Receivers £39 0
- * Redifon R.146 Communications Receivers £27 10
- * R.C.A. AR-88D Receivers £47 10
- * R.C.A. 420 m/c, Tac 5 Sel. Beams £2 10
- * Western Electric Stabilised Power Units 100/250v. in 115v. 1 amp out £17 10
- * Model 15 Teletype Page Printers £29 10
- * Model 14 Teletype Tape Readers £25 0
- * Model 14 Teletype Repertors £25 0
- * 1 mile £14 10
- * E.M.I. WM5A Oscilloscopes £75 0
- * Edwards Speedivac Vacuum Pumps 230v. A.C. £22 10
- * Precision Mains Filter Units £3 10
- * 5 foot P.O. Angle Iron Racks £3 10
- * 3 foot P.O. Heavy Channel Section Racks £2 10
- * E.M.I. Recording Bridges £12 10
- * FST-1-1 Teletypewriter Terminal Units £7 10
- * Marconi HD-11 Teletypewriter Terminal Units £25 0
- * Avo Geiger Counters £7 10
- * Creed 7B Teleprinters 24v. D.C. £12 10
- * Philco W.S. No. 43 Transmitters 350W. £75 0
- * Metro Vickers HS.500 Waveform Monitors £135 0
- * E.M.I. 3784 Waveform Monitors on trolleys £45 0
- * Motorola Sv. Mobile Transmitters 30/40 m/cs £12 10
- * Pen type Personal Dosimeters 15

Carriage extra at cost on all above.

We have a large quantity of "bits and pieces" we cannot list please send us your requirements—we can probably help—all enquiries answered.

P. HARRIS
ORGANFORD — DORSET
WESTBOURNE 85051

WW-177 FOR FURTHER DETAILS.

RADIO CLEARANCE LTD.

BULK ENQUIRIES INVITED

27 TOTTENHAM COURT RD., LONDON, W.1
The oldest Component Specialists in the Trade

Telephone: MUSEUM 9188
EST. 35 YEARS

BARGAINS STILL AVAILABLE IN LOUDSPEAKERS

Enormous purchases of Brand New and guaranteed Plesey loudspeakers enable us to offer these units at THE LOWEST PRICES EVER. Don't miss this golden opportunity to obtain a first-grade permanent magnet LOUDSPEAKER of the production line at LESS THAN MANUFACTURER'S COST. Read carefully the prepared list below and choose just the right speaker for the job—COMPARE THE PRICES ANYWHERE.

SCHEDULE OF LOUDSPEAKERS AVAILABLE

Diameter in inches	Gauss in Lines	Impedance in Ohms	Price	Diameter in inches	Gauss in Lines	Impedance in Ohms	Price	Diameter in inches	Gauss in Lines	Impedance in Ohms	Price
2	7,000	80	8/-	3½	9,500	3	10/6	4	7,000	35	11/-
2½	7,000	35	8/6	3½	9,500	8	10/6	4	9,500	35	11/6
2½	7,000	50	8/6	3½	7,000	35	8/6	5	7,000	3	8/6
2½	7,000	80	9/-	3½	9,500	50	10/6	5	7,500	3	9/-
3	8,500	3	10/-	4	9,500	25	11/6	5	9,500	3	10/6
3	6,000	5	8/6	4	9,000	50	11/6	5	9,500	15	12/8
3	6,500	80	9/6	4	9,500	15	12/-	5	8,500	25	10/8
3	7,000	5	9/-	4	7,500	5	9/6	5½	7,000	3	11/-
3	7,000	35	9/-	4	7,000	25	11/6	8	6,000	15	13/6
3½	6,000	15	10/-	4	6,000	35	10/6	8	8,500	3	13/6
3½	7,000	3	9/6								

Elliptical Size in ins.	Gauss in Lines	Impedance in Ohms	Price	Elliptical Size in ins.	Gauss in Lines	Impedance in Ohms	Price	Elliptical Size in ins.	Gauss in Lines	Impedance in Ohms	Price
5x3	7,000	3	8/-	6x4	9,500	35	12/-	8x2½	6,000	3	8/6
5x3	9,000	35	12/-	7x3½	7,000	3	9/6	8x2½	8,500	5	9/6
5x3	9,000	3	8/6	7x3½	9,500	3	10/6	8x2½	9,500	3	10/-
5x3	9,500	3	9/-	7x3½	9,500	8	11/6	8x5	8,500	3	11/-
6x4	8,500	3	9/6	7x4	9,500	3	11/-	8x5	11,000	3	13/6
6x4	9,500	3	9/6	7x4	9,500	30	12/8	10x6	11,000	3	22/8
				7x4	10,000	3	12/8	10x6	11,000	5	22/8
				7x4	12,000	3	15/6	10x6	11,000	25	28/6

ALLOW 2/6 each speaker for P. & P./handling charges, and please specify the exact requirements—the nearest available will be sent.

SELECTED BARGAINS

Beautifully geared AM/FM 2-Gang Condensers 4/G; AM/FM IPT's 465 kc/s. and 10.7 Mc/s. 4/G pair; Magnavox Crystal Tape Recorder Mks 12/6; 3 watt Stereo Amplifiers complete ready to switch on. 79/6; Senterell rectifiers R3/2D; 3D-3-2-1Y. 2/6 each. DIODES—0A70, 0A79, 0A90, CG46E, GD10, 2/- each. TRANSISTORS—OC45 4/6; FXA 101 3/8; AF115 4/6. SUBMIN GERMANIUM DIODES 1/3. M.L DIODES 6d. each. Silicon Diodes 400 PIV 330 m.A. 2/6 each. Please send STAMPED AND ADDRESSED envelope with any enquiry. We regret no catalogues—our stocks move too quickly! Kindly make provision for sufficient postage and packing charges to avoid delay. TERMS: Cash with order or C.O.D. on orders over 30/-.

RESISTANCE WIRES

EUREKA-CONSTANTAN

Most Gauges Available

NICKEL-CHROME MANGANIN
NICKEL-SILVER

COPPER WIRE

ENAMELLED, TINNED, LITZ,
COTTON AND SILK COVERED
SMALL ORDERS PROMPTLY DESPATCHED
B.A. SCREWS, NUTS, WASHERS
soldering tags, eyelets, and rivets
EBONITE and BAKELITE PANELS.
TUFNOL ROD, PAXOLIN TYPE COIL
FORMERS AND TUBES, ALL DIAMETERS,
SEND STAMP FOR LIST. TRADE SUPPLIED.

POST RADIO SUPPLIES

33 Bourne Gardens, London, E.4
Phone: Clissold 4688

WW-178 FOR FURTHER DETAILS.

INVENTOR'S prototypes, models for research, demonstration, mystery window display or technical illustration!—Gerald Seymour, 30, Devonshire Drive, Stapleford, Nottingham. [112]

BENSON'S better bargains, send s.a.e. for free catalogue of Government and manufacturers' electronic surplus, to—Superadio (W.), Ltd., 116, Whitechapel, Liverpool, 1. [100]

TUITION

FULL-TIME courses for P.M.G. certificates and the radar maintenance certificate, also in electrical and electronic engineering.—Information from College of Technology, Kingston upon Hull. [122]

THE Incorporated Practitioners in Radio & Electronics (I.P.R.E.), Ltd., Members' Conditions booklet, 1/-; sample copy of I.P.R.E. Official Journal, 2/- post free.—Secretary, Dept. A, 32, Kidmore Rd., Caversham Rd., Caversham, Reading, Berks. [104]

BECOME "Technically Qualified" in your spare time, guaranteed diploma and exam. home-study courses in radio, TV servicing and maintenance, R.T.E.B., City and Guilds, etc.; high informative 120-page Guide—free!—Chambers College (Dept. 453), 148, Holborn, London, E.C.1. [121]

HAMMERITE

HAMMER PATTERN BRUSH PAINT
Gives a perfect pattern. All you do is brush it on!
COLOURS: blue, silver or metallic black.
2½oz. tins 3/6. ½ gallon 35/-* Carr. up to 5/-, 9d. up to ½ pint 2/8. 1 gallon 55/-* 10/-, 1/8, 16/- and over 2/9.
1 pint 15/-.*Sent by road.
From component shops or direct from the manufacturer:
FINNIGAN SPECIALITY PAINTS (W), Mickley Square, Stockfield, Northumberland. Tel.: Stocksfield 2280

WW-179 FOR FURTHER DETAILS.

TELECOM MK. II

Pocket size
V.H.F.

118-136 Mc/s
AIRCRAFT BAND
TRANSISTOR
RECEIVER
complete with
telescopic aerial,
loudspeaker and
battery.

£26.0.0


carr. paid in U.K.

BRITEC LIMITED

17, Charing Cross Road,
London, WC2 WHITEHALL 3070

WW-180 FOR FURTHER DETAILS.

4-STATION INTERCOM



olve your communication problems with this latest 4-STATION TRANSISTOR INTERCOM system (1 MASTER and 3 SUBS), in de-luxe plastic cabinets for desk or wall mounting. Call/talk/listen from MASTER to SUBS and SUBS to MASTER. Buzzing system operates to call when switched off, thus saves battery. Operates on one small 9V battery which lasts months. On/off switch. Volume control. 2½in. dynamic speakers. Fully transistorized to last years. Ideally suitable to modernize Office, Factory, Workshop, Warehouse, Hospital, Shop, etc. for instant inter-departmental contacts. Complete with three 6ft connecting wires and other accessories. Nothing else to buy. P. & P. 5/-.

INTERCOM/BABYALARM



Modernize your Office, Shop, Warehouse, Workshop, Surgery, Nursery and Home with this latest two-way TRANSISTOR INTERCOM. Consists of two units MASTER and SUB. In strong plastic cabinets with chromium stands. Elegantly designed to use as two-way instant communication system. Call/talk/listen between two persons anywhere indoors or outdoors. Both units operate on one 9V battery. Fully transistorized. Complete with accessories. P. & P. 2/9.



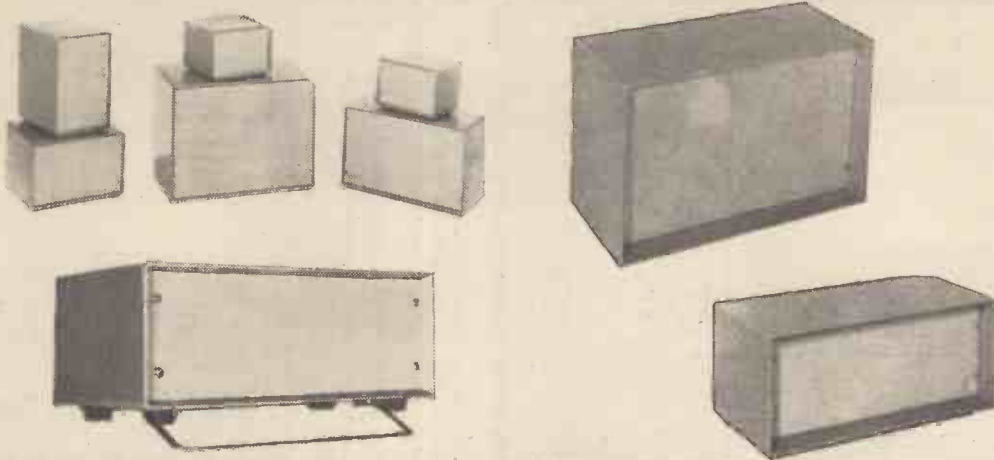
Use your TRANSISTOR RADIO or INTERCOM from domestic A.C. mains, and charge dry battery PPS 9-volts thus boost battery's life many times. Unbeatable value. Save your pounds on batteries. P. & P. 2/6. Complete with Plug, Lead and Snap cord. Full price refunded if not satisfied in seven days.

WEST LONDON DIRECT SUPPLIES (Dept. WW/11)

6 CHIGNELL PLACE, WEST EALING, LONDON, W.13

WW-206 FOR FURTHER DETAILS.

NEW STANDARD CASES FROM OLSON



Quotations gladly given for customers' own specifications and special requirements.

WRITE FOR FURTHER DETAILS TO:—

**OLSON ELECTRONIC LIMITED, 54, Myddleton Street,
LONDON, E.C.1. Telephone: TERminus 8081**

WW-181 FOR FURTHER DETAILS.

STUDY radio, television and electronics with the world's largest home study organisation. I.E.R.E., City & Guilds, R.T.E.B., etc.; also practical courses with equipment; all books supplied.—Write for free prospectus, stating subject, to I.C.S. (Dept. 442), Intertext House, Parkgate Rd., London, S.W.11. [102]

RADIO officers see the world. Sea-going and shore appointments. Our many recent successes provide additional trainee vacancies during 1965-6. Grants available. Day and boarding students. Stamp for prospectus.—Wireless College, Colwyn Bay. [128]

A.M.I.Mech.E., A.M.I.E.R.E., City & Guilds, G.C.E., etc. Become a technician or technologist for high pay and security. Thousands of passes. For details of exams. and courses in all branches of engineering, building, electronics, etc., write for 156-page handbook FREE.—B.I.E.T. (Dept. 387B), 29, Wright Lane, London, W.8. [147]

YUKAN SELF-SPRAY Get this Air Drying Grey HAMMER FINISH NOW
IT'S SUPERB... THE PUSH-BUTTON WAY

YUKAN Aerosol spraykit contains 16 ozs. fine quality durable easy instant spray. No stove baking required. Available in Grey Hammer at 14/11 at our counter or 15/11, carr. paid, per push-button self-spray can. SPECIAL OFFER: 1 can plus optional transferable snap-on trigger handle (value 3/-) for 18/11. Please enclose cheque or P.O. for total amount to:

Choice of 13 self-spray plain colours and primer (Motor car quality) also available.

YUKAN Dept. WW/9
307a Edgware Rd., London, W.2.
(Closed Thurs. aft., open all day Sats.)

WW-182 FOR FURTHER DETAILS.

AMERICAN

TEST & COMMUNICATIONS EQUIPMENT

- AN/ARC-33 U.H.F. Transceivers as detailed in Sept. Advt. Price £85.
- AN/TRC-24 U.H.F. Radio Terminal or Relay equipments.
- AN/TRC-34 F.M. Transceivers, 152/174 Mc/s. P.O. 50 w. Price £17/10/- & -19X Mobile F.M. Transceivers. Freq. as above, P.O. Supply/V 24 and 12 respectively. Price £10 and £12.
- AN/TCC-3 Telephone Terminals (AM-682/TCC-3 only).
- AN/URC-4 & AN/URC-11 V.H.F./U.H.F. "S.O.S." band "Handy-Talkies."
- AN/ARN-6 & AN/ARN-44 Compass Receivers
- AN/FPN-13 X band Radar Beacons.
- BC-610/E H.F. Transmitters, 2/18 Mc/s. V.F.O. or Xtl. P.O. 400 w.
- BC-639/A V.H.F. Receivers 100/156 Mc/s, V.F.O. tuned, c/w. 240 VAC P.S.U. Price £10.
- BC-640/B V.H.F. Transmitters, 100/156 Mc/s.
- BC-1332 Transmitters (P.O. AN/MRN-3 I.L.S.).
- TG-7 & TT-7/FG Page Printers.
- TG-30 Repeater Terminals.
- TT-52 Transmitter-Distributors.
- Northern Rad. Type 105 Mod. A4 F.S. Keyers and Type III Mod. 1 I.F. Monitors.
- TS-27/TSM Precision R-C Bridges.
- TS-118/AF R.F. Wattmeters.
- TS-140/PCM High Power A.F. Osc. and dbm Meter.
- TS-239A/U Precision LAB. Oscilloscopes
- TS-297/U General purpose Multimeters.
- TS-382D/U AF/RF Signal Generators, 20 cps/200 kc/s.
- TS-402A/U AF/RF Attenuators, 0/81 db.
- TS-917A/GG (Stelma TDA-2) Telegraph Distortion Analysers.
- I-177 Tube Testers.

SUTTON ELECTRONICS

Salthouse, Nr. Holt, Norfolk. Cley 289.

WW-183 FOR FURTHER DETAILS.

TV and radio—A.M.I.E.R.E., City & Guilds, R.T.E.B. Cert., etc., on "Satisfaction or Refund of Fee" terms. Thousands of passes. For details of exams. and home training courses (including practical apparatus) in all branches of radio, T.V. and electronics, write for 156-page handbook—FREE.—B.I.E.T. (Dept. 387A), 29, Wrights Lane, London, W.8. [148]

TECHNICAL TRAINING

RADIO and TV exams. and courses by Britain's finest home study school; coaching for I.E.R.E., City & Guilds, Amateurs Licence, R.T.E.B., P.M.G. Cert., etc.; free brochure from—British National Radio School, Russell St., Reading. [136]

P.M.G. Certificates, City & Guilds Examinations, I.E.R.E., also many non-examination courses in radio, TV and electronics; study at home with world famous I.C.S.—Write for free prospectus, stating subject, to International Correspondence Schools (Dept. 443), Intertext House, Parkgate Rd., London, S.W.11. [118]

CITY & Guilds (electrical, etc.), on "Satisfaction or Refund of Fee" terms. Thousands of passes. For details of modern courses in all branches of electrical engineering, electronics, radio, T.V., automation, etc., send for 156-page handbook—FREE.—B.I.E.T. (Dept. 388A), 29, Wrights Lane, London, W.8. [146]

LAWSON BRAND NEW TELEVISION TUBES

TWELVE MONTHS FULL REPLACEMENT GUARANTEE



12 MONTHS FULL REPLACEMENT GUARANTEE

Today's Orders dispatched Today, and full fitting instructions are supplied with every tube.

Terms: C.O.D. or C.W.O. Carriage and insurance 8/6.

The continually increasing demand for tubes of the very highest performance and reliability is now being met by the new Lawson "Century 99" range of C.R.T.'s.

"Century 99" are absolutely brand new tubes throughout, manufactured by Britain's largest C.R.T. manufacturers. They are guaranteed to give absolutely superb performance, needle sharp definition, screens of the very latest types giving maximum Contrast and Light output; together with high reliability and very long life.

"Century 99" are a complete range of tubes, in all sizes for all British sets manufactured 1947-1964.

Our stocks are very large and we can supply the EXACT tube you require by return.

12" — £4 : 10 : 0

14" — £5 : 10 : 0

17" — £5 : 19 : 0

19"-21" — £7 : 15 : 0



LAWSON TUBES

2, PEACHFIELD CLOSE MALVERN, WORCS. Tel. 2100

WW-184 FOR FURTHER DETAILS.

SOUND ADVICE

for PUBLIC ADDRESS EQUIPMENT

consult

SOUND COVERAGE

DECIBEL HOUSE, WELLINGTON TOWN RD., EAST GRINSTEAD, SUSSEX. Tel:21332/3

WW-185 FOR FURTHER DETAILS.

WIRELESS WORLD TEST INSTRUMENTS

Complete sets of Metalwork, machine engraved Front Panels, Special Tag Boards and all specified 1st grade components. For professional appearance and performance.

Send 6d. in stamps for lists

MALVYN ENGINEERING WORKS

Engineers to the Radio and Electronic Industries 7 CURRIE STREET, HERTFORD, HERTS. TELEPHONE: HERTFORD 2264

WW-186 FOR FURTHER DETAILS.

TAPE Monthly 2/-

ENTHUSIASTS

for tape recording subscribe to the Magazine with the ZEBRA stripes! 25/- (U.S.A. \$3.75) yrly. incl. postage.

FREE SPECIMEN COPY ON REQUEST

TUDOR STREET, LONDON, E.C.4. FLE. 1455

WW-187 FOR FURTHER DETAILS.

NYLON P.T.F.E.

ROD, BAR, SHEET, TUBE, STRIP, WIRE No quantity too small. List on application. BRASS · COPPER · BRONZE ALUMINIUM · LIGHT ALLOYS STAINLESS STEEL

H.ROLLET & Co.Ltd. Howie Street, S.W.11. BA7ersca 7872 ALSO AT LIVERPOOL, BIRMINGHAM, MANCHESTER, LEEDS, GLASGOW

WW-188 FOR FURTHER DETAILS.

DAMAGED METER?

Have it repaired by Glaser

Reduce overheads by having your damaged Electrical Measuring Instruments repaired by L. Glaser & Co. Ltd.

We specialise in the repair of all types and makes of Voltmeters, Ammeters, Microammeters, Multirange Test Meters, Electrical Thermometers, Recording Instruments, etc.

As contractors to various Government Departments, we are the leading Electrical Instrument Repairers in the Industry. For prompt estimate and speedy delivery send defective instrument by registered post, or write to Dept. W.W.:-

L. GLASER & CO. LTD.

1-3 Berry Street, London, E.C.1. Tel.: Clerkenwell 5481-2

WW-189 FOR FURTHER DETAILS.

SPECIAL OFFERS NO INTEREST ON 12 MONTHLY PAYMENTS



Table listing various radio models from Armstrong, Gabbard, and Leak, with prices and monthly payment options.

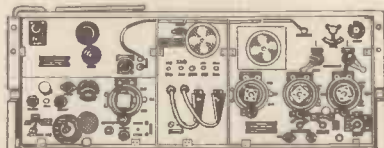
Table listing various radio models from Gabbard, Leak, and Lenoco, with prices and monthly payment options.

Table listing various radio models from Leak and Lenoco, with prices and monthly payment options.

Table listing various radio models from Leak, Lenoco, and MOSFET, with prices and monthly payment options.

MOSFET HI-FIDELITY EQUIPMENT supplied on the same terms. A. L. STAMFORD Ltd. (DEPT. H4) 98 Weymouth Terrace, London, E.2.

MARCONI CANADIAN TRANSMITTER RECEIVER GROUND STATION No. 52



WORLD WIDE RECEPTION SHIPPING AMATEUR POWER BROADCAST Comprises Receiver, Transmitter and Power Unit for 12 v. D.C. operation. Frequency coverage: 1.75-16 Mc/s. (19-170 metres) in 3 fully tunable switched wavebands. Power output 75 watts R.F.; 110 watts C.W.

COSSOR DOUBLE BEAM OSCILLOSCOPES Model 1052 Fully tested £27/10/- Carr. 20/-. WHEATSTONE BRIDGE Centre Zero Galvanometer. Scaled 20—0—20 2 1/2 in. movement, 2.5 m.A. full scale deflection, 3 stud switch controls 0-10, 0-100 ohms, 0-Inf. Complete in carrying case with instructions, 45/- Post 7/6.

TELESCOPIC AERIAL MASTS Tubular steel copperplated, spray finish, ring cam locking on each section provides for full or any height required. Suitable for all fixings and base locations. Bottom section 1 1/2 in. diameter. 30ft. (4 section). Closed fit. 9in. Weight 15 lbs. 55/- Carr. 5/- 34ft. (6 section). Closed fit. 6in. Weight 20 lbs. 75/- Carr. 5/- Further height by adding 3-4ft. Whipsections, 13/6 Carr. 4/6. (Special price for quantities).

TELEPRINTERS ORED 7B used condition, from £15. Carr. 30/-. TELETYPE COEP. Type 14B. £17/10/- Carr. 30/-. B44 MK. II & III Dipole and rod aerials 30/- per set. P. & P 5/-. Microphone with connecting plug, 15/6. P. & P. 2/-; battery input and phone plug 5/- each. P. & P. 1/6. ALL NO. 19 SET PARTS AVAILABLE. Many other bargains. S.A.E. all enquiries. A. J. THOMPSON (Dept. WW) 'Billing Lodge,' Coticote, Hitchin, Herts. Tel.: Coticote 242

WW-190 FOR FURTHER DETAILS.

tonbridge laboratories

GENERAL PURPOSE OSCILLOSCOPE MODEL T.L.4



An extremely versatile instrument available direct from the manufacturers at a very low cost. Guaranteed for six months. £19.19.6

- Specifications for the oscilloscope including C.R.T. (3 inches), Amplifier (10 c/s-25 mc/s), Time Base (1 µ sec./cm.), Input (4 ranges 100 mV/cm-50 V/cm), Weight (10 lbs), Consumption (35 watts), and Terms (C.W.O. or C.O.D. Post only).

WRITE TO - 14 Ogile Street, London, W.1 for full details.

WW-191 FOR FURTHER DETAILS.

BOOKS

'WIRELESS Servicing Manual.' W. T. Cocking, M.I.E.E. This is the tenth edition of a book which since 1936 has been known to radio servicemen everywhere as a reliable, thorough and comprehensive guide to solving most of the problems that arise in the repair, maintenance and adjustment of the modern radio receiver. In the present edition a major addition is a chapter devoted to transistors and transistor sets. The author of 'Wireless Servicing Manual' is well known to a wide circle of readers as former editor of 'Electronic Technology' and now of 'Industrial Electronics.' His crisp lucid style makes this handbook of utmost value to the service man and amateur alike. 25/- net, 26/- by post from Iliffe Books Ltd., Dorset House, Stamford St., London, S.E.1.


'INTRODUCTION to Valves.' By R. W. Hallows, B.Sc.Lond., A.M.I.E.E. Describes the principles, construction, characteristics and uses of most types of radio valves. The approach is simple and, as far as possible, non-mathematical, but the book provides the student with a thorough understanding of valves and how they work. 8/6 net from all booksellers. By post 9/4 from Iliffe Books Ltd., Dorset House, Stamford St., London, S.E.1.

'ABACS of Nomograms.' By A. Giet. Translated from the French by H. D. Phippen and J. W. Head. Most engineers have made use of nomograms at some time in their careers, and are fully alive to the fact that they are a very convenient tool when the same formula has to be solved repeatedly for several sets of variables. It is fair to say, however, that only a small proportion of even those who habitually employ nomograms know how to construct them for their own use. Most of the comparatively small literature on the subject is written for mathematicians and is extremely difficult for the practical engineer to comprehend. This book is essentially practical, and not only demonstrates the many and varied applications of the abac of nomogram, but shows how even those without highly specialized mathematical knowledge may construct their own charts. 35/- net from all booksellers. By post 38/- from Iliffe Books Ltd., Dorset House, Stamford St., London, S.E.1.

'RADIO Designer's Handbook' Editor, F. Langford-Smith, B.Sc. B.E., Senior Member I.R.E. (U.S.A.), A.M.I.E.E. (Aust.), a comprehensive reference book, the work of 10 authors and 23 collaborating engineers, containing a vast amount of data in a readily accessible form; the book is intended especially for those interested in the design and application of radio receivers or audio amplifiers. Television, radio transmission and industrial electronics have been excluded in order to limit the work to a reasonable size. 65/- net from all booksellers. By post 67/9 from Iliffe Books Ltd., Dorset House, Stamford St., London, S.E.1.



THE ONLY COMPREHENSIVE RANGE OF RECORD MAINTENANCE EQUIPMENT IN THE WORLD!



Send stamps value 9d. for 16 page booklet and supplementary data sheets Nos. 1 and 4 giving the fullest and latest information.

CECIL E. WATTS LIMITED Darby House Sunbury-on-Thames, Middx.

WW-192 FOR FURTHER DETAILS.

SURPLUS AIRCRAFT NAVIGATION EQUIPMENT

Originally part of an aircraft direction finding equipment and containing A.R.B. approved components.

POWER UNITS, 12 VOLT D.C. INPUT, 25 WATTS
Outputs 2 at 350 v. D.C. smoothed, and 1 at 6.3 v. Contains 3—OC36, 2—OC72, 9—Diodes, transformer relay, etc. In mottle grey aluminium case, 5 1/2 in. x 6 in. x 6 in. Could be adapted for shaver operation.

With circuit diagram—45/-, plus P. & P. 6/6. Diagram only 2/6, plus 9d. P. & P.

POWER UNITS AS ABOVE BUT 24 V. INPUT
40/-, plus P. & P. 6/6.
M.F. RECEIVER 200-400 & 500-900 KC/s.
Contains tuning and two I.F. stages, diodes and 2—OC170, 3—OC45, 2—OC702 and 2—OC318. In mottle grey aluminium case, 9 in. x 5 1/2 in. x 3 1/2 in.

With circuit diagram 55/-, plus P. & P. 6/6. Diagram only 2/6, plus 9d. P. & P.

INDICATOR UNIT
Contains 2 1/2 in. C.R.T. Type DG7-5 (CV.2175), 2—ECC83, 1—ECC61, E.H.T. rectifiers and numerous condensers and resistors. In mottle grey aluminium case, 9 in. x 6 in. x 3 1/2 in. and would form the basis of a miniature Oscilloscope.

With circuit diagram 55/-, plus P. & P. 6/6. Diagram only 2/6, plus 9d. P. & P.

The above items are brand new and complete but have not been tested and cannot therefore be guaranteed.

A small number of incomplete units of each version are available at 15/- each, plus P. & P. 4/-.

COMPONENTS—all first grade

Transistors OC36—matched pair	25/-
“ OC36—Single	10/-
“ OC170	7/-
“ OC45	4/-
“ AP212	12/6
Valves 12AT7 (ECC83)	4/-
“ 12AX7 (ECC83)	5/-
P. & P. 9d.	
E.H.T. Rectifiers K3.45	7/-
Vinkora LA2409	15/-
LA2103	15/-
Crystals 10.7 mc/s	15/-
P. & P. 1/-	
C.R. Tubes DG7-5	25/-
P. & P. 3/6	

Also many other items including capacitors, resistors, relays, diodes, slow motion drives, transformers, group wiring boards. Please send S.A.E. for list.

Enquiries and orders by post only to:—

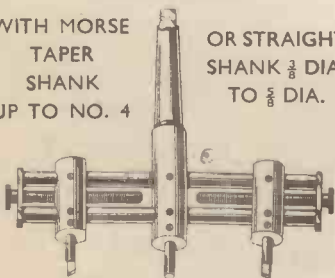
N. J. GAWLER,
40, Medina Road,
COWES,
Isle of Wight.

WW—193 FOR FURTHER DETAILS.

“BASIC Mathematics for Radio and Electronics.”
By F. M. Colebrook, B.Sc., D.I.C.A.C.G.I. Revised and enlarged by J. M. Head, M.A. (Cantab.) presents in readable form a complete course in basic mathematics from engineering students of all kinds and leads on to the more advanced branches of mathematics of increased importance to radio engineers. In this edition the chapter covering the application of mathematics to radio has been revised and enlarged, while new subjects covered include Stability, Linear Differential Equations, Elementary Statistics, Short Cuts to Numerical Calculations and an Introduction to Matrices. Will be invaluable to those without previous knowledge of the subject. 17/6 net from all booksellers. By post 18/6 from Hiffe Books, Ltd., Dorset House, Stamford St., London, S.E.1.

FOR ALL YOUR PANEL WORK WRITE FOR ILLUSTRATED BROCHURE OF PARALEX & LUBERA ADJUSTABLE HOLECUTTERS

WITH MORSE TAPER SHANK UP TO NO. 4 OR STRAIGHT SHANK ³/₈ DIA. TO ¹/₂ DIA.



HOLES ACCURATELY BORED FROM 1 in. DIA. TO 1 1/2 in. DIA.

AKURATE ENGINEERING Co. Ltd.
CROSS LANE, LONDON, N.8
TEL. FITZROY 2670

WW—194 FOR FURTHER DETAILS.

DANAVOX INTERNATIONAL

COMPONENTS (Manufacturers and Wholesalers only)



EARPHONES!



HEADSETS!



CORDS!



SWITCHES!



MICROPHONES!

also

**EARHANGERS
JACK PLUGS & SOCKETS
THROAT MICROPHONES
and DANASONIC**

For use in
**DICTATING MACHINES
PERSONAL CALL SYSTEMS
HI-FI, HEARING AIDS
HOSPITAL SOUND EQUIPMENT
and MINIATURE ELECTRONICS**

DANAVOX (Gt. Britain) Ltd.

Lloyds Bank Chambers,
186 Wardour Street,
London W.1. Tel. REGent 1414.

WW—195 FOR FURTHER DETAILS.

LONDON CENTRAL RADIO STORES

GARRARD R075A. A.C. mains, 3 speed autochanger, complete with stylus. Approx. size 13 in. x 11 in. Height approx. 8 in. 45/- P. & P. 10/-.

EX EQUIPMENT COLLARO. 3-speed auto changers complete with arm and p.u. Hi-Fidelity Model RC64 also Model RC631. A.C. mains. Approx. size 13 in. x 11 in. Height 7 in. 23 P. & P. 10/-.

LONDON EXCHANGE TELEPHONE DIALS (Chrome). New and boxed, 25/-.

TWIN GONG TELEPHONE, extension bells, 21/-.

THIN TWIN TELEPHONE CABLE, 500 yard drums, 24/5/0.
TELEPHONE TYPE HAND GENERATORS, 50 v. bell ringing 9/6.
20-WAY PRESS-BUTTON INTER-COM TELEPHONES in Bakelite case with junction box. Thoroughly overhauled. Guaranteed 27/15/- per Unit. Complete Installation 2135.

BRASS JACK STRIPS, 10 Jack Sockets in each strip. Size approx. 11 x 3 in. 12/6. Also 20 Jack Sockets in each strip. Size approx. 11 x 3 1/2 in. 19/6.

P.M. MOVING COIL SPEAKERS, 5 in. 9/6. 8 in. 3 ohm 10/6. Elliptical 7 x 4 in. 3 ohm 10/6.

SUPERIOR TYPE DESK PHONES, Black Bakelite cases. Complete with Hand Set. Dial 0-9 and internal bell, 22/17/6.

G.P.O. TELEPHONE TYPE CARBON HANDSETS, 10/6.
MOVING COIL HEADPHONES, chamois leather earpieces 25/-.

ELECTRICITY SLOT METERS (1/- in slot) for A.C. mains. Fixed tariff to your requirements. Suitable for hotels, etc. 200/250 v. 10 A. 94/-; 15 A. 94/-; 20 A. 104/-; other amperages available. Reconditioned as new. 2 years' guarantee.

QUARTERLY ELECTRIC CHECK METERS. Reconditioned as new. 200/250 v. 10 A. 42/6; 15 A. 52/6; 20 A. 57/6. Other amperages available. 2 years' guarantee.

8-BANK UNISELECTOR SWITCHES. 25 contacts, alternate wiping 22/15/-, 8 bank half wipe 22/15/-. 6 bank half wipe, 25 contacts 47/6.

HIGH-SPEED ELECTRO-MAGNETIC COUNTERS. Ex-Govt. 0-999, 25/50 v. D.C. Size 4 x 1 x 1 in. Single coil, 23,000 Ohm. Single coil 500 Ohm. 10/6.

WIRELESS SET No. 38 A.F.V. Freq. range 7.3 to 9.0 Mc/s. Working range 1/2 to 2 miles. Size 10 1/2 in. x 4 in. x 6 1/2 in. Weight 6 1/2 lb. Includes power supply 8 lb.—and spare valves and vibrator. Also tank aerial with base. 26 per pair or 23 single. Callers only.

All prices include carriage in United Kingdom except where otherwise stated.

23 LISLE ST. (GER. 2969) LONDON, W.C.2
Closed Thursday 1 p.m. Open all day Saturday

NOW IN STOCK

TRANSISTOR MANUAL

INTER: G.E.C. 7TH ED.

18/-.

Postage 1/6.

S.C.R. MANUAL. 3rd ed. inter. G.E.C. 17/-.
Postage 1/6.

BASIC THEORY AND APPLICATION OF TRANSISTORS. U.S. Army. 10/-.
Postage 1/-.

THE HANDBOOK OF ELECTRONIC TABLES, by M. Clifford. 21/-.
Postage 1/-.

GUIDE TO RADIO TECHNIQUE Vol. 1, by E. Julander, 37/6. Postage 1/-.

RADIO RECEIVER DESIGN, Pt. 1, by K. R. Sturley. 105/-.
Postage free.

VOLTAGE STABILIZATION by F. A. Benson. 60/-.
Postage 2/-.

INTERNATIONAL CONVERSION TABLES by S. Naft and R. de Sola, 63/-.
Postage 1/6.

100 IDEAS FOR DESIGN—Electronic Design No. 5. 12/-.
Postage 1/-.

COMPLETE CATALOGUE 1/-.

THE MODERN BOOK CO.

BRITAIN'S LARGEST STOCKISTS of British and American Technical Books

19-21 PRAD STREET

LONDON, W.2.

Phone: PADdington 4185
Open 6 days 9-6 p.m.

OSMABET LTD

BULK TAPE ERASER and head demagnetiser, 200/250v. a.c., 35/-, leaflet, s.a.e.
BATTERY ELIMINATOR PP9, input 200/250v. a.c., out. 9v. 150 mA, 45/-, leaflet, s.a.e.

L.T. FLUORESCENT LIGHT FITTING, 2ft. 20 watt, incorporating transistorised inverter, input 12v. d.c., complete with tube, £6/10/-, leaflet, s.a.e.

AUTO TRANSFORMERS, fully shrouded, fitted terminal blocks, made to finest specification, 110/200/220/240v. a.c.; 50w. 22/6; 75w. 27/6; 150w. 37/6; 200w. 42/6; 300w. 50/-; 400w. 65/-; 500w. 75/-; 600w. 90/-; 1000w. 110/-; 2000w. 220/-; plus carriage, 3/6 each.

CHARGER TRANSFORMERS, input 200/220/240v. a.c., for charging 2 6 or 12v. 1 amp. 12/6; 2 amp. 17/-; 4 amp. 22/6; 6 amp. 32/6. Charger meter 0-5 amp., 10/6.

O/P TRANSFORMERS, multi ratio 7/10 watt, MRT/10, 39 ratios 22/6. 5 watt single ended O/P 3/6, p. & p., 1/6.

WE MAKE TRANSFORMERS and can quote to your specification.

AUTO CHANGERS, new Garrard stock for disposal, Autoslim, £6/10/-.

AT5 £8/8/-; AT6 £10/10/-; SRP10 single player, £5/9/11; carriage 6/6 each.

LOUDSPEAKERS, 3 or 15 ohms, brand new, famous makes, all below list, 12in. heavy duty, 15 watt 80/-; 25 watt 90/-; 35 watt 105/-; Elliptical 13½ x 8in. ceramic magnet full range quality speaker 10 watt 45/-; Lightweight 12in., 27/6; carriage all speakers, 3/6.

CONDENSERS. Electrolytics, 5000/50v. 15/-; 2500/50v. 7/6; 1000/15v. 2/-; 1000/25v. 3/6; 500/330v. 12/6; 500/50v. 3/6; 100/350v. 3/6; paper tubular; 1/150v. 1/6; 2/150v. 3/-; 0.5/500v. 3/-; 0.5/150v. 1/6; 0.25/500v. 2/-; 0.25/150v. 1/-.

I.F. TRANSFORMERS, iron cored, 465 Kc/s. standard size, 3/6 pair, carriage 1/6.

CONTACT RECTIFIERS. Lt. bridge 2 amp. 8/6; 3 amp. 12/-.

46 KENILWORTH ROAD, EDGWARE, MIDDLESEX

Tel.: STOnegrove 9314

Mail order only. S.A.E. all enquiries please.

WW-196 FOR FURTHER DETAILS.

BERRY'S RADIO

THE HOUSE FOR THE BEST & NEWEST IN HI-FI, TAPE & ELECTRONIC EQUIPMENT

25, HIGH HOLBORN, LONDON, WC1

WW-198 FOR FURTHER DETAILS.

TESTED TRANSISTORS

3/- each, XA101, XA111, XA102, XA112
 2/- each, OC45, OC71, OC81, OC200.
 4/- each, XB102, AF117, OC170, OC171.
 5/- each, OC139, OC140, GET7, XC141.
 10/- each, OC22, OC26, OC28, OC35.
ZENER DIODES, 3.9 v. to 30 v., ¼ w., 3/6 each; 1.5 w., 5/- each; 7 w., 6/- each.
 Over 100 other types in stock. Send 6d. stamp for full list and equivalent chart.

B. W. CURSONS

78 BROAD STREET, CANTERBURY

WW-199 FOR FURTHER DETAILS.

DALY

Electrolytic Capacitors

- * Electronic Flash
- * Energy Storage
- * Motor Starters

DALY (Condensers) LTD
 Ealing Green · Ealing · London · W5
 EAL 3127 · Cables: Dalycon · London

DALY

WW-200 FOR FURTHER DETAILS.

TANNOY

For Sound Sense

WEST NORWOOD LONDON SE27
 GIPSY HILL 1131

WW-201 FOR FURTHER DETAILS.

SERVICING ELECTRONIC ORGANS

By Pittman & Oliver 30/- p.&p. 1/3

Radio Amateur Examination Manual, new 1966 ed., by R.S.G.B. P.&P. 8d....	5/-
Guide to Amateur Radio, new ed., by R.S.G.B. P.&P. 8d.	5/-
Transistor Specifications Manual, data on American, Jap. and all types. P.&P. 1/-	24/-
Handbook of Transistor Circuits, by Lytel. P.&P. 1/3	35/-
Practical Oscilloscope Handbook, new ed., by Turner. P.&P. 1/-	25/-
101 Ways to Use Your Oscilloscope, by Middleton. P.&P. 1/-	21/-
Transistor Electronic Organs for the Constructor, by Douglas. P.&P. 1/-.....	18/-
Transistor Transmitters for the Amateur, by Stoner. P.&P. 1/-	21/-
Radio Amateur Handbook, by A.R.R.L. P.&P. 3/-	40/-

UNIVERSAL BOOK CO.

12 LITTLE NEWPORT STREET
 LONDON, W.C.2
 (adjoining Lisle Street)

MEASURE HIGH VOLTAGES • 3 to 30
 with EASE, ACCURACY and SAFETY • 30
 with the **KILOVOLT** • 30
 Pocket Size **KILOVOLT** • kV

Ideal for checking TV, Radar, Car Ignition, etc. Only 97/6d. Trade discount 15%. Or ask for leaflet.

WAVEFORMS LTD.
 72 Vauxhall Bridge Road, London, S.W.1.
 Phone: VICTORIA 3404-9

WW-202 FOR FURTHER DETAILS.

SMALL TRANSFORMERS

Microphone, Pickup, Line input, Output, Computer Rectifier, High Fidelity, Midget, Transistor Vibration, Seismic, Instrument, Photocell, Recorder, Bridge and Experimental Transformers of all kinds. Quick delivery. Large or small quantities.

E. A. SOWTER LTD.,
 7 Dedham Place, Fore Street, Ipswich, Suffolk.
 Tel.: Ipswich 52794

WW-203 FOR FURTHER DETAILS.

Quartz Crystal Units



For
ACCURACY
RELIABILITY
PRICE ECONOMY

you can
DEPEND
 on

Write for
 illustrated
 Brochure &
 Price List.

THE QUARTZ CRYSTAL CO. LTD.

Q.C.C. Works, Wellington Crescent,
 New Malden, Surrey (MALden 0334 & 2998)

WW-204 FOR FURTHER DETAILS.

TRICITAIR

COVENTRY AIRPORT

Tel: TOLL BAR 3688

AVIONICS EQUIPMENT

DISTRIBUTORS OF

BRUSH CLEVITE
QUARTZ CRYSTALS

LARGE STOCKS HELD

AIRCRAFT SERVICE
FACILITIES

BIRMINGHAM, COVENTRY
AIRPORTS

S.A.E. DETAILS

WW-197 FOR FURTHER DETAILS.

Of Interest to Universities, Colleges, etc. Cintel 6 Channel Electronic Recorder, complete with Calibration Rack. Type IT 3/7 by Cinema Television Ltd., London, consisting of 6 Scope Units, 6 Monitor tubes, Camera lenses, Power Packs, etc.

Murphy Radio Pattern Generator, R.F. Signal Generator by Advance Type Q 7.5-250 Mc/s; Signal Generator by Taylor, Windsor Type 66A; G.E.C. T.V. Pattern Generator; Marconi TF340 Output Power Meter; Pulse Generator.

Signal Generators, various types. Marconi No. 2 Mk. 4; Type 106; Type 31; TS 258; UHF Type TF 517 by Marconi. B.F.O. by Furzehill Type 1. Mk. 1. Monitor Crystal Type 106.

New 52 Sets R.X. £10. Braizing and Sintering Furnaces by Wade, etc. Details on request.

Wavewinders by Douglas, Philips, etc.

Spot Welders by Snee, Philips, G.E.C., Hurst, Sciaky 1, 2, 4, 25, 50, 75 kVA.

Vacuum Pumps by Edwards. Wax treatment baths. Solder pots all sizes. Variabls by Lyons, all sizes including 110 v. 40 amp. £18.

Brentford On-load Voltage Regulator. Type ROAR 50/40. Single phase 11.5 KvA Stabilised 230 v. Plus or Minus 1/2% on load U.P.F. £40.

Voltage Regulators. Many types. Enquiries welcome.

Marconi Type. 948 FM/AM 20/80 Mc/s. Output adjustable from 1 micro volt to 100 mV, with high output socket of 1 volt. AM & FM Modulation at 4. pre-set frequencies of 300/1,000/1,600/300 Kc/s. Maximum deviation 600 Kc/s £75.

Oscilloscope Cameras suitable for Cossor Double Beam £20.

Tubes suitable for Cossor Double Beam £2.


We are purchasers of Electronic & Electrical Gear, Machine Tools and High Vac. Equipment, including all scrap electronic material. Phone Main Works at Morley 2334.

M.A.C. LIMITED

Works: TROY ROAD, MORLEY, NR. LEEDS.
Phone: 2334

Shops: 126, NORTH ST., LEEDS. Phone: 26026
38, MEADOW LANE, LEEDS.

E. M. RELAYS



The top quality P.O. 3000 and 600 type relays. Manufactured and exhaustively checked to customer's specifications.

Large and small quantities accepted. Coils of various resistance also supplied.

- ★ Competitive prices.
- ★ Deliveries always on time.

Your enquiries are welcome.

ELECTRO MAGNETIC RELAYS LTD.,
167, QUEEN'S CRESCENT,
LONDON, N.W.5
Tel: GUL 6331

WW-205 FOR FURTHER DETAILS.

CLASSIFIED ADVERTISEMENTS

Use this Form for your Sales and Wants

To "Wireless World" Classified Advertisement Dept., Dorset House, Stamford Street, London, S.E.1

PLEASE INSERT THE ADVERTISEMENT INDICATED ON FORM BELOW

- Rate: 11/- for TWO LINES. 5/6 every Additional Line. Average seven words per line.
- Name and address to be included in charge if used in advertisement.
- Box No. Allow two words plus 1/-.
- Charges etc., payable to "Wireless World" and crossed "& Co."
- Press Day, 15th October for November 1965 issue.

NAME.....

ADDRESS.....

.....

REMITTANCE VALUE..... ENCLOSED


Please write in block letters with ball pen or pencil.

NUMBER OF INSERTIONS.....

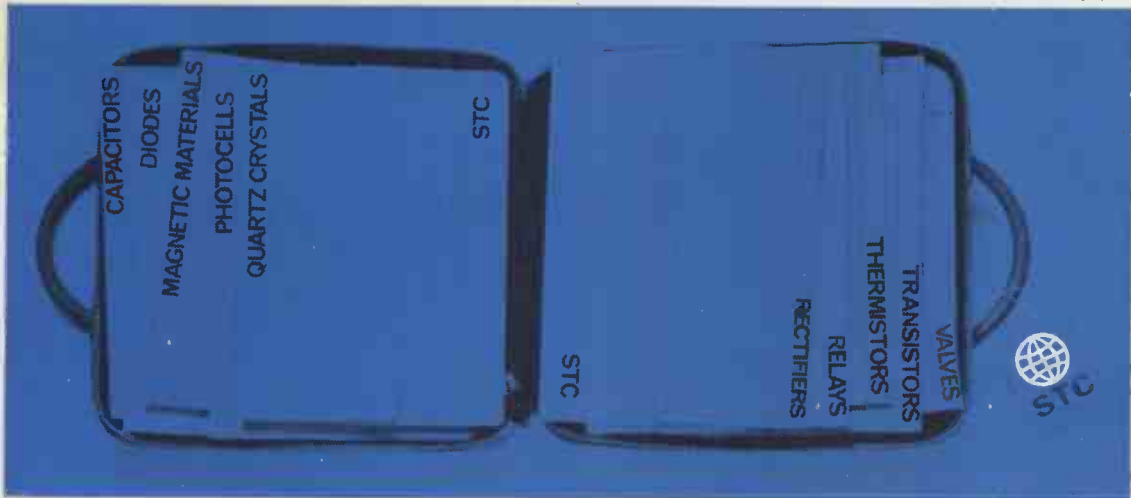
INDEX TO ADVERTISERS

Appointments Vacant Advertisements appear on pages 143 to 154

	PAGE		PAGE		PAGE
Acoustical Mtg. Co., Ltd.	13	Hall Electric, Ltd.	11	Raaco, Ltd.	96
Adcola Products, Ltd.	27	Harmsworth, Townley & Co.	67	Racal Instruments, Ltd.	26, 73
A.D.S. Relays, Ltd.	40	Harris Electronics (London), Ltd.	120	Radford Electronics, Ltd.	98
Advance Electronics, Ltd.	16, 59, 70	Harris, P.	155	Radio & T.V. Components (Acton), Ltd.	123
A.E.I., Ltd.	63	Harverson Surplus Co., Ltd.	120	Radio Clearance, Ltd.	156
Airmec, Ltd.	79	Harwit International Inc.	103	Radio Components Specialists	110
Akurate Eng. Co., Ltd.	159	Hatfield Instruments, Ltd.	66	Radio Exchange	124
Allan, Richard, Radio, Ltd.	62	Henry's Radio, Ltd.	121	Radionics	98
Alpha Radio	139	High-Fidelity Feature	106, 107	Radiospares, Ltd.	154
Amalgamated Wireless (Australasia), Ltd.	25	Hornston's Electronics	72, 137, 139	Radiostractor	136
Amphenol-Borg, Ltd.	65	Howell's Radio, Ltd.	38	Ralfe, P. F., Ltd.	128
Amplivox, Ltd.	93	H.P. Radio Services, Ltd.	47	Readers Radio	139
Anders Electronics, Ltd.	10, 41			Redifon, Ltd.	89
A.N.T.E.X., Ltd.	24	Iliffe Books, Ltd.	105, 138, 154	Roilet, H., & Co., Ltd.	158
Armstrong Audio, Ltd.	97	I.M.O. (Electronics), Ltd.	126	R.S.C. (Manchester), Ltd.	109
Associated Aerials, Ltd.	82	International Correspondence Schools	100, 103		
Audio, Ltd.	105	International Rectifiers, Ltd.	20		
Audio & Video	138			Salford Elec. Insts., Ltd.	44
Audix B.B.	155	J. A. C. Electronics, Ltd.	50	Sallis, A. T.	155
Avo, Ltd.	1, 3	Jackson Bros. (London), Ltd.	17	Samsons (Electronics), Ltd.	118
Avonlea Tools	104	John's Radio	138	Service Trading Co.	110, 111
				Sifam Electrical Instrument Co., Ltd.	96
Batey, Wm., & Co.	131	K.E.F. Electronics, Ltd.	60	Signhild, Ltd.	138
Belclere Co., Ltd.	72	Keyswitch Relays, Ltd.	Cover ii	Silentbloc, Ltd.	35
Belling & Lee, Ltd.	86	Kolectric, Ltd.	54	Sinclair Radionics, Ltd.	83, 84
Bentley Acoustical Corp., Ltd.	137			S.M.E., Ltd.	30
Berry's (Short Wave), Ltd.	160	Lasky's Radio, Ltd.	132, 133, 134, 135	Smith, G. W. (Radio), Ltd.	112, 113
Bradley, G. & E., Ltd.	50	Lawson Tubes	157	Smith, John, Ltd.	40
Brenell Eng. Co., Ltd.	7	Leak, H. J., & Co., Ltd.	95	Smith, S., Ltd.	56
Britain, Chas. (Radio), Ltd.	130	Ledon Instruments, Ltd.	136	Soltonian Trading Co.	124
Britec, Ltd.	156	Lewell Electronics, Ltd.	6	Sound Coverage, Ltd.	158
British Communications Corp., Ltd.	61	Lewis Radio Co.	155	Sotter, E. A., Ltd.	160
British Institute of Engineering Technology	104	Lexor Electronics, Ltd.	104	Specialist Switches Ltd.	102
British National Radio School	136	Light-Soldering Developments, Ltd.	34	Stamford, A. L., Ltd.	158
Brown, N. C., Ltd.	136	Lind-Air (Supplies), Ltd.	49	Standard Telephones & Cables, Ltd.	
B.S. Radio and Electrical Store	131	Linear Products, Ltd.	131		
Bulgin, A. F., & Co., Ltd.	Edit. 533	Linstead Electronics, Ltd.	99	Stern-Clync, Ltd.	77, Cover iii
Bullers, Ltd.	48	London Central Radio Stores	159	Studio 99	114, 115, 116
		Lustraphone, Ltd.	46	Sutton Electronics	99
C. & N. Electrical, Ltd.	34	Lyons, Claude, Ltd.	23, 37		157
Cannon Electrical Co. (G.B.), Ltd.	48			Tannoy, Ltd.	160
Cardross Eng. Co., Ltd.	102	Mail Orders	142	Tape Recording Magazine	158
Carr Fastener Co., Ltd.	49	Malvyn Eng. Co., Ltd.	158	Telegraph Condenser Co., Ltd.	80
Celestion, Ltd.	42, 43	Marconi Company, Ltd.	8, 9, 78, 85	Teleguipment, Ltd.	74
Centralab, Ltd.	56	Marconi Instruments, Ltd.	36, 57	Teonex, Ltd.	21
Cleveleys, Ltd.	139	Marriott Magnetics, Ltd.	68	Tetronik U.K., Ltd.	94
Clyne Radio, Ltd.	114, 115, 116	McMurdo Instrument Co., Ltd.	46, 47	Thompson, A. J.	158
C.R.E.I. (London)	29	Mills, W.	127	Thorn A.E.I., Radio Valves & Tubes, Ltd.	81, 90
Cursons, B. W.	160	Miniature Electronic Components, Ltd.	32	Thorn Electronics, Ltd.	71
		Mitchell Enterprises	105	Tonbridge Laboratories	158
Daly (Condensers), Ltd.	160	Modern Book Co.	159	Tricitair	160
Danavox, Ltd.	159	Morganite Resistors, Ltd.	67	T.R.S. Radio	129
Davis, Jack (Relays), Ltd.	62	Morhan Export Corp.	31	Turner, Ernest, Elec. Insts., Ltd.	33
Daystrom, Ltd.	4, 5	M. R. Supplies, Ltd.	47		
Dubilier Condenser Co. (1925), Ltd.	28	Mullard, Ltd.	38, 76	Ultra Electronics Ltd.	91
Dynamco, Ltd.	100	Multicore Solders, Ltd.	Cover iv	Universal Book Co.	160
		M. A. C. (Morley), Ltd.	161		
Eddystone Radio, Ltd.	48			Vacwell Engineering Co., Ltd.	19
Electrotube, Ltd.	32	Nombrex, Ltd.	104	Valradio, Ltd.	38, 49
Electro-Magnetic Relays	161			Venner Electronics, Ltd.	12
Electronics (Croydon), Ltd.	108	Olson Electronic, Ltd.	157	V.G. Porcelain, Ltd.	54
Electrosil, Ltd.	39	Orchard & Ind, Ltd.	40	Vitality Bulbs, Ltd.	102
Electro-Winds, Ltd.	36	Osmabet, Ltd.	160	Vortexion, Ltd.	87
English Electric Valve Co., Ltd.	18				
Enthoven Solders, Ltd.	14	Palmer, G. A. Stanley, Ltd.	69	Watts, Cecil E., Ltd.	158
Brecto Slotted Angle Co., Ltd.	100	Parker, A. B.	136	Waveforms, Ltd.	160
Eric Resistor, Ltd.	22	Partridge Transformers, Ltd.	36	Wayne Kerr, Ltd.	88
		P.C. Radio, Ltd.	122	Webber, R. A., Ltd.	102
Fane Acoustics, Ltd.	58	Phillips, N. V.	92	Weller Electronics, Ltd.	64
Farnell Instruments, Ltd.	44	Picard, Hy et Frère	46	Weyrad (Electronics), Ltd.	36
Ferranti, Ltd.	58	Pinnacle Electronics, Ltd.	15	Wharfedale Wireless Works, Ltd.	45
Ferroglyph Co., Ltd.	2	Planet Instrument Co.	101	Whiteley Electrical Radio Co., Ltd.	64
Finnegan Speciality Paints	156	Post Radio Supplies	156	White, J. S.	159
F.I.A.R.	101	Premier Radio Co.	114, 115, 116	Wilkinson, L. (Croydon), Ltd.	125
		Proops Bros., Ltd.	119	Wirecomp Electronics	128
Gee Bros. (Radio), Ltd.	117	Pye Telecommunications, Ltd.	52, 53		
Gladstone Radio	137			Yukan	157
Glaser, L., & Co., Ltd.	158	Q-Max (Electronics), Ltd.	30		
Goldring Mfg. Co., Ltd.	55	Quarndon Electronics, Ltd.	102	Z. & I. Aero Services, Ltd.	140, 141
Goodmans Industries, Ltd.	51	Quartz Crystal Co., Ltd.	160		
Goodwin, C. C. (Sales), Ltd.	136				
Grampian Reproducers, Ltd.	103				



Photograph reproduced by courtesy of BEA



Components A-Z . . . to locations A-Z

Name any electronic component you need. Name your location on the map. Whether you're in Aberdeen or Zennor, STC Components Group can put the finest components service in the world right on your doorstep. How? Mobility and range of products. Nine successful components Divisions with a combined field force mobilized into one Group.

The Group is represented in practically every country, through International Telephone and Telegraph Corporation (ITT). STC maintains a mobile team of applications engineers whose collective skills are more diverse than you will find in any other company. Mobility of organization to lift any components project off the ground so much more quickly than if you were to call in a

number of separate manufacturers. Mobility of thought in the STC research laboratories to quicken new advances.

To obtain your copy of the STC 'Designers Digest' write, 'phone or telex
STC Components Group,
 Footscray, Sidcup, Kent.
 Telephone: FOOTscray 3333.
 Telex: 21836.

high-grade components by

STC
 COMPONENTS GROUP

ERSIN *Multicore* SOLDER



UNDER THE SEA

Ersin Multicore Solder is made in Europe's largest cored solder factory, and contains only the purest tin and lead plus five cores of extra-active non-corrosive Ersin flux. It is undoubtedly the world's finest and most reliable cored solder. **THERE IS AN ERSIN MULTICORE SOLDER FOR YOUR PURPOSE . . .** whether it be the rapid soldering of miniature components by a production soldering process, or the individual production of large units of equipment such as fully transistorised submersible repeaters. Alloy, diameter of the solder, type and percentage of flux in the solder are all points to be considered.

For production soldering processes Ersin Multicore Solder with 362P Ersin flux in 60/40 and Savbit No. 1 alloys, and containing an exclusive agent Pentacol, promote the extra rapid spread of the lower percentage of flux in the cores—less fumes are liberated—less flux residue is left.

Multicore Savbit Alloy, to which a precise amount of copper is added prolongs bit life up to ten times, ensures more consistent soldered joints, and eliminates maintenance of soldering iron bits.



Ersin Multicore Solder is shown being used at the Erith factory of Submarine Cables Ltd., in the production of a submersible repeater designed to last for a minimum of 20 years under the sea without attention.

The life and reputation of any piece of electronic equipment can rest entirely on the solder used in assembly, a minute fraction of its cost. That is why the finest, most dependable cored solder is invariably the most economical and best. Ersin Multicore is the most widely used cored solder in the U.K. and is exported to over 50 overseas countries.

THERE IS AN ERSIN MULTICORE SOLDER FOR EVERY PURPOSE WHERE PRECISION SOLDERING IS REQUIRED

CMMS 29a

ERSIN
Multicore
SOLDER

Engineers and technicians are invited to write on their Company's letter heading for the completely revised 6th Edition of the 24-page booklet "MODERN SOLDERS" containing data on melting points, gauges, alloys, etc. Also, reprint of "Industrial Electronics" article "Erosion of Soldering Iron bits", by P. Sharples.

**MULTICORE SOLDERS LIMITED, MULTICORE WORKS,
HEMEL HEMPSTEAD, HERTS. (HEMEL HEMPSTEAD 3636)**