

# Wireless World

ELECTRONICS  
RADIO  
TELEVISION

JULY 1961

TWO SHILLINGS



**BICC**

polypole  
couplers  
and  
cables



the vital  
link  
in BBC television equipment

In applications where the highest degree of reliability is demanded BICC Polypole Couplers are the first choice. BICC design and manufacture Polypole Coupler Systems to meet specific requirements. These systems, incorporating flexible multi-core cables terminated with robust moulded-on couplers, are particularly suitable for electronic control equipment in industry. Further information is freely available. Write for Publication TD. WGCD. 6.

British Insulated Callender's Cables Limited, 21 Bloomsbury Street, London, W.C.1

# Wireless World

ELECTRONICS, RADIO, TELEVISION

JULY 1961

*Managing Editor:*

HUGH S. POCOCK, M.I.E.E.

*Editor:*

F. L. DEVEREUX, B.Sc.

*Assistant Editor:*

H. W. BARNARD

VOLUME 67 No. 7.

PRICE: TWO SHILLINGS

FIFTY-FIRST YEAR  
OF PUBLICATION

- |     |  |   |
|-----|--|---|
| 341 | Editorial Comment                      |   |
| 342 | Transistor Audio Amplifier             | <i>By R. C. Bowes</i>                         |
| 345 | Short-Wave Conditions                  |   |
| 346 | World of Wireless                      |   |
| 348 | Personalities                          |   |
| 350 | News from Industry                     |   |
| 351 | Banana Tube Colour Television Display  |   |
| 353 | Gramophone Record Deformation          | <i>By J. Walton</i>                           |
| 358 | Colour Television in the United States | <i>By J. Darr</i>                             |
| 361 | Radio Components Show                  |   |
| 368 | Letters to the Editor                  |   |
| 371 | Transistor Measurements—1              | <i>By C. Bayley</i>                           |
| 375 | The H.F. Band                          | <i>By R. J. Hitchcock and P. A. C. Morris</i> |
| 379 | Car Radio                              | <i>By H. Holt</i>                             |
| 382 | Negative Feedback and Hum              | <i>By "Cathode Ray"</i>                       |
| 386 | Elements of Electronic Circuits—27     | <i>By J. M. Peters</i>                        |
| 388 | Random Radiations                      | <i>By "Diallist"</i>                          |
| 390 | Unbiased                               | <i>By "Free Grid"</i>                         |


Iliffe Electrical Publications Ltd. *Managing Director:* H. S. Pocock, M.I.E.E.  
Dorset House, Stamford Street, London, S.E.1

*Please address to Editor, Advertisement Manager, or Publisher as appropriate*

© Iliffe Electrical Publications Ltd. 1961. Permission in writing from the Editor must first be obtained before letter-press or illustrations are reproduced from this journal. Brief abstracts or comments are allowed provided acknowledgment to the journal is given.

**PUBLISHED MONTHLY** (4th Monday of preceding month). *Telephone:* Waterloo 3333 (65 lines). *Telegrams:* "Ethaworld, London-SE1." *Annual Subscriptions: Home and Overseas,* £1 15s. 0d. *Canada and U.S.A.,* \$5.00. Second-class mail privileges authorized at New York, N.Y. **BRANCH OFFICES:** **BIRMINGHAM:** King Edward House, New Street, 2. *Telephone:* Midland 7191. **COVENTRY:** 8-10, Corporation Street. *Telephone:* Coventry 25210. **GLASGOW:** 62, Buchanan Street, C.1. *Telephone:* Central 1265-6. **MANCHESTER:** 260, Deansgate, 3. *Telephone:* Blackfriars 4412. **NEW YORK OFFICE:** U.S.A.: 111, Broadway, 6. *Telephone:* Digby 9-1197.

over 30  
new  
circuits  
are in  
the  
**Mullard**  
REFERENCE  
MANUAL  
OF  
TRANSISTOR  
CIRCUITS



This new manual of transistor circuitry has been prepared by Mullard engineers, as an up-to-date and readable volume which will be of use and interest to technicians, service engineers, junior designers and electronics students.

It has a page size of  $8\frac{1}{2}$ " x  $5\frac{1}{2}$ " and describes more than 60 circuits—over 30 are made generally available for the first time—including both domestic and industrial applications.

**308 PAGES • 241 DIAGRAMS • U.K. PRICE 12s. 6d.**

PUBLISHED BY MULLARD LTD.

Get your copy of the Mullard "Reference Manual of Transistor Circuits" today from your radio dealer, or order direct from Mullard Ltd. (postage and packing 1s. Od. extra in U.K.).

MULLARD LIMITED • MULLARD HOUSE • TORRINGTON PLACE • LONDON • W.C.1.

*Overseas readers should enquire of their local Mullard Agents.*

## Components and Assemblies

THE emergence of the Radio and Electronic Component Manufacturers Federation's exhibition from the comparative privacy of Grosvenor House to the open halls of Olympia was regretted by many on sentimental grounds, but is nevertheless symbolic of the growth and prosperity of the root stock of the British radio and electronic industry. Formerly a sort of club where industrial and Government departmental buyers could negotiate the preliminaries of contracts with technical sales representatives of the component manufacturers, the exhibition has now opened its doors to the world, which is showing increasing interest not only in the quality of the goods, but also in the price. It is no secret that Continental equipment manufacturers often find it cheaper to buy British and to an extent which is reflected in the statistics. In 1960 exports were standing at a value of £13.5M (36.5% more than in 1959) and preliminary returns for the early part of 1960 show a further increase of the order of 20%.

By contrast the component assemblers—the manufacturers of complete equipment—have been finding things more difficult. In particular, the television receiver industry is becalmed in a sea of surplus sets. To some extent the component manufacturers must accept part of the blame, for the reliability of British television receivers has exceeded expectations, and estimates of the production necessary for replacement in a virtually saturated market have proved to be too high. German television manufacturers also have large surplus stocks, but the hold-up has been caused by vacillation over means of providing a second TV programme, and by misjudgment of the timing in the introduction of technical improvements, e.g., the "square-cornered" picture tubes. The future prospects for television sales on the Continent are bright, for it will be at least five years before the number of viewers reaches the level already achieved in the U.K.

Meanwhile the basic problem everywhere is the proper use of an excess productive capacity. This is not a new development. For many years the pattern of the industry has been formed by a number of medium- to large-sized firms each with production lines which, if working to full capacity, could have satisfied well nigh the whole of national demands. Fluctuations in demand have to be met by seasonal working and a reservoir of manufacturers' or dealers' stocks.

The possession of surplus stocks may have advantages in meeting quickly and at the right price export orders from unexpected quarters, and in this situation we find one of the strongest arguments for a change from our 405 lines to the 625-line standard. Since most of the underdeveloped countries are adopting this standard, Continental manufacturers have the advantage of being able to deliver from stock. British manufacturers are competitive in price, but not in delivering times.


The rate of introduction of new technical developments can also have a considerable influence on the attitude of mind of the buying public. If the potential customer gains the impression that he is on the threshold of a period of fresh advancement he may well decide to stick to his old set until the situation is clear. It is unlikely to be so if manufacturers make a continuous succession of changes in design regardless of the state of the market. This aspect of the economy was underlined at a recent conference of international radio technical journalists by Herr Werner Meyer, director of the export commission of the radio and television branch of the German electrical industry (Z.V.E.I.). After pointing out the difficulties which had resulted in Germany from the successive introduction of 21-in then 19-in and 23-in tube sizes, all within a year, he reminded manufacturers that they had some responsibility for letting dealers sell existing stocks before placing new designs before the public. In his opinion the time had come when there should be intimate co-operation between the technical departments of all the important factories in Europe (and he personally hoped that these would include England and the Scandinavian countries) to secure agreement on the timing of changes and to safeguard the stability of the market.

We realize that these matters are controversial and will be stigmatized by some as restrictive practices. We prefer to describe them as planned economy which will in the long run benefit the consumer as much as the manufacturer. Recent signs and events all point to the fact that the British radio industry has decided that its future, either as a competitor with or a partner in the European Common Market, will be best assured by regrouping, consolidation and more unified control. Our own view is that it has little to lose and much to gain by collaboration with the rest of Europe in developing the markets which still remain to be served.

# Transistor Audio Amplifier

By R. C. BOWES, B.Sc., A.M.I.E.E.

DESIGNS FOR 4W AND 10W OUTPUT WITH LESS THAN 0.1% DISTORTION



10-W transistor amplifier.  
(Crown Copyright photograph)

**P**OWER transistors which are suitable for audio power amplifiers have existed for some time, but most designs, up to date, cannot be classed as high quality from a distortion point of view. The currently accepted standard for total distortion is less than 0.1% at all levels up to full output (whether such a low distortion is really necessary is another matter) and the amplifier described has this performance up to maximum output which is 4 to 10 W. A transformerless class-B output stage is used to feed a 15-Ω load directly, and the distortion is kept low both by overall feedback and local feedback on the output transistors. The article describes the

4-W amplifier in detail and the modifications for a 10-W output are given at the end.

**Circuit Description.**—The complete 4-W amplifier circuit is shown in Fig. 1 and the logic of the design will now be considered, starting at the output stage. The current and voltage ratings of power transistors are very suitable for directly driving a 15-Ω speaker load, and the output stage is a transformerless class-B push-pull circuit with the transistors connected in series. The elimination of the output transformer has the advantage of saving a large and costly component, especially if full power is

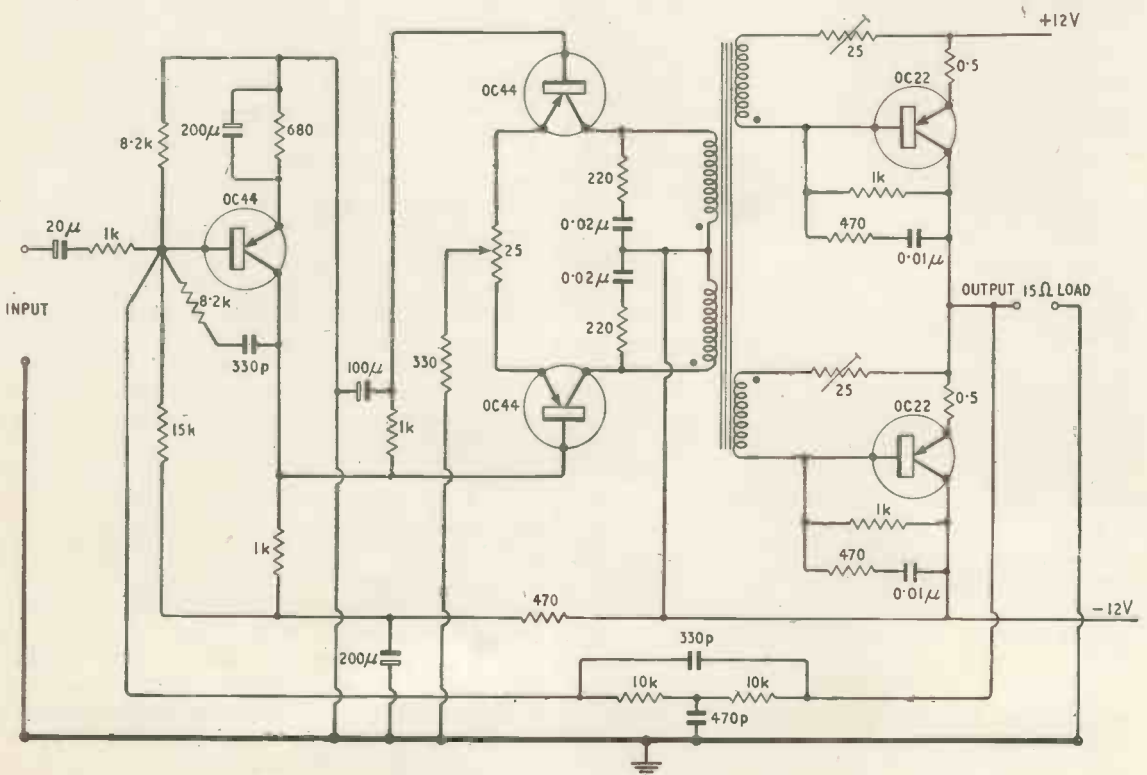


Fig. 1. 4-W amplifier circuit.

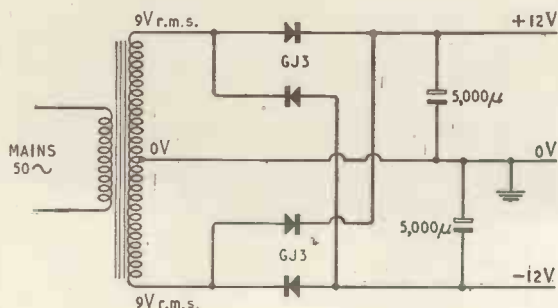


Fig. 2. Power supply for 4-W amplifier.

required at low frequencies. The use of a class-B output stage keeps the power dissipation low in the output transistors, which makes thermal run-away easier to avoid, and gives the amplifier a good overall power efficiency. The last point is usually trivial unless battery supplies are used. A symmetrical power supply of +12 and -12 V (Fig. 2) has been used because it enables the load to be connected directly between the output point and earth. (If a single supply of 24V is used two rectifiers and a large smoothing capacitor are saved, but a large capacitor is required in series with the load to earth, and if the feedback is still taken from across the load an additional low-frequency lead is introduced.)

The quiescent current (50mA) in the output transistors is determined by the 1-k $\Omega$  resistors from collector to base and the 25- $\Omega$  preset resistors in the base-emitter circuits. The output transistors are stabilized against thermal run-away both by low base-emitter resistors (about 15 $\Omega$ ) and the addition of 0.5- $\Omega$  resistors in the emitter circuits. This enables the amplifier (in its 4-W version only) to be safely operated in an ambient temperature of up to 40°C. This method of biasing the output transistors provides feedback at signal frequencies which reduces the current gain by about four and also decreases the distortion.

The output transistors are driven by a transformer as this is a convenient way of obtaining the floating input required by the lower output transistor. The use of a transformer has the advantage of providing a current gain of three and the resistance in the base circuit of the output transistor is kept low, which helps the d.c. stability. The transformer (details in appendix) is quite small and easy to design providing there is no d.c. polarization. The latter requirement has been met by feeding the primary, in push-pull, from the collectors of a long-tailed-pair circuit, the currents being balanced by the preset potentiometer between the emitters. At audio frequencies the primary is current driven and therefore so are the bases of the output transistors. These can be looked upon as "virtual earth" points because the input impedance of a transistor is low and the local feedback makes it even lower.

The input transistor is directly coupled to one base of the long-tailed-pair, the other base being fed through a 1-k $\Omega$  resistor with a large capacitor (100 $\mu$ F) to bypass signal frequencies to earth. With this circuit any d.c. drift of the collector voltage of the input transistor is fed to both bases of the long-tailed-pair circuit and so does not upset the

balance of the currents in this circuit, but only slightly alters their magnitude.

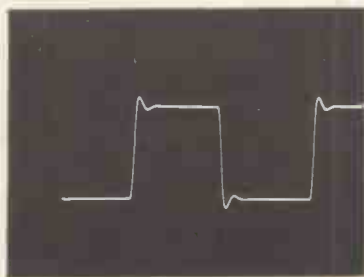
The design of the output and driver stages having been fixed, the input stage is added to increase the forward gain so that about 34dB of overall feedback can be applied while still leaving an input-output voltage gain of 20 times. The input stage is a common-emitter circuit in which the d.c. conditions are stabilized by an emitter resistor, which is decoupled, in association with a potential divider to supply the base voltage.

The amplifier has overall feedback applied in an anode-follower manner, the base of the input transistor being the virtual earth. The input arm consists of a 20- $\mu$ F capacitor and 1-k $\Omega$  resistor, and the feedback arm is a 20-k $\Omega$  resistor which is fed directly from the output point.

**Loop Gain and Stability.**—The loop gain at 1kc/s is 34dB, and it is 3dB down at 100c/s and 10kc/s. Taking low frequencies first, the most important phase lead is due to the driver transformer and the only additional leads are transitional ones due to the decoupling capacitors on the emitter of the input transistor and on one base of the long-tailed-pair circuit. There is no difficulty in choosing the corner frequencies of these leads so that adequate stability at low frequencies is obtained.

The high-frequency loop response is more complex. It is determined both by the transformer and the transistors, and is shaped by local feedback on the input and output transistors. The effects of resonance in the transformer are reduced by the addition of a capacitor-resistor network across the primary which changes the drive from current to voltage at high frequencies. Also, a phase advance is obtained in the feedback network by the addition of a capacitor (330pF) in parallel with the feedback resistor. The combined effect of these shaping networks is that unity loop gain is obtained at 150kc/s with a phase shift of about 120°, which is a very adequately stable system. This has been verified by feeding the complete amplifier with square waves and observing the transient response. The photograph of the small-signal response with a square wave input at 5kc/s and a load of 15 $\Omega$  shows that this is very satisfactory and indicates the amplifier is adequately stable. Although OC44 type transistors (which have an average  $f_x$  of 15Mc/s) have been used in the prototype and for the loop-gain calculations, the fitting of OC45 type transistors (average  $f_x$ =6Mc/s) still gives a satisfactory transient response.

The purpose of the 470-pF capacitor from the centre tap of the feedback resistor has been ignored up to the present. In the early design stages this capacitor was not fitted and the overall frequency response was down 1dB at 10kc/s and 3dB at



Output waveform with a 5kc/s square-wave input and 15- $\Omega$  load.

25kc/s (see Fig. 3). This was considered to be inadequate and the 470-pF capacitor was added to reduce the feedback around 25kc/s and improve the 1dB point to 45kc/s (see Fig. 3) without altering the feedback at higher frequencies.

**Power Supply.**—The power supply (Fig. 2) consists simply of two germanium rectifiers and a smoothing capacitor for each line. The total resistance (transformer winding and wiring) in series with the rectifiers should be about  $0.4\Omega$  in order to limit the peak current under the worst possible condition, which occurs when the mains switch is closed at peak voltage.

**Distortion.**—Fig. 4 shows both the harmonic distortion up to the 5th harmonic and the total distortion, for power output levels up to 4 W with a 1 kc/s signal. The total distortion with an output of 4 W is 0.031% and this low level of distortion is a result of the large amount of feedback in the amplifier. The local feedback on the output transistors reduces the gain by about 4 and the overall feedback reduces the gain by 50, so that the total feedback factor is 200 (so far as the output transistors are concerned). This means that at an output level of 4 W, if both feedback paths were made imperative, the total distortion would be about 6%, which is a typical figure for a transistor power amplifier in which no techniques are used to reduce distortion.

The push-pull output stage produces no even harmonic distortion if everything is perfectly symmetrical, and it is therefore desirable that the  $\alpha$ 's of the output transistors should be matched to better than 20%, at large currents (about  $\frac{1}{2}$ A), so as to keep the second harmonic distortion below 0.05%. The transistors used in the prototype were matched to about 10%, and the amplifier gives just over 0.02% second harmonic distortion at an output power of 4W.

**Operating Conditions.**—The quiescent current of each output transistor is adjusted to about 50mA by measuring the voltage drop across the  $0.5\text{-}\Omega$  emitter resistors. This relies on the  $0.5\text{-}\Omega$  resistors being accurate, and a cross check on the equality of the quiescent currents is to measure the voltage across the load, which should be zero. If it is not zero it should be made so by readjusting the quiescent current of one of the output transistors.

The currents in the long-tailed-pair are balanced by connecting a voltmeter with a f.s.d. of the order of 1 to 5V between the two collectors, and adjusting the potentiometer in the emitter circuit for zero reading. The resistance of the transformer primary provides sufficient voltage drop for this measurement.

The input stage collector potential should be about  $-6\text{V}$  and the emitter potential about  $-2.6\text{V}$ . Vari-



Fig. 3. Small-signal overall frequency response of 4-W amplifier.

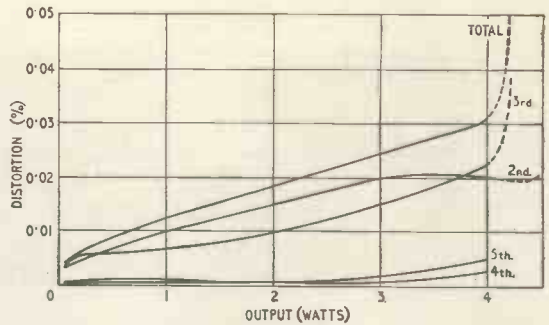


Fig. 4. Distortion at 1kc/s with a 15- $\Omega$  load (4-W amplifier)

tions from these voltages of up to 20% are not serious. (These voltages only apply to the 4-W amplifier.)

**Constructional Details.**—The circuit diagram gives the output transistors as type OC22 but OC23's or OC24's are equally suitable. Each output transistor should have a heat sink of about 9 sq in and in the prototype the chassis forms the heat sink, mica washers being used to insulate the transistors. The layout is not critical but care should be taken to ensure that the feedback is taken from close to the output point, in order to avoid part of the wiring (which has finite resistance) to only one of the output transistors being included in series with the load. This is because each transistor only works on alternate half cycles and a second harmonic signal (which the overall feedback would not affect) would be added in series with the load.

**Modifications.**—The amplifier described will comfortably deliver 4 W into a 15- $\Omega$  load but this can be increased to 6 W by raising the power supply, for the output transistors, to  $+15$  and  $-15$  V. The only limitation on the amplifier, with this modification, is that the safe ambient temperature falls to about  $35^{\circ}\text{C}$  from  $40^{\circ}\text{C}$ . It is convenient to use the  $-15$  V line also to supply the driver circuits. However, this requires an additional change because  $-15$  V would cause the maximum power dissipation of the OC44 transistors in the long-tailed-pair circuit to be exceeded. The solution is either to fit a suitable dropping resistor to reduce the supply voltage to the driver circuits to  $-12$  V, or to use XA102 transistors, which have a higher maximum power dissipation than OC44 types, in the long-tailed-pair circuit. The total distortion, with these modifications, when supplying 6 W into a 15- $\Omega$  load at 1kc/s, is under 0.05%.

More recently, the power output has been increased to 10 W by raising the power supply to  $+20$  and  $-20$  V. The circuit modifications required to the long-tailed-pair are the use of XA102 type transistors and the increase of the "tail" resistor from 330 to 560  $\Omega$ . Also, OC22 type output transistors cannot be used because of the increase in the supply voltages, but either OC23 or OC24 types are still suitable. The only limitation on the amplifier, with these modifications, is that the safe ambient temperature falls to about  $30^{\circ}\text{C}$ . The total distortion when supplying 10 W into a 15- $\Omega$  load, at 1kc/s, is under 0.1%.

The author would like to thank Mr. P. J. Baxandall for many helpful discussions during the design of this amplifier.



## APPENDIX


### Performance of the Prototype 4-W Amplifier:—

**Power Output:**—The maximum power output is 4 W into a 15- $\Omega$  load and the total distortion at 1kc/s is 0.031% (see Fig. 4). Full power is available up to 10kc/s, but at low frequencies the maximum power output decreases, due to the magnetizing current in the driver transformer. Even so, over 3 W is available at 10c/s.

**Overall Gain:**—The overall voltage gain is approximately 20 which means that an input of about 0.4V r.m.s. is required for full output. (For the 6- and 10-W versions 0.48 and 0.62V respectively are required.) The small-signal response is shown in Fig. 3 and is within 1dB from 10c/s to 45kc/s.

**Loop Gain:**—The loop gain at 1kc/s is 34dB and is 3dB down at 100c/s and 10kc/s.

**Input Impedance:**—The input impedance is 1k $\Omega$  and since full output is obtained with an input of 0.4V r.m.s. the maximum input current is 0.4A r.m.s.



Output waveform with a 5kc/s square wave input and a load of 15 $\Omega$  and 0.05 $\mu$ F in parallel.

**Capacitive Load:**—A capacitor load of up to 0.05 $\mu$ F in parallel with the normal 15- $\Omega$  load does not seriously affect the stability of the amplifier. The transient response with a 5kc/s input (see photograph) differs trivially from that with a 15- $\Omega$  load only. If the amplifier is driving a speaker which is an inductive load at high frequencies, and there is

capacitance in parallel greater than about 0.001 $\mu$ F (due to a very long speaker cable, perhaps) a 15- $\Omega$  resistor in series with a 1- $\mu$ F capacitor should be connected across the amplifier output terminals so as to make the amplifier load still look like approximately 15 $\Omega$  at high frequencies.

**Hum and Noise:**—Hum and noise power at the output is more than 70dB below the maximum output of 4 W.

**Temperature:**—The amplifier has been designed to operate safely in an ambient temperature of up to 40°C, provided that each output transistor has a heat sink of about 9 sq in.

### Constructional Details of Driver Transformer:—

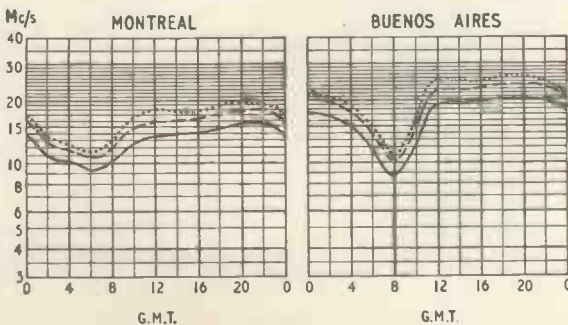
**Core:**—A square stack of 15-thou thick 39T (E's 1½in by 1½in) Radiometal laminations is used. The E's and I's are assembled with no gap and a moulded bobbin is used.

**Primary:**—The primary is the inner winding on the bobbin and consists of two conductors of 38 s.w.g. enamelled wire which are bifilar wound for about 630 bobbin revolutions. This took 12 layers in the prototype. (As the turns ratio of the transformer is not critical, the last layer may be completely filled.) 1-thou transformer paper is used between layers, with two turns of paper at the finish.

**Secondary:**—The secondary is the outer winding and consists of two conductors of 32 s.w.g. enamelled wire which are bifilar wound for about 200 bobbin revolutions. This took 8 layers in the prototype. (Again, as the turns ratio of the transformer is not critical, the last layer may be completely filled.) A 3 to 1 ratio should be aimed at. 1-thou paper is used between layers and the finish is with Empire cloth or as desired.

**Measurements on Prototype Transformer:**—The resistance of primary (1) was 38.6 $\Omega$ , primary (2) 38.6 $\Omega$ , secondary (1) 4.49 $\Omega$  and secondary (2) 4.495 $\Omega$ . The inductance of primary (1) was 0.57H, primary (2) 0.57H, secondary (1) 0.059H and secondary (2) 0.059H. These inductance measurements were all made under small-signal conditions at 1kc/s.

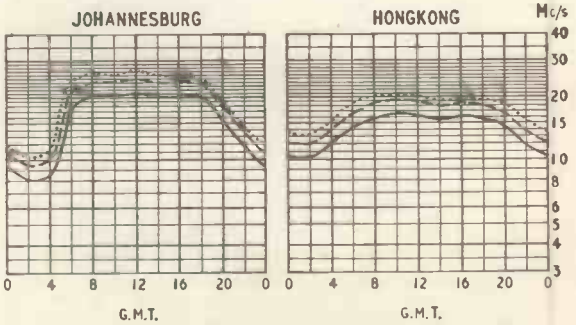
## SHORT-WAVE CONDITIONS



THE full-line curves indicate the highest frequencies likely to be usable at any time of the day or night for reliable communications over four long-distance paths from Great Britain during July.

Broken-line curves give the highest frequencies that will sustain a partial service throughout the same period.

## Prediction for July



- ..... FREQUENCY BELOW WHICH COMMUNICATION SHOULD BE POSSIBLE FOR 25% OF THE TOTAL TIME
- — — PREDICTED MEDIAN STANDARD MAXIMUM USABLE FREQUENCY
- — — FREQUENCY BELOW WHICH COMMUNICATION SHOULD BE POSSIBLE THROUGHOUT UNDISTURBED DAYS

# WORLD OF WIRELESS

## Independent Television Growth

SINCE it was established in August, 1954, the Independent Television Authority has appointed 15 programme companies to operate its stations. The recent appointment of the Wales Television Association (Teledu Cymru), which will cover west and north-west Wales, may be said to "complete the institutional structure of independent television." The I.T.A. has stated that no more programme companies can be appointed on its present allocation of channels in Band III.

Eleven companies with 13 transmitters are now operating. By the end of this year there will be 17 stations and by the end of 1962 another four. The service areas of both the Lichfield and Black Hill transmitters will be improved within the next few months by the introduction of better aerial systems and a higher mast is to be erected at Croydon next year. The Wales Television Association will initially operate two stations; one in Pembrokeshire and one on the Llyn Peninsula.

Grampian Television, the programme contractors for North East Scotland, plan to open their two transmitters on September 30th. The main station at Durris (not Mongour as previously announced), near Aberdeen, will have a maximum e.r.p. of 400 kW and will radiate in Channel 9. The satellite station covering Inverness-shire, which is at Mount-eagle (not Roskill), will radiate in Channel 12 with a maximum e.r.p. of 50 kW.

## Brit. I.R.E.

ADMIRAL of the Fleet the Earl Mountbatten of Burma, K.G., who has accepted a second term of office as President of the British Institution of Radio Engineers, speaking at their 1961 Dinner, stressed the importance and responsibility of engineers in developing rapidly the scientific discoveries which were now being made at an exponential rate.

Principal speakers at the dinner included Sir Howard Florey, President of the Royal Society, H.E. the Hon. George A. Drew, Q.C., High Commissioner for Canada, and W. E. Miller, M.A., a past president of the Institution.

The Institution's seventh convention, the theme of which is to be "Radio Techniques and Space Research," opens at the University of Oxford on July 5th.

## Servicing Ideas

A COMPETITION for the best ideas for improving or simplifying the servicing of sound and television receivers is being sponsored jointly by Radio Industry Exhibitions Ltd., organizers of the National Radio Show, and *Wireless & Electrical Trader*. It is open to anybody without qualification of any kind.

Entry forms, which must be returned by July 15th, are obtainable from the *Trader*, Dorset House, Stamford Street, London, S.E.1. Three prizes of £50, £25 and £10 are being offered. Prize winners' entries and those of some runners-up will be exhibited at the Radio Show (Aug. 23-Sept. 2).

## Birthday Honours

AMONG the recipients of awards in the Queen's Birthday Honours List are the following:—

### Knighthood

Allen G. Clark, chairman and managing director, Plessey Company.

Charles J. A. Moses, general manager, Australian Broadcasting Commission.

### C.B.

A. V-M. T. U. C. Shirley, Deputy Controller of Electronics, Ministry of Aviation.

Alan Wolstencroft, Director of Radio Services, G.P.O.

### C.B.E.

W. H. Penley, deputy chief scientific officer, R.R.E.

Dr. N. H. Searby, manager, Ferranti's Guided Weapons Department.

G. A. Whipple, chairman and managing director, Hilger and Watts.

Dr. F. C. Williams, F.R.S., professor of electrical engineering at Manchester University.

### O.B.E.

T. W. Bearup, representative of the Australian Broadcasting Commission in the U.K.

E. A. Hamilton-Hill, director and general manager, Rediffusion (Malta), Ltd.

### M.B.E.

W. E. Bell, superintendent, G.E.C. Applied Electronics Laboratory, Portsmouth.

G. Crichton, Government Communications H.Q.

J. S. Darling, communications officer, Foreign Office.

F. W. Fowler, first radio officer, m.v. *Rangitata*, N.Z. Shipping Co.

H. S. Gibbs, chief telecommunications supt. G.P.O.

R. G. Hawkins, chairman and managing director, Redcliffe Radio & Engineering Co.

I. P. Massy, Government Communications H.Q.

L. H. Rowley, senior station radio officer, Admiralty.

### B.E.M.

J. M. Gardiner, R.A.F. Ground Radio Servicing Squadron, Kinloss.

S. Stallybrass, radio technician, London Airport.

Australia's v.h.f. sound broadcasting service is closing down on June 30th. Stations have been operated by the Australian Broadcasting Commission in four of the State capital cities for the past four or five years. The Australian f.m. broadcasting band (92-108 Mc/s) is to be used to increase the number of television channels. Here are the lower frequencies for each of the 7-Mc/s channels in the new 13-channel plan: 1, 45; 2, 56; 3, 63; 4, 85; 5, 94; 6, 101; 7, 137; 8, 174; 9, 181; 10, 188; 11, 195; 12, 208; 13, 215.

A Soviet Trade Fair opens at Earls Court, London, on July 7th for three weeks. Radio, television and electronic equipment (both consumer and capital goods) will be included and television receivers adapted to receive 405-line transmissions will be demonstrated. The Fair will be open on weekdays from 10.0 a.m. to 10.0 p.m. and admission will cost 3s 6d.

Telecommunications Engineering Establishment of the Ministry of Aviation, at Gatwick Airport, was officially opened on June 6th. The establishment, which incorporates what used to be known as the G.C.A. Maintenance and Inspection Unit at Blackbushe Airport, is concerned with "the field engineering of safety devices" and the installation and maintenance of telecommunications equipment.

**Television Society Premiums.**—The following Premiums "for outstanding papers read before the London meetings in 1959/60" have been awarded by the Television Society:—E.M.I. premium to Dr. Rolf Moller (Fernseh GmbH) for his paper "Television in Germany"; *Electronic Engineering* premium to B. Eastwood (A.E.I.), for "Deflection Techniques for 110° Picture Tubes"; Mervyn premium to S. T. Palmer (G.E.C.) for "Television Receiver Production"; *Wireless World* premium to A. J. Garratt (International Scientific Research Exhibitions) for "Science on Television"; and Mullard premium to R. N. Jackson (Mullard Research Labs.) for "Single-gun v. Three-gun Tubes".

**Audio Manufacturers.**—At the second annual general meeting of the Audio Manufacturers' Group of the British Radio Equipment Manufacturers' Association on May 17th, the following firms were elected members of the management committee (their representatives names are in parentheses):—A.E.I. (L. R. Metcalfe); Clarke & Smith Mfg. Co. (Major J. F. E. Clarke, vice-chairman); Decca Records (P. B. Cooper); Easco Electrical (E. L. Eastell); Electric Audio Reproducers (L. Stone); Gramophone Co. (H. F. Ford); Gramplan Reproducers (J. E. Morley); Jason Motor & Electronic Co. (G. Blundell); Lowther Manufacturing Co. (D. M. Chave, chairman); Philips Electrical (F. P. P. Tielens); Standard Telephones & Cables (J. L. Goodwin); and Trix Electronics (D. A. Lyons).

**T.E.M.A.**—At the annual general meeting of the Telecommunication Engineering and Manufacturing Association W. F. Oakley, director of Automatic Telephone and Electric Co., was elected chairman and W. G. Patterson, M.B.E., divisional director and general manager of Associated Electrical Industries, vice-chairman.

**Radar & Electronics Association.**—At the fifteenth annual dinner of the association on May 12th, the president, Sir Robert Renwick, presented prizes to the "best student members of the year". The recipients were D. W. Kent, D. J. Chapman and G. B. Davies. They are all students at the Northern Polytechnic where last year a Students' Branch of the Association was formed. W. D. Day, who is a senior lecturer in radar and advanced engineering at the Polytechnic, is president of the Students' Group of the Association and is also a member of the Council of the Association.

**R.I. Club.**—Ernest Brown, director of Brown Bros. Ltd., who has been a member of the Radio Industries Club since its formation and was chairman in 1934, has been elected president for 1961/62. The London Club now has a membership of 948. The eight affiliated clubs in the provinces and Scotland have a total membership of 1,378.

**Institution of Electronics** sixteenth annual exhibition and convention is being held at the College of Science and Technology, Manchester 1, from July 6th to 12th (excluding Sunday 9th). Complimentary admission tickets, giving times of opening, are obtainable free from the general secretary, W. Birtwistle, 78 Shaw Road, Rochdale, Lancs.

**A one-day symposium** on "Internal Stresses in Electrolytically Produced Coatings and their Influence on the Properties of the Basis Metals" is being held at the Borough Polytechnic, London, S.E.1, on Thursday, July 6th; fee 2gn, including meals.

"**Electromagnetic Theory and Antennas**" is the title of a symposium being organized jointly by the International Scientific Radio Union (U.R.S.I.), and several Danish bodies for next year. It will be held in Copenhagen from June 25th to 30th, 1962. The U.K. correspondent is J. Brown, Department of Electrical Engineering, University College, London.

A radio telescope, which will have a steerable parabolic aerial about 80 ft in diameter, is to be built at a site near Crowthorne, Berkshire, for the Radio Research Station of the Department of Scientific and Industrial Research. It is expected to be completed and in operation towards the end of 1963 at an estimated overall cost of £250,000. The Ministry of Works, which is responsible for the construction, has invited tenders for the telescope.

**Inst. P.—Phys. Soc.**—In the course of the first presidential address of the amalgamated Institute of Physics and Physical Society, Sir John Cockcroft suggested that in view of the harmonious amalgamation, the separate origins of the partners could be forgotten and that they might "perhaps even change the rather clumsy title of the Institute of Physics and the Physical Society."

**IBM Data Centre** opened recently is equipped with IBM 1401 and 7090 data processing systems for operation by the customer. The 7090 is believed to be the most powerful computer in general service in the world—it can add more than a quarter of a million ten-digit numbers every second.

**Educational Filmstrip.**—"The History of Television" is the title of a new Mullard colour filmstrip which is complementary to "The History of Radio" released earlier. It deals with the history of picture transmission from the middle 19th century to the present day and its simple approach makes it suitable for use in Secondary Modern Schools or in senior classes where science is taught as a general knowledge subject rather than one for examination. The 28-frame filmstrip with teaching notes is available from the distributors, Unicorn Head Visual Aids Ltd., 42 Westminster Palace Gardens, London, S.W.1, price 25s.

"**Inside**"—a 16mm sound and colour film which runs for approximately 20 minutes—describes the research, manufacture, testing and uses of Formica industrial laminates. Copies of the film are available on free loan from Formica Public Relations Department, 84/86 Regent Street, London, W.1.

"**Computer Achievements**", a new E.M.I. 22-minute sound-colour film which shows five uses to which EMIDEC data processing computers are being put, is available for free loan on application to E.M.I. Electronics Ltd., Hayes, Middlesex.

**1962 Audio Festival & Fair** will be held at the Hotel Russell, London, from April 26th to 29th.



**SCHOOL COMPUTER.**—Some of the members of the Vth Form of the Ross-on-Wye Grammar School who, under the guidance of C. Grant Dixon, their physics master, have built the analogue computer described in our May, 1960, issue.

# Personalities

**Sir Bernard Lovell, O.B.E., F.R.S.,** Professor of Radio Astronomy at the University of Manchester and Director of the Nuffield Radio Astronomy Laboratories, Jodrell Bank, has been appointed scientific adviser to the recently formed "space" consortium, British Space Development Company. During the war, Professor Lovell was a member of the Telecommunications Research Establishment (now R.R.E.), and one of his notable contributions was to H2S, the blind bombing device, for which, with Professor P. L. Dee, he was responsible.

**F. S. Mockford** has relinquished his appointment as commercial manager of Marconi's W/T Company in order to undertake special duties for the managing director. Mr. Mockford joined the company as an engineer in 1930. He is succeeded as commercial manager by **F. Wheeler** who has been deputy manager of the company's Aeronautical Division since January. The new deputy commercial manager is **H. Baker** who has served the company abroad for many years, latterly as managing director of the Marconi Company in South Africa.

**R. Telford, B.A., M.I.E.E.,** has relinquished his position as general works manager of Marconi's W/T Company and is appointed general manager responsible to the managing director for the overall co-ordination of the commercial, engineering, and manufacturing activities of the company, which he joined in 1946. **H. J. H. Wassell,** who joined the company in 1929, is appointed works manager, Chelmsford. He was appointed head of the radar development group in 1949 and was subsequently chief radar engineer and manager, Test Department. **E. Eastwood, Ph.D., M.Sc., M.I.E.E.,** chief of research at Marconi's research establishment at Great Baddow since 1954, is appointed director of research. Dr. Eastwood joined the company in 1948 after two years with English Electric in charge of the radiation laboratory. He is to receive this year's Wakefield Gold Medal of the Royal Aeronautical Society for his contributions towards safety in the air. **E. N. Eford, O.B.E., A.M.I.E.E.,** has relinquished his position as manager of the radar division in order to undertake special duties for the managing director, particularly in connection with the company's activities in the defence field. Lt. Col. Eford joined the company in 1946 after a career in the regular army. The new manager of the radar division is **T. W. Straker, M.Sc., Ph.D.,** who was appointed deputy manager last September.

**C. O. Stanley.**—The City and Guilds of London Institute has conferred upon C. O. Stanley, C.B.E., chairman of the Pye Group, the Fellowship of the Institute (F.C.G.I.) in recognition of his "professional status and achievements." He qualified at the City and Guilds of London Institute in 1922.

**Charles A. Marshall, B.Sc., A.M.I.E.E.,** editor of *British Communications & Electronics*, has been elected honorary secretary of the Television Society, in succession to Geoffrey Parr whose death we record with regret on page 349. Mr. Marshall, who graduated from Manchester University in 1944, was for three years with Philips and six years in electronic research and development at the Mullard Research Laboratories, before going into technical journalism in 1954.

**R. A. Smith, C.B.E., M.A., Ph.D., A.M.I.E.E.,** who is at present head of the Physics Department of R.R.E., Malvern, has been appointed Professor of Physics at Sheffield University. Dr. Smith will take up his duties on October 1st and will succeed Professor **W. Sucksmith, F.R.S.,** as head of the department when he retires in September next year.

**Air Commodore H. G. Leonard-Williams, C.B.E.,** who is 50 and was until recently commanding the R.A.F. apprentices' radio school at Locking, Somerset, has been appointed Chief Signals Officer, Fighter Command Headquarters. He entered the R.A.F. from the R.A.F. College, Cranwell, in 1932. He was at one time chairman of the British Joint Communications Board and in 1953 was a deputy director of signals, Air Ministry.

**Edwin Dunne, A.M.I.E.E.,** has become chief inspector of the Farnborough Plant of the Solartron Electronic Group. He joined Solartron in January, having previously held the posts of deputy chief inspector with de Havilland Propellers and chief inspector with A. C. Cossor and Cossor Radar & Electronics.



E. Dunne

L. A. Thomas

**L. A. Thomas, B.Sc., F.Inst.P., A.M.I.E.E.,** has been appointed chief physicist of the Hirst Research Centre of the General Electric Company, Wembley. Mr. Thomas, who is 44, joined the Research Laboratories of the G.E.C. in 1935. He was appointed head of the Materials and Components Division in 1960 and will retain his responsibilities in this field.

**W. W. Shaw-Zambra, C.V.O., C.B.E., T.D.,** retired at the end of March from the post of secretary-general of the Commonwealth Telecommunications Board, which he has held since the establishment of the Board in 1949. He was secretary of its predecessors, the Imperial Communications Advisory Committee (1938-1944), and the Commonwealth Communications Council (1944-1949). He was joint secretary of the Imperial Communications Committee of the War Cabinet (1940-1944) with the military rank of Colonel. He is succeeded at the C.T.B. by **W. Stubbs, C.B.E., M.C., M.I.E.E., M.Brit.I.R.E.,** who is 49, and was formerly Director-General of Telecommunications for the Federation of Malaya and State of Singapore.

**F. D. Bolt, B.Sc. (Eng.), M.I.E.E.,** has been appointed by the B.B.C. head of the transmitter equipment section of the Planning and Installation Department, in succession to **D. B. Weigall, M.A., M.I.E.E.,** who has been transferred to the staff of the senior superintendent engineer, external broadcasting for special duties. Mr. Bolt joined the B.B.C. in 1934 and was appointed to the Daventry station. In 1951 he was made head of the aerial unit in the Planning and Installation Department.

**S. W. Thompson, A.M.I.E.E.,** who joined the B.B.C. in 1941 as a maintenance engineer, has been appointed head of the technical services section in the Department of the Superintendent Engineer, Transmitters.

**C. W. Sowton, O.B.E.**, assistant staff engineer at the Post Office, is to be the U.K. representative on the Panel of Experts which is to meet in Geneva in September "for the purpose of devising ways and means of relieving the pressure on the bands between 4 and 27.5 Mc/s." This investigation was called for at the Geneva I.T.U. conference in 1959. Mr. Sowton is chairman of the C.C.I.R. national study group VIII concerned with monitoring and is secretary of the technical sub-committee of the Television Advisory Committee.

**J. F. Young, A.M.I.E.E., A.M.Brit.I.R.E.**, who is manager of the Electronics Division of Donovan Electrical Company, of Birmingham, has received the Insignia Award in Technology (C.G.I.A.) from the City and Guilds of London Institute. He served his apprenticeship with G.E.C. and then spent some time with W. & T. Avery and Lancashire Dynamo Electronic Products on industrial electronic development, later returning to the G.E.C. where, until recently, he was in charge of the Electronic Development Group at Witton. He has contributed several articles to *Wireless World*.

**R. S. Gilling, B.Sc., A.M.I.E.E.**, has been appointed manager of the A.E.I. Military and Marine Radar Works at Leicester, which form part of the company's Electronic Apparatus Division. He served an engineering and graduate apprenticeship from 1927 to 1934 with the British Thomson-Houston Company, now A.E.I. (Rugby) and in 1940 went into the electrical measurements section of the Research Laboratory, where he played an important part in the development of military radar. In 1946 he was appointed a section leader of the Electronic Engineering Department and since 1955 has been superintendent of the Military and Marine Radar Works.

**Major J. F. E. Clarke**, chairman of Clarke & Smith Manufacturing Co., of Wallington, has also become chairman of Specto Ltd., manufacturers of cine, photographic and tape-recording equipment, of Vale Road, Windsor, and of Lentar Ltd., the associated company in the optical field. The following executive directors have also been appointed to Specto, **E. M. Eldred, M.I.E.E., M.Brit.I.R.E.** (managing); **L. C. Crook** (deputy managing) and **D. J. Frost** (sales).

**Brian A. Curtis** has recently joined **P. C. Robinson, A.M.I.E.E.**, on the board of Startronic Ltd., manufacturers of laboratory equipment and regulated power supplies, of New Malden, Surrey. Mr. Curtis, like his co-director, was until recently on the staff of Solartron which he joined in 1953. In 1955 he was appointed chief test engineer of Solartron Laboratory Instruments where he was subsequently chief standards engineer.

## OUR AUTHORS

**R. J. Hitchcock, M.A., A.M.I.E.E.**, who with **P. A. C. Morris** writes in this issue on possible techniques for further reducing interference in h.f. communications, represented Cable & Wireless Ltd. on the Provisional Frequency Board in 1949/50. During the next 10 years he attended most of the important international radio-frequency conferences on behalf of the Company. He joined C. & W. in 1948 and until 1959 was in charge of the section of the engineer-in-chief's department responsible for the design of aerials, radio propagation, prediction of optimum usable frequencies and other radio-frequency matters such as interference. He is still associated with Cable & Wireless and is a member of the U.K. study group of the C.C.I.R. dealing with ionospheric propagation and satellite communications.

**P. A. C. Morris, B.Sc., A.M.I.E.E.**, joint author of the article on p. 375, joined Cable & Wireless in 1957 and took over the radio propagation section of the engineer-in-chief's department in 1959. He represents the company on the U.K. study groups of the C.C.I.R. concerned with ionospheric and tropospheric propagation.

**R. C. Bowes, B.Sc., A.M.I.E.E.**, author of the article describing a low-distortion transistor amplifier, has been at the R.R.E., Malvern, since graduating at King's College, Newcastle, in 1950. He is a principal scientific officer in the Circuit Research Division and for the last five years has been concerned primarily with transistor circuitry. He is 35.

## OBITUARY

**Geoffrey Parr, M.I.E.E.**, who on May 15th retired from the honorary secretaryship of the Television Society, died on May 30th. He had served the society for 25 years, first as its lecture secretary and since 1945 as honorary secretary. Born in 1899, he entered the radio industry in 1926 when he joined Edison Swan as a valve development engineer, having previously been a lecturer and demonstrator at the City and Guilds Technical College. From 1932 until 1940 he was head of technical service in the company's Radio Division. He was appointed editor of *Electronic Engineering* in 1941 and since 1949 has been technical director of Chapman & Hall. He had a deep-rooted interest in the subject of technical writing on which he frequently lectured and produced a book—"The Technical Writer."

**John Walter Ryde, F.R.S., F.Inst.P.**, the chief scientist of the Hirst Research Centre of the G.E.C., at Wembley, died on May 15th, at the age of 63. He joined the company as a physicist in 1919. His work on the scattering of light, first applied in the '20s to optical diffusing media in glasses, was developed by him during World War II to classic studies of the attenuation and the radar echoes produced by meteorological phenomena at centimetre wavelengths. His researches in World War II included velocity modulation tubes and crystal valves for microwave mixer devices. He had been chairman of the Davy-Faraday Laboratory Committee of the Royal Institution since 1951.

**H. Anthony Hankey**, who died on May 12th, aged 74, can be numbered among the pioneers of wireless for he was in charge of the Cullercoats station in 1907. He joined the Royal Navy in 1914 and was later posted to Hong Kong as Port Wireless Officer. After the war he joined Marconi's. He was in charge of the 100-watt 2LO transmitter at Marconi House at the time of the first broadcast. In 1928 he went on a world tour to further "Empire Broadcasting" and the following year joined the Baird Company. During the last war, he was a radio officer in the Royal Navy.

**Dr. Eugen Nesper**, "the last of the grand old men of German wireless," died on May 3rd in his 82nd year. He assisted Professor Slaby in his early experiments at Potsdam in 1897. In 1904 he joined the Telefunken company, but two years later went to C. Lorenz A.G., where he worked on the Poulsen arc continuous wave system. He became director of the Lorenz factory in Vienna. Dr. Nesper, who campaigned for the introduction of broadcasting in Germany in the early 1920s, published 35 books on wireless and in 1943, a "society for the exploitation of Dr. Nesper's inventions" was founded in Berlin. His published memoirs are called "A Life with Ratio."

**William G. J. Edwardes**, who died recently in his 80th year, had been general secretary of the I.P.R.E. since its formation as the Institute of Practical Radio Engineers in 1936. He spent some years in North America, where he was associated with Lee de Forest in the development of the triode valve, and for ten years before returning to his native England in 1934 was working in Australasia.

**Derek M. Hall, B.A.**, manager of the Home Trade Sales Division of Mullard Ltd., which he joined in 1948, died on May 21st, aged 49. He was this year's president of the Incorporated Practitioners in Radio and Electronics (I.P.R.E.).

# News from Industry

Ultra's domestic radio and television interests, which were concentrated in Ultra Radio and Television Ltd., Pilot Radio and Television Ltd., and their subsidiaries have been sold to Thorn Electrical Industries for £2.4M. The cash transaction includes Ultra's factory at Gosport, Hants, and other premises at Ruislip, Eastcote and Park Royal. Thorns, who already use the trade names Ferguson, Philco, Champion, Avantic and, under licence from E.M.I., Marconiphone and His Master's Voice, state that they intend to preserve the separate identities of Ultra and Pilot. Trevor C. Standeven, formerly general manager and director of Ultra Radio and Television, becomes managing director. The head office will remain at Eastcote. It was announced last month that Ultra Electric (Holdings), the parent company, had entered into two financial agreements with companies in and Western Hemisphere regarding its electronics subsidiary—Ultra Electronics Ltd.

Ultra Electronics Ltd. has acquired Trix Electronics Ltd., which since incorporation on 1st May has been a subsidiary of the Trix Electrical Company. Trix Electronics will continue to manufacture and install sound amplification equipment for public address and aircraft work.

Plessey-Regentone.—It has been confirmed that the Plessey Company has acquired the Eastern Avenue, Romford, factory of Regentone Products Ltd. for £507,000. Plessey has also entered into an agreement with the company whereby Regentone and R.G.D. television and sound receivers will be manufactured by Plessey to Regentone specifications. The sets will continue to be marketed by Regentone.



**Sound Reinforcement:**—Some of the loudspeakers for the sound reinforcement system in the recently consecrated Guildford Cathedral are embodied in the lighting fittings. In the nave there are also line source loudspeakers. As the plaster finish to the upper faces of the columns and vaultings of the roof absorb the high frequencies, the system, planned by Standard Telephones and Cables, is operated with high-frequency lift to obtain good speech intelligibility.

Relay Exchanges Ltd., which in addition to its numerous sound and television relay companies owns Goodmans Industries and operates a rental service under the name Rentaset, reports a surplus on trading in 1960 of £3,949,892 compared with £3,350,640 the year before. From this figure must be deducted £2,747,397 for depreciation of installations and £177,670 for taxation, which leaves a net group profit of £1,024,825. The group's fixed assets have recently been increased by over £4M to £21.6M.

Philips.—The annual report of N. V. Philips' Gloeilampenfabrieken, of Eindhoven, shows the following territorial distribution of the company's assets—Netherlands fl. 1,893M, other European countries fl. 2,575M, Western Hemisphere fl. 726M and other countries fl. 301M. Trading profit rose from fl. 740M in 1959 to fl. 862M last year and the net profit from fl. 351M to fl. 397M.

"House of Siemens."—The 1959-1960 report of Siemens & Halske AG, of West Germany, records that the group has its own distributing companies in every country in Europe excepting the U.K., Austria, and the Eastern bloc. The German company's turnover reached a total of DM 3,556M compared with DM 697M ten years ago. Just over 25% of last year's total turnover was exported.

Wayne Kerr—Gertsch Agreement.—A reciprocal sales and manufacturing agreement has been made between Wayne Kerr Laboratories Ltd. and Gertsch Products Inc., of Los Angeles. It provides for the manufacture and marketing of a wide range of Gertsch instruments in the U.K. solely by Wayne Kerr and also for the sale of Wayne Kerr instruments by Gertsch in California, Nevada and Arizona.

Belling & Lee are making a range of interference suppression filters, introduced by Filtron Co. Inc., of America, to be known as "Belling-Lee Filtron" filters. They are hermetically sealed and suitable for operation in the temperature range  $-55^{\circ}\text{C}$  to  $+85^{\circ}\text{C}$  (some types up to  $+125^{\circ}\text{C}$ ).

Solartron's portable double-beam oscilloscope and the rack-mounted version of the same instrument are to be manufactured in the United States by Packard Bell Electronics Corporation.

Ericsson.—A trading profit of £1,086,650 for 1960 compared with the 1959 figure of £653,160 (which included £100,000 transferred from the company's research and development reserve) is recorded in the annual report of Ericsson Telephones Ltd. The company, together with English Electric and A.T.E., jointly own Associated Transistors Ltd.

Vickers.—Reference is made in the 1960 review of Vickers Ltd. to the handling of tellurometers, the radio survey instrument, by its subsidiary Cooke, Troughton & Simms who are managing agents for Tellurometer (U.K.) Ltd. The Vickers Group's net profit of £6,252,000 last year compares with £4,934,000 in 1959. The tax payable on the 1960 gross profit was £5,381,000.

Murphy Radio.—A 30% increase in exports is recorded in Murphy's annual report but during 1960 the group incurred a loss of £76,039 compared with the previous year's profit of £668,085.

BASF recording tape and some BASF chemicals are now being marketed in this country by the recently formed BASF Chemicals Limited, of 5A Gillespie Road, London, N.5 (Tel.: Canonbury 2011). F. A. Hughes & Co. are no longer U.K. agents for BASF.

# Banana-Tube Colour-Television Display

## USE OF OPTICAL-MECHANICAL FIELD-SCAN SYSTEM

**N**ONE of the colour television display devices so far developed is without disadvantages and only one—the shadow-mask tube, in which the picture is built up from triads of colour-luminescent material activated by three electron guns carefully aligned to “fire” through holes in a metal plate behind the screen, each gun lighting only one of the three phosphors—has achieved any significant commercial use. Research for a better device continues and one of the fruits of this search is the “banana” tube and system, so named not only because of the shape of the c.r.t. but also after the fashion of American Philco’s code name “apple”, for their beam-indexing tube.

### Simple Construction of Tube

Two drawbacks of existing direct-viewing displays are the need for application to the tube screen of a complex pattern of phosphor dots and the use of complicated structures inside the tubes. The first was removed in the banana tube by the use of three contiguous lines of phosphor in the primary colours red, green and blue parallel to and scanned in the




Fig. 1. Construction of tricolour “screen” of phosphor stripes for banana-tube display system. Three-stripe line is about  $\frac{1}{4}$  in wide and 16 in (the width of the picture) long.

line, or horizontal, direction (Fig. 1). The beam from the single gun is made to light up the appropriate phosphor bands by vertical “spot wobble.” The display thus has all lines of the picture superimposed and to expand these vertically into a “viewable” picture, an optical frame-scan system is used.

If projection onto the usual diffusing light-reflecting screen were to be employed then the banana tube display would suffer from a serious shortcoming similar to that of normal direct-viewing c.r.t.s in which the phosphors are light-coloured and reflect incident ambient light. This is a double disadvantage for colour TV because not only contrast but also saturation is reduced (the white reflected light “dilutes” the colours).

Instead a virtual-image viewing technique is used, resulting in a picture presented against a dark ground provided by the scanning system and having brightness of the c.r.t. screen reduced only by the inevitable losses in the optical components, and not by scattering at a screen.

### Mechanical-optical Field-scan

A cylindrical lens—a rod of glass—has the property of rendering visible a line behind and parallel to it over a range of positions at right angles to its major axis. Now, if this rod were placed appropriately with reference to the banana-tube line display, movement of the rod round the phosphor stripes would enable the viewer to see the displayed superimposed lines separated and thus a picture would be built up in space.

To avoid the difficulty of making the one rod

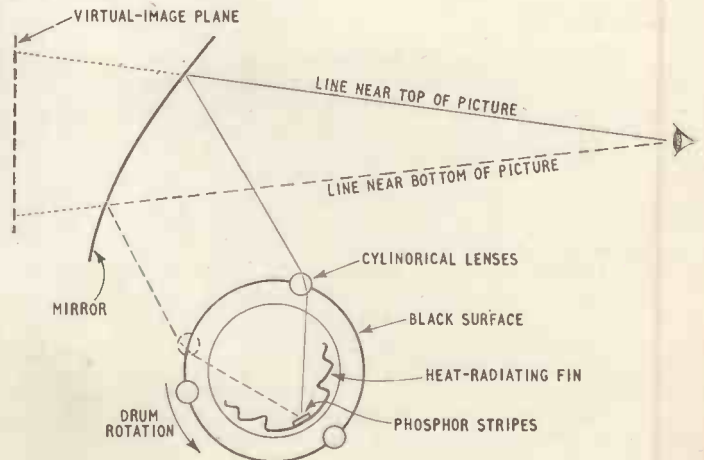


Fig. 2. Simplified “end-on” view of display system, showing light paths to viewer for lines near top and bottom of picture. To clarify details scale is distorted: diameter of banana tube itself is about 4 in and height of virtual image is about 12 in.

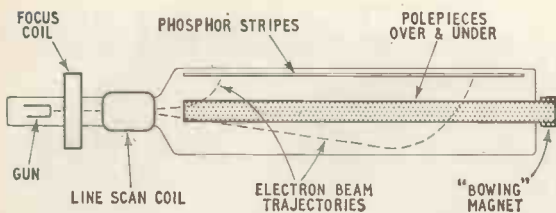


Fig. 3. Plan view of tube and some ancillaries. Line scan is provided by slightly-modified 90° coils and graded magnetic field produces "bowing" of beam to improve angle of "strike" of beam on phosphor. Spot-wobble is achieved magnetically (coils not shown).

fly back to the top of the picture during the field-blanking period, a rotating drum encircling the tube and carrying three equi-spaced rods is used: as one rod finishes its operation at the bottom of the picture (one field or frame scan) another starts work at the top. Fig. 2 shows an end-on representation of the system together with a curved viewing mirror that magnifies the picture to its correct height and corrects the curvature of the image.

To provide a dark background for display of the picture the spaces between the rod lenses are covered with a matt black material.

### Field Synchronization

Frame-sync depends on the correct speed and phase of the lens drum, which is rotated at about 1,000 r.p.m. by an induction motor and which, in the absence of control, runs slightly fast. An eddy-current brake is used and the current through the magnet, and thus the speed of rotation, is controlled by a comparator basically not unlike the well-known flywheel line sync system. To detect the speed and position of the lens rods a small lamp is mounted outside the drum opposite a phototransistor on the inside.

Interlace should be better than that obtained from an electronic timebase as the inertia of the drum is far too great to allow line pulses (one of the major causes of loss of interlace) to have any effect. The major disadvantages are the extra control equipment required and the effect of mechanical shortcomings—which can give rise to bounce, jitter and line crawl.

### C.R.T. Details

The banana tube has its gun at one end so that it may be inserted into the lens drum and a diametric magnetic field, graded along the length of the tube, is used to cause the beam to curve out so that it strikes the phosphors normally (Fig. 3). As has been mentioned previously, the c.r.t. uses a single gun and the spot is "wobbled" across the phosphor stripes to provide, in conjunction with variations of beam current, the required mixtures of primary colours. Each line is laid down on top of the preceding line, so the afterglow of the phosphors must have decayed, not in several fields, as can be allowed with a conventional c.r.t., but by the time that the next line is drawn, otherwise loss of vertical resolution and streaking will result. Sulphide-type phosphors with a suitable afterglow have been developed and it is fortunate that there are also some of the most efficient, so aiding the production of a bright

picture. The green is not of the best colour for full coverage of the colour triangle, but with appropriate correction in the video circuits good colour rendering can be achieved over a large area of the triangle, encompassing natural objects.

E.h.t. required is about 25kV at beam currents up to 3mA. Naturally, this represents a fairly high loading on the "screen," which is thus deposited on a metal radiating fin inside the tube so that phosphor efficiency is not seriously reduced by a rise in temperature. The maximum instantaneous peak current density, though, is only about twice that for an ordinary direct-viewing black-and-white tube.

### Demonstration

During a demonstration recently given at the Institution of Electrical Engineers, N.T.S.C.-type signals were provided by the B.B.C. and were displayed on two experimental "receivers" using the banana system, giving acceptable results when the video processing appropriate to the type of display was used. The vertical angle of view is slightly restricted compared with a direct-view tube, but it was a pleasant change to see the whole of the picture with truly square corners. The virtual image "hanging in space" behind the mirror seems a little odd at first; but this has the advantage that the viewer's eyes are focused on the picture and not on imperfections in the mirror surface. Important advantages are the very high brightness—about 40 foot-lamberts—and the absence of adverse effects from quite high ambient light levels.

Which of the "fruit machines" (or the less exotically named devices) hits the three-lemon jackpot of commercial success remains to be seen. Mullard, developers of the "banana", freely admit that further work is necessary before this display system can be admitted to the set manufacturers' stakes. There is no doubt, though, that the work of Dr. Schagen, his team at Mullard Research Laboratories, and Dutch Philips (who carried out part of the investigation and made the phosphors) has added a most interesting and original device to the known colour display systems.

Further details will be given in I.E.E. papers (Nos. 3561 to 3566 inclusive: to be published in Vol. 108, Part B, *Proc.I.E.E.*) by Dr. P. Schagen, B. A. Eastwell, K. G. Freeman, H. Howden, R. N. Jackson and B. R. Overton.

## RADIO VALVE DATA

Seventh Edition

COMPLETELY revised and enlarged, the seventh edition of "Radio Valve Data" (which is compiled by the staff of *Wireless World*) contains in its 156 pages, data on nearly 5,000 semiconductor devices, valves and cathode-ray tubes.

In particular the junction-transistor section occupies five times the space taken in the previous edition and includes many "American" listings. Other additions to the data on semiconductors include sections dealing with power rectifiers and zener diodes.

New valves and cathode-ray tubes have been added and features found useful in previous editions—the listing of valve-base connections and equivalents in the index, for instance—have been continued.

The seventh edition of *Wireless World* "Radio Valve Data," published by Iliffe Books Ltd., costs 6s. or 6s. 10d. by post.



# Gramophone Record Deformation

RELATIONS BETWEEN STYLUS RADIUS AND TRACKING WEIGHT FOR CONSTANT DEFORMATION

By J. WALTON\*

**D**UE to the efforts of Dr. Peter Lord of Salford Technical College with the Taylor-Hobson "Taly-surf" in making roughness graphs of indented record surfaces at 50,000 times magnification (see Fig. 1) and to the ingenuity of Dr. P. Chippindale of the same college in devising a means of examining and photographing the contours of the record groove under the electron microscope, it has been possible to re-examine the question of record deformation and the relations between stylus radius and tracking weight.

Now it is apparently generally assumed that, for constant record deformation, the tracking weight varies as the square of the stylus tip radius. This seems to be based upon the classical Hertzian equation for elastic deformation:—

$$w = \left[ \frac{3}{4} Wgr \left( \frac{1 - \sigma_1^2}{E_1} + \frac{1 - \sigma_2^2}{E_2} \right) \right]^{\frac{1}{3}} \quad \dots (1)$$

where  $w$  is the radius of the indent,  $W$  the load,  $g$  the acceleration due to gravity,  $r$  the radius of the

indenter tip,  $\sigma_1, \sigma_2$  the Poisson ratios of the ball and material respectively, and  $E_1, E_2$  the corresponding Young's moduli for the two materials.

From equation (1) it is deduced that the area of the indent for the case when the flat material is much softer than the spherical one is given by:—

$$A = \pi \left[ \frac{3}{4} Wgr \left( \frac{1 - \sigma_2^2}{E_2} \right) \right]^{\frac{2}{3}} \quad \dots (2)$$

and therefore the mean pressure

$$P_m = \frac{Wg}{\pi \left[ \frac{3}{4} Wgr \left( \frac{1 - \sigma_2^2}{E_2} \right) \right]^{\frac{2}{3}}} \quad \dots (3)$$

and for constant pressure  $P_m$  we can write  $k_1 = W^{\frac{1}{3}}/r^{\frac{1}{3}}$

where, as elsewhere, the  $k$ s are constants.

$$\text{i.e. } W : r^2 \quad \dots \quad (4)$$

which is for constant mean pressure under the indenter.

If we take either the area of indent or its width as the criterion for constant deformation, then from equations (1) or (2) we get

$$W : 1/r \quad \dots \quad (5)$$

However, it is obvious that an inverse relationship between  $W$  and  $r$  is at variance with our purpose of reducing deformation.

Moreover, when considering record groove deformation, the type of deformation with which we are concerned is that which affects the output of the pickup. Thus, whether this is mono or stereo, we are primarily concerned with deformation which gives rise to or eliminates any undulations in a plane at right-angles to the normal plane of the record wall, i.e. we are concerned with the depth of any deformation.

If we start from Hertz's equation again under the same condition of an inelastic sphere on an elastic plane, we can reduce it to

$$w = k_2(Wr)^{\frac{1}{3}} \quad \dots \quad (6)$$

$$\text{Now } w = \sqrt{2rD - D^2}$$

where  $D$  is the depth of the indent (see Fig. 2).

$$\therefore \sqrt{2rD - D^2} = k_2(Wr)^{\frac{1}{3}}$$

If  $D/r$  is small (as in our practical case) we can write

$$\sqrt{2rD} = k_2(Wr)^{\frac{1}{3}} \quad \text{or } D = k_3 W^{\frac{1}{3}} r^{-\frac{1}{3}} \quad \dots \quad (7)$$

And for constant depth of penetration  $D$  we get

$$W : r^{\frac{1}{3}} \quad \dots \quad (8)$$

and not  $W : r^2$  as results from considering constant pressure under the stylus.

This of course refers to the elastic region of

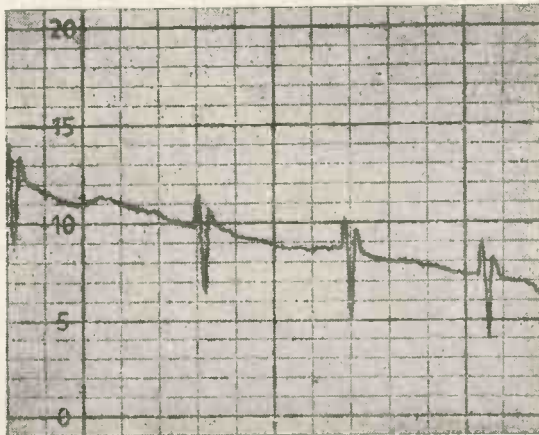


Fig. 1. Cross-section of indented record surface at 50,000 times vertical magnification and 100 times lateral. Four indents may be seen.

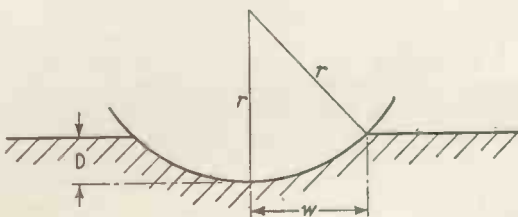


Fig. 2. Fixed indenter of radius  $r$  producing an indent of depth  $D$  and radius  $w$ .

\*Decca Record Co.

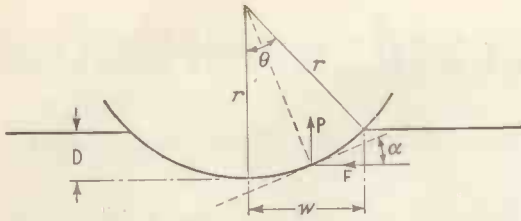


Fig. 3. Moving indenter acted on by a frictional force F.

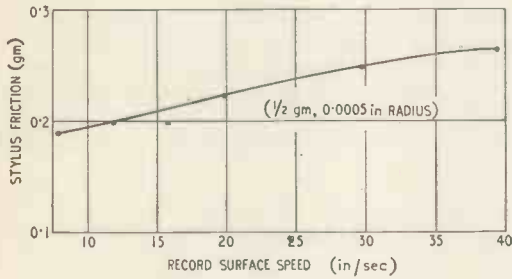


Fig. 4. Elastic region stylus frictional force plotted against record surface speed (for 1/2 gm tracking weight and 0.0005-in radius stylus). Here, as elsewhere, the measurements were made with blank discs.

deformation and I have not so far been able to find a suitable direct means of measuring this. The results of an indirect approach to this measurement are presented farther on in this article.

However, we are not concerned with static indents on a gramophone record, but with gliding ones, and it was found that a considerable difference exists between the indent dimensions in the two cases.

The following is an attempt to explain this in terms of a "surf board" action which causes the stylus to ride more on the surface of the medium upon reaching a certain critical speed below which there is a tendency for the stylus to sink by a greater proportion than that of the speed reduction until equilibrium is once again obtained.

Consider a stylus under a tracking weight  $W$  moving along the surface of a blank disc so that  $F$  is the frictional (drag) force experienced. To the extent that this force acts against the stylus at a mean angle  $\alpha$  and produces a reaction along the radius of the indenter, then, from Fig. 3

$$P = F \cot \alpha$$

where  $P$  is the vertical component upthrust produced by  $F$ .

$$\text{Now } \alpha = \theta/2$$

$$\therefore P = F(2r - D)/w$$

$$\text{But } w = \sqrt{2rD - D^2}$$

$$\therefore P = \frac{F(2r - D)}{\sqrt{2rD - D^2}}$$

Since  $D/r$  is small in our case

$$P = \frac{2Fr}{\sqrt{2rD}} = Fr\sqrt{2}/\sqrt{rD} \quad \dots (9)$$

It is found by experiment that  $F$  almost is inde-

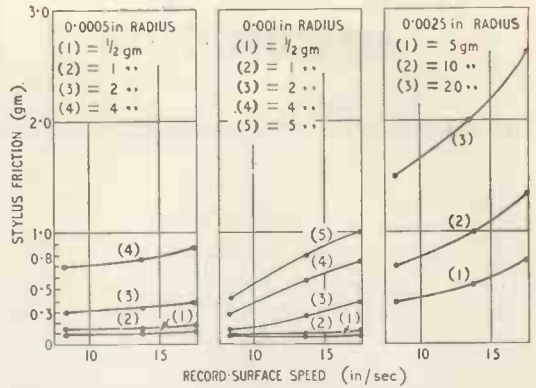


Fig. 5. Stylus friction plotted against record surface speed for various tracking weights and stylus radii.

pendent (see Figs. 4 and 5) of velocity in the elastic cases, and so we may therefore write

$$P = k_4 \sqrt{r/D} \quad \dots (10)$$

Equation (7) must now be readjusted to allow for this upthrust  $P$ , i.e.  $W$  must be replaced by  $W - P$  and we get

$$D = k_3(W - P)^{3/2} r^{-1/2} \quad \dots (11)$$

and from equation (10)

$$D = k_3(W - k_4 \sqrt{r/D})^{3/2} r^{-1/2} \quad (12)$$

$$\therefore r^{1/2} D = k_3(W - k_4 \sqrt{r/D})^{3/2}$$

and for constant  $D$

$$r^{1/2} k_3 = W - k_4 r^{1/2}$$

$$\therefore W = k_2 r^{1/2}$$

$$\text{i.e. } W : r^{1/2} \quad \dots (13)$$

i.e. the movement of the indenter does not affect the basic relationship between  $W$  and  $r$  in the elastic region, although of course the magnitudes are affected, as will be shown. It will also be noted that as  $D$  (the depth of penetration) is decreased, the upthrust due to sliding is further increased, so that a region of rapid change may be expected.

Now the foregoing theories relate to elastic deformation whereas, since I have not yet been able to devise a method of measuring such deformation, the measurements relate to plastic deformation. I excuse this anomaly on the grounds that the practical considerations of record wear are primarily those of plastic deformation, and also I felt it necessary first of all to attack the inappropriateness of the "W varies as  $r^2$ " elastic-region theory, since this has been used as a basis for choosing the stylus radius.

The experimental measurements gave the results shown in Figs. 6, 7, 8 and 9. These show the most consistent single sets of readings as well as the extent of the scatter between different sets of readings (the reason for which is still obscure to me). Whilst these cannot be considered to be very useful quantitatively, one can detect qualitative trends in the shape of the curves, since the two other (not shown) sets of readings which were taken follow similar, if displaced, curves. (It should be remembered that these measurements are of a very

(continued on page 355)

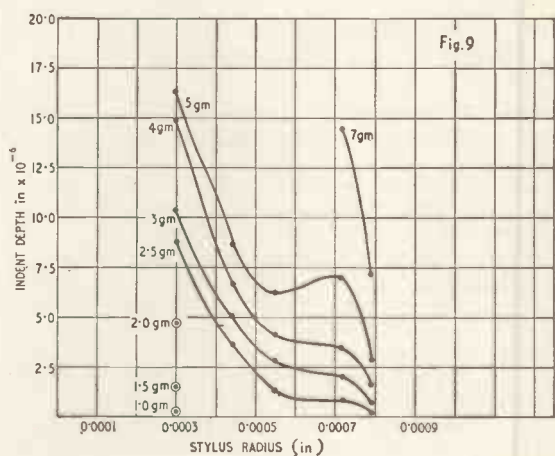
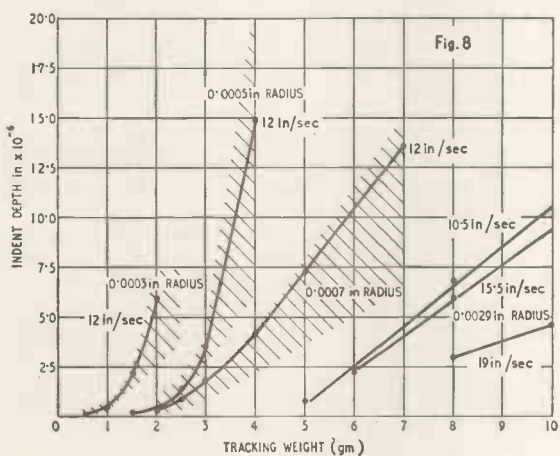
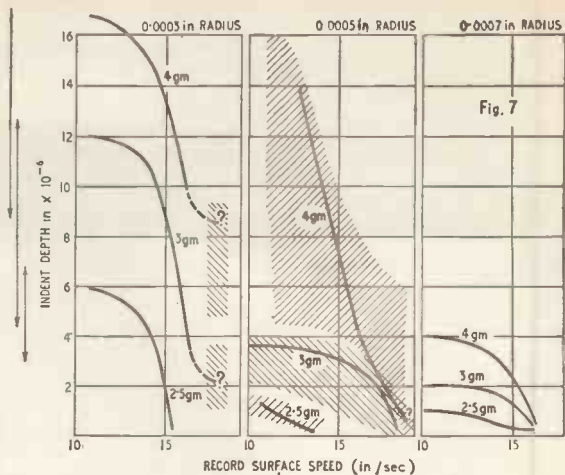
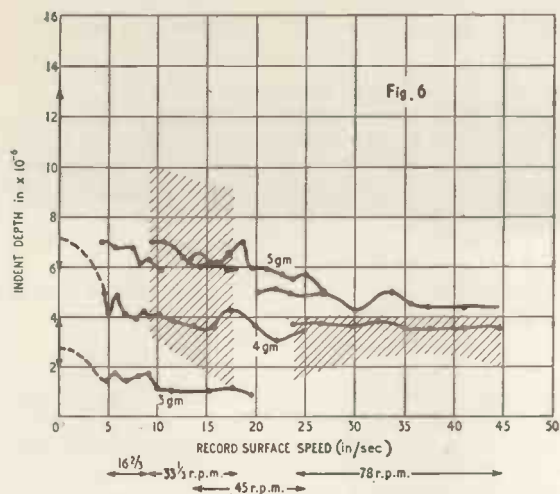


Fig. 6. Indent depth plotted against record surface speed for various tracking weights (0.0005-in radius stylus). As also in other graphs, the curves show the most consistent set of measurements and the shaded areas and arrowed lines the spread over the three sets of measurement which were taken.

Fig. 7. Indent depth plotted against record surface speed for various stylus radii and tracking weights. The arrowed lines show the spread of the measurements in the static case.

Fig. 8. Indent depth plotted against tracking weight for various stylus radii.

Fig. 9. Indent depth plotted against stylus radius for various tracking weights (record surface speed  $\approx 13.5$  in/sec).

few microinches.) Here, as elsewhere, the measurements were made using blank discs.

It would appear from Fig. 7 that below a certain critical speed there is little appreciable increase in deformation as the indent approaches a static value and also that the elastic limit can be effectively raised by an increase in groove speed for certain ranges of stylus radii and tracking weights.

On the "surf board" theory the groove speed would tend to be either sufficient to keep the stylus "afloat" or low enough to let it "sink" and from Fig. 7 the working region of most pickups would seem to be on the critical "float/sink" part of the curves. This may have something to do with the difficulty of getting consistent results between one set of experiments and another. Further work is

being attempted with closer control of temperature, stylus radius and disc hardness.

Fig. 9 shows that at higher groove speeds there may be little difference in indentation between a 0.0005 in and a 0.0007 in radius stylus. The reason for the "knee" in the curves is still-obscure.

Fig. 10 shows that the relation between tracking weight and stylus radius for constant indent depth is certainly nearer to a linear than to a square law.

Before drawing any conclusions from the above direct measurements of indentation let us consider another approach to the assessment of record wear which should also have meaning in the purely elastic region of deformation.

To the extent that any deformation is purely

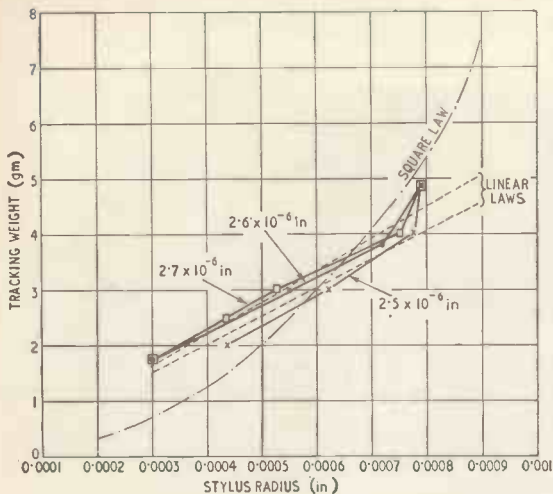


Fig. 10. Tracking weight plotted against stylus radius for various indent depths (record surface speed  $\approx 13.5$  in/sec).

elastic, the energy used temporarily to displace the record material should mainly be returned to the stylus. I say mainly, because there would be some mechanical hysteresis loss. To the extent, however, that there is plastic deformation, the energy will be dissipated in moving some of the record material. This energy should be measurable as a reaction on the pickup, i.e. as the plastic deformation increases so should the frictional drag of the pickup. This drag was measured, with the results shown in Figs. 11 and 12.

The methods of measurements were as shown diagrammatically in Figs. 13(a) and (b). In Fig. 13(a) in which the pickup head H is at right angles, rather than tangential, to the record motion, for

small horizontal deflections  $x$  of the hanging weight  $W$

$$F = Wx/l$$

where  $l$  is the length of the vertical thread. This method was found cumbersome because the base of the pickup had to be continually moved to track different disc radii as well as to keep the angle between the pickup head and the horizontal thread to a right angle. In Fig. 13(b), again for small deflections  $x$ ,

$$S = Wx/l$$

where  $S$  is the side thrust. Taking moments about the pivot P

$$\begin{aligned} nS &= Fm \\ \therefore F &= Wxn/lm \end{aligned}$$

Here the motor board must be orientated to keep the angle between the side thrust  $S$  and horizontal thread to a right angle, but this is easier than the alterations required by the first method. It should be pointed out that if  $l$  is 75 in, and  $W$  1 gm, a deflection of 1 in corresponds to a force of 0.013 gm.

From Fig. 11 one can see that approximately at the point coinciding with the elastic limit as determined previously, there is a change in slope showing a lower frictional loss per gm below the elastic limit to above it.

Fig. 12 shows considerable linearity in the relation between tracking weight and stylus radius for constant frictional (destructive) force in both the elastic and plastic regions.

There appears to be considerably more consistency in the results obtained by measuring the frictional force, and this may be due to the method of measuring in serial fashion, with one measurement following directly after the other as the indent proceeds to form. The direct measurements of indent depth involved a discontinuity between formation and measurement and also between one indentation and another: these are discontinuities that were not necessary in the friction method. It

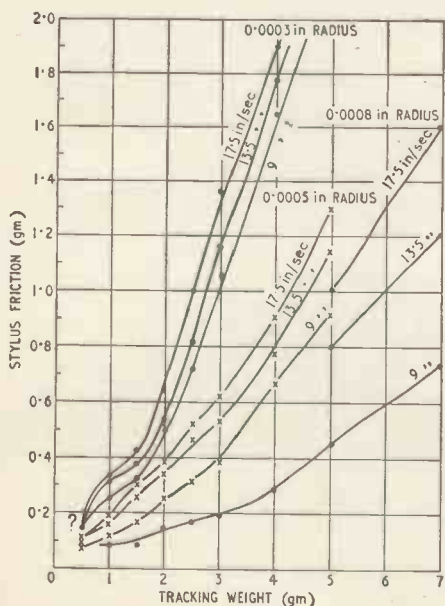


Fig. 11. Stylus friction plotted against tracking weight for various stylus radii and record surface speeds.

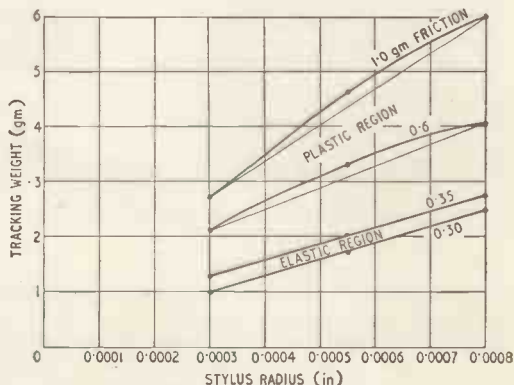


Fig. 12. Tracking weight plotted against stylus radius for constant stylus friction (record surface speed 13.5 in/sec).

is nevertheless interesting to compare the results of the two methods (see Figs. 8 and 11).

General conclusions we draw are:—

(1) The experimentally determined linear relation between stylus radius and tracking weight for constant record wear does not confirm either the existing theoretical conceptions or the theoretical conceptions presented here, and further work is necessary for its understanding.

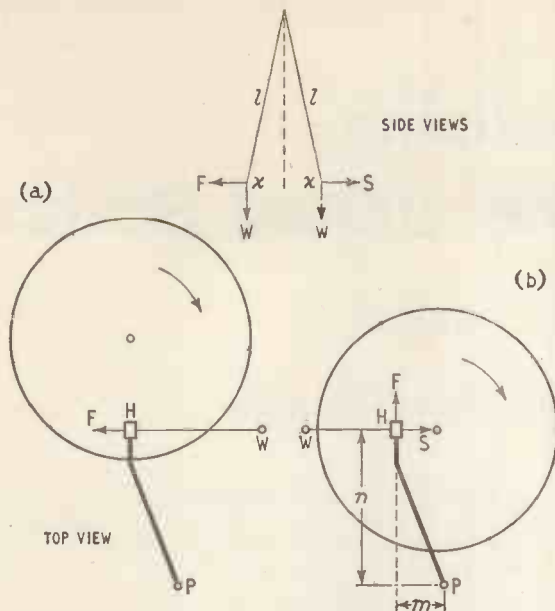


Fig. 13. Two methods of measuring stylus friction on a blank disc.

(2) The conception that, for constant deformation, the tracking weight varies as the square of the stylus radius seems inappropriate, and a better approximation is that it varies directly as the radius (unsquared).

(3) The elastic limit seems to be appreciably raised for a moving indenter as compared with the static case. Recourse to lower groove speeds (such as with 16½ r.p.m. records) would entail a lowering of the effective elastic limit of the record material and has serious implications for pickup design. This is made extremely undesirable when one con-

siders that the recorded wave-lengths would be shortened to such a degree that, either excessive tracing distortion would occur, or the ensuing necessary small stylus radii would increase the record wear problem to degenerate proportions. Other ways of increasing the playing time of l.p. records should be considered.

While the relations between the mechanical impedance of the stylus tip and the tracking weight required are well known, the effect of stylus tip radius has usually been considered partly on the basis of record wear and the "W varies as  $r^2$ " relation. It should be realised that an increase in tip radius can also increase the acceleration required of the stylus in conditions of tracing short wave-lengths and that large tip radii may not save the record, therefore, as much as might be hoped.

Although the above measurements have considerable spread, they were nevertheless used as the basis for the design of a stereo pickup that will track the whole frequency range of a modern l.p. disc within the elastic limit of the material. It was calculated that while this entails a tip mass in the region of 1mgm, the tracking weight could be raised to about 3gm for a ½-thou stylus rather than the somewhat lower weights required on the basis of Hunt's or Barlow's† static measurements. Tests were carried out on this and other pickups and photographic evidence gave ample vindication on the general programme of work.

While it is not considered that the above work is anything but a beginning of an attempt to understand record wear in reproduction, publication of these first results has been considered to be useful as both a corrective and a pointer for further work in the sphere of both recording and reproduction of gramophone records.

This information, work and graphs are published by courtesy of the Decca Record Co., Ltd.

†F. V. Hunt, *J.A.E.S.*, Jan. 1955, D. A. Barlow, *J.A.E.S.*, Oct. 1958.

## BOOKS RECEIVED


**An Introduction To Machine Translation**, by Emile Delavenay. A survey of the present state of the art. An opening chapter discusses the justifications and implications, and is followed by a discourse on the possible use of computers in translation. An analysis of the problems of machine translation related to differing grammatical forms and idioms takes up the major part of the book, and the final chapter propounds possible developments in the translation of literary and poetic works. Appended is an actual translation made by an I.B.M. 704 computer. Pp. 144; Figs. 5. Thames and Hudson, Ltd., 30, Bloomsbury Street, W.C.1. Price 25s.

**Principles of Semiconductors**, by M. G. Scroggie. A grounding in semiconductor theory, by way of atomic physics. The first few chapters describe the mechanism of semiconduction, as an introduction to the action of devices such as diodes and transistors. Further chapters are concerned with photoelectricity and a variety of semiconducting devices and their applications. The book is written in a down-to-earth style, and is intended to provide a basis for more advanced works on the subject. The book was first published in an Americanized edition by the Gernsback Library, and this new version has been re-written with new illustrations. Pp. 156; figs. 115. Iliffe Books, Ltd., Dorset House, Stamford Street, London, S.E.1. Price 21s.

**Elsevier's Dictionary of Amplification, Modulation, Reception and Transmission**, compiled by W. E. Clason. A list of nearly three thousand terms is given, with a precise definition, in English, of each. On facing pages are set out the equivalents in Dutch, French, German, Italian and Spanish. Following the list are indexes in these five languages, linked to the dictionary by reference numbers. Pp. 804. D. Van Nostrand Co., Ltd., 358, Kensington High Street, London, W.14. Price £6.

**Introduction To Hi-Fi**, by Clement Brown. Offers advice to the music-loving layman on the approach to domestic sound reproduction. The treatment is well suited to the potential readership, and the author does not assume either a living room the size of the Festival Hall, or an unlimited bank balance. An appendix contains a list of recommended tape and disc recordings. Pp. 198; Figs. 84. George Newnes, Ltd., Tower House, Southampton Street, London, W.C.2. Price 21s.

**Radio Transmitters**, by Laurence F. Gray and Richard Graham. Intended for the maintenance engineer and operator, the book deals in an essentially practical manner with design principles and operation of amplitude, frequency, phase and pulse modulated transmitters. Pp. 462; Figs. 398. McGraw-Hill Publishing Company, Ltd., McGraw-Hill House, 95, Farringdon Street, London, E.C.4. Price 97s.



# Colour Television in the United States

By JACK DARR

## PROGRESS REPORT: THE PRESENT STATUS

**T**HE Editor has requested that I hold forth somewhat upon the subject of colour television as we know it in the United States. Knowing that I had been associated with it for several years, and had already expressed views on the subject,† he asked for a report straight from the horse's mouth, as it were. And, while I bridled a bit, I found myself saddled with the task! (Oh, dear! I am sorry. Shan't do it again.)

We have had colour TV broadcasting for quite a while now. To run over the system as quickly as possible, we use a 525-line, dot-sequential system, entirely compatible with present B/W standards. Colour information is in the form of phase modulation of a completely suppressed "sub-carrier" of roughly 33.597545 Mc/s. This carrier is removed at the transmitter, probably to save postage! It is restored by a crystal-controlled oscillator in the receivers. Three basic colours are transmitted, red, green and blue, and the "shadow-mask" RCA three-gun tube is still the standard. Other types of colour tubes have been tried, but so far none of them has made the jump, commercially.

In the very beginning, in 1950, the F.C.C. authorized colour broadcasting using the C.B.S. system, a field-sequential arrangement. At the receiver, a "colour-wheel" was set up in front of the screen; it had slides of the three colours, and was (theoretically) rotated in synchronism with the transmitted "fields," each of which contained all the picture information for that particular colour.

Theoretically, this was all right, and the results obtained in lab. tests were very good. I have heard that this device produced colour pictures of amazing quality! However, when one contemplates the spectacle of a 4-foot colour wheel spinning at something like 440 r.p.s., sitting atop one's TV receiver in the living room, it is rather frightening. So, after four years, this was abandoned in favour of the present all-electronic system.

Of course, when it all began, quite a few manufacturers leaped on the bandwagon, and there were several makes of colour sets on the market. Most were quite expensive: I can remember one model, using a 15-inch tube, which sold for over \$1,500! According to the grapevine, this set cost the maker over \$1,450 to produce! Unkindest cut of all, just

as they finished the first production run of 1,000 sets, the 21-inch tube was introduced! When last heard of, this poor soul was tearfully trying to dispose of the sets at about \$800 apiece!

At first, no significant numbers of colour sets were sold. Those which were went to bars, restaurants, and "status-seekers," to dip into the latest jargon: ownership of a colour TV was roughly equivalent to owning a Rolls or Bentley. Prices were far above the average pocketbook, and programming was quite scarce. So, for purely economic reasons, all of the colour-set makers except RCA faded out of the picture. RCA, having a vested interest in colour, and a fat investment to boot, gritted its corporate teeth and stayed with it. Through the past years, this firm has carried colour TV on its back like a polychromatic Old Man of the Sea, doing nothing at all for its financial structure in the process! Although at first both N.B.C. and C.B.S. networks carried colour programmes, C.B.S. gradually withdrew, and N.B.C. sailed on alone.

Sales of colour TV to the public remained at an extremely disappointing level (to RCA's comptroller, at least) for many years. RCA, by all reports, went deep in the red each year on its colour (that's only a very mild pun; may I be forgiven?). However, they kept on grimly, holding many service meetings for technicians, advertising, issuing a complete colour-TV training course through RCA Institutes, and even selling colour-TV sets to interested technicians on hire-purchase, at a liberal discount.

### Turn of the Tide

Engineers in the meanwhile kept digging into the "innards" of the colour set, excising parts here and there and developing a new all-glass colour c.r.t., 21CYP22, to replace the original metal-coned 21AXP22. The number of valves was reduced drastically: from 44 in the first models to 26 in 1956, and a few less in current models! After years of waiting, 1960 was *das Jahr* for R.C.A. colour TV set sales went into the black for the first time! According to "informed sources" they sold something like 200,000 sets, and predicted that the total number in use by the end of 1961 would be over 750,000 sets! Other set makers began to prick up their ears. They dusted off some designs that had been lying fallow for quite a while, and Admiral, Westinghouse, G.E., and others

\* Ouachita Radio-TV Service, Mena, Arkansas.

† See for example "Rainbow Round my Shoulders," *Wireless World*, Aug., 1957.

announced the production of colour chassis. Even the conservative Zenith corporation announced that they would bring out a colour TV chassis in 1961.

Prices fell: from the original \$1,500, colour sets now selling for about \$495. RCA, and, from what I can discover, all others, make only a single chassis: the price differential lies solely in the cabinetry. Even we in our small town in the Hills felt the impact: our colour-TV population increased by a whopping 300%! (Instead of *one* set, we now have four!)

### Programme Hours

Colour TV programming has steadily increased, although still concentrated on the lone network, N.B.C. C.B.S. still has no colour shows at this time, although they may still have the camera equipment squirreled away somewhere: they did broadcast some excellent colour. Another network, A.B.C., has publicly announced that it has no plans for getting its feet wet with colour, although this may be changed by the time this is printed. For an example, the N.B.C. colour programme for May, 1961, lists 4 hours and 15 minutes of regular colour shows every weekday in half-hour "segments." This plus an average of one full hour each week-night, two hours on Saturday and 2½ hours on Sunday, gave me a total of 121 hours of colour programmes for the month. Besides these, there are "specials" which pop up from time to time, usually in colour; these are full hour shows. There are several daytime shows in colour, put on so that the TV dealers can demonstrate their wares, but a significant percentage is scheduled in what the advertising agency boys call "prime-time," between 7 and 10 p.m., especially on Sundays, when there is colour from 7 p.m. to 9 p.m. every week.

Once each year, NBC puts on a special "Colour-TV Day"; colour programming begins at 6.30 a.m. and continues until midnight, with only a five-minute news-break at 11.55 and a 4.00 to 6.00 p.m. B/W break for "kiddie shows." Even the evening news report is in full colour! A total of 18 different colour shows are given on this day, the first being a part of the daily programming, an educational show called "Continental Classroom": college lecturers give talks and demonstrations in their specialties, and I understand that there is a regular course of study which may be undertaken, with credits, etc. The colour enables them to demonstrate chemical reactions, etc., with ease, although the whole course is in colour. Calculus in colour must be seen to be believed!

The other side of the coin, after the sets have been built and the programmes broadcast, is service. There is no doubt about it: colour TV sets do require more service attention *on the initial installation* than B/W sets. Colour TV sets must be set up by a competent technician with proper test equipment. However, simplification of design has brought the set-up time down from the original four hours by two men with a lorry load of equipment, to about a half-hour by one man with a cross-hatch generator; and at least half of that is usually taken up in showing the customer how to run the thing!

In early sets, convergence, colour-temperature, and signal strength had to be checked and, in many cases, completely readjusted upon installation. This was a long process. Nowadays, any number of sets operate correctly "right out of the box"! I hauled

my own set more than 100 miles, lugged it into the living room, set it up, turned it on, and made only one or two minor adjustments! It didn't need convergence at all, aside from a touch-up at one or two places. Convergence was the big bugaboo; manuals told you that the set must never be moved, for fear of magnetizing the tube from the earth's magnetic fields! (This results in the gathering of much lint behind colour TV sets!) Also, in some technician's heads!

As to service required, I firmly believe that the average well-built colour TV set requires no more service attention per tube than any equivalent B/W set! I base this opinion on five years of colour-TV work, plus experience with my own set, which was secondhand when I got it. So far my only troubles have been such relatively straightforward things as a shorted audio output valve, which took a resistor with it: a weak line-scan output valve, which merely drew the picture in from the sides, and a shorted B-Y (blue) amplifier tube, a 12BH7, which caused the screen and the owner's face to turn a livid green. (Owner was thinking of the phrase in the service manual, "Bright green screen; no picture—defective picture tube"!)

There is another two-sided coin in the service end, too. Training, for one (this would be "heads," I'd think) and test equipment. Training began quite early. All major setmakers had (and still have) training courses on colour TV fundamentals; all leading magazines ran stories on colour, and there were a number of excellent books written. So, if the average U.S. TV technician hasn't a full knowledge of colour, it is definitely not because of a lack of opportunity! Quite a bit of this material was given away by setmakers, who also conducted service meetings in every major city at regular intervals, and many of the smaller towns to boot. They are still doing this, by the way.

### Theory and Practice

Now, may I bring forth a long-cherished personal opinion? Like everyone else, I dived headlong into the fascinating study of colour TV at first. Reading all the material I could, I found myself enmeshed in a maze of college-level maths! Vectors, colorimetry diagrams, chromaticity diagrams, percentages of each colour at the camera, calculus, trig., etc., etc. After about a year of this, I discovered that I was almost completely befuddled! I had done, perforce, a lot of brushing-up on my long-forgotten maths, never one of my better subjects, but I *still* didn't know beans about how a colour-TV set worked!

Frankly speaking, and this is the result of much inquiry among my brethren over the past few years, this approach scared the pants off the average TV serviceman! He apparently thought, "Well! If it's going to take *this* kind of stuff to work on colour TV, the heck with it!" The actual language used, of course, has been greatly edited! As a result, he developed an unconscious *resentment* of colour TV! Aside from a hard core of devoted grinds who studied from the sheer love of it, most of the boys sheered off, and wound up with an active opposition to colour. This came out in their discussions with customers, who were also prospective colour TV buyers! When asked, "What do you think about colour?" they generally replied, "It's not ready yet!" So, quite naturally, buyer is not ready to take the financial

plunge on something their pet expert has just disparaged! This is an actual quotation from any one of several technicians of my acquaintance, as of a few years back. Personally, I have been doing colour TV service work for quite a while, and have never found the occasion to use the knowledge as to "What angle is green?"! (It's rather like the chap who learned the Swahili word for "thunderstorm,"; he said, "It's nice to know, but somehow it's hard to work into a conversation!")

So, of late, our periodicals and books have taken more to the "simplifying" approach; I can plead guilty to having done a few of these myself. We're trying manfully to get the U.S. technician over his fear of the complexity of colour TV sets.

Now, as to test equipment: in the early days, we were told that we'd have to have colour-bar generators, extremely wide-band oscilloscopes, and a host of other expensive test equipment. I can say from personal experience that the average well-equipped TV shop will have to have only *one* new piece of test equipment, and that is a cross-hatch bar or dot generator, for convergence work! These are available in U.S. from \$15-\$20 on upward, and will soon be in the U.K., if they are not already. You do not have to have a colour-bar generator to service colour, nor yet a wide-band 'scope; to *design* it, yes, but not to service it. A standard, good-grade 'scope will, in the hands of a capable technician, produce just as good results in *everyday* service work as the finest laboratory 'scope on the market! My own two 'scopes are far from broadband, being good-grade average equipment, and I've never found anything that I wanted to know that they didn't tell me, quite accurately!

The most helpful thing, of course, just as in B/W TV, has been the simply tremendous simplification of circuitry since the beginning. This is most apparent in the latest colour sets. In the original chassis, something like 30 adjustments were necessary; in the last model, this has been reduced to a *maximum* of 15, of which only 3 or 4 customarily need adjustment on installation. Time has been reduced from four to five hours to about 15 minutes!

Just as an experiment, I checked the time on the last installation I made; I was finished and talking to the customer in less than 20 minutes!

All of the convergence controls except the "statics" (the small magnets on the neck of the picture tube, for getting the beams centred at the beginning) have now been concentrated on one small PC board about 4 inches square. This is mounted on the back of the cabinet, and can be loosened and set up above the top of the cabinet facing the front. Now, the technician can make all convergence adjustments from the front of the set, without the need for mirrors. Combination adjustments are now used on the controls: "R-G," for instance, moves *both* red and green beams for vertical convergence at the *right side* only. One control is provided for each side of the tube! Using this system, almost 100% perfect convergence can be obtained on the new sets; a far cry from older sets like mine. I blush to admit that mine own is slightly off at the bottom of the screen, but you've all heard the old saw about the shoemaker's barefoot children.

The "colour temperature" adjustments have also been simplified. This was always one of the worst headaches, at least to me; getting the screen so that it was really a *black and white* picture, without

colour-tinting in either highlights or "lowlights." Older sets, set up under incandescent light, look greenish in daylight. These new sets, using the new picture tube, can be set up so that one cannot distinguish between colour and B/W screens at a distance of ten feet! I've seen this done! Daylight washed out the pictures on old colour tubes; the latest tube can be viewed in light as bright as that possible with any B/W tube.

So, in conclusion, I can say that my truthful opinion, for whatever it's worth, is that colour is no harder to service than B/W TV; that it can be serviced with ordinary TV test equipment, and that a minimum of theory, aside from a thorough knowledge of B/W TV theory, is needed. Colour, from the viewing standpoint, is wonderful: many of our most colourful events are breathtaking when broadcast in colour: the Parade of Roses on New Year's Day, the World's Series (baseball, that is), and the many "specials" which are usually lavishly produced musical comedies, with gorgeous costumes, etc. And, I might add, for "Free Grid's" benefit, that he simply hasn't lived at all until he sees one of his favourite blondes in "Living Colour." (P.S. He can, by manipulating the hue control, change her to any shade of hair he wants! Green, purple, etc.—spectacular, if properly done!)

#### "Bibliography"

All opinions given herein are strictly those of the writer, as gained from talking to people, reading articles and books on the subject, and from practical experience. All definite figures quoted are taken from "reliable sources," which are at least as reliable as those quotations from political equivalents.

## Industrial Colour Television

THE equipment shown in the photograph is part of an industrial colour-television system developed recently by E.M.I. Electronics Ltd. The camera is designed for use in hazardous situations and can be controlled from a point 1,000 feet away. As shown here, the operator is looking at a 21-in tube colour display; but a large-screen display using a projection system can produce picture up to 12 feet high and 18 feet wide. The ancillary equipment can be rack-mounted (not shown).





# Radio Components Show

## NEW EQUIPMENT AND DEVELOPMENTS

**A**LTHOUGH the change in venue from Grosvenor House to Olympia has given the advantage of extra space, the exhibition has taken on a more impersonal aspect, and exhibitors seem to be a little wary of showing equipment which is not immediately available in large quantities. As the purpose of the show is primarily to sell components, this is understandable. However, it is a pity that more prototypes could not be shown, if only because the new ideas which are our "bread and butter" seem to show up better in their original form.

**Fixed Resistors.**—In the main, major changes in fixed resistor design were noted only in the high-stability types, where unusual encapsulating materials were being used. For instance, Dubilier employ a p.v.c. sleeve, whilst Plessey use an epoxy-resin moulding as do Rivlin and Welwyn. Ashburton employ nylon moulded round the resistor.

Generally the use of fine wires seems to have reduced sizes and increased resistance values, for instance, Erg had on show their Type MPRB22, with a maximum value of  $1M\Omega$  on a  $\frac{3}{8}$ -in long by  $\frac{3}{16}$ -in diameter bobbin, rated at  $\frac{1}{4}W$ .

A novel form of wire-wound power resistor was seen on the Elcom stand. A flexible glass-fibre core supports the wire, rather after the nature of a short length of linecord, and the terminations are mild steel lugs.

**Variable Resistors.**—Once more miniaturization has resulted in further reduction of the size of potentiometers and a common style this year seems to be about  $\frac{1}{2}$ -in diameter with a  $\frac{1}{16}$ -in spindle.

The A.B. Metal Products version can be supplied for fixing without a spindle bush for a compact edge-control assembly and the Egen Types

365 and 363 both employ die-cast bodies and nylon spindles. Morganite's Type K has up to three tapping points for the fitting of a.f. response correction networks.

In the field of precision variable resistors the multi-turn helical potentiometer seems to be gaining ground on account of its high resolution. However, another method of achieving high resolution was shown by Colvern: their Type CLR 85/00 potentiometer has a single turn action and employs three parallel, concentric windings so that movement of one wiper from turn to turn is masked by the other parallel wipers.

Fox are using alloys of noble metals and noble-metal wipers in their potentiometers—this, they claim, improves life and reduces noise.

Continuous elements, of course, avoid resolution troubles: for instance the moulded-track type (Plessey) which, made in a square shape, is particularly convenient for a sine/cosine potentiometer. On the Ministry of Aviation stand another infinite-resolution element was seen; this was a 400-angstrom-thick layer of chromium deposited on a Pyrex rod.

Fixed Capacitors show generally development to meet transistor re-

quirements—working voltages have been reduced by the use of thinner dielectric films so reducing the overall bulk also.


Ratings of 20 (Lemco), 30 (Mullard), and 50 (TMC) V were found in "plastics" types, typical dimensions being  $12 \times 11 \times 5$  mm for  $0.1 \mu F$  (Mullard), 5mm long by 2mm diameter, 100 to 300 pF (Lemco);  $\frac{1}{8} \times \frac{3}{8}$  in for  $0.5 \mu F$  (TMC).

On the Ministry of Aviation stand the production of stacked barium-titanate capacitors by a slip casting process was shown. Barium titanate is spread in 0.001-in thick layers in the form of a slip or "mud." On top of this electrodes are printed with nickel oxide, being covered by another layer of dielectric, and so on, until the desired number of layers has been applied. Then the whole is cut up and fired in a reducing atmosphere to produce nickel electrodes and leadout wires are fitted. Capacitances of the order of  $100 \mu F/in^2$  at 50V working are achievable.

For valve circuitry a trend appears to be the offering of synthetic-dielectric capacitors for ordinary coupling purposes (Suflex "Polycaps").

Another alternative to the paper type is ceramic—Erie were showing ceramic disc capacitors in ratings up to  $0.1 \mu F$  at 500V d.c.

**Electrolytic Capacitors**, like the paper and plastics-dielectric types were presented in various new forms of covering: Hunts, Plessey and T.C.C. were all using various types of plastics moulding. The T.C.C. "Elkomold" series is designed for operation at  $75^\circ C$  without de-rating



Left: Egen potentiometers with die-cast bodies  $\frac{1}{2}$ -in diameter. Switch-on Type 365 is rated at 50V, 150mA.

Right: Jackson Brothers Type S.D.1 miniature tuning capacitor.



and Plessey were rating capacitors in polypropylene cases at 85° C.

C.C.L. were showing a new range of electrolytic capacitors designed for printed-wiring use in transistor circuits. A typical size was 35 $\mu$ F, 6V working and the transistor-like appearance was brought about by the aluminium can with the leads, sealed in epoxy resin, emerging from one end.

**Variable Capacitors.**—Most noticeable on the majority of stands of variable-capacitor manufacturers were small, solid-dielectric two-gang tuning capacitors of roughly similar dimensions (about 1-in square and  $\frac{1}{2}$ -in deep). Mullard and Jackson use "tracked" vanes, so that an additional oscillator padder is not required (maximum capacitances about 180pF and 80pF) whilst the Plessey unit has a switch fitted which earths two contacts when the 180° rotation is passed. These contacts are used to add parallel capacitors for reception of the l.w. Light Programme with m.w. coils, the extra rotation of the capacitor providing a fine tuning function.

Also using a solid dielectric was a capacitor from Suffix, covering the range 0.035 to 0.1 $\mu$ F. This consists of a specially-wound tubular polystyrene capacitor which is "squashed" to provide the capacitance variation. Other values are 0.45 to 0.5 $\mu$ F and 1 $\mu$ F  $\pm$  3% and the long term stability claimed is better than 0.1%.

**L.F. Transformers.**—A new range of sub-miniature ( $\approx$  1in<sup>3</sup>) transformers shown by Ferranti used a new type of epoxy resin which sets at least ten times as fast as normal resins and so allows a much greater rate of transformer production.

Haddon showed a three-phase saturable reactor in which a single control winding is used to produce more nearly equal powers in each phase than is obtained with the normal three control windings (one in each phase).

A range of small transformers shown by Andec are, for convenience in use, built around the mains plug. One of these also incorporates a rectifier to produce a 1-A, 12-V battery charger.

Aveley showed a range of toroidal variable-ratio transformers tapped in three decades to an accuracy of 1 part in 10<sup>6</sup>. Similar accuracies are available for some units of the Gertsch range of multi-decade ratio transformers shown by Wayne Kerr.

**R.F. and I.F. Transformers.**—A

range of transformers for f.m. receivers shown by the Wireless Telephone Company has the useful facility that the coupling can be varied without altering the tuning of the individual coils. The two coils (with their ferrite tuning cores) are placed side-by-side with their axes parallel. To vary the coupling a third parallel ferrite core is screwed in between the coils.

As coils are increasingly miniaturized it becomes more difficult to form threads on ferrite cores for them. This difficulty has been avoided by the Wireless Telephone Company and by Weymouth by using a non-threaded core attached to a larger threaded polystyrene plug. The Wireless Telephone Company used the normal movable internal core, but Weymouth used a fixed inner core and varied the inductance by means of an external parallel movable rod. Another approach adopted by Weymouth in their P80 series was to use a comparatively large hollowed-out threaded core which is screwed down over the coil and internal fixed core.

To avoid radiation at the i.f. or its harmonics several companies have in the past mounted the detector and its filter capacitor inside the screening can of the last i.f. transformer. This idea was carried still further this year by Brayhead, who also included the

last i.f. transistor and its d.c. biasing components inside the screening can.


**Component Testing.**—Rapid voltage proof testing is provided by the Lemco equipment. The normal test—the required direct-voltage of one minute's duration—is replaced by a high-voltage pulse applied for a matter of milliseconds, front-panel lamps indicating pass or fail. Connections are provided for the operation of automatic equipment, when the rate of test can be up to 100 components per minute. Voltage is continuously variable up to an equivalent 2kV d.c.

**Resistance Measurement.**—Continuity-checking is simplified by the use of the Andec Con-Test. This consists of a transistor oscillator working in the audio range, with the output feeding a small speaker. Probes are applied to the measuring point, and the resistance encountered between them, being in series with the oscillator supply voltage, varies the frequency in linear proportion. The current applied to the external circuit is of the order of microamperes and the instrument may be used on live circuits up to 50V. Sensitivity is sufficient to discriminate between a short-circuit and a dry joint.

Extremely low loading of the resistor under test is afforded by the B.P.L. RM196 Wheatstone Bridge. The maximum dissipation demanded is 15mW, over the range 0.001 $\Omega$  to 10M $\Omega$ . Null indication is by centre-zero meter, fed by the output of a chopped d.c. amplifier. Switch indications are by neon in-line indicators, with a decimal point. Accuracy is within 0.1%.



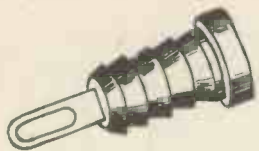
Plessey first i.f. 10.7 Mc/s f.m. transformer in which the coupling can be varied (by moving the core in the centre former) without altering the tuning of the two outer cores.



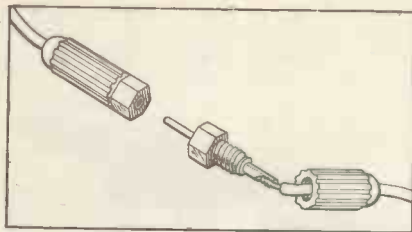
The Andec Con-Test continuity tester.



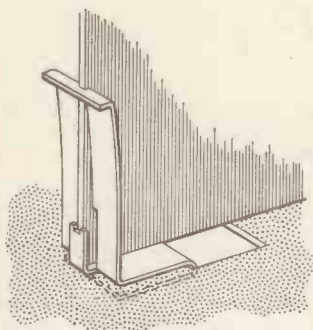
Left: Voltage proof testing equipment shown by Lemco, which simulates 2 kV d.c. for 1 min. by means of high-voltage pulses.



**Quick-fixing chassis socket—the Fasfit—by Spear Engineering.** The socket is simply pushed into place and is held by the moulded serrations.



**Miniature plug and socket shown by Harwin.** Either half can be male or female, and a very positive connection is achieved.



**Salter retaining springs for printed boards.** A slot in the board edge prevents accidental withdrawal.



**Contained in a 1-in cube, this blower by A. K. Fans will move 2.2 ft<sup>3</sup>/min.**

**Switches.—A.B. Metal Products** showed a new range of push-button switches built on a single-piece frame which is bent into the shape of a trough. This is claimed to be more robust than the normal four-plate frame.

Ardente showed a miniature ( $\approx \frac{1}{2}$ -in diameter) 2-pole 3-way rotary switch with the unusual facility of spring return. This is designed to replace the normal lever key switch.

Printed circuit switches were shown by Plessey and Harrison.

**Relays.—S.R.D.E.** showed a number of relays made up from single-changeover cylindrical capsules only  $\frac{1}{8}$ -in in diameter and 1-in long. Each capsule contains a spring-loaded armature plunger which in operation is attracted (by the field of the exciting current in an external coil) away from the non-magnetic contact at one end of the cylinder towards the magnetic contact at the other.

Plessey showed a relay in the unusual shape of a cylinder in which a disc armature moves an axial rod at right angles to the disc plane. This relay is also unusual in that it is the outer rather than the inner contacts which move.

**Chassis Fittings.—**Miniature lamps

were shown by Thorn Electrical. The Mite-T-Lite is only 0.055-in in diameter and 0.175-in long. It requires 1-1.5V at a maximum current of 35mA. Output is 35 millilumens. The Micro-Lite can be operated from an 0.8V supply at 6mA.

Transistor retainers were shown by Rendar and Lewis Springs. The Rendar fitting is single-screw fitting and moulded from polypropylene. A beryllium-copper spring retains the transistor. The Lewis retainer is a beryllium-copper spring and assists in heat dissipation; fixing is by clipping into a hole in the chassis or p.c. board.

Valve retainers shown by Electrothermal are made from heat-resisting rubber and are designed to fit any size of valve. The VRE retainer ends are serrated and are simply pulled through holes in the chassis until the correct tension is obtained.

For the mounting and locking of potentiometers and trimmers, General Controls have introduced the Flush Lock. The potentiometer is set back from the panel, and all that protrudes is a  $\frac{3}{32}$ -in surround. The spindle is locked by a grub-screw pressing on a ball arrangement.

**Plugs, Sockets and Connectors.—**For use in circumstances where longitudinal strain is applied to the

centre contact, Transradio have introduced a modified contact pin with a shoulder. The coaxial plugs fitted with the new pin are the Types "BNC," "C" and "N."


"Collecon" and "Camlecon" are the names of multiway plugs and sockets made by Belling and Lee. After insertion, which requires very little force, contact is made by compressing the socket round the plug-pin, by means of a cam action.

Designed for use on remotely controlled television receivers, the Pressac 8-way shuttered plug and socket contains an independent pin-holding plate which may be removed for easy connection of wires. The units are moulded from high-impact polystyrene.

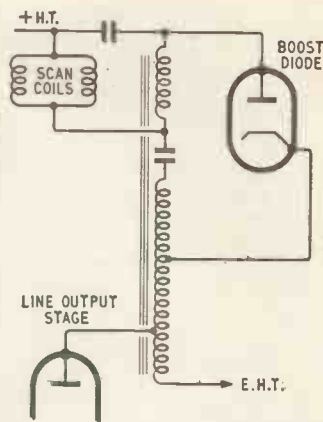
**Sub-Assemblies.—**Transistor power supplies may conveniently be assembled using the Mullard sub-assemblies. Two basic unstabilized supplies giving 1A or 5A at voltages from 1-39 may be combined with a stabilizer reference circuit to give 1-30V at 250mA, while for heavier currents a series regulator is added, giving up to 0.5A. More current is obtained by the addition of further series regulators. Stability with mains variations is 200:1 for +10% -15%.

What must surely be the ultimate in compactness was shown on the stand of A.K. Fans—the makers of Airmax blowers. This is a blower contained in a 1in cube and moving up to 2.2 cubic feet per min, depending on the pressure. The hysteresis motor consumes only 3W at a variety of a.c. voltages and is guaranteed for a continuous running life of 1,000 hours at normal ambient temperatures. The blower is made by the American firm of Sanders.

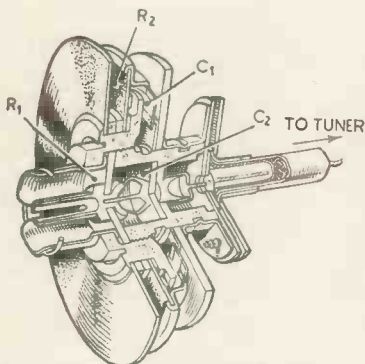
**Television Components.—**In the Cyldon Type PC80 tuner, the mechanism allows selection of any of the thirteen channels on any push-button. The tuner is of the incremental type, using a flat, printed "coil-board" across which a shorting slider moves, positioned by a 13-step cam on each button (the button is turned to pre-select channels) and the manufacturers claim a reset accuracy of 50 kc/s. Several versions of this tuner are available, one of which uses three Type AF102 transistors in the grounded-base mode. This company were also showing a u.h.f. tuner using two triodes. Resonant lines form the tuned circuits and are coupled together by slots in the screening partition. Primarily (at the moment) for the export market, this tuner com-



A. B. Metal Products new transistor TV tuner (left) and (below) 13-step cam channel-selector button.



Circuit used by Plessey and Elac for cancelling flow of d.c. through line-output transformer windings.



Aerial isolator for a.c./d.c. television receivers (Egen).



Integral-safety-shield television c.r.t. by Cathode Ray Tubes Ltd. "Ears" at corners ease mounting problems.

plies with the German radiation specifications.

A.B. Metal Products were also showing a transistor tuner, but this was of more conventional turret design. What is unusual is that the three transistors (Semiconductors types) are operated in the earthed-emitter connection. The noise performance compares well with valve tuners, but the minimum-gain specifications (Band III, 19dB) look disappointing until it is realized that these figures are power gains, and not voltage gains between unrelated impedances, as are usually quoted for valve tuners.

Brayhead's BT 19 series of tuners uses printed-coil aerial and r.f. biscuits as well as including a range of variations, two of which are the use of a tetrode r.f. amplifier and a back-biased junction diode for the fine tuner.

For transistor television, Elac, working on the basis of a 90° c.r.t. at 12kV e.h.t., have adopted wave-winding for the e.h.t. coil to reduce the self-capacitance of the overwind which employs a greater step-up ratio than is usual today for valve working. The scan coils look conventional except for round correction magnets with long pole pieces extending round the coil: these provide a slight amount of scan magnification. Some of Plessey's components had been

developed along the same lines; but in addition they had an experimental design for a 110° c.r.t. at 16kV.

With valves, "desaturation" of the line-output transformer for 110° c.r.t.s. usually employed an isolating choke; but both Elac and Plessey were showing an arrangement which uses instead the scan coils (see circuit). The cancellation of d.c. flow has, too, allowed a smaller core to be used—tighter coupling of the e.h.t. winding is thus possible and an e.h.t. series impedance of about 7.5MΩ (compared with 12MΩ) has been achieved. A new component from Egen, the aerial isolator Type 364, is completely coaxial in its construction. The drawing shows the main features; R<sub>1</sub>, the "static discharge path between inner and outer of the aerial cable, is completed by a resistive sprayed carbon-composition coating on the insulating washer. The r.f. circuit is made by C<sub>1</sub>, formed by a metallized mica annulus between the aerial and tuner-lead sections, and C<sub>2</sub>, a ceramic disc capacitor. The leak resistor from chassis to aerial is again constituted by a composition coating, R<sub>2</sub>. Features are a very small insertion loss and an s.w.r. at u.h.f. of only 1.56.

Cathode-Ray Tubes.—The quest for the slim television set has forced

matters even further than the 110° tube; the safety-glass and mask have now been eliminated! Brimar were showing tubes with both Diakon and toughened-glass shields cemented to the tube-faceplate, the corners of these shields carrying ears for clamping the c.r.t. to the cabinet, and Cathode-Ray Tubes Ltd. had on show tubes with shields in Perspex and Diakon. When imploded, the glass of the tube face-plate, although broken, remains "glued" to the protective panel.

For transistorized television sets Mullard were exhibiting a 14-in 90° c.r.t. with a heater rated at 11.5V, 165mA, to suit a nominal 12-V battery on discharge.

Oscilloscopes.—The pattern of plug-in amplifiers to the basic instrument is adopted in the Serviscope D33. This is a dual-channel instrument, using a double-gun G.E.C. tube with P.D.A.. Three types of amplifier are available—a wide-band unit 0-6Mc/s at 100mV/cm., a differential amplifier 0-200kc/s at 1mV/cm., and a high gain a.c. unit 5c/s-150kc/s at a sensitivity of 100μV/cm. The wide-band amplifier may be switched to increase gain 10 times at reduced bandwidth.

Frequency Measurement. — Examples of the integrating discriminator frequency meter were shown by Greencoat Industries, and have been developed for the measurement of shaft rotational speed. Two types were shown, a hand-held and a bench instrument. The hand-held device will measure speeds in the

(Continued on page 365)

range of 10 r.p.m. to 20,000 r.p.m. in four ranges at an accuracy of 2 in 10<sup>4</sup>, and will indicate changes of 2 r.p.m. at 10,000 r.p.m.

A frequency-divider unit developed by Greencoat will deliver outputs from 100kc/s to 10c/s, from either an internal Xtal oscillator or an externally applied signal. The unit may be employed as a digitally preset square-wave generator, delay pulse generator, frequency divider with divisor 2-200,000 or as a crystal calibrator.

**Voltage Measurement.**—A small high-sensitivity test meter—the Minitest—was exhibited by Salford. On d.c. volts the resistance is 20,000 Ω/V, and 2,000 Ω/V when measuring a.c. volts. D.c. and a.c. voltage measurement from 2.5V to 1,000V full-scale is offered while d.c. current from 50μA f.s.d. and resistance up to 20MΩ may be determined.

**Meters.**—A very neat little panel-mounting meter is the edge-wise reading Pullin Series 10. The front measurements are 1½in and 1¼in, and the 1-in scale may be either horizontal or vertical. Full scale deflections from 20μA to 500mA are available, and a self-contained a.c. unit is produced.

**Metal Rectifiers.**—Developments made by Salford Electrical Instruments include a range of "economy-class" contact-cooled rectifiers of simple construction, "semi-contact-cooled" types and increases in the p.i.v. ratings of selenium elements.

The "semi-contact-cooled" types are primarily for low-voltage-rectification: in appearance they resemble ordinary air-cooled types except that the plates are very much closer together and a large insulated metal bush is fitted at one end. When bolted to a reasonable area of chassis the bush transfers heat from the plates to the chassis. S.E.I. make their plates by a vacuum deposition process and improvements in this are raising constantly the peak-inverse maximum rating of the elements from about 27 to, at the present stage of development, 32 to 40.

**Semiconductor Diodes.**—The remarks made about transistors could be applied, with appropriate modifications, to diodes. Ranges on show have been very widely extended both in voltage and current rating and switching speeds have been increased, in some cases to a startling extent. Recovery times of the order of 1 nanosec are achieved by

several manufacturers: stored charges are 20 to 50 picocoulombs.

Television h.t. rectifiers are now available from many manufacturers and single 800-V units are available. The major difficulty in this type of application is caused by the presence of high-voltage spikes on the mains supplies: most rectifiers are rated at, say, 800 p.i.v. but 1.25kV for occasional periods of less than 10msec.

Voltage-variable capacitors (back-biased diodes) are becoming available in a variety of shapes and sizes for most applications. G. & E. Bradley (Lucas) were demonstrating two reverse-biased 750-mA rectifiers in use for the tuning of an ordinary a.m. superhet. A capacitance swing of about 75 to 550 pF was achieved with a voltage variation of about 150.

Tunnel and parametric diodes continue to be presented in experimental forms but do not seem yet to have achieved any major use. The latest type of tunnel diode from S.T.C. (JK30A) is contained within a very short ceramic tube fitted with tag contacts.

Zener Diodes, too were found in great profusion. Perhaps the most interesting ideas in this field come from Brush and Ferranti. Brush has a metal block (called Statavolt) containing holes into which Zener diodes are inserted: by the correct choice of characteristics and the use of reversed devices a reference independent of temperature variations is produced. Ferranti combine Zener diodes and an ordinary junction in one tube with the same aim.



Brush "space-saver" design for medium-power transistor packages.

**Photo-electric Devices.**—As is well known, the efficiency of the silicon photo-electric device can be as high as 10%. International Rectifier were showing what they describe as "ruggedized" cells in which an alloying technique is used to attach the contact strips to the silicon wafer. Ferranti have fitted experimental hemispherical wide-angle lenses of epoxy resin to their cells, to avoid the necessity for "tracking" the cell on to the source of energy.


**Transistors.**—A high rate of development continues in this field and many new types were on show at the exhibition; for instance Newmarket introduced completely new ranges (type numbers NKT) covering both industrial and entertainment devices. There seems to be a general movement towards the use of the American JEDEC standard cases for transistors—in fact the only noticeable "rebel" was Brush with their "space-saver" design which is about ¼ × 1½in and can be used for devices up to about 10-W dissipation, with, of course, a suitable cooling fin.

Notable in the new Mullard range for radio and television are the AF102 and AF118; both of which are intended for transistor receivers. The AF102 provides a minimum current gain of 20 times at 25°C and has a noise factor (typical) of 6dB at 200Mc/s. The AF118 has an α of 200 and maximum collector ratings of 50V and 30mA; these ratings, together with a f<sub>t</sub> of 174Mc/s render it most suitable for use as a video amplifier. Semiconductors (Plessey group) too have a range of transistors suitable for the receiving circuits of transistor TV and the agreement made recently with the American Bendix organization should result in suitable timebase types being available. The alloy-diffused and micro-alloy-diffused types are now well established and make up the great majority of the h.f. ranges and devices made by the epitaxial technique show promise of fulfilling the higher power r.f. applications.

An illustrative example of thermo-



Solar cell by Ferranti with wide-angle lens for light-gathering.



Pullin Series 10 miniature meter.

electric cooling applied to a transistor was given by M.C.P. Electronics. Bismuth telluride cooling "cells" consuming  $2\frac{1}{2}$  to 3W were used to double the rating of a transistor rated at  $2\frac{1}{2}$ W on a  $10 \times 10$ cm fin.

**Microminiature Semiconductor components** made by Hughes have been given the name "Microseal." We noted the "dot" diode a short time ago\* and this and its companion transistor was on show. The transistor is pear-shaped in plan ( $0.7 \times 0.062$ in) and 0.030 in thick. The collector "cap," which forms one end of the ceramic housing, is magnetic and coloured for identification. The other cap is split across and forms emitter and base connections. These devices can be wired-up by a "swiss-cheese" printed-circuit board which is of the same thickness as the units and bears conductors contacting the inserted microseals as if they were feed-through components.

**Receiving Valves.**—New valves for television "front-ends," are a "beam triode" (PC97) and a v.h.f. tetrode (Mazda 30F27), which use simpler circuitry than the cascade stage.

In a frame-grid triode the major part of the anode-to-grid capacitance is associated with the grid supports. Mullard have, therefore, enclosed the "ends" of the grid assembly of the PC97 in a shield like the beam-plates of a tetrode, and have shaped the anode so that  $C_{ag}$  is reduced to about a third of the normal value. Neutralization is still required and the gain is slightly less than that of the cascade stage, but the noise performance is unimpaired.

The tetrode, on the other hand, has a slightly worse noise factor than the cascade, due to partition noise, but Mazda have kept this and, at the same time,  $C_{ag}$  to a minimum by lining up the grid and screen-grid so that the latter is shadowed to some extent by the former.

Another Mazda development is a frequency changer triode-pentode (Type 30C17) to which a.g.c. can be applied so that cross-modulation is reduced. Normally a.g.c. would lead to excessive changes of input capacitance, but, by using a high-slope variable- $\mu$  pentode and good internal screening, the effect has been reduced to acceptable proportions.

**Industrial and Transmitting Valves.**—The largest valve on show was the English Electric Type 4KM5000LA four-cavity power klystron primarily

designed for u.h.f. television transmission. Rated to give 10kW output this device has a gain of 57 dB and is tunable over Band IV.

For transmission on a smaller scale—from mobile sets—Mullard have produced a series of valves which have a warm-up time of less than one second. This is achieved by the use of either coated-ribbon or multiple parallel fine-wire filaments.

G.E.C. have in their Type A2900 a reliable version of the 12AT7, with a stated average life expectancy of 10,000 hours. Produced for computer and instrumentation applications, this long life is achieved by observance of close manufacturing tolerances and a redesigned heater and cathode assembly.

Brimar were showing a new double valve (BCF804) combining triode and pentode sections of high slope ( $7.2$  and  $11\mu\text{A/V}$  respectively, both at 150V h.t.). This should prove useful where the triode section of the television frequency-changer type limits the performance available from its companion pentode.

Frame-grid construction continues to show its advantages. Two valves from Mullard using this form of construction have very high figures of merit: E810F, 238Mc/s (slope 50mA/V); E55L, 194Mc/s (45mA/V, anode-dissipation 10w).

**Microwave Valves.**—An X-band t.w.t. amplifier shown by Ferranti is unusual in that it can be modulated by means of a grid incorporated in the electron gun. This enables the modulation power to be reduced at about a thousandfold below that required for cathode modulation.

**Microwave Components.**—Elliott showed how strip lines between two ground planes spaced only about 0.1-in apart could be used to produce a range of relatively-compact coaxial components.

A coaxial three-port circulator shown by Marconi for frequencies as low as 400Mc/s consists simply of a flat circular cavity containing a sandwich made up of a conducting plate (attached to the three equally-spaced coaxial inners) between two magnetically-biased ferrite discs.

In a three-port X-band switch shown by Sanders an isolation as high as 110 dB is achieved simply by loading the edges of the rotor with a suitable lossy material.

A range of waveguide components for wavelengths as short as 2mm was shown by Elliott.

**Materials.**—A new method of cabinet construction, based on the Imlok

principle but much smaller, was shown on the stand of Alfred Imhof. Units as small as  $4\frac{1}{2}$ in cube may be constructed, although the material is also well-suited to much larger structures. A complete range of extrusions, screws, corners, panels, etc., is available.

Among the range of new alloys developed by Telcon are Telconstan and C.P. Alloy. The former is a resistance material used in wire, tape or foil form, and features a sensibly constant specific resistance over the range 20-100°C. Temperature coefficient of resistance is  $0.000014/^\circ\text{C}$ . over this range. C.P. (Constant Permeability) Alloy is also designed to be temperature stable, the parameter in question being its permeability, which is between 31,000 and 34,000 over the range  $-20$  to  $+100^\circ\text{C}$ . Otherwise it resembles Mumetal.

Calculated to reduce the incidence of high blood pressure among electronic engineers is Denamel, a substance produced by Hellermann for the easy removal of enamel from wire. Immersion in the liquid for one minute swells and softens the enamel and a wipe with a rag brings it off. Also from the Hellermann stable is CRC2.26 — a moisture-dispellant. This may be used to remove all moisture from equipment which has failed due to ingress of moisture or even immersion in water. It is available in either aerosol or bulk form and is completely inert.

Suflex exhibited a PVC-coated glass sleeving which will work continuously at  $130^\circ\text{C}$ . Dielectric strength is 5kV and bore sizes are from 1mm to 5mm. Material made by Symons is broadly similar and is stated not to exhibit pull back when in proximity to soldering operations. It is resistant to chemicals and oil.

Spirex is a new product of Langley London, offering a low-cost, precision insulating tube of many shapes and sizes. The tube may be rectangular or round, and is spirally wound from a variety of papers and plastics with coverings designed for many different applications.


**Loudspeakers.**—In a new Plessey range the leads are taken directly to the voice coil, rather than *via* two terminals in the speaker cone. This avoids asymmetries in the high-frequency nodal pattern produced by the extra mass of the cone terminals, and also avoids distortions of the cone shape which can occur round these terminals as the cone expands and shrinks with atmospheric moisture changes.

For miniature speakers it may be-


\*Wireless World, p. 280, May, 1961.

Right: Gramophone Company simple speed-change mechanism for record players.

Below: Electronic Components transistorized continuously-variable constant-impedance audio fader (below) designed as a plug-in replacement for their resistive network step fader (top).



Right: Sanders 7-in 33 $\frac{1}{2}$  r.p.m. autochanger with view of underside in mirror.



**Record Turntables.**—Several new record turntables were introduced. In an unusual battery autochanger shown by W. H. Sanders for 45 or 33 $\frac{1}{2}$  r.p.m., 7-in records, the pickup arm is raised and lowered by mounting it on a ball which is partly rotated by contact with a vertical wheel driven from the turntable.

A new Greencoat battery record player has a number of unusual features. For example, the pickup arm rest is movable so that when not in use the pickup may be stowed for compactness half way across the turntable. The centrifugal governor contactor is in series with only one rather than all of the armature windings and the speed-change control moves the motor and spindle rather than the idler-wheel.

In a very simple speed-change mechanism introduced by the Gramophone Company the idler is moved by attachment to a spring-loaded pillar which bears in a groove of variable depth in the underside of the speed-change knob. Protuberances in the knob spindle move the connecting rod between the spring-loaded pillar and idler spindle so as to automatically disengage the idler as the speed is changed.

**Tape Recording Equipment.**—Battery motors suitable for tape recorders were shown by the Gramophone Company and also on the B.S.R. stand by Marriott.

An unusual feature of a range of magnetic tape heads shown by Thermionic Products is that only a single lamination (twisted to form the pole pieces) is used for each head. This, it is claimed, avoids harmful effects caused by the magnetic field not directly crossing the gap near the laminations, effects which will be accentuated if the laminations on the two sides of the gap are not aligned.

In the "X" range of heads introduced by Marriott a gap width of

only  $8 \times 10^{-5}$  in has been achieved. This company also showed an erase head requiring only 34mW for a 4-track operation (52mW for 2 track).

A set of transistorized replay, record and bias plug-in units was introduced by Thermionic Products.

**Data Processing Equipment.**—Gresham Lion Electronics have combined digital read and write magnetic tape head gaps into a single double-gap head, thus reducing the separation between the read and write elements and also obviating the need for alignment between separate read and write heads.

Thermionic Products showed a time injection unit which provides an output in International shortened morse code 1,000c/s bursts for recording on magnetic tape.

**Computer Bricks.**—A range of plug-in modules designed by Bailey Meters and Controls is marketed by T.M.C. The units comprise a chopper, demodulator, oscillator and amplifier and are intended to comprise a d.c. amplifying system for use in instrumentation. The modules use solid-state circuitry throughout and are resin-encapsulated; the bases will fit a B.9A socket. The chopper is capable of handling an input of 1 $\mu$ V to 250mV d.c.

In the hope of converting the designers of industrial control equipment such as lift controls, weighing equipment, etc., from electromagnetic relays to electronic circuitry Panellit have introduced a system of logic—Minilog—using small encapsulated elements. A whole equipment may be designed using only one basic logic element and one or two driver units. The basic unit is "AND/OR" gate, providing a 6-way "inverted and" function. The output will drive up to 25 other units. Two more units serve as power amplifiers to drive relays, etc.

come economical to machine-out a suitably shaped pot and to use a single-piece cylindrical centre-pole i.e. to do without a separate pot front plate and pole piece. This decrease in the number of separate parts results in an increase in the magnetic and acoustic efficiency. This principle was adopted by Fane, Goodmans and Plessey.

A new waterproof 1-watt pressure unit for underwater entertainment purposes was shown by Goodmans.

**Microphones.**—The plane-wave noise cancellation produced when a microphone diaphragm is exposed to the air on both sides is used by Lustraphone to avoid handling noise in their new "Contadyne" miniature contact microphone for vibration measurements in medical and other fields.

**Audio Amplifying Equipment.**—Electronic Components showed a continuously-variable constant-impedance (within 1%) transistorized electronic fader designed as a plug-in replacement for their normal resistive-network stepped attenuator. Advantages of the new attenuator are, of course, the facility of continuous variation, as well as the avoidance both of the possibilities of noise due to multiple contact paths or sudden switching-voltage changes, and of high-frequency response correction difficulties.

# LETTERS TO THE EDITOR

The Editor does not necessarily endorse the opinions expressed by his correspondents

## Sound Reinforcement at the I.E.E.

I FEEL bound to comment on the last paragraph of the report entitled "Television and Film Techniques" appearing on pages 321 and 322 of your June 1961 issue.

Why, you ask, should the cobbler always be the worst shod of men? But it is not the cobbler's fault if those to whom he lends his shoes get the laces inextricably tangled up! The cobbler much regrets the unusual limping that resulted on the evening in question but it has led him to formulate new conditions for the lending of shoes.

The foregoing parable refers in particular to the behaviour of the sound reinforcement system. So far as the slide-projection arrangements were concerned, the meeting in question was lucky to get any slides shown at all; owing to the badly constructed frames of the slides with which the projectionist was provided, they jammed as often as the old-fashioned Gatling—necessitating, incidentally, a repair job on the slide carrier.

London, W.C.2.

W. K. BRASHER,  
Secretary,

The Institution of Electrical Engineers.

## The Jigger

"FREE GRID'S" theory of the origin of "jigger" as far as wireless is concerned is hardly right if what I heard very early in the game was true.

Marconi, I think, devised these r.f. transformers probably at the Haven, and their action was described to Kemp.

Kemp was his well-known ex-naval assistant who, it will be remembered, was one of the two assistants Marconi had with him on the first Newfoundland tests.

Kemp immediately remembering his life on board ship said "Oh, that's a jigger", which seems to be a general expression for a lever, and the name stuck.

Two early wireless nicknames which, however, haven't been perpetuated were "sea serpent" for h.f. power cable (used on the giant transmitting jigger at Clifden) and "Crippens" for the large l.f. chokes which were hung by ropes from the roofs. Clifden stock lists containing these names were seriously questioned by the London Office.

London, E.C.1.

H. J. ROUND.

## Stereophonic Broadcasting

I HAVE followed with interest the correspondence in your columns on the subject of stereophonic broadcasting.

I think, sir, we must face the brutal facts. There are no real technical problems against the introduction of compatible stereo broadcasts that cannot be solved by skill and acceptance of compromise. The pure and simple truth of the matter is that of the vast millions of radio listeners in this country, those that would actively agitate for the introduction of such a service would be very minute indeed. If it were otherwise the future outlook would be very different.

I have arrived at this conclusion with some regret since for me, at least, stereophonic reproduction has no attraction at all unless it is of a live broadcast concert (or at second best, a tape). Commercial recordings in their present form only serve to emphasize the synthetic origins of their programme content. That there are

technical problems to be solved has to be admitted, but I would remind you, sir, of the controversy that raged in your columns in pre-f.m. days—the gloomy prophecies on the cost of suitable receivers, difficulties of alignment, etc., etc. I suspect the main difficulty is the relatively low standard of the land lines linking studio centres and transmitters. Even in my part of the country, fairly close to London where the experimental broadcasts originate, one has only to listen to the poor quality of the "sum" signal to appreciate the degradation that can result from land lines with unmatched phase shift. But this could be solved, and extension of the audio bandwidth to realize the full potentialities of the f.m. service is long overdue. As witness recent events, it would seem no effort can be spared to provide a communication link a few megacycles wide over thousands of miles—yet all the reasons in the world are advanced for not providing an extra half an octave on the audio bandwidth of my local f.m. transmitter.

So, sir, I fear the conclusion is inescapable and we, who still enjoy steam radio more than the almighty "goggle-box," might reflect on it. We are unlikely to have a regular stereo broadcast service in ten years—or ever for that matter. I, for one, will have to content myself with an occasional tape from more fortunate enthusiasts in the U.S.A.

Furthermore, I suggest the B.B.C. cease the experimental broadcasts altogether. It's like having a carrot dangled in front of one's nose without the likelihood of ever eating it.

Norwich.

R. WILLIAMSON.

## Television Standards

MANY readers will commend Mr. Heightman's wish to improve our definition standard (May, 1961), if only because they would like to enjoy the superior picture which the larger screens should offer. As he says, attempts to fill the gaps between the lines by elongating or "wobbling" the spot are no substitute for balanced definition.

Our present scanning analysis is optically unbalanced, being continuous along the lines and discontinuous in the "frame" direction. It is, in fact, *unidirectional*, for there is no scanning vertically, merely chopping into 377 parallel strips. The definition *along* the lines is excellent—but they do not touch! If our scanning were balanced Test Card C could be turned through any angle without loss of definition. For that perfection the lines would have to touch, whatever their total number, leaving no cracks for omission and distortion of details and for spurious patterning.

Mr. Heightman may not be aware that many of us "realise that vertical picture resolution is not equal to the number of picture lines." After considerable experiment a Kell factor of about 0.6 was accepted, from which it is safe to say that vertical definition is down about a third. I have my own way of proving this, and have demonstrated the simple test on several receivers. With focus adjusted for sharpest definition, reduce the picture height until the traced lines touch. The resulting Cinemascope-shaped picture will be much clearer and brighter, and will leave about one-third of the screen dark, part above and part below. This tells us that one-third of our picture is missing, surely of some importance in technical circles also?

Some years ago several workers found that the focused scanning point diameter never exceeds 0.7 elemental



line-pitch, even in bright areas of the screen. It surprises me that these investigators did not realize that the spot area is therefore only 0.49 elemental. To discover that our scanning point is only a half-element in size should have shaken those who adhere to the unreal formula for  $f_{max}$  which fixes our line total and scanning pitch. Conventional equations assume the spot to be elemental, based on Nipkow's idea that an element-size scanning aperture can sweep along a row of pictorial elements, analysing and reproducing them individually. This fallacy was quietly discarded when the c.r. tube took over from the mechanical systems, and the scanning point was reduced well below element size to obtain horizontal resolution. The lines contracted and separated, but Nipkow's second fallacy of elemental pitch was not recognized, so never remedied. The scanning point was too small for the line total, but the dark grid did not matter much on 12-inch screens. Now our largest screens are nearly four times as large!

Since aspect ratio is universally 4:3, the revised line-standard formula for balanced definition, in which the practical half-element point scans at  $\frac{1}{2}$  elemental pitch, closing up its lines, simplifies to  $f_{max} = (\frac{1}{2})^2 f_v$ . For 625-line definition each vision channel requires less than  $4\frac{1}{2}$  Mc/s.

We should be unwise to copy "Continental" 625-line channel planning, where guesswork allows  $4\frac{1}{2}$ , 5 and 6 Mc/s per channel. Our Television Advisory Committee finally reduced their interim recommendation of 6 Mc/s to  $5\frac{1}{2}$  Mc/s, which would still waste over 1 Mc/s per channel by encouraging engineers to reduce the scanning point still further—again separating the lines and spoiling vertical definition.

Worthing.

A. O. HOPKINS.

## Colour Tube Costs

IN the past months colour television has been discussed in Parliament and has been the subject for conflicting statements by various bodies. The colour tube in particular has been singled out for criticism on account of its cost. The facts on the price are as follows.

Until recently RCA Great Britain, Limited, offered the 21CYP22A colour picture tube in small quantities in this country at a price of approximately £48 net ex New York, adding shipping charges of approximately £5 per tube, making £53 in all. This became the price to the United Kingdom user. Following a recent reduction in the U.S. the price for this tube is now £44, making a landed cost of approximately £49.

A few weeks ago RCA announced a new colour picture tube—type 21FBP22—which offers an increase of 50 per cent in brightness due to the new sulphide phosphors used. The price of this tube is approximately £46 ex U.S. (landed cost £51). In all cases these prices are for small quantities only, so that freight and insurance is a rather expensive factor.

The price for the new 21FBP22 tube in large quantities, say in excess of 500 tubes, is expected to be certainly less than £40 landed United Kingdom. Customs duty has not been called for as there is no equivalent product in manufacture in the United Kingdom. If this position is changed duty would be payable at an appropriate rate.

It is hoped that future statements will bear these figures in mind.

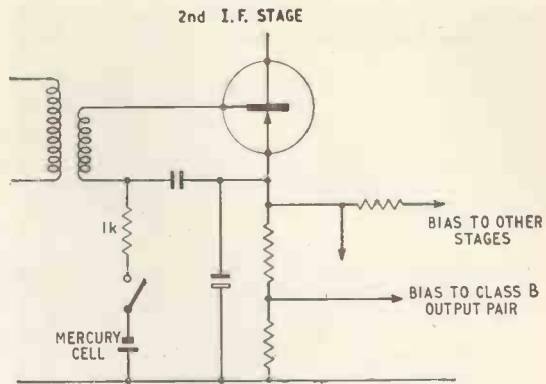
Sunbury-on-Thames

DONALD MACPHAIL  
RCA Great Britain, Ltd.

## Transistor Bias Supplies

I AM not aware of any commercial transistor receivers which use a base bias supply for all stages separate from the main battery, although there seem to be worth-while advantages in doing so.

In the circuit suggested, the current drawn from the



single bias cell is so low (say 50 microamps) that a mercury cell might well be installed as a semi-permanent component. Actually the cell biases the 2nd i.f. transistor only, but in doing so controls the bias for all the other stages. With this steady bias it is possible for the output transistors to have the minimum required quiescent current even with a new main battery while still giving reasonable quality right down to half voltage, with the added saving of no wasted battery power in potentiometer networks.

Also, design is made very simple, emitter resistors being chosen for the required working currents at the constant base bias available. Incidentally, several resistors are saved, and none needs to be very accurate apart from ensuring the correct ratio between the two emitter resistors.

It has been found to be stable and reliable in practice.  
Dunstable E. JACKSON

## "Suppressed Carrier Double-Sideband Systems"

MR. G. W. SHORT has done a most useful service in drawing attention (May, 1961) to the ingenuity of the synchronous detector developed by Dr. J. P. Costas, W2CRR, for suppressed carrier double-sideband reception. But on a few points his article calls for comment.

The statement that the d.s.b. system is "almost unknown" in Britain does less than justice to the amateur radio enthusiasts who have shown a lively awareness of this system for several years, as innumerable references in the amateur radio journals show. This interest was, incidentally, commented upon in my article "Amateur Radio Progress" in your November, 1960, issue.

Then Mr. Short, quoting classic radio theory on the subject, may give readers the impression that d.s.b. signals cannot be successfully received unless the locally generated carrier is exactly equal in frequency and phase to the original (suppressed) carrier frequency. This will bring a wry smile to the many amateur operators who regularly listen to d.s.b. transmissions on conventional (though selective) receivers. The answer—as I tried to indicate in the article already referred to—is simply to listen to only one set of sidebands and to filter out the other set of sidebands in the receiver. Admittedly, the synchronous detector is a much more elegant system and permits an improvement in signal-to-noise ratio, but surely it is time we buried the classic theory of the difficulty of d.s.b. reception along with that other famous theory exploded by the radio amateurs of the 'twenties—"the uselessness of short waves."

It may also be of more than academic interest to draw attention to Costas's later article in *Proc. I.R.E.* (December, 1959) in which he set out to show that, in a congested band, broader bandwidths and many channels (as possible with d.s.b.) can be expected to provide better communication reliability than s.s.b. He suggested that for certain applications (including military), narrow band

techniques (for example, s.s.b.) lead progressively to more expensive communications systems and less expensive jammers.

Finally, can I suggest that we avoid introducing yet another abbreviation "d.s.b.s.c." since the shorter "d.s.b."—although illogical in some respects—has already firmly established itself, and is in line with s.s.b. for single-sideband suppressed carrier systems and i.s.b. for independent sideband suppressed carrier systems.

London, S.E.22.

J. P. HAWKER.

#### *The author replies:*

I have been expecting some reader to send in the cryptic message, "1961-1956>4." Mr. Hawker's letter gives me the opportunity to correct an error in my article, caused by the ravages of time, and, I hope, to save a little face into the bargain. When I wrote that details of the d.s.b. system were published "nearly four years ago" (in 1956) this was correct. My article was actually sent in before Mr. Hawker's interesting review of amateur progress appeared. For the rest, I can only plead ignorance, apologize to the "hams" and alter my statement to "almost unknown outside amateur circles." This, I think, is true.

The method of receiving d.s.b. described by Mr. Hawker requires a very selective and stable receiver, and considerable operating skill. It is definitely not the thing for Aunt Jemima. Costas' synchronous receiver, on the other hand, should be easy to tune and, once tuned, the a.f.c. (or, rather, a.p.c.) should keep it tuned. The synchronous d.s.b. receiver, therefore, has possibilities as a broadcast receiver for a.m. signals in general, whether s.s.b., d.s.b., with carrier, or without it.

G. W. SHORT.

## Museum Pieces

"FREE GRID" wonders why a wireless museum has not been established and advances a few possible reasons for its non-existence. He omits to mention one important fact, that it would not be in the interests of present-day receiver manufacturers to have such a museum. Why?—read on.

Up until about twenty-two years ago, when the Corporal started getting involved with this country, wireless receivers were steadily improving in every way, and models were available ranging from a simple three-valve "straight" up to superhets containing nine or more valves. Automatic tuning; "magic eyes"; push-button tuning; several wavebands; large speakers and beautiful polished wooden cabinets were the order of the day. Also large detailed glass dials, which were calibrated with a useful degree of accuracy were fitted. Dual-speed tuning was another asset. All the big names in receivers

produced such sets and older hands will recall the beautiful range of models produced by leading firms.

Since the war, a generation has grown up which, on the whole, to judge by what it eats, wears, is entertained by and generally appreciates, has no conception of quality. Manufacturers have been quick to seize upon this fact, and on the principle of "any old muck will fill a bin" have in most cases reaped a rich reward.

Wireless has probably been hit harder than most things, with the result that it is almost impossible to find in the average shop anything better than a midget, five-inch speaker, ferrite aerial four-valve plus nothing superhet (does the public think "super" means good or best?). This thing gets about two local stations reasonably clearly and sometimes a succession of regionals accompanied by a loud hiss. No one puts up an aerial today: the sets would be a bag of whistles if they did since screening is almost unknown and all design is cut to the bone. These atrocities cost between about ten to thirty guineas, probably not far removed from the pre-war prices.

We know that greed and national pride have ruined the medium wavebands, but we had "whistles" in the early 'thirties I believe, and if one takes the trouble to put up a useful aerial and earth and knocks up a simple reacting l-v-l with decent inductors, one will be amazed how much can be obtained than can be heard on the standard superhet.

Had wireless progressed since 1939, we should by now have had a standard receiver which, taking into account modern production technique, should retail for about thirty pounds (plus tax) and contain the following features: r.f.; mixer; oscillator; two i.f.s; det.; a.f.; push-pull output; rectifier. A dozen wavebands (nine band-spread); 10-inch speaker; push buttons; a.f.c.; continuously variable selectivity; a real dial that means something; bass and treble controls; r.f. gain control as well as the usual controls; full range of sockets for pickup; extended speaker; aerial and earth and some form of aerial tuning.

The box would be no bigger than most television sets. Also remember how the manufacturers cried down the r.f. stage on the grounds of putting an extra pound on the price? I don't remember hearing much screaming when the f.m./a.m. set hit the market. We might just as well put the clock back to P. P. Eckersley and his wired wireless; we shall soon reach it if present-day retrogressive progress is a pointer. He must have been able to see into the future!

I recently handled a "communication" receiver which was made by a well-known firm. This set, in my opinion, is not as good as some of those pre-war "domestic" receivers mentioned above. From a circuit point of view there was less in it.

Pershore, Worcs.

JOHN A. MUNNING.



**TV Afloat.**—In addition to being able to receive broadcast television programmes regardless of the standards employed (405, 525, or 625 lines), the Marconi installation in the liner Canberra provides for closed-circuit TV for interviews and the relaying of ship's concerts, etc. Initially the vessel, which is on her maiden voyage, is equipped with forty receivers but provision is made for up to 350.

# Transistor Measurements

1.—PRACTICE AND THEORY

By C. BAYLEY

**M**AKING transistor measurements is quite different from measuring the characteristics of any other sort of electronic component. The method of measurement is, in principle, very simple and as we will see, almost elementary measuring arrangements are involved; but the real difficulty arises in defining parameters themselves and in "translating" their implications in circuitry.

In recent years a tremendous amount of theoretical literature on transistors has appeared. Unfortunately there is much less information available on the practical side of this business—speaking more precisely—how to link transistor-characteristic data with the requirements of electronic circuits. This could be result of the fact that there are many interpretations of transistor parameters. There are "four pole" parameters,  $r$  parameters, hybrid parameters—and most of these can be expressed differently, depending on the transistor circuit configuration.

In view of this state of affairs it is no wonder that there is confusion among engineers, let alone the unfortunate beginner.

The writer considers that one of the best ways to understand the fundamentals of transistor parameters is to gain practical knowledge of transistor behaviour in circuits in the first instance. Then the meaning of transistor parameters emerges and, in later stages, theoretical deduction is easier to follow as the user should then be able to attach a real, physical meaning to parameters.

In this article the writer hopes that, apart from outlining the basis of transistor measurements, he has made a link between the physical behaviour of the transistor in a circuit and the transistor's theoretical parameters. Although junction transistors are considered, many of the measuring methods are also applicable to point-contact devices.

## Transistor as Two Diodes

The transistor, as it replaces in function a thermionic valve, is often compared in its behaviour with the latter. However this can be misleading and a much more logical comparison would be with two diodes (see Fig. 1). From semiconductor construction, the transistor can in fact be considered as two diodes connected in series, back-to-back.

Biasing arrangements become quite clear from such a representation as the input "diode"—which is in fact the emitter circuit—has to conduct and therefore is forward-biased. The collector circuit is biased in the reverse direction and the presence of collector current results from emitter-current multiplication in the junction.

To complete our short analogy, it must be emphasized that the paramount feature of the transistor is that collector current caused by the presence of emitter current is only slightly smaller than the

emitter current itself (in point-contact devices it is larger), in spite of the much higher resistance of collector as a "diode": hence the amplifying property of the transistor junction.

## Basic "T" Parameters

It is quite important to realise that, whatever transistor configuration is being used in an electronic circuit, there are only five basic parameters which can characterize the device. Fig. 2(a) shows the well-known T representation of transistor, where resistances  $r_e$ ,  $r_b$  and  $r_c$  represent emitter, base and collector resistances respectively. The fourth parameter is the current gain,  $\alpha$  which, generally speaking, is the ratio of the alternating currents in the collector and emitter arms, assuming that the external load of the collector circuit is several times lower than  $r_c$  ( $r_c$  is usually high—hundreds of  $k\Omega$ ). It is significant that first three parameters could be expressed without mentioning any particular loading conditions.  $\alpha$ , however, as defined as a

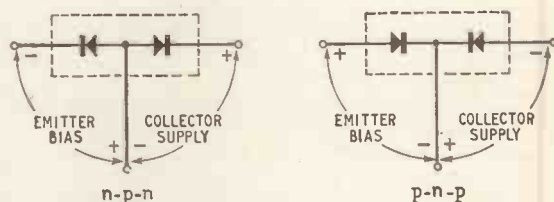


Fig. 1. Twin-diode analogy for (a) n-p-n and (b) p-n-p transistors.

function of currents, cannot be considered without closing both collector and emitter circuits.

As the values of  $r_e$  and  $r_c$  are very simply related to the input and output resistances of transistor working as an amplifying device, initial biasing conditions for emitter and collector circuits cannot be disregarded.  $r_b$  could be defined as the common part of both input and output circuits and thus have smaller significance when the transistor is employed as a l.f. amplifier. So we can see that four parameters, as outlined above, are sufficient to define the characteristics of a transistor, assuming that the frequency is sufficiently low to avoid any departure from d.c. conditions. With a rise of frequency, internal capacitances have shunting effect across  $r_e$  and  $r_c$ ; consequently the value of  $\alpha$  is affected.

Therefore the so-called  $\alpha$ -cut-off frequency  $f_{c\alpha}$  is usually quoted in transistor data and this would be fifth important parameter. The exact definition of  $f_{c\alpha}$  is the frequency at which  $\alpha$  is lower by 3dB than its value measured at a low frequency, say, 1kc/s.

To remind our reader of the order of typical

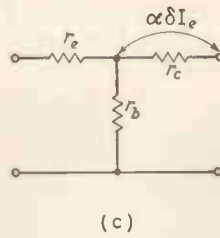
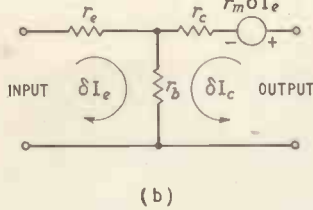
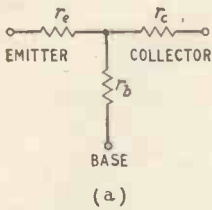


Fig. 2. (a) General "T" network representation of transistor and (b) its form in earthed-base mode where amplified power in the collector circuit is represented by constant-voltage generator  $r_m \delta I_e$  or (c) where collector signal is  $\alpha \delta I_e$  flowing in  $r_c$ .

values of internal resistances, an average  $r_e$  would be a few hundred ohms,  $r_b$  a few tens of ohms and  $r_c$  a few hundred kilohms.  $\alpha$  usually ranges between 0.9 and 0.98. In talking about essential transistor parameters, we must mention another useful parameter,  $\alpha'$  or  $\beta$  which is the current amplification when the transistor is connected in the common emitter (c.e.) configuration shown in Fig. 3.

In such a configuration, small changes of base current cause much larger variations of collector current and average values for  $\beta$  are from 10 up to 60.

### "Four-Pole" Parameters

Fig. 2(c) represents a transistor as an amplifying network. In this case input and output terminals are chosen and the presence of amplified alternating power (caused by emitter a.c.) in the collector circuit is expressed by  $\alpha \delta I_e$  flowing through  $r_c$ .

Fig. 2(b) gives another interpretation of the amplified power in the collector circuit expressed this time by a constant-voltage generator  $r_m \delta I_e$  connected in series with  $r_c$ . As we will see in a later section, the value of  $r_m$  is helpful in measurements; for the time being it is sufficient to imagine  $r_m$  as an internal resistance.

The so-called "four-pole" parameters are values of resistances which can be measured related to the transistor T-network. It must be realized, that direct measurement of  $r_e$ ,  $r_b$ ,  $r_c$  is physically impossible because the position of the junction between them is not clear and in any case is not accessible from the outside.

Four-pole representation of the transistor (Fig. 4) is useful as a basis for all transistor measurements. With fixed loads on the input and output of such a network, values of  $I_1$ ,  $I_2$ ,  $v_1$ ,  $v_2$  can be measured by external means. To analyse the relation between these quantities (expressed by d.c. values), it is necessary to fix the value of at least one of them, then the other three would be related by two func-

tions. For instance, having decided that the transistor will be used in the common-base configuration and changing the notations appropriately (e for 1 and c for 2) we may fix the value for  $v_c$  as constant and make  $v_e$  a function of  $I_e$  and  $I_c$  as follows:

$$v_e = f_1(I_e, I_c) \quad \dots \quad (1)$$

By making the value for  $v_e$  constant,  $v_c$  could be expressed as another function of  $I_e$  and  $I_c$ :-

$$v_c = f_2(I_e, I_c) \quad \dots \quad (2)$$

Each of these functions has two independent variables  $I_e$  and  $I_c$ . By fixing in turn  $I_e$  and  $I_c$  it is possible to derive four functions each with one independent variable, namely:

$$v_e = f_1(I_e) \quad \dots \quad \text{with } v_c \text{ and } I_c \text{ constant} \quad \dots \quad (3)$$

$$v_e = f_2(I_c) \quad \dots \quad \text{with } v_c \text{ and } I_e \text{ constant} \quad \dots \quad (4)$$

$$v_c = f_3(I_e) \quad \dots \quad \text{with } v_e \text{ and } I_c \text{ constant} \quad \dots \quad (5)$$

$$v_c = f_4(I_c) \quad \dots \quad \text{with } v_e \text{ and } I_e \text{ constant} \quad \dots \quad (6)$$

These four equations (3 to 6 inclusive) express four sets of static transistor characteristics.

As we are chiefly interested in establishing relations between  $r_b$ ,  $r_c$ ,  $r_e$  and measurable values  $v_e$ ,  $v_c$ ,  $I_e$ ,  $I_c$  or their increments  $\delta v_e$ ,  $\delta v_c$ ,  $\delta I_e$ ,  $\delta I_c$  it is not worth analyzing any more similar characteristics.

The two previous expressions (Eqns. 1 and 2) for  $v_e$  and  $v_c$  could be rewritten as:

$$v_e = r_1(I_e, I_c) \quad \dots \quad (7)$$

$$v_c = r_2(I_e, I_c) \quad \dots \quad (8)$$

where voltages  $v_e$  and  $v_c$  could be expressed as function of various products of resistances and currents. Assuming that we are operating in small increments of  $v_e$ ,  $v_c$ ,  $I_e$ ,  $I_c$ ,  $\delta v_e$  and  $\delta v_c$  can be expressed by a Taylor series:

$$\delta v_e = \frac{\partial v_e}{\partial I_e} \delta I_e + \frac{\partial v_e}{\partial I_c} \delta I_c + \dots$$

$$\delta v_c = \frac{\partial v_c}{\partial I_e} \delta I_e + \frac{\partial v_c}{\partial I_c} \delta I_c + \dots$$

where terms of higher order can be neglected. As we have just said,  $\delta v/\delta I$  will be expressed as particular resistances which are:

$$r_{11} = \frac{\partial v_e}{\partial I_e} \quad \dots \quad \text{with } I_c \text{ constant} \quad \dots \quad (9)$$

$$r_{12} = \frac{\partial v_e}{\partial I_c} \quad \dots \quad \text{with } I_e \text{ constant} \quad \dots \quad (10)$$

$$r_{21} = \frac{\partial v_c}{\partial I_e} \quad \dots \quad \text{with } I_c \text{ constant} \quad \dots \quad (11)$$

$$r_{22} = \frac{\partial v_c}{\partial I_c} \quad \dots \quad \text{with } I_e \text{ constant} \quad \dots \quad (12)$$

$r_{11}$  and  $r_{22}$  correspond with input and output resistances of the transistor; the coefficient  $r_{12}$  (from the definition above) represents the change of collector current that would change the emitter voltage whilst keeping current of the latter constant. As amplification is basically forward, that is, from the emitter to the collector, such an effect is in the opposite

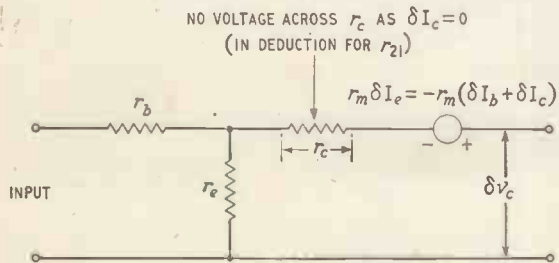


Fig. 3. Common (earthed) emitter connection of transistor represented by T-network parameters. Generator  $r_m \delta I_e$  becomes  $-r_m(\delta I_b + \delta I_c)$ , the change in sign representing the waveform inversion.



Irrespective of configuration, the e.m.f. in collector circuit is equal to  $r_m \delta I_c$ .

Comparison of the expressions for  $r_{22}$  in the common-base set up with that for common-emitter mode (that is, Eqn. 12).

$$r_{22} = \frac{\delta v_c}{\delta I_c} \text{ where } \delta I_b = 0 \dots \dots \dots (21)$$

shows that the former has the condition of  $I_c$  constant (increment  $\delta I_c = 0$ ) instead of the condition for common-emitter, which is  $\delta I_b = 0$ .

Therefore the term  $r_m \delta I_c$  cannot be disregarded when measuring the impedance  $r_{22}$ . Consider

$$r_m \delta I_c = -r_m (\delta I_c + \delta I_b) \\ = -r_m \delta I_c - r_m \delta I_b$$

(compare with the deduction for  $r_{21}$  in the common base configuration, Eqn. 11),  $-r_m \delta I_b$  would disappear leaving only  $r_c - r_m$  in the collector circuit.

Therefore the total output resistance in the common-emitter configuration will be:

$$r_{22} = r_c + r_o - r_m \dots \dots \dots (22)$$

Making a similar deduction to that for  $r_{12}$  in the common-base case:

$$r_{12} = r_o \dots \dots \dots (23)$$

Finally, the forward resistance  $r_{21}$  can be deduced

the same way as in the common-base state by replacing the e.m.f.  $r_m \delta I_c$  by  $r_m (\delta I_b + \delta I_c)$ . Then the Kirchhoff equation will be:

$$\text{e.m.f.} = -r_m (\delta I_b + \delta I_c) = \delta v_o + (-\delta I_b r_o) + r_o \delta I_c$$

$$\text{As } \delta I_c = 0$$

$$-r_m \delta I_b = \delta v_o - \delta I_b r_o$$

$$\frac{\delta v_o}{\delta I_b} = r_{21} = r_o - r_m \dots \dots \dots (24)$$

(See Fig. 3).

From the above four relationships for the common-emitter case, the transistor parameters can be calculated as:

$$r_b = r_{11} - r_{12} \dots \dots \dots (25)$$

$$r_e = r_{12} \dots \dots \dots (26)$$

$$r_c = r_{22} - r_{21} \dots \dots \dots (27)$$

$$r_m = r_{21} - r_{12} \dots \dots \dots (28)$$

Next month we shall start by considering conductance and hybrid-parameter terms with their relation to basic parameters and deal with some of the ways in which measurements can be made.

(To be concluded).

## Communications Satellites


AN INTERNATIONAL symposium on communications satellites was held in London on May 12th by the British Interplanetary Society. It is to the credit of the Society that it, rather than other organizations more usually associated with telecommunications, should be the first to present here, in London, such a variety of authors from both sides of the Atlantic, on this most important of subjects. It has of course the example of its past chairman A. C. Clarke, whose article on "Extra Terrestrial Relays" appeared in *Wireless World* 16 years ago and whose suggestion of 24-hour or synchronous communications satellites was so much a point of discussion at this symposium. Inevitably one thought back to the time when scatter propagation was novel and when at meetings and symposia, speakers from this country had, in presenting their papers, little or no practical experience to draw on. The same handicap applied at this meeting. Whereas speakers from the United States could refer to the results of experiments with projects Echo and Courier, those from the U.K. could only talk in hope, for whether this country or the Commonwealth ever produces the rocket capability to initiate a system of its own has yet to be decided. Enthusiasm, however, was the keynote and it was interesting that the only hint of caution came from J. R. Pierce, of Bell Telephone Laboratories, the speaker with perhaps the most practical experience.

The papers were catholic in content. The first from G. K. C. Pardoe, of the de Havilland Aircraft Company, considered what might be called the logistics of putting a communications satellite in orbit whereas the second, by E. K. Sandeman, of English Electric Aviation, dealt more with the radio aspect, channel arrangements, modulation systems and power requirements. With all speakers in favour of active rather than passive satellites interest tended to centre on whether a communications system should be the low-level type calling for 30 or more satellites for global communication or of the 24-hour "stationary" type where only three would be required. The latter has obvious problems in altitude and attitude stabilization but there is also the question of the tolerability of the unavoidable time delay. A demonstration telephone circuit, incorporating the delay (0.28 secs) enabled participants to judge the effect for themselves, many appeared agreeably surprised.

Speakers favouring the synchronous system included R. P. Havilland of the General Electric Company of America, E. K. Sandeman and H. R. L. Lamont who read a paper by E. A. Laport of the R.C.A. J. R. Pierce on the other hand preferred to make the first step the low-level system. W. F. Hilton, of Hawker Siddeley Aviation, emphasized the aspect of Commonwealth communications and concluded that a minimum of eight active satellites in six-hour elliptical orbits would suffice and that if the go ahead were given now such a system could be in service before the completion of the Commonwealth telephone cable in 1967. He thought the latter might then be uneconomic but J. R. Pierce was of the opinion that the two forms of communication would be complementary.

Further papers were presented by G. E. Mueller, of Space Technology Laboratories Inc., and by Lt. Col. J. T. Newman, of the U.S. Army, who read a paper on the Courier satellite by G. F. Senn and P. W. Siglin, of the U.S. Army Signal Research and Development Lab. A lively discussion followed both the morning and afternoon sessions.

## Multi-gang Potentiometer



This 14-gang potentiometer with no fewer than 294 tapping points, was made for computer use; each of the fourteen sections has 21 tapping points, each welded to a selected turn on the winding. The operating torque necessary is only 2oz-in. (General Controls Ltd., Bowlers Croft, Honywood Road, Basildon, Essex).

# The H.F. Band: Is a New Look Required?

POSSIBLE TECHNIQUES FOR FURTHER REDUCING INTERFERENCE

By R. J. HITCHCOCK,\* M.A., A.M.I.E.E. and P. A. C. MORRIS,\* B.Sc., A.M.I.E.E.

IN 1948, as a result of the radio conference held in Atlantic City the previous year, there was set up in Geneva two bodies—the International Frequency Registration Board (I.F.R.B.) as a permanent technical executive and the Provisional Frequency Board (P.F.B.) whose particular task it was to plan, on a logical basis, actual frequency assignments for all the fixed and mobile services in the h.f. band between 4 and 27.5 Mc/s. Although the P.F.B. worked conscientiously for two years, so far as the fixed services were concerned the attempt failed because, even when the most severe theoretical sharing conditions were applied, the requirements greatly exceeded the available spectrum space.

Since those days, however, the situation has worsened, for the decisions of the Atlantic City Conference to reduce the bandwidth allocated to the fixed services in this part of the spectrum by 678 kc/s (5% of the whole) have been implemented, and the frequency requirements, as indicated by the International Frequency List, have roughly doubled. The difficulties in obtaining frequency allocations for new or extended services and the possibility of such allocations adding to the general level of interference are well illustrated by the typical spectrum scan in

Fig. 1. This shows the "frequency occupancy" at a particular receiving station for that portion of the fixed service band between 7.3 and 8 Mc/s.

As an example of the interference problems in the fixed service bands an analysis of four important transmitting stations, all well separated geographically, showed that out of a total of 142 allocations, 18, or 13%, were unusable or seriously affected by persistent interference and a further 69, or 49%, were of reduced value because of occasional interference. This analysis was made before the onset of the approaching sunspot minimum when a reduction in the reflecting properties of the ionosphere at higher frequencies will still further increase the congestion in the lower part of the h.f. band. Thus, while a decade ago it was agreed that the h.f. band was congested and in need of treatment, it is now generally agreed that today it is saturated and the necessity for such treatment has become a matter of urgency.

At the Administrative Radio Conference of the I.T.U. held in Geneva in 1959 a resolution was adopted which all users of the h.f. portion of the

\* Cable & Wireless Ltd.

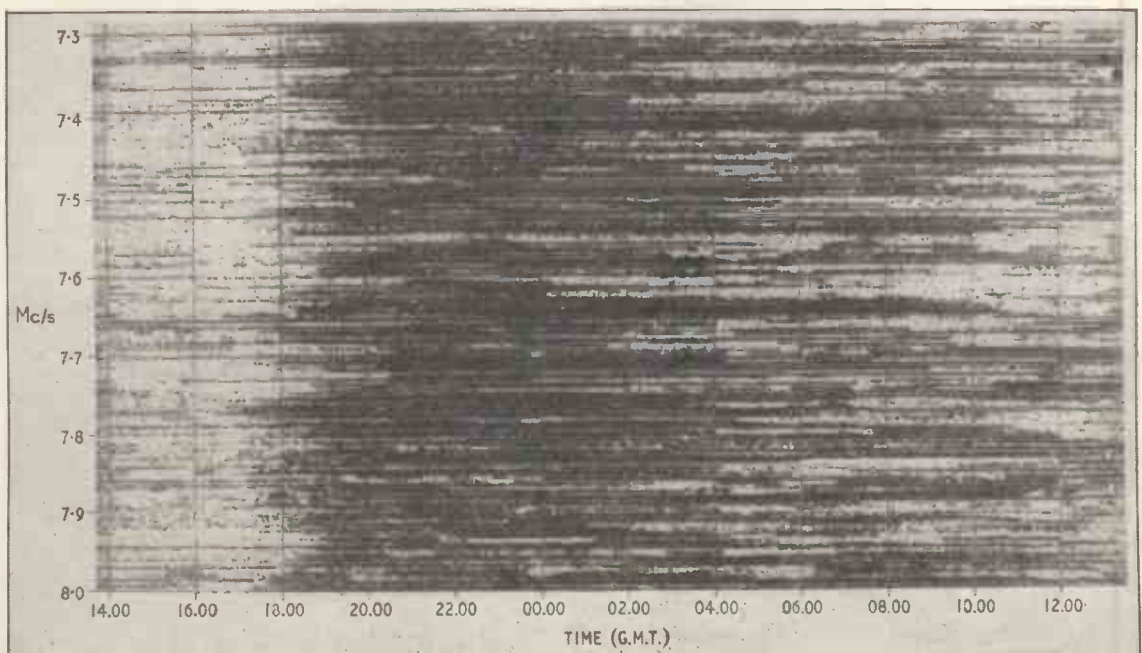


Fig. 1. Occupancy of a section of the h.f. band as recorded at a receiving station over a period of 24 hours.

radio spectrum must have welcomed. It read in part: "The Conference, considering the trend towards congestion and saturation in the bands between 4 and 27.5 Mc/s; realising that if this trend continues this portion of the radio frequency spectrum will become progressively less useful to administrations for purposes for which it is indispensable; . . . resolves that a Panel of Experts should be convened for the purpose of devising ways and means of relieving the pressure on the bands between 4 and 27.5 Mc/s." Thus the Conference voiced the deep concern of many radio engineers at the rapid increase in usage of this section of the spectrum, particularly at a time when decreasing sunspot activity is reducing the overall available bandwidth.

Although the panel of experts\* is not due to meet until the autumn of this year preliminary investigations into frequency usage and habits are being made by the I.F.R.B. These preliminary investigations suggest that the panel may well be inclined to follow traditional and somewhat obvious lines in their approach to the problems confronting them. It would be a great pity if the opportunities that this study affords were to be wasted by adhering too closely to the conventional and to the expected. For example there are strong indications that administrations and operating organizations will be exhorted to follow certain lines, most if not all of which are no more than good engineering practice and good common sense and which in nearly every case are already being followed.

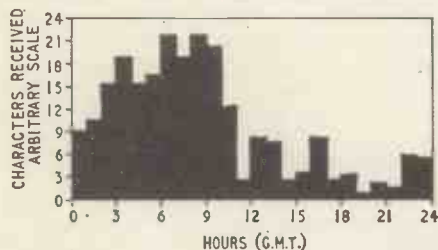


Fig. 2. Traffic utilization of a Singapore-Aden-London circuit.

It does not take an expert to realize that the most obvious way of reducing congestion is to thin out the requirements and, if the capital resources are available, to replace h.f. systems by other services using either a less crowded part of the radio spectrum or a different communications technique. An approach such as this must be in the mind of almost every user of the h.f. band and there can be few forward looking administrations or organizations who are not constantly increasing their v.h.f. systems at the expense of their h.f. systems, converting their radio-telephony circuits from d.s.b. to s.s.b. and in the broadcasting field changing their national short-range h.f. services to v.h.f. Thus any policy based on these and similar lines of thought is doing little more than running alongside the normal movement of events.

All communications engineers appreciate that one day, repeated cables, satellite systems and waveguides will carry vast quantities of the world's communications traffic but experience suggests that h.f.

services will be required for many years to come and it is difficult at this moment to see any immediate relief occurring in these bands unless more fundamental ideas are introduced.

## Understanding the H.F. Medium

Since the ionosphere is dependent upon solar radiation its properties follow a strong diurnal cycle and so it is not by any means an ideal medium for 24-hour communications.

When a radio path is entirely in daylight or entirely in darkness it is possible with a suitable choice of radiated frequency to operate a long-distance circuit with modest transmitted power. However at the transition between day and night, and particularly when one terminal is in daylight and the other not, the available range of frequencies that can be propagated over the route becomes very narrow. Ideally at this time the radiated frequency should be continuously changing because the ionospheric parameters are rapidly varying. In practice circuits are operated during transition times with far too few frequency changes: this is for two main reasons:—

(i) The difficulty in co-ordinating the change at both ends of the circuit and

(ii) Insufficient knowledge of the optimum frequency to use at any instant.

The second of these reasons will be discussed later.

Now the diurnal peak of demand for telephone and telegraph facilities is centred upon local business hours: this is very fortunate because it fits in with daylight hours during which ionization is strongest. So, for communication between places with the same local time, i.e. north-south routes, the ionosphere as a medium is well suited to carry high-capacity traffic during business hours and, perhaps, a low capacity service during the remainder of the 24 hours.

However, as far as the United Kingdom is concerned this only facilitates communication with West Africa and the Arctic Ocean: the vast majority of trunk circuits connect places with a local time difference exceeding two hours. The result, for these circuits is, first that the transition between steady day- and night-time conditions is lengthened and, secondly, that the heavy traffic demands extends into these transition periods. Fig. 2 shows the utilization of the Aden relay of a Singapore-London channel on a typical day: the peak corresponds to midday in Singapore but to the pre-dawn ionization dip at London.

This is an unfortunate fact which must be taken into account by traffic planners. There is no easy solution but it is worth mentioning that one approach is to send the traffic the other way around the world at this time; another which can apply to certain types of traffic is to store messages until each terminal is in daylight—and, incidentally, until the customers at both ends are awake.

The former solution is one that only a unified world-wide communications system can organize: from this point of view and also with regard to the usage of frequencies the fragmentation of international systems as new nations emerge is unfortunate.

In order to operate circuits under these transition conditions it has become necessary to provide ever higher transmitter powers. This, of course, is waste-

\* The U.K. representative will be C. W. Sowton of the G.P.O.—Ed.



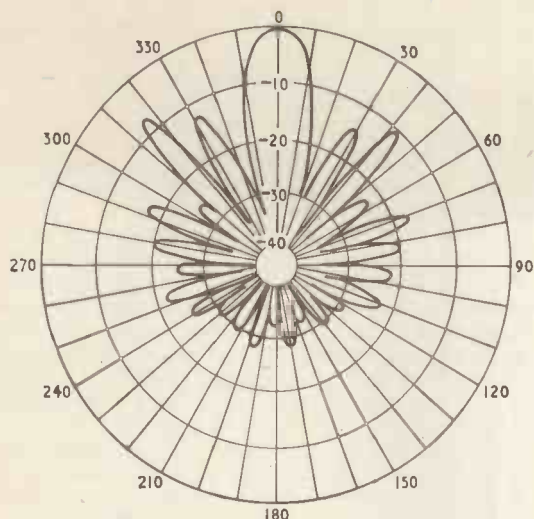


Fig. 3. Measured directivity characteristics of rhombic aerial. (From P.O.E.E.J., July 1958)

ful in itself since the required field strength at the receiver alters little and the extra energy may escape through the ionosphere or merely illuminate unwanted areas. But, much more important, the range at which other stations suffer harmful interference is thereby greater than it need be.

With the rhombic aerials commonly in use there are many side lobes which are no more than 15 to 25 dB below the main lobe (see Fig. 3). Consequently if the field strength at the receiver towards which the transmission is aimed is, say, 20-30 dB higher than necessary then the side lobes must be strong enough to cause interference at a similar range in almost any direction.

To some extent this emphasizes a basic handicap of operating at frequencies in the h.f. band. Since the wavelength is relatively so large it is impossible to produce really narrow beamwidths; although if it were it might well add to the difficulty of frequency selection.

### The Power Requirement

It is a common practice for receiving station watch-keepers to insert substantial attenuation into their receiver aerial circuits during certain hours of the day. Every 6 dB of attenuation implies a 6 dB surplus of transmitter power at that time and this in turn implies that the radius exposed to interference is up to twice as great as it need be.

The planning engineer can get a very good idea of the effective radiated power required for a given circuit provided he confines his attention to the steady day or night conditions.

For an example the power required under these steady conditions for a simple telegraph channel between Nairobi and London is shown by the full line in Fig. 4. The very low power will be noted. Now if it were possible to calculate the transmission loss at the transition times the diurnal distribution of required power would appear something like the dotted line and the maximum power then has some relation to the actual powers used. In general one

might suggest, therefore, that the full e.r.p. of a transmission is needed only for about one-third of the 24 hours.

So the excess power problem is very serious and it is proposed that consideration should be given to several lines of approach.

### Suggested Approaches

The first is concerned with more thorough engineering control of circuit operation hours, so that whenever possible commitments are not undertaken for unfavourable times of day.

It is now common practice on teleprinter circuits to use automatic error correction (ARQ). This operates in the following way: when a received error is detected a request for repetition is automatically transmitted over the circuit to the sending end so that if one path has faded out the other path continuously repeats a group of characters until contact is restored. This is known as "cycling." Thus, on a system of this type it is necessary for the whole circuit—both the "go" and "return" directions—to be operating in order to pass traffic either way. So when conditions are only good enough for a marginal link in one direction it would not be able to clear any traffic when error-correction is in use. In practice there are times when circuits are nominally open but when the chances of both directions being open simultaneously are rather remote. Under these conditions it is often true that no increase in e.r.p., however great, can possibly maintain contact. *Everyone would gain and no one would lose if this was appreciated and the circuit was closed.*

The second approach to the problem would be to develop a system of automatic transmitter power control. The ARQ system, already mentioned, automatically controls the rate at which error-free characters are received: extending this principle one can visualize a "surplus signal/noise ratio detector" at the receiver sending impulses back over the circuit to control the transmitter power.

There might be, say, six power levels, spaced at 3-dB steps. Such a system has been worked out for application to tropospheric scatter circuits.<sup>1</sup>

Automatic control must surely have a beneficial

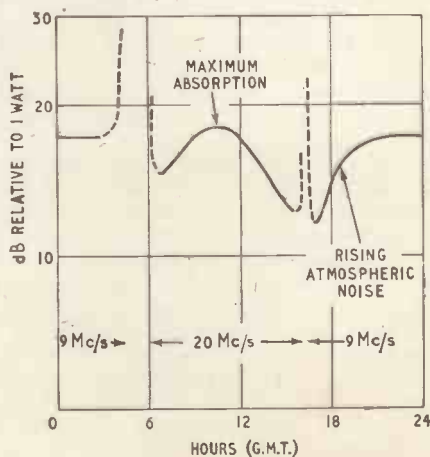


Fig. 4 Power required for 50-band telegraph channel between Nairobi and London during sunspot minimum period.

effect on the general level of interference if adopted widely; although it must cause some slight increase in "cycling" of ARQ systems under such circumstances as sudden bursts of atmospheric noise or "crashes." The development of world-wide telex would have been impossible without the benefit of ARQ, and we are approaching the time when, for further expansion, the inherent advantage of *feeding back control information* will have to be exploited to the full by operating on more rational margins.

The next approach to the conservation of spectrum space is to hasten the application of various ionospheric sounding techniques in order to reduce the proportion of total transmitting time during which incorrect frequency usage prevents the lowest-loss propagation mode being used. Such techniques will also discourage some operators from using several simultaneous transmissions to ensure reception.

At present, receiving station watch-keepers have only "long-range" monthly median predictions and their own experience to guide their hour-to-hour selection of frequencies. But by transmitting pulses at oblique incidence—i.e., directed in the same manner as the normal transmission—it is possible to examine the path and to measure the optimum frequency. The pulses may either be received by ground back-scatter at the transmitting end of the path or in the normal way at the receiving end.

The former method has the disadvantages of needing skilled interpretation of the echoes and also the difficulty of telling what strength of echo corresponds to a useful signal at the receiver but the sounding can be initiated and used by the watch-keeper without the need for the co-operation of any distant operator.

### The Sweep-Frequency Technique

The alternative method in which the receiving watch-keeper observes a pulse transmission from the distant terminal may be superior, particularly if the sweep-frequency technique is used. In this system a transmitter and receiver, though separated by thousands of miles may be tuned rapidly from one frequency to another, and with accurate synchronization the time interval on each "spot" frequency may be a fraction of a second. The transmitters and receivers are rapidly step tuned with increments of the order of 100 kc/s to several hundred frequencies throughout the h.f. band and synchronization is achieved by reference to crystal clocks.

A sweep might be provided at, say, half-hour intervals during transition periods: those frequencies which are suitable for the instantaneous path conditions would be clearly indicated.

The sweep-frequency technique has been in use by research establishments for some years, e.g., by Kift of Radio Research Station, D.S.I.R.<sup>1</sup>, on the path between Ascension Island and Slough. Suitable equipment is now available for the sweep-frequency technique: the pulse length used by one manufacturer is 10 $\mu$ sec and the p.r.f. 10 per second.

The harmful effect of sweep-frequency pulse transmissions upon other services appears to be a subject worthy of careful study. Even if it were in general use one would not expect to find objectionable interference to speech or music reception and

the effect of such a short pulse length upon high-speed telegraphy, particularly with automatic error correction, may be tolerable. It is suggested that any harmful effects would be more than offset by the possible saving in redundant transmissions.

### What is a Radio Frequency?

Finally, following the philosophy of Costas<sup>3</sup>, the question arises, have we gone awry by our concept of a radio frequency? Emphasis has always been directed towards reducing the tolerances of mutual interference. However, instead of relying on accurate frequency division to discriminate against unwanted signals it is equally possible and it may well be more economical to use the dimension of time. No radio circuit is carrying information at every moment and all could tolerate a "controlled" amount of interference particularly when error correcting techniques are in use. By rigidly fixing tens of thousands of transmissions on individual and discrete frequencies we achieve neither an equitable distribution of interference nor any assurance as to how much any particular transmission will be interfered with, either in terms of time or severity. It would seem preferable, therefore, to accept a "controlled," randomly distributed amount of interference rather than an intolerable continuous interference to certain unfortunate operators.

A communications system can thus be visualized based on the sweep-frequency technique mentioned earlier. The step-tuning might be continuous such as that operated in France on a u.h.f. tropospheric scatter system<sup>4</sup> in which the transmitter and receiver are rapidly tuned across a band 500Mc/s wide ten times per second in synchronism with a long-wave-broadcast transmission. Whether an h.f. system should have step transmissions or continual sweeps need not be discussed here, but whichever were used it is envisaged that the frequency coverage would range across the usable band as dictated by propagation considerations. The frequency range could be obtained from either circuit predictions or more likely from trial sweeps at certain specified intervals of time. The final concept is one in which all-important transmissions in the h.f. bands will be ceaselessly sweeping across their individual optimum propagation spectra thereby ensuring that interference is equitably distributed amongst all users and that the maximum continuity of service is achieved.

Whilst in recent years vast improvements have been made in the performance of h.f. radio equipment, too little effort has been devoted to ways and means of conserving spectrum space. The need for international co-operation, however difficult to achieve, is inherently imperative and it is to be hoped that the I.T.U. Panel of Experts will be able to lead the way towards stabilizing the dissipation of one of the world's resources.

### REFERENCES

- <sup>1</sup> Axelay and Osborn, *I.R.E. Trans. on Communication Systems*, March 1960.
- <sup>2</sup> *Wireless World*, May 1959, p. 234.
- <sup>3</sup> Costas, *Proc. I.R.E.*, December 1959.
- <sup>4</sup> Landauer, *I.R.E. Trans. on Antennas & Propagation*, July 1960.

# CAR RADIO

By H. HOLT

## —Yesterday, Today and Tomorrow

**C**AR radio designers are agreed in regarding 1961 as a year of great changes; it is, perhaps, not surprising that though they are reasonably in accord as to the main trend, they are at variance on detail developments. It is, of course, commercially important to be first in the field with new developments and techniques if that can be managed, but it is even more important to submit the right answer to the problem at first go, rather than be compelled to make major changes during a production run, which can be costly both in expenditure and in reputation.

### Valves and Transistors

The background against which this intriguing scene is set is simple enough. After years of all-valve radio, for which the nominal 6 or 12 volts of the car's electrical system had to be turned by vibrator into a.c., stepped up in voltage and then rectified to d.c. again, came what is universally referred to as the hybrid set. This combines the advantages of valves which are capable of giving adequate radio-frequency performance on the nominal 12 volts of a car's battery, with the power transistor which handles only the audio-frequencies of the output stage, and is amply satisfied with that comparatively low voltage. This combination ensured the success of the Pye TCR 1000, first hybrid receiver on the market, introduced at the Earls Court Motor Show of autumn 1957, quickly to be followed by similar products of other manufacturers.

These, dispensing with the noisy and rather vulnerable h.t. vibrator, also brought the drain on the battery down to around 1.3 amps—less than half of what had been required by comparable all-valve sets. That is an important consideration in cars in which steadily and substantially increasing demands on the battery and generator have coincided with progressive decreases in the capacity of the battery installed. It is true that greater sophistication of the generator control system helps to improve input to the battery, but only so long as the engine is turning the generator fast enough to give the necessary output. Traffic density nowadays, however, can be such that, in town, the periods during which the battery is receiving a charge may be inadequate to balance the deficit which accumulates during the remainder of a journey. In cold, foggy weather the trouble is accentuated.

In addition to receivers with the single 2- or 3-watt transistor power stage, there are on the market output units offered as alternative equipment with a transistor driving two power transistors in push-pull, to give as much as 8 watts output to two or even more loudspeakers, yet requiring a surprisingly low current compared with the 5 or 6 amps of a comparable all-valve set.

Next stage, then, is the logical one—to use transistors, now available at an economic price, in the

radio-frequency stages as a complete replacement for valves. In recent months all the major manufacturers have been testing prototype all-transistor receivers which are intended to give fully satisfactory performance both when operating in a moving car and when used as a personal portable at home or in an hotel, energized in the portable role by internal batteries. It is in this direction that in addition to meeting the rapidly developing demand for car radio, they hope to tap a potentially great new market.

Here is to be found one of the major divergences of opinion. One avenue of approach is to start with a good portable, and then modify it until it will give adequate service as a car radio; another is to design the car radio, and then arrange convenient detachment of as much of this receiver as will give satisfaction as a portable. Since the car radio application involves much more difficult conditions than are experienced in normal domestic use, it would seem logical to meet this requirement first, ensuring adequate quality, range, selectivity and freedom from fade and interference, at the same time satisfying amply the less demanding specification. However, both avenues of development are being thoroughly explored, and it may be that major success will go to the one which is first in the field with a satisfactory receiver, regardless of the technicalities. After all, few of the listening public are concerned about how the results are achieved, so long as the end product gives them what they are asking for.

### Limitations of Portables

In the past two years there has been great increase in the use of domestic portables in cars. Some users have declared themselves to be quite satisfied; others, their appetite whetted but not satisfied, have then gone out and bought a conventional car radio receiver.

It is not surprising that the very good quality and performance of the transistor superhet portable at home has led many to expect equally good reception in a moving car, but usually with disappointing results unless the listener is prepared to accept lower standards.

One major snag is that the portable relies on a ferrite rod for aerial input, and because this has directional characteristics, signal strength varies considerably as the car's attitude in relation to the transmitter changes. There is serious fading, and automatic gain control to minimize this variation is not nearly so effective as in the conventional car-radio receiver.

A related difficulty is that within the steel shell of a car body the aerial is screened to some extent from the incoming signals unless the set is placed near a large area of glass—on a rear parcel shelf, for ex-

ample, where it has the additional advantage of being as far as possible from the "power station" under the bonnet.

One way of overcoming these troubles is to inject signals from the normal type of exterior car aerial, and many portables now have a socket to accept the plug connector of such an aerial. This does not usually increase signal strength but it helps to keep it at a reasonably steady level.

The limited amount of sound available from a portable gives rise to another snag. In order to provide reasonable life from internal dry batteries, maximum output is kept down to around 0.3 watt, which is adequate for most domestic use, but not within a moving car, especially in traffic. One turns up the volume control to full in an effort to overcome the ambient noise—and the receiver, operating at a level where its distortion is also at maximum, loses much of its quality, while a small loudspeaker may itself be overloaded to the point of distortion. One can arrange, when such a receiver is used in a car, to drive it from the car battery, and also to feed an additional, larger loudspeaker. But so soon as the set uses power from the car's battery, says the G.P.O., it becomes necessary for it to have its own £1 radio licence just like the conventional car radio—and a surprisingly high level of sales resistance is then encountered.

Finally, portables are much more susceptible to ignition interference than is the conventional car radio which, after all, is designed specifically for its very exacting job, and the car electrical system must be fully suppressed if background noise is to be kept low.

Domestic portables as such, then, are not a fully satisfactory answer, except for occasional use by those who are not too finicky about quality of reproduction.

Car radio as we know it today is quite a remarkable achievement, for the car manufacturer normally provides a mere 7in by 2in fascia space for the escutcheon and controls; most radio designers cope with this satisfactorily, and if fore-and-aft space is limited, they arrange the output stage as a separate unit which can be placed remotely from the tuner.

## Loudspeaker Problems

But the loudspeaker is a more difficult proposition; in the present stage of sound reproduction, loudspeakers are like boxers—a good, big 'un will always beat a good, little 'un. Some manufacturers provide a grille in the fascia, behind which a small elliptical speaker can be mounted, but no one plans accommodation for, say, a good 8in circular speaker. It is a happy stroke of fortune that current styling can provide reasonable space and environment for a large loudspeaker, notably in the large rear parcels shelf—yet singularly few manufacturers incorporate a suitable hole in the metal, which has to be trepanned. However, this provision is now taken so much for granted that when a radical styling change—as in the new Ford cars—sweeps away the rear shelf, accommodation of a loudspeaker again becomes as tricky a problem as it is in the cramped cockpit of a sports car.

In these circumstances the fitter is often driven to make use of space between inner lining and outer shell, perhaps beside the passenger's legs, but this usually directs the sound straight at a heavily

carpeted gear box hump, which can affect the reproduction markedly.

In the experimental laboratories all kinds of expedients are being tried to find a more convenient replacement for the permanent magnet loudspeaker, but the ubiquitous elliptical speaker is very firmly entrenched—usually, for convenience, with its longer axis horizontal, though the purist would prefer it vertical. One ingenious idea is to modulate the incoming air stream of the ventilation system which most cars have nowadays, at some point in its ducting, so dispensing with the loudspeaker altogether—an ideal solution if it can be made efficient and not too expensive.

## The Aerial

Much research is going on also into the possibility of dispensing with the conventional whip aerial, which is applied to a car as an afterthought—and from the styling point of view often looks like it! It is vulnerable to the curiosity of people who wonder how far it can be bent over, and it is apt to deteriorate in appearance and performance after a time in its very exposed position. Ferrite rod or block is a strong contender for the succession, but its directional effects are a disadvantage not yet overcome in production, though one hears of successful laboratory experiments. Fancy shapes are probably not the solution, for when they depart from the straight and narrow they impose new difficulties in winding the necessary coils upon them. The target is to devise an arrangement of ferrite material which is at least as efficient as the conventional whip aerial, costs no more, and can be built invisibly into the trim of the car, probably at the manufacturing stage. We have not yet arrived at the point where radio is as usual a fitting in a family car as a heater is at present, but the rapid increase in its use, as evidenced by official returns of car radio licences in force, shows the trend. Probably more than one in ten of cars on British roads today has radio, and the proportion is rising faster than the increase in motor vehicles. Car manufacturers are taking a greater interest in radio—two of our largest themselves market sets for accessory fitting—and the time is not far ahead when the aerial at least will be built in much as demisting ducts are now.

Unless there is a technical breakthrough which permits the current type of loudspeaker to be superseded—and this does not seem likely in the near future—the next stage will be when car designers include adequate provision at the manufacturing stage for a good, big loudspeaker.

British car radio receivers at present are of two basic types. The cheaper, manual tuning models, costing around £20 or so, cover medium and long waves, have a single output transistor mounted in a heat sink on the back of the receiver, giving up to three watts to an elliptical loudspeaker, and fed from a 3- or 4-valve superhet radio-frequency circuit. They vary in detail—some have smoother tuning than others, some pull in more long-range transmissions (and more interference), but there are very few poor ones in such a keenly competitive field, and most reach a very high standard.

Next refinement, coming into the £25 and upwards range, is the provision of press-button tuning,

giving immediate selection of one long-wave and four medium-wave channels in addition to manual tuning; experience is that press buttons usually supply up to 99 per cent of one's listening. With this amenity may go tone control, variable intensity of panel lighting, and so on, and most manufacturers go on to offer choice of normal or high-power amplifying stages (up to 8 watts), and multiple loudspeaker installations with balancing controls.

No English manufacturer at present offers the American and Continental type of "self-seeker" tuning in which, after selecting a sensitivity level for, say, town or country, the receiver itself at the touch of a button tunes in turn all broadcasts reaching the preset level, automatically and accurately. Such a device puts up the price by £40 or more, and since the gamut of British broadcasting for most of us is covered by just three programmes—Light, Home and Third—we do not need such elaboration. Three medium-wave press buttons give us these, the fourth gives us one Continental (usually Luxembourg), and the Light Programme is available on 1500 metres in areas where the medium-wave transmissions are unsatisfactory.

Much greater interest is taken these days in quality, under the stimulus of good sound reproduction heard at home on the B.B.C.'s v.h.f./f.m. broadcasts. Indeed, one manufacturer is now producing a special "hi-fi" amplifier of 6 watts output, with matched high-quality 8in loudspeaker, which gives fidelity of reproduction comparable with that enjoyed in many good domestic installations.

There is no v.h.f.-tuning car receiver at present available from British manufacturers; one was offered some time ago, but was withdrawn. The difficulty is primarily one of suppression. One can spend a great deal to achieve near aircraft standards of screening to ensure satisfactory listening in one's own car, only to have the whole thing ruined by neighbouring cars in the first traffic jam. It may enjoy a resurgence, but that seems unlikely in the face of the quality now available from our conventional a.m. receivers. After all, those who wish to enjoy the highest achievable standards of reproduction are likely to want it in quiet domestic surroundings where they can devote full attention to it, rather than among the distractions and din of our crowded roads.

### Road-speed Volume Control ?

With good press-button tuning, then, one can drive all day with merely an instant's finger pressure to bring about a change of programme when required—except for the volume control. For anyone who must fiddle about with something or other, the volume control gives complete release, but since so many prefer to concentrate their energy on their driving, it seems odd that we have yet to see automatic control of volume as well as r.f. gain. In a small degree there is automatic audio volume control already, due to increased volts on the output stage, up to the point where the dynamo reaches its maximum voltage, but that usually occurs at less than 30 m.p.h. road speed, and the rise in audio output ceases at the point at which it would begin to have real value.

It need not be an elaborate affair, compensating for such onslaughts as a sudden change of gear of a neighbouring, noisy lorry—indeed, the combination

might well be worse than the one nuisance alone. One can think of several ways, however, in which to contrive that volume could be set at a particular level by the hand control on the receiver, and thereafter augmented automatically as the speed of the car, and hence the level of ambient noise, increased. Ready to hand behind the fascia, for instance, is the speedometer drive cable, the speed rotation of which is directly proportional to the speed of the car. It should not be difficult to derive from that a potential to govern gain, and so sound level, subject to the overriding control of the volume knob on the receiver itself. Nor would it be difficult to grade the ratio of sound increase—perhaps from a mere 100 per cent for the lordly Rolls to 1,000 per cent for the Whizbang Sports Special.

At least one manufacturer has on test a prototype embodying this refinement; one hears that its influence goes unnoticed—until it is switched out of action—that it is not expensive, that it has proved effective in a variety of cars, and that it is a simple, plug-in affair with no complications.

A final elaboration—there is on the market already a record player of high quality and great ease of operation, which plays through the car radio and is wellnigh immune to road bumps, hard cornering and similar disturbances. One just pops the record into a slot like posting a letter, and application of the pickup, starting and stopping the motor and final rejection of the record are all done automatically.

Soon we shall see an even simpler device, playing tape recordings through the car radio amplifier and loudspeaker. The tapes, in convenient cassette containers, will be threaded into the reproducing head automatically; less vulnerable than records, they will have a longer life in car use, and will be ideal for the time when suitable broadcast programmes are not available, or do not suit the listener's taste.

## Commercial Literature

**Thermal Relays** made by G-V Controls (U.S.A.) are available from Coventry Controls Ltd. and use the longitudinal expansion of a heated stainless steel rod as the primary actuator. The movement of this rod is magnified by levers to open and close contacts. In one type—series GD—the magnification is 20 times, and neither 50g, 11msec shocks nor 20g vibration from 5 to 3,000c/s affect operation even when the contacts are within 0.001 in of closing. Leaflets from Coventry Controls Ltd., Godiva House, Allesley Old Road, Coventry.

**Polystyrene Capacitors** are well known for their stability under adverse climatic conditions and their good high-frequency performance. Polystyrene-dielectric capacitors made by S.T.C. range between 10pF and 0.5 $\mu$ F at 125V d.c. and up to 0.2 $\mu$ F at 350 and 500V d.c. working. Full details on Technical Data Sheet MC/106 from Standard Telephones and Cables Ltd., Connaught House, 63 Aldwych, London, W.C.2.

**Minilog** is the name given to a panel containing a solid-state logic unit manufactured by Panellit Ltd. These units can be used for the replacement of relays, stepping switches, contactors, etc., in control systems with a gain in reliability and performance. Leaflet from Panellit Ltd., Elstree Way, Borehamwood, Herts.

**Radar Tape Recorder** by Decca performs the same function for radar that is carried out by a video tape recorder for television. Description of apparatus and techniques used from Decca Radar Ltd., Albert Embankment, London, S.E.11.

"Export, Exportation, Exportacion" is the title of a four-language (English, German, French, Spanish) publication which aims to give an idea of the scope and products of the E.M.I. organization to the intending buyer from overseas. E.M.I. Electronics Ltd., Hayes, Middlesex.

# Negative Feedback and Hum

By "CATHODE RAY"

**T**HE title is one I have already used. But as that was 15 years ago and therefore in ancient history so far as many readers are concerned, and scepticism is openly expressed\* about some of the conclusions I repeated recently†, I'd better go into the matter once more.

The chief point at issue is the common belief that negative feedback reduces distortion, noise, hum, etc., by the same factor as it reduces voltage amplification or gain; viz.,  $1/(1-AB)$ , where A is the gain without feedback and B is the fraction of the output voltage fed back. If the feedback is negative, then B must be negative, cancelling the minus sign already there.

Last April we examined the distortion aspect, or at least that principal variety of it caused by non-linearity. Since non-linearity means that A varies over each cycle of signal, the familiar  $1-AB$  formula as commonly used tells us how much the distortion is reduced only when there is no distortion to reduce.

By means of a more complicated analysis we

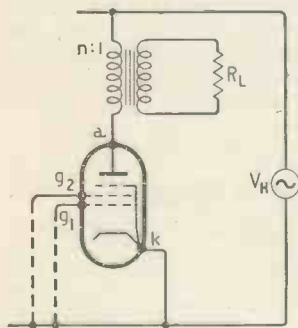


Fig. 1 By omitting everything not directly involved, we can see more clearly how much of the hum voltage  $V_H$  due to imperfect h.t. smoothing reaches the loudspeaker coil (a.c. resistance,  $R_L$ ). The dotted lines indicate that in this case, so far as  $V_H$  is concerned, the grids are held at cathode potential.

found that negative feedback works according to plan so long as the amount of distortion is reasonably small without it, but if the amplifier is driven too hard the result is worse than the same output without feedback. The actual quantity of distortion may be less but its unpleasantness is greater. In short, like a certain little girl, when a negative feedback amplifier is good it is very very good but when it is bad (i.e., overloaded) it is horrid.

Hum is quite differently involved, because it would never—we hope!—come anywhere near overloading the amplifier, and is most noticeable when the signal voltage is least. So we can regard A and B as constants, which means that the reducing factor is a constant and the complications just mentioned do not arise. There is therefore some excuse for supposing that hum is invariably reduced to the extent indicated by that factor.

It is hardly necessary to mention, perhaps, that

although in ordinary speech "hum" means a particular sort of sound, in an electronic context it includes the alternating voltages and currents in an amplifier, etc., which cause that sort of sound to issue from the associated loudspeaker, if there is one, or corresponding undesirable effects to appear on the screen of a television receiver.

There are several ways in which hum can insinuate itself into circuits. The original source is the a.c. used for power supply, its frequency being (in Britain and many other places) 50 c/s. This can be picked up inductively from the mains transformer or capacitively from the wiring, but such action can be largely counteracted by screening and suitable placing of components. And, because of the insensitivity of the ear at such a low frequency, a reasonably small residue is unobjectionable.

A more important cause is the unavoidably imperfect smoothing of the rectified output, because that output necessarily flows through the valves, etc., and moreover the rectifying process creates higher and therefore more audible frequencies.

It will help to keep our inquiry within reasonable bounds if we concentrate it on the output stage, because that is always involved whenever negative feedback is used. It is also the one using by far the biggest share of rectified current, which is therefore the most difficult to smooth. Chokes to carry this large current with the loss of few volts, and at the same time to suppress the hum effectively, tend to be large, heavy and expensive, with a strong hum field surrounding them. Resistors tend to drop too many volts or not enough hum. So much is left to the capacitors to do, and they must be large. If feedback can substantially reduce hum it should enable smaller and cheaper smoothing components to be used, apart from any other benefits.

Hum arriving from the previous stage(s) comes along with the signal, so the ratio of one to the other is not improved by last-stage feedback. And because it is amplified by the last stage it must obviously be kept down to a very small amount, by extra smoothing for the other stages or by including them in the feedback loop, or both. It is usually both.

## A Review of Circuits

My former article under the same title included triode valves and feedback from across parallel-fed loads. Looking at more than 50 circuits of recent sound and television receivers I notice a complete absence of either of these features in sound or vision output stages. Sound stages are invariably pentode (including, for brevity, tetrode) valves, transformer-coupled to their loudspeakers. Negative feedback is taken from either the anode or the secondary (or a tertiary) winding. Feedback is not used in video amplifiers except partially by means of a cathode

\*Last month's issue, p. 311.  
†April issue, p. 225, para. 2.

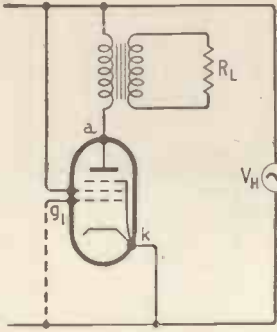


Fig. 2 This differs from Fig. 1 in that the  $g_2$  current is not smoothed, so receives the full  $V_H$ .

resistor, and this can be considered at the end as a special case.

Fig. 1 shows as much of our output stage as concerns us for a start. D.c. and signals are ignored, and the hum current through the valve is regarded as due to a hum voltage  $V_H$  from a generator. One ought, strictly, to show a generator impedance, but as we—or some of us—saw in the November 1949 issue, the only variable that affects  $V_H$  materially is the amount of d.c. flowing, and we have no intention of altering that, even by the introduction of feedback. This is just as well, for the impedance would have to be different for each hum frequency.

The effective load resistance,  $R_L$ , is shown connected through the usual step-down transformer. We are going to be more interested in its equivalent across the primary winding, which is calculated by multiplying  $R_L$  by the square of the transformer ratio.

Let us suppose, first of all, that the potentials of the grids are kept constant relative to the cathode, which itself is kept at constant potential by means of a large capacitance across any bias resistor there may be between it and earth. Then  $V_H$  is divided between the load (primary side) and the valve, in the ratio of their impedances. The load is usually about one-eighth of the valve's  $r_a$ , so receives something like one ninth of  $V_H$ . It could receive quite a lot less, because the load resistance,  $n^2R_L$ , is shunted by the susceptance† of the transformer primary, which may be very appreciable, especially at frequencies as low as 50 c/s.

So far our pentode or tetrode is doing not too badly, compared with a triode, which would leave the load to take about two thirds of  $V_H$ . But the stipulation about the constancy of  $g_2$  potential means that its current supply must be perfectly smoothed. In quite a number of actual sets, however, it is no more smoothed than the anode supply. The connection is then as in Fig. 2, so that the whole of  $V_H$  is applied to  $g_2$ . The result, so far as hum current through the anode circuit is concerned, is  $\mu_2$  times as much as in Fig. 1  $\mu_2$  being my symbol for what is awkwardly if more officially denoted by  $\mu_{g_2-a}$ —the amplification factor of  $g_2$ . Its value, for a valve commonly used in the sound output stage of television receivers, is about 20. So use of the simple Fig. 2 connection multiplies the anode-current hum by that factor—as compared with perfect smoothing. In practice, of course, it is compared with the imperfect smoothing provided by components of economic value, but even that is enough to reduce the hum to a small fraction of what it would be without. And some valves have a much larger  $\mu_2$  than 20.

†The reciprocal of the reactance. It is equal to  $1/2\pi fL_p$ .

It is now about time to see what negative feedback does to the hum. One method of applying it is to connect a path from the anode of the output valve to that of the previous one—or, what comes to the same thing, its own grid; Fig. 3. The previous stage has to provide a greater signal voltage to make up for the loss of amplification, and we don't know whether this will result in a correspondingly greater hum voltage or not. The signal/hum ratio is very unlikely to be made worse, and it might well become better. However, we are not taking hum from this source into account just now, important though it might be in practice. What about  $V_H$ ?

As regards its direct assault on the anode, we saw that  $V_H$  is shared between the load and the valve in the ratio of their impedances, and, because the impedance of a pentode without negative feedback is relatively large, only about 10% of  $V_H$  reaches the load. One effect of negative feedback—at least, when applied as in Fig. 3—is a drastic reduction of the valve's  $r_a$ . In that respect the pentode virtually becomes a triode. So the proportion of  $V_H$  across the load is likely to rise to perhaps 70%, even with very moderate use of feedback.

### In More Detail

Readers who—very wisely—object to blindly accepting statements such as the foregoing about feedback reducing the valve's resistance will want to trace the action in detail. Let them consider the moment at which  $V_H$  is maximum positive on the anode side. The direct result will be to make more anode current flow, but very little more, as inspection of any pentode's  $I_a/V_a$  graph will make clear. The indirect result via feedback is that the control grid ( $g_1$ ) gets a share of this positive voltage, which causes an amplified increase in anode current, and therefore more hum. It is just as if a lower- $r_a$  valve (without feedback) had been substituted. Hence the doctrine that negative feedback reduces  $r_a$ .

That is assuming perfectly smoothed current for  $g_2$ . Next, let us see what happens if the same kind of negative feedback is applied to Fig. 2, as in Fig. 4. We noted that in Fig. 2 the direct effect of  $V_H$  via the anode was many times exceeded by that via  $g_2$ . We might therefore quickly assume that hum in Fig. 4 would be the worst of the lot, since it would receive  $V_H$  on all three electrodes in the same

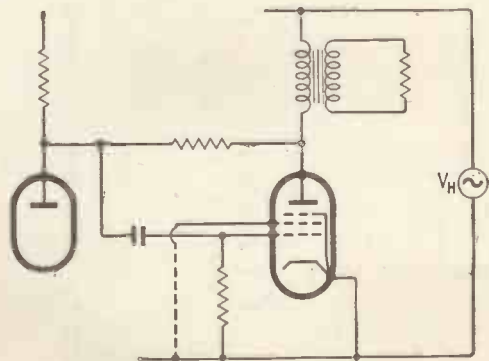


Fig. 3 Here, negative voltage feedback is applied from the anode, the conditions otherwise being as in Fig. 1.

phase, two of them amplifying it. It stands to reason that "unsmoothing"  $g_2$  must make the hum worse! (We have already found that to be so in Fig. 2 as compared with Fig. 1).

Well, it only shows how wrong one can get by doing things in a hurry. Practical test (which was what I did for the 1946 version) shows that hum is less with Fig. 4 than with Fig. 2. Why?

The explanation is quite interesting. In Fig. 2,  $V_H$  which is applied in full to  $g_2$ , is so much amplified that the hum voltage thereby developed across the load is almost certain to be greater than  $V_H$ . With typical valves it is likely to be about double. Consequently, at the moment when  $V_H$  is at its maximum positive the anode is being driven negative. It is this negative hum voltage that is fed back to  $g_1$ , where it opposes the positive hum voltage on  $g_2$ . If this gives us the idea that by a suitable choice of B—the feedback ratio—we can nicely balance out the hum, we are wrong again. The voltage applied to  $g_1$  only does any balancing out so long as the hum voltage across the load exceeds  $V_H$ . So the best that can be done is to prevent it exceeding it much. It is hardly surprising that only three of the many models I examined make use of the Fig. 4 type of circuit, and their amount of feedback seems to be very limited. A somewhat larger number resemble Fig. 3 in having extra smoothing for  $g_2$ , or, what is perhaps rather better as regards hum, have extra smoothing for both  $g_2$  and a.

### A Popular Method

By far the commonest method of arranging negative feedback is from across the transformer secondary winding. Among these can be included some that have a special tertiary winding for feedback only. Either leaves the designer free to use a feedback voltage of either polarity, and almost invariably he takes advantage of this to apply it to the previous stage, roughly as in Fig. 5. The main idea behind this, no doubt, is to apply the distortion-reducing virtue of negative feedback to as much of the audio system as possible. But for the moment we are solely concerned with how it affects hum.

Here again we have to be rather careful how we reckon our potentials. Relative to cathode, the top end of the transformer primary is at full hum potential,  $V_H$ . Relative to that point, the anode is less positive. In Fig. 2—and Fig. 4—it is usually so much less that it is reversed in sign. Let us

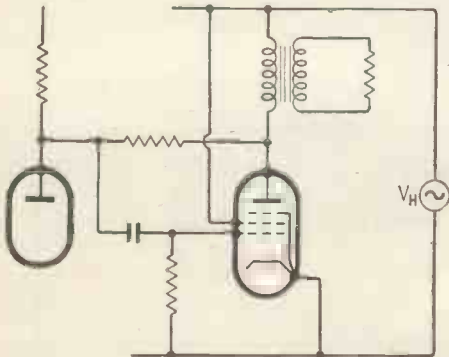


Fig. 4 This is the same as Fig. 3 except for absence of  $g_2$  current smoothing.

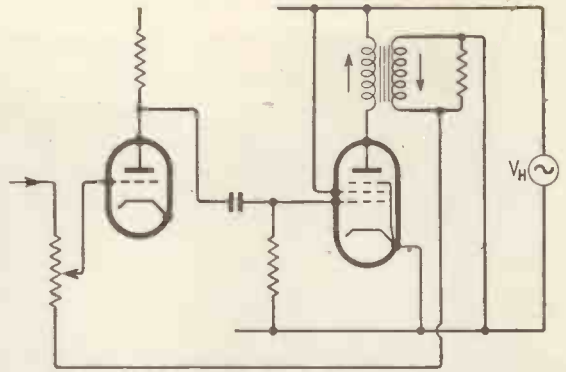


Fig. 5 This differs from Fig. 4 in the method of negative feedback, which is via the transformer secondary and the previous stage.

check that as shown in Fig. 5 the signal voltage feedback is in fact negative. The coils are shown in opposite rotation, so an increase in signal current through the valve, which would make the anode go negative-wards, would feed positive voltage to the grid of the triode and negative to  $g_1$  of the pentode, opposing the cause and therefore correct.

The same applies to hum currents through the pentode, however caused. So far as this type of feedback circuit is concerned, then, it is true that hum is reduced in the same ratio as gain, distortion, etc. So even the potentially very bad hum situation of Fig. 2, which no amount of feedback from the anode can reduce to less than the full  $V_H$  across the transformer, can be substantially improved. Applying 20dB of feedback in a typical case would bring it down to about one fifth of  $V_H$ , or nearly as good as Fig. 1 without feedback. Applying it to Fig. 1, so that the circuit is like Fig. 5 plus effective smoothing of the  $g_2$  current, the already relatively small Fig. 1 hum is reduced by however much feedback is used. More than half the feedback circuits examined were in fact of this type, the number without extra smoothing (Fig. 5) being relatively small. In two of the former and one of the latter the feedback was to the cathode of the pentode instead of the grid of the triode, but I don't think we need make a special study of that particular variation. There are also devices in some to increase the amount of feedback at high signal frequencies.

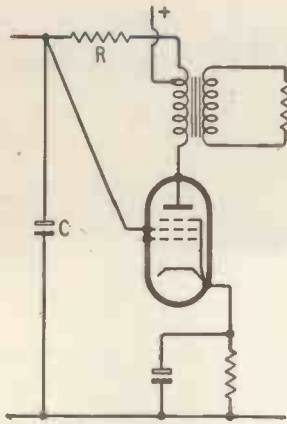
Another feature, appearing in nearly half the sets looked at, does perhaps deserve mention, seeing that it concerns hum—though not in relation to feedback. Instead of the h.t. current being fed in at the end of the output transformer it is tapped a little way down, as in Fig. 6. Hum current flows towards each end of the transformer winding in inverse proportion to the impedances of the paths available. As the impedance via R and C—of the order of only 1-2k $\Omega$ —is much lower than through the valve, the hum current is relatively high and only a few turns are needed to provide sufficient ampere-turns to neutralize those in the rest of the primary.

Here is yet another trap. The attentive but hasty reader may say Oh! But we are using negative feedback, so the valve impedance will be quite low! So we are, and in one way it is low, but in another it is

(Continued on page 385)



Fig. 6 A device for balancing out hum in the anode circuit is to tap the h.t. connection a little way down the transformer primary. The precise point depends on the ratio of the impedance of  $R$  ( $C$  being negligible) to that of the valve, which is usually enhanced by negative feedback.



very high. This ambiguous state of affairs can only be made clear by once again taking care how we reckon our potentials. From the point of view of the transformer (the h.t. voltage being constant) any voltage generated therein that increases current through the valve must be positive at the anode end. That feeds back negative voltage to the triode grid and positive to  $g_1$ , making the increase of current greater than it would have been without feedback. So in effect the pentode's resistance is less.

But now look from the h.t. supply's point of view. Any hum voltage that would increase the anode current would have to be positive at the supply end, which (owing to the increase in current) would be negative at the anode end—relative to + h.t., not to cathode. So voltage fed back would be opposite to that in the first case, tending to reduce the increase in anode current, just as if the valve impedance were higher than without feedback. Seeing that that is quite high, one can see why the h.t. tap need not be far down the primary.

The combined use of  $g_2$  smoothing, negative feedback and transformer tapping should therefore add up to a satisfactorily low hum level even if the smoothing immediately following the rectifier has been planned with strict regard to economy.

### Cathode Feedback

About a dozen of the audio stages surveyed, and the great majority of the v.f. output stages, departed from our assumption about constancy of cathode potential by having no effective hum-frequency bypass across the bias resistor (Fig. 7). All except two of these audio stages included other forms of negative feedback. The current passing through  $R_k$ , whether it be d.c. feed, signal or hum, biases all the other electrodes (anode,  $g_1$  and  $g_2$ ) negatively with respect to cathode, which is the reference or starting point in any valve. The effect on anode current via the anode voltage is small (say 5%) compared with that on  $g_2$ , and that in turn is usually even smaller compared with that on  $g_1$ , which by definition influences the anode current  $\mu$  times as much as does the anode. So we concentrate on the  $g_1$  bias.

By the way, just to get our terms clear, the word "bias" is usually applied only to the d.c. component of the voltage across  $R_k$ , and this component of course is there whether  $R_k$  is bypassed by a capacitor or not. But for convenience I am applying it to the hum voltage. And when I say it biases the grid ( $g_1$ ) negatively I am counting as positive the half-cycles

of hum voltage that add to the d.c. The negative half cycles bias the grid positively, since two negatives make a positive.

Now because this grid-biasing voltage is proportional to the current through  $R_k$  it is called current feedback. It increases the apparent resistance ( $r_a$ ) of the valve, because its effect via the grid is to oppose any change in current produced by an externally applied voltage. In Fig. 1 we saw that the higher the resistance of the valve the smaller the proportion of  $V_H$  getting to the load. So cathode feedback reduces hum in that type of circuit. So far as hum voltage set up across  $R_k$  is concerned, it obviously reduces itself in the same proportion as signals—assuming there is nothing to discriminate between hum frequency and signal frequency. That is not an effect additional to the one mentioned earlier in this paragraph; it is just another way of looking at the same thing.

The argument applies also to the other circuits. For instance, in Fig. 2 the effect of  $V_H$  is magnified via  $g_2$ , but it equally magnifies the hum current through  $R_k$  and therefore the anti-hum voltage to  $g_1$ .

Like any other form of negative feedback, the cathode resistor reduces the gain and necessitates a corresponding increase in signal input. If most of the hum is coming in with the signal, the net improvement in signal/hum ratio may not be noticeable. In that case the designer's attention must be transferred to the previous stage. There, owing to the far smaller current drain, the smoothing problem is comparatively light. The main difficulty is likely to be inductive or—still more—capacitive pick-up. But screening is another story. And then there is modulation hum, due perhaps to poor smoothing in the r.f. stages.

Summing up the findings, we can say that negative feedback from the anode is not recommended, because with unsmoothed  $g_2$  (Fig. 4) it is powerless to reduce the hum voltage across the output transformer to less than  $V_H$ , while if  $g_2$  current is smoothed it brings back the hum so disposed of. Feedback from the secondary has the advantage—among others—of reducing hum in the same ratio as signal. To ensure very low hum,  $g_2$  should have extra smoothing; and if even that is not good enough the dodge shown in Fig. 6 can be brought in. Cathode feedback (Fig. 7) is another that reduces hum in proportion to signal, and is cheap (its cost is minus that of a bypass capacitor) but its  $r_a$ -boosting property may not commend it to the hi-fi enthusiast. Finally, it profits little to eliminate hum in the output stage if the cure leads inevitably to more being brought in from the preceding stage, so don't overlook that source.

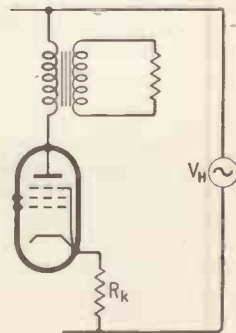


Fig. 7 The effect of a cathode resistor,  $R_k$ , when not bypassed to hum by a large capacitance, is to reduce the hum.

# Elements of Electronic Circuits

## 27.—Pulse Modulation (2)

By J. M. PETERS, B.Sc. (Eng.), A.M.I.E.E., A.M.Brit.I.R.E.

WHERE the transmitting valve either has no grid (magnetron), or where it is inconvenient to use the grid for modulation, the anode supply is switched on and off. Anode modulators can employ either "soft" valves (e.g., the thyatron) or "hard" valves, for the switching function. Soft valves can be triggered easily and can pass larger currents with less power dissipation than hard valves, but their disadvantage is that the discharge has to be extinguished, rather than the flow of electrons interrupted, at the end of the pulse. This takes time and can militate against the use of the more economical device.

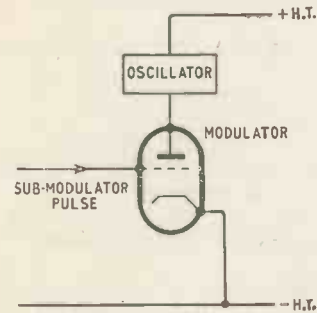


Fig. 1

The pulse-forming network is the source of supply for the oscillator and it stores all energy that is to form the r.f. pulse and cover losses in the transmitter. This pulse energy is discharged into the oscillator, which is in series with the modulator valve, and we are therefore concerned with the control of the charging of the network, together with its subsequent discharge into the oscillator. If the modulator is of the hard-valve type, the control of the shape and duration of the modulator pulse is done at an earlier low-power or sub-modulator stage. The problem here is one of amplification, in other words, the provision of sufficient power to modulate the oscillator.

### Anode Modulation

A hard-valve modulator requires the application of a positive pulse of large amplitude (which is produced by the sub-modulator) to make the modulator valve conduct as heavily as possible. As the action of the modulator depends on a large grid current flow with consequent low input impedance during the conducting period, the output impedance of the sub-modulator stage must also be

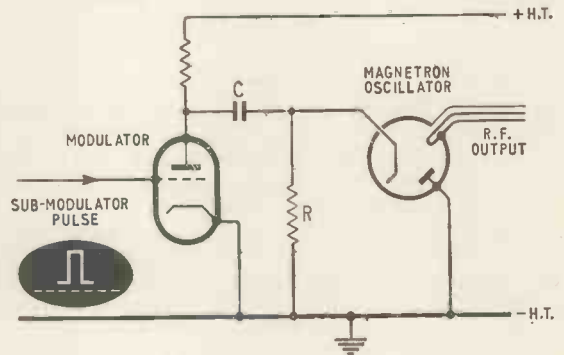


Fig. 2

low if the pulse shape is to be preserved and grid limiting prevented.

Fig. 1 shows the basic simplified circuit of a hard-valve modulator and Fig. 2 its connection to a magnetron type of oscillator. It will be noted that in the latter case, owing to the construction of the magnetron, it is necessary for the magnetron anode to be at earth potential: hence a method of shunt feeding is employed.

In order that the voltage across the magnetron may remain steady during the pulse, the C-R coupling circuit is arranged to have a long time constant.

The sub-modulator pulse for a hard-valve modulator may be derived from a single-valve circuit based on the one illustrated in Fig. 3. This circuit

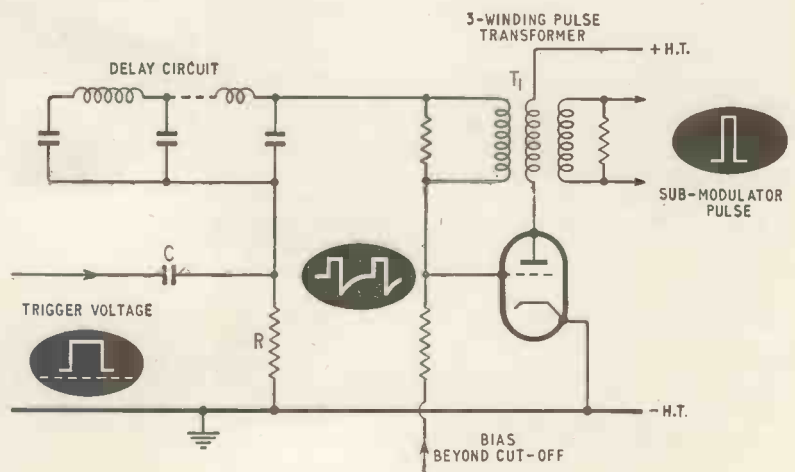


Fig. 3

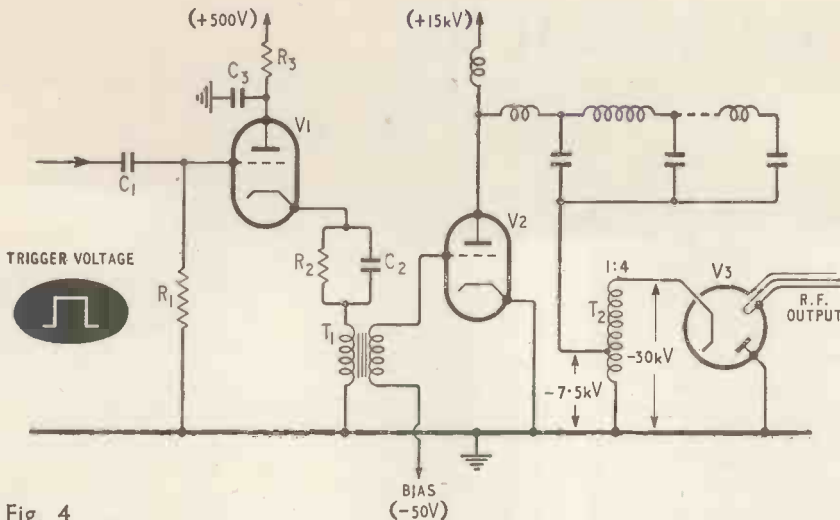


Fig. 4

consists of a triggered blocking oscillator which includes an open-ended delay network to determine the length of the pulse to be produced. A positive trigger voltage applied to the short time-constant C-R circuit results in the grid of the valve being raised above cut-off. The valve conducts heavily and produces a high voltage across the grid winding of the triple-wound pulse transformer  $T_1$ ; this charges the delay circuit.

When the negative-going reflected wave reaches the input (voltage reflection at the open end without change of phase), the valve is again cut off. The duration of the output pulse depends on the double transit time of the delay circuit (see No. 25 of this series; May, 1961).

### Pulse Transformers

An important component in modulator circuits is the pulse transformer which is used for:—

- (i) matching of the modulator to the magnetron (via any interconnecting cables),
- (ii) phase inversion of a pulse where necessary, e.g., between sub-modulator and modulator valves,
- (iii) coupling between two circuits when the direct potentials are different.

In each case the pulse transformer is required to pass the pulses without appreciable distortion of their shape. The working conditions are stringent: high voltage peaks, with peak pulse current that may reach hundreds of amperes and often (in airborne equipment at any rate) the running temperature may well be high.

One interesting and almost universal "dodge" adopted for magnetron transformers is the use of bifilar secondary windings. Through the two parallel coils flows the magnetron heater current (the turns are few, so there is no great loss) and this enables the magnetron heater to be energized from a supply at earth potential although its cathode may be some tens of kilovolts below earth during the pulse.

### Practical Modulator

An example of anode modulation using a pulse forming network in the modulator circuit and the

employment of pulse transformers in both trigger and modulator circuits is shown in Fig. 4.

To assist in the explanation of the function of this circuit some typical voltage values have been chosen.

The positive trigger voltage is differentiated by  $C_1$ ,  $R_1$  to produce a narrow pulse on V1 grid (say  $100\mu\text{sec}$ ). V1 is initially cut off by the cathode bias produced by  $C_2$ ,  $R_2$  during the pulse and  $C_3$  is charged to 500 volts. The short positive pulse on V1<sub>g</sub> causes V1 to conduct and  $C_3$  discharges through V1, the primary of  $T_1$ , and  $C_2$  ( $C_3$  recharges through  $R_3$

when V1 stops conducting). The bias voltage (say  $-50\text{V}$ ) on the modulator valve V2 is overcome by the pulse from  $T_1$  secondary and V2 consequently conducts heavily.

Prior to this the delay line had been charged to  $15\text{kV}$  (by a separate rectified high-voltage supply).

When V2 conducts, a  $-7.5\text{kV}$  discharge pulse of, say,  $1\mu\text{sec}$  length appears across the primary of  $T_2$ . The turns ratio of this transformer is chosen to fulfil two main functions:—

- (i) it matches the magnetron to the delay-line impedance when the magnetron conducts (e.g., magnetron  $640\Omega$ , line  $40\Omega$ ),
- (ii) it steps up the modulator voltage to that required by the magnetron (e.g.,  $30\text{kV}$ ).

The magnetron, passing a pulse current of approximately 30A, produces a 1 megawatt pulse of r.f. of  $1\mu\text{sec}$  duration at the repetition frequency imposed by the trigger circuit (say, 500 pulses/sec).

For the sake of clarity much circuitry has been eliminated. Often methods are employed for shaping the pulses at the intermediate stages. It is also necessary to introduce clamping to prevent ringing or spurious oscillations. Overswinging of voltages and large grid currents caused by high voltage swings have to be restricted. Again, in a practical circuit the single delay line may be replaced by two identical lines in parallel, as in the Blumlein modulator.

This improvement can result in the delivery of a greater voltage to the load (i.e., the magnetron) and is brought about by the addition of wavefronts, caused by multiple reflections from the ends of the lines. One line is open-circuited, the other short-circuited, by the thyatron or triggered spark-gap.

Reflections at the short-circuited end produce a reversal in polarity of the voltage, whereas at the open-circuit end there is no change in polarity on reflection. As the initial charging voltage divides between the lines, some reflections of the voltage wave combine and some cancel out with the result that the load voltage (i.e., that delivered to the magnetron) becomes the vector sum of the reflections.

It is important that both lines should be of identical construction, low-loss, of the same  $Z_0$  and have the same transit time.

# RANDOM RADIATIONS

By "DIALLIST"

## Radar Echoes from Venus

THE recent successful attempt by Russian scientists to obtain radar echoes from the planet Venus has produced some interesting results. Nothing is known of the surface of the planet, for it is always covered by dense layers of cloud which make telescopic observation of it impossible. The Russians have found that radio signals are reflected in different ways by various parts of the planet and from measurements made have calculated that Venus revolves on its axis about once in eleven days. Another interesting result of the experiment is a fresh determination of the mean distance between the Earth and the Sun, which they have found to be 92,868,000 miles. This agrees reasonably closely with the figure of 92,874,000 miles obtained by the Massachusetts Institute of Technology in 1948 and with Jodrell Bank's 92,876,000 miles in 1959. But it is a good deal less than the latest figure obtained at Jodrell Bank, which is 92,956,000 miles. All the same, I'd put my money on Jodrell Bank's being right—or, rather, more nearly right than they. . . Soon after I'd written that came news of a fresh determination of the mean solar distance by M.I.T. Their new

figure is 92,954,000 miles—only 2,000 miles different from Jodrell Bank's.

## 'Phone via Satellite

IT'S good to know that we are to take part in experiments involving the bouncing of radio signals from artificial satellites. Our contribution is to be a transmitting and receiving station on the Goonhilly Downs, near the Lizard, in Cornwall. A similar station is to be built in the U.S.A. and the Americans will put the satellites into orbit. They're expected to be quite small, weighing only about a hundred pounds apiece, and will be shot up by Thor rockets from the Vandenberg base in California. Sir Ronald German, director general of the G.P.O., has said that if satellites can be guaranteed to remain in orbit for ten years the space method will be competitive with the cable. The station is to be equipped with an 85ft steerable paraboloid.

## A British Satellite

SO we're to have a satellite of our own next year. We shan't fire it ourselves, for it will be put into orbit from Wallops Island by a four

stage American Scout rocket. It's going to contain quite a lot of apparatus which will carry out tests designed by different teams of British scientists. The power for these is to come from solar batteries and it's reckoned that they will keep it at work for a year. Besides detecting cosmic radiation, it is to measure electron density in the ionosphere and analyse the gases which make up the outer parts of our atmosphere. Let's hope it will be a success and that the information which it is to send back to earth by wireless will make a useful contribution to our knowledge of conditions towards the fringe of the atmosphere.

## "Backroom Boy"

THE story of the brief but very brilliant career of Eric Megaw who, when he died at the early age of 48, was Director of Physical Research, Royal Naval Scientific Service, is told in Arthur Stanley's biography, "A Backroom Boy". His hobby from the time when he was quite a small boy was wireless, in which he was later to do remarkable work. At 20 he won a Beit Research Fellowship at the Imperial College of Science and it was there that he became interested in very short radio waves, which became almost a passion for the rest of his life. In 1930 Dr. Megaw joined the staff at the G.E.C. Research Labs at Wembley, where he stayed for 16 years. I didn't know that he had anything to do with the development of the cavity magnetron, but Sir Edward Appleton is quoted in the book as saying, "Those who were in the business know how much the practical development of the cavity magnetron—the development that made it something that could go into operational use—was due to Dr. Megaw. Yet, smilingly, he let the credit go wholly elsewhere, although a large part of it was his." It was in 1946 that he left Wembley for the R.N. Scientific Service, where he was doing remarkable work up to the time of his death early in 1956. "A Backroom Boy", published by W. Erskine Mayne, of Belfast, is a little book which is really well worth reading.

### "WIRELESS WORLD" PUBLICATIONS

	Net Price	By Post
<b>PRINCIPLES OF SEMICONDUCTORS</b> M. G. Scroggie, B.Sc., M.I.E.E. . . . .	21/-	21/11
<b>RADIO DESIGNER'S HANDBOOK</b> Edited by F. Langford-Smith, B.Sc., B.E., Senior Member I.R.E. (U.S.A.), A.M.I.E. (Aust.). 4th Edition (revised) . . . . .	55/-	57/3
<b>PRINCIPLES OF FREQUENCY MODULATION</b> B. S. Camios . . . . .	21/-	21/10
<b>RADIO VALVE DATA</b> Compiled by the staff of "Wireless World." 7th Edition . . . . .	6/-	6/10
<b>ELECTRONIC COMPUTERS. Principles and Applications.</b> T. E. Ivall. 2nd Edition . . . . .	25/-	26/-
<b>INTRODUCTION TO LAPLACE TRANSFORMS for radio and electronic engineers.</b> W. D. Day, Grad.I.E.E., A.M.Brit.I.R.E. . . . .	32/6	33/6
<b>BASIC MATHEMATICS FOR RADIO AND ELECTRONICS</b> F. M. Colebrook, B.Sc., D.I.C., A.C.G.I. Revised by J. W. Head, M.A. (Cantab.). 3rd Edition . . . . .	17/6	18/6
<b>PRINCIPLES OF TRANSISTOR CIRCUITS</b> S. W. Amos, B.Sc.(Hons.), A.M.I.E.E. 2nd Edition . . . . .	21/-	22/-
<b>LEARNING MORSE 13th Edition</b> H. F. Smith, former editor, "Wireless World" . . . . .	1/6	1/10

A complete list of books is available on application.

Obtainable from all leading booksellers or from

LIFFE BOOKS LTD., Dorset House, Stamford Street, London, S.E.1.

## Colour Television in America


A GOOD many firms of American wireless and television manufacturers believe that colour TV is about to stage a long-awaited leap into popularity in their country. It has certainly hung fire for a long while. What, I believe, hampered its progress was not the cost of receivers, for there must be plenty of Americans ready and willing to fork out the equivalent of £200-£250 (or to pay the corresponding "never-never" instalments) for something which could guarantee entertainment more pleasing than that provided by the black-and-white receiver. The main trouble in the past was the frequent knob twiddling required and the serviceman had to be called in too often. Well, manufacturers have now had plenty of time to improve things and, I understand, can now produce sets which are stable and reliable. If that's so, there's no reason why colour TV shouldn't quickly become almost as popular as the monochrome variety on the other side of the Atlantic. There are are now quite a number of colour broadcasts and if sets show signs of selling well my guess is they'll quickly increase in number and in duration.

## Still $\pi$ Chasing

A KIND reader who lives at Purley reminds me of some rhymed mnemonics I quoted in these notes in November, 1944, for the value of  $\pi$  and tells me that just for the sake of amusement he worked it out to some forty places. The chasing of  $\pi$  used to be a favourite hobby of mathematicians in the seventeenth and eighteenth centuries and it still goes on to-day. But two things have happened lately which are likely to bring it to an end. The first is the evolution of a proof that the value can never be worked out exactly. The second is the result produced by an Emidec electronic computer, which without turning a hair worked it out to 10,880 decimal places! I believe I am right in saying that the best human effort was that of W. Shanks. In the 1850s he reached 530 decimal places and he had another go some 20 years later and went on to 707 places. But I understand it was recently found that he had introduced an error in the neighbourhood of the 530th decimal place.

# "M" TYPE

## MILLIONS OF OPERATIONS



BRITISH PAT. NO. 738422  
U.S.A. PAT. NO. 2828372

UNIQUE ADJUSTMENT FITTED FOR 5 DEGREES OF PRESSURE ON "M" TYPE MICRO SWITCHES LIST NOS. S.530-532.

**ROLLER OPERATOR.** Choice of rollers to suit operating media, in Graphite, Tufnol, Stainless Steel or Brass.


**LEAF OPERATOR.** Popular and general purpose, for cam drive or operation by slides.

**WIRE OPERATOR.** For use with coin-operated vending machines, etc., The Stainless Steel wire co-operated with chuted, selected, coins to effect necessary switching.



Our 164 page technical catalogue published in APRIL 1961 contains illustrations, full working details and dimensions of over 10,000 electronic components. Send for catalogue 201/C. Price 2/6d post free, or free to trade letterhead or order.

## MICRO SWITCHES



LEAF OPERATOR



WIRE OPERATOR

"THE CHOICE OF CRITICS"

TRADE

# BULGIN

MARK

A. F. BULGIN & CO. LTD., BYE-PASS RD., BARKING, ESSEX

Telephone: R1Ppleway 5588 (12 lines)

# UNBIASED

By "FREE GRID"

## Cure for Cacophoria

AS the years go by, my collection of *Wireless World* steadily grows and Mrs. Free Grid is—to put it mildly—getting very restless about the space they occupy, and is inclined to make sufficiently tart remarks about the matter to induce in me a feeling of cacophoria. There must be many of you suffering from similar symptoms of uxorogenic cacophoria due to the same basic cause, and I think we ought to get together and find a way out of the difficulty.

I have been wondering whether the correct procedure would be to make a tape recording of each volume or to microfilm it. Taking all things into consideration, a microfilm version of each volume would



"Books cannot always please, however good."

seem to be the easiest way out of the difficulty as I should find it very tedious and voice-straining to read 50-years' volumes into a microphone.

With regard to future volumes, I wonder if we could get the Editor to approach his directors with the suggestion that at the end of each volume a microfilm version would be available to those who wished to buy it rather than pay to have their issues bound.\* Since *W.W.* has a very large flock of sister journals, the cost of installing the microfilming apparatus would be small if spread over them

\*Microfilms of *W.W.* since 1950 are available from University Microfilms Ltd.—Ed.

all so that microfilmed volumes of each journal could be made available to their respective readers.

## Le Mot Juste?

I WAS interested to see that our amicable French contemporary *Toute la Radio* devoted a whole page in its May issue to congratulating *W.W.* on its *noces d'or*. But in mentioning myself among the Editor's *villante équipe de collaborateurs*, I am not sure whether I ought to feel complimented or otherwise at being referred to as "*Pinénarrable Free Grid*," and I wonder if any of you Francophilologists can help me out; I cannot very well lose face by appealing to the Director of *Toute la Radio* for a translation.

I have been told on good authority that the expression means "the unspeakable Free Grid," but even if that be true I am still left wondering what the writer in our French contemporary really means. After all we speak of an exceptionally beautiful girl as being of "unspeakable beauty" but we also speak of a certain type of man as being an "unspeakable cad."

An alternative translation is "screamingly funny" and if Monsieur Aisberg really means this he must possess a first-class knowledge of colloquial English to have penetrated to the point of some of my more oblique allusions.

## Who Invented Wireless?

IF the proverbial man in the street were asked the question in my title, it is more than likely that he would glibly answer "Marconi;" and if he were asked who invented the steam locomotive, he would probably say "George Stephenson." In the latter case he would, of course, be hopelessly wrong, for steam trains were running at Euston in 1808, over 20 years before Stephenson's "Rocket" appeared in 1829 and six years before his first locomotive, "My Lord," was built in 1814.

If he said that Marconi invented wireless, he would, in my opinion, be far more accurate than is generally realized. Now before you all dip your pens in  $H_2SO_4$  to write to the Editor saying, "Free Grid must go," I would beg you to pause a moment and ask yourselves who, in your view, invented wireless. Probably you will think of a list of names like Hertz, Branly, Lodge and many others, and say they all contributed

something but no one person could claim to be the inventor of wireless.

To get a clearer picture of what I am driving at, I think it would be better if I said that in my opinion it was Marconi who invented wireless communication, the emphasis being on the latter word. Transmitting messages from one room in a laboratory to another, or even across a large Italian garden as Marconi did at first, was valuable groundwork but if left at that "wireless" would not have been of much use as a practical means of communication.

It was Marconi—and nobody else—who changed all that when he added the missing link by attaching to his apparatus an elevated wire which we usually call an aerial. At that moment wireless communication was truly born and it was Marconi who acted as midwife. I am perfectly well aware that the Russians have staked a claim for Popov as the inventor of the aerial. But there is no evidence that in using such a device his idea was to do anything but collect atmospheric, and even in that he was forestalled over a century earlier by Franklin.

## Tapped or Taped?

A FEW years ago some of us in the U.K. were worried about our telephone conversations being tapped by the authorities and questions were asked about it in the House. Since then, however, a far greater menace to the privacy of our conversation has arisen.

In the days of the telephone tapping scare, my blonde and I were forced to seek the sanctuary of speaking in Swahili in order to preserve the privacy of what we said to each other. But, as I foresaw at the time and mentioned in these columns (Aug., 1957), we had to abandon it as there was always the risk of the authorities sending tape recordings for interpretation.

The tapping menace seems to have faded away with the passing years, but the taping menace has increased to formidable proportions with the coming of tiny transistor tape recorders. People are buying them mainly, it seems, for the purpose of playing practical jokes on their friends by recording some of their foolish remarks (such as we all make at times) for reproduction later.

I can appreciate a joke as well as any man, but I am beginning to feel the strain of constantly keeping a guard on my tongue, and I realize that I must do something drastic to combat the menace by technical means, and it is here where some of you who are more up on the technique of tapology than I am, can probably help me. How can I generate a magnetic field of sufficient strength to wipe out the tape of a recorder which may be in the pocket of the person I am talking to?

# INSTRUMENTS OF THE FUTURE NOW



**NEW** **TRANSISTOR ANALYSER**

## TRANSISTOR ANALYSER

A portable battery-operated instrument, suitable for testing PNP, NPN and point Contact transistors, in the grounded emitter configuration. Provision is included for *in situ* measurements. The instrument is supplied complete with comprehensive operating instructions, together with the AVO International Transistor Data Manual which provides test data for approximately 3000 transistors.

**Brief Specification:**

Range of Collector Voltage: 1.5V to 10.5V (up to 150V using external supplies)  
 I<sub>co</sub>: First indication 2μA  
 Base Current: 0-1 mA, 0-4μ mA  
 Collector Current: 0-1A  
 Beta: 0-25, 0-250 measured at 1 Kc/s  
 Noise Measurement: 1-20, 21-40 dB

Construction in general conforms with .K. Inter-Service Spec. K114



**NEW**

## VALVE CHARACTERISTIC METER MK. IV

This instrument has been designed to test any standard receiving or transmitting valve having up to a maximum anode dissipation of 25W. Inter-electrode insulation, anode current, mutual conductance and gas current can be measured, and by making a series of tests, complete families of curves may be plotted. Rectifiers and signal diodes are tested under suitable load conditions. A comprehensive data manual is supplied with the instrument, which operates from 100-120 volts and 200-260 volts 50-60 c/s A.C. mains.

**Brief Specification:**

Range of Anode-Voltage: 12.6-400 volts  
 Range of Screen Voltage: 12.6-300 volts  
 Range of Heater Voltage: 0.625-117.5  
 Heater Current: 3A max.  
 Anode Current: 100 mA max.  
 Mutual Conductance: 0.1-60 mA/V max.  
 Negative Grid Voltage: 0-100V in 9 ranges  
 'Gas' Current: 2μA first indication

### REPAIR SERVICE

Our fully equipped Service Dept. deals promptly with repairs to AVO instruments, or if more convenient they may be sent to either of the following authorised AVO Service Agents:-

Autovac Ltd.,  
 Throstle Grove Works,  
 Gt. Egerton Street,  
 Stockport, Cheshire.

Farnell Instruments Ltd.  
 Light Industrial Estate,  
 York Road,  
 Wetherby, Yorks.

Write for fully illustrated brochures

**AVO LTD**

AVOCET HOUSE (2-96 VAU) HALL BRIDGE ROAD LONDON S.W.1

Telephone: VICTORIA 3404 (12 lines)



A MEMBER OF THE METAL INDUSTRIES GROUP OF COMPANIES

VO/T&I

special industrial quality

# NEWMARKET TRANSISTORS

for all fast-switching  
low-wattage circuits

AVAILABLE IMMEDIATELY  
IN QUANTITY


**QUALITY** Assured by tighter-than-ever specifications.

**RELIABILITY** Based on special heat-ageing, hermetic-sealing and leak-testing processes.

**COMPATIBILITY** Provided by industry-preferred encapsulations.

**COMPETITIVE PRICES** Through increased economic production.

The computer engineer is sure to find a unit in the following flexible range of pnp germanium alloy transistors — whatever his circuit requirements. All have a rating of 20V and a minimum DC beta of 50 at the currents stated. Switching speeds are indicated below by  $f_{co}$  limits but can be provided to  $f_1$  or any other switching specifications. Units are also available in standard TO22 encapsulations.



SPECIFICATIONS  
NKT 121-129 series

VERY HIGH SPEED

$f_{co} = 15$  Mc/s  
upwards

HIGH SPEED

$f_{co} = 7-15$  Mc/s

MEDIUM SPEED

$f_{co} = 3-7$  Mc/s

HIGH CURRENT (500mA)  
(Core Drivers etc)

NKT 121

NKT 122

NKT 123

MEDIUM CURRENT (25mA)  
(Mid-Level Logic Circuits)

NKT 124

NKT 125

NKT 126

LOW CURRENT (1mA)  
(Analogue DC Amplifiers, etc)

NKT 127

NKT 128

NKT 129

(NKT)

**NEWMARKET TRANSISTORS LTD.**  
**EXNING ROAD, NEWMARKET** Tel: Newmarket 3381

MEMBER OF THE



GROUP OF COMPANIES





FOR ALL RADIO, ELECTRONIC  
AND DOMESTIC ELECTRICAL CERAMICS  
CONSULT:

**STEATITE & PORCELAIN PRODUCTS LTD.**

STOURPORT ON SEVERN, WORCS.

Telephone: Stourport 2271

Telegrams: Steatain, Stourport



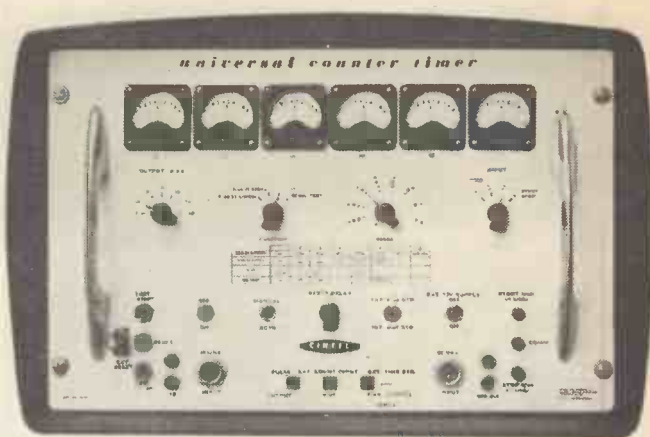
*Loud-speaker manufacturers to the Radio Industry since 1930.*

REPRODUCERS AND AMPLIFIERS LTD.

WOLVERHAMPTON · ENGLAND

TELEPHONE: 22241/2/3/4 CABLES: AUDIO

# Transistorized UNIVERSAL COUNTER TIMER



This fully transistorized portable equipment provides for a wide range of time and frequency measurement as well as facilities for counting, frequency division and the provision of standard frequencies. The facilities available are briefly listed below:

**Frequency Measurement**

**Random Counting**

**Frequency Division**

**Time Measurement**

**Frequency Standard**

**TIME/UNIT EVENT (1 LINE)**: For the measurement of the time interval between two occurrences in a continuously varying electrical function in the range  $3\mu\text{sec}$  to 1sec. The time for 1, 10 or 100 such events can be measured.

**TIME/UNIT EVENT (2 LINE)**: For time measurement in range  $1\mu\text{sec}$  to 2777hrs. of any interval defined by a positive or negative going pulse in any combination.

**EVENTS/UNIT TIME**: For frequency measurement in range 30c/s to 1Mc/s over period of 0.001, 0.01, 0.1, 1 or 10secs. Crystal accuracy  $\pm 2$  parts in  $10^6$ /week. For mains or 12Vd.c. operation.

*Full technical specification available on request.*



**RANK CINTEL LIMITED**

**WORSLEY BRIDGE ROAD · LONDON · SE26**

**HITHER GREEN 4600**

Sales and Servicing Agents: Atkins, Robertson & Whiteford Ltd., Industrial Estate, Thornliebank, Glasgow

McKellan Automation Ltd., 122 Seymour Grove, Old Trafford, Manchester 16; Hawnt & Co. Ltd., 112/114 Pritchett Street, Birmingham 8



**QUAD** wide range electrostatic loudspeaker




The QUAD speaker uses closely coupled moving elements some two hundred times lighter than diaphragms of moving coil loudspeakers, thus enabling the air to follow the electrical impulses with far greater precision. It is extremely analytical and much of the recent improvement in gramophone records can be directly attributed to the use of these loudspeakers for studio monitoring and quality control.

For the listener in the home "it represents, by a wide margin, the closest approach to truly natural reproduction of sound in the home that we have yet heard". (American High Fidelity H.H. Lab. report, November 1960). *Send for illustrated brochure to Dept. W.W.*

**QUAD** for the closest approach to the original sound


ACOUSTICAL MANUFACTURING CO LTD • HUNTINGDON • HUNTS

meters made to measure



*This multi-range meter, using Sangamo Weston S.157, is one of several similar instruments produced by Anders for Ultra Electronics Limited within 14 days. The meters are used in Ground Test Equipment supplied to B.O.A.C. (shown below) for testing the Ultra Engine Throttle Control fitted in Bristol Britannia Aircraft. A typical example of the quick service Anders are giving to many famous firms. Anders are indebted to Ultra Electronics Limited and B.O.A.C. for permission to illustrate this equipment.*

## special multi-range meter produced for Ultra in 14 days



The Anders Instrument Centre is in a unique position to meet the most urgent, and the most unusual, meter requirements from production, development and research. Most standard meters are available immediately from stock. Non-standard meters are calibrated, tested, and normally ready within 10-14 days. All shapes; sizes from 1½" to the largest switchboard meters. All well-known makes and all types including moving coil, moving iron, thermocouples, electrostatic, dynamometers and full range of meter accessories. Anders would like to demonstrate the kind of service they can give you and look forward to your enquiries, by letter or by telephone.

# ANDERS

ELECTRONICS LIMITED

103 Hampstead Road, London NW1. Tel: EUSton 1639

Contractors to GPO and Government Departments.  
Ministry of Aviation approved.

METERS, ELECTRONIC AND TEST EQUIPMENT TO INDIVIDUAL SPECIFICATIONS



## DON'T FORGET YOUR MS4

The Service Engineer who leaves his tube of MS4 behind is without one of his most useful tools—a non-melting, water-repellent grease with excellent dielectric properties. Used to lubricate turret tuners and variable condensers, and prevent “leakage” around the caps of CRT’s (and for 101 other jobs)—

### MS4 is extraordinarily useful

\* it’s stable from  $-50^{\circ}\text{C}$  to  $+200^{\circ}\text{C}$  and doesn’t melt \* it’s a super water-repellent grease \* it seals disconnectable plugs and sockets, terminal and junction boxes \* stops corrosion of terminals and keeps contacts clean \* prevents flashover and “leakage” due to moisture

and helps the busy service engineer.

Write for the new ILLUSTRATED LEAFLET on MS4—or ask one of these MS4 distributors:

**British Central Electrical Co. Ltd.**, 6 & 8 Rosebery Avenue, London, EC1. Tel: Terminus 3666. Also at Briticent House, Addlewell Lane, Yeovil.

**Caselco Ltd.**, Midland Works, Canal Road, Leeds 12. Tel: Leeds 630551.

**Direct TV Replacements Ltd.**, 138 Lewisham Way, New Cross, London, SE14. Tel: Tideway 6666.

**Electrical Trades Supply Ltd.**, Loveday Street, Birmingham 4. Tel: Aston Cross 5671.

**T. J. Grainger & Co. Ltd.**, 9-13 St. James Street, Newcastle-upon-Tyne 1. Tel: Newcastle 24552.

**Holiday & Hemmerdinger Ltd.**, 71 Ardwick Green North, Manchester 12. Tel: Ardwick 6366.

**R. D. Taylor & Co. Ltd.**, 9 Lynedoch Street, Glasgow C3. Tel: Douglas 1202-3-4.



## MIDLAND SILICONES LTD

(Associated with Albright & Wilson Ltd and Dow Corning Corporation)

**first in British Silicones**

68 KNIGHTSBRIDGE · LONDON · SW1 · TELEPHONE: KNIGHTSBRIDGE 7801

Area Sales Offices: Birmingham, Glasgow, Leeds, London, Manchester. Agents in many countries.



See our full range of kits at the  
NORTHERN ELECTRONICS EXHIBITION



COLLEGE OF SCIENCE & TECHNOLOGY  
MANCHESTER  
JULY 6-12

**6 W STEREO AMPLIFIER KIT**


Model  
S-33



A versatile high-quality self-contained STEREO/MONAUURAL

Amplifier with adequate output for a living room. Can be used to convert a favourite (monaural) radiogram into a stereo-radiogram. 3 watts per channel; 0.3% distortion at 2.5 w/chnl.; 20 dB N.F.B., inputs for Radio (or Tape) and Gram., Stereo or Monaural; Ganged controls. **£12.8.6**  
Sensitivity 200 mV.

**HI-FI SINGLE CHANNEL AMPLIFIER KIT Model MA-12**



A compact high fidelity power amplifier (including auxiliary power supply). 12 watts output. Wide frequency range and low distortion. A variable sensitivity control is fitted enabling it to be used with

an existing amplifier in a stereophonic system. Other applications include sound reinforcing systems, transmitter modulators, for use with tape recorders, also as a general purpose laboratory amplifier. **£10.19.6**

**STEREO-HEAD BOOSTER KIT**

Model  
USP-1



Hi-Fi Stereo Pre-Amplifier for low-output HI-FI P.U.s. Input 2 mV. Output 20 mV. Output adjustable

from 20 mV. to 2 V. 40-20,000 c/s. Also suitable as low-noise R.C.-Coupled high-gain monaural amplifier. **£6.17.6**

**STEREO CONTROL UNIT KIT**

Model  
USC-1



Incorporates all worthwhile features for high fidelity stereo and mono. Push-button selection, accurately matched ganged controls to ±1 dB. Negative feedback rumble and variable low-pass filters. Printed circuit boards. Accepts inputs from most tape heads and any stereo or mono-pick-up. **£18.18.6**

**TAPE DECKS**

Are available as "packaged deals" with other equipment. Customers purchasing much of their audio equipment at the same time will find our PACKAGED DEAL scheme more economical. Details on request.

**'MALVERN' HI-FI EQUIPMENT CABINET KIT**



A NEW AND ATTRACTIVE CABINET in modern style designed to house all your Hi-Fi equipment (including tape deck and full-sized transcription record player). The cabinet parts are veneered and pre-drilled, with edging in Panoplex plastic strip, for ease of finishing. Complete with everything you need for assembly, including screws, hinges and even a padsaw! Left "in the white" for finishing to choice. **£17.5.0**  
Size 39½ x 32 x 21½ in.

**TAPE AMPLIFIER UNITS Models TA-1M and TA-1S**



This Combined Tape-Record/Replay Amplifier is available in both monophonic and stereophonic models. Model TA-1M can be modified to the stereo version with modification kit TA-1C.

TA-1M, £18.2.6; TA-1S, £23.6.0; TA-1C, £6.10.0

**'GLOUCESTER' STEREO CABINET KIT**



OPEN

Specially developed to meet the varying needs of different homes, it will house Tape Deck and/or Record Player, F.M. Tuner and Stereo Amplifier. In addition, for the convenience of those to whom space is an overriding consideration, it is possible to house speaker systems at each end. For this purpose a loudspeaker kit, comprising two 4in. plus 8in. speaker systems, balance unit, speaker grille, cutting template, padsaw and mounting details are also available. Neutral hardwoods have carefully been selected so that the finished product can be stained and polished to individual choice. There is storage space for records, etc., also for power amplifiers. Dimensions: length 46½ in., height 30 in., depth 21 in.

Mk. I for Tape Deck or Record Player £16 13 6  
Mk. II for both T/D and R/P..... £17 18 6

**'CHEPSTOW' EQUIPMENT CABINET KIT**



Specially designed for those whose floor space is at a premium. Will house Record Player, FM Tuner, Stereo Amplifier and additional power amplifiers where needed. An upper deck is available for the self-power stereo amplifiers to ensure maximum heat dissipation. Veneered and left in white for finishing to personal taste. Overall dimensions are 35 in. x 18 in. x 33 in. high. **£11.5.6**

**HI-FI STEREO AMPLIFIER KIT**

Model S-88



Gives 16 w. output (8 per channel with 0.1 per cent. distortion at 6 w. per channel). It has ganged controls, STEREO/MONAUURAL gram, radio and tape recorder inputs and push-button selection as well as many other first-class features well above its price range. In two-tone grey metal cabinet with a golden surround and fittings. Also ultra-linear **£26.12.6** push-pull output. Basic sensitivity 20 mV. (4 mV. available 7/6 extra).

**HI-FI SPEAKER SYSTEM KIT Model SSU-1**



Ducted-port bass reflex cabinet, "in the white." Frequency response to 40-16,000 c/s. Power rating 25 watts. Matched speaker units 8in. high flux (12,000 lines) with hyperbolic cone and 4in. wide angle dispersion type for higher frequencies. With legs £11/16/6..... **£10.15.6**

**COTSWOLD SPEAKER SYSTEM KIT**



This acoustically designed enclosure measures 26 x 23 x 15½ in. and houses a special 12in. bass speaker with 2in. speech coil, elliptical middle speaker together with a pressure unit to cover the full frequency range of 30-20,000 c/s. Its polar distribution makes it ideal for really Hi-Fi Stereo. Delivered complete, with speakers, cross-over unit, level control, Tygan grille cloth, etc. Left "in the white" for finish to personal taste, all parts are pre-cut and drilled for ease of assembly. **£21.19.0**

**DAYSTROM LTD.**

DEPT. W.W.7, GLOUCESTER, ENGLAND

A member of the Daystrom Group. MANUFACTURERS OF THE WORLD'S LARGEST-SELLING ELECTRONIC KIT-SETS

**Technically**

**Heathkit**

DAYSTROM

**excellent**

### 5in. OSCILLOSCOPE KIT

#### Model O-12U



Laboratory quality at utility oscilloscope price and ease of assembly make this kit of outstanding value. Vertical frequency response 3 c/s to 5 Mc/s., + 1.5 dB. -5 dB., sensitivity 10 mV. per cm. at 1 kc. Horizontal frequency 1 c/s. to over 400 kc/s. ( $\pm 1$  dB. up to 200 kc/s.). The Heath patented sweep circuit functions from 10 c/s to 500 kc/s.

in five ranges giving five times the usual sweep of other 'scopes. In addition it has exceedingly short re-trace and rise times and electronically stabilised power supply. Included is a 48-page **£36.10.0** instructional Manual.


### ELECTRONIC SWITCH KIT Model (Oscilloscope Trace Doubler) S-3U



This extremely useful, low priced device will extend the use of your single-beam oscilloscope for duties otherwise only in the province of the double-beam tube. In short, at a nominal cost, the Heathkit model S-3U will give you the advantages of a double (or other multiple) beam 'scope, while retaining all the advantages of your present single-beam instrument.

Hitherto an electronic switch of this nature, permitting the simultaneous observation of two signals on the screen of a single-beam C.R.T. oscilloscope, has cost nearly as much as the 'scope itself. **£10.15.6**

### RESISTANCE-CAPACITANCE BRIDGE KIT Model C-3U



Measures capacity 10pF to 1,000 $\mu$ F, resistance 100 $\Omega$  to 5 megohms and power factor. 5-450 v. test voltages. Safety switch provided. **£8.6.6**

### MULTIMETER KIT Model MM-1U

Provides wide voltage, current, resistance and dB ranges to cover hundreds of applications. Sensitivity 20,000 ohms/volt D.C. and 5,000 ohms/volt A.C. Ranges: 0-1.5 v. to 1,500 v. A.C. and D.C.; 150 $\mu$ A to 15A D.C.; 0.2 $\Omega$  to 20M $\Omega$ . 4 $\frac{1}{2}$ in. 50  $\mu$ A meter. **£11.18.6**

### AUDIO SIGNAL GENERATOR KIT Model AG-9U



10 c/s. to 100 kc/s., switch selected. Distortion less than 0.1%. 10 v. sine wave output metered in volts and dB's. **£19.19.6**

### AUDIO VALVE MILLIVOLTMETER KIT Model AV-3U

Very sensitive. High stability. 1 mV. to 300 V. A.C. 10 c/s. to 400 kc/s. **£13.18.6**

### AUDIO WATTMETER KIT Model AW-1U



This popular meter is used in many recording studios and broadcasting stations as a monitor as well as for servicing purposes. Dissipation rating up to 25 w. continuous, 50 w. intermittent. **£14.14.0**

### HI-FI F.M. TUNER

Tuning range 88-108 Mc/s. Flywheel tuning. Attractive Plastic Front Panel in two-tone grey with golden trim surround and motif. Thermometer type visual tuning indicator. Pre-aligned I.F. transformers (eliminates adjustment). Three I.F. Stages. Wide-band low distortion, ratio detector. Complete R.F. Unit, wired, tested and pre-aligned (ready for mounting to chassis). Printed circuit for I.F. Amplifiers and Ratio Detector, for ease of assembly. No alignment necessary after assembling. Built-in power supply. Output sockets for stereophonic adaptor (for stereo transmission when available).



TUNER UNIT Model FMT 4U (incl. 16/11 P.T.) with 10.7 Mc/s I.F. output..... **£3 2 0**  
I.F. AMPLIFIER Model FMA-4U complete with case and valves ..... **£11 11 0**

Sold separately ..... Total **£14 13 0**

### TRANSISTOR PORTABLE RADIO KIT Model UXR-1

Presented in elegant real hide case with tasteful gold relief. Can be assembled in 4 to 6 hours, and you have a set in the top flight of transistor portables. Pre-aligned I.F. transformers, printed 7in. x 4in. high-flux speaker.



circuit and a **£14.18.6**

### 4-wave TRANSISTORISED PORTABLE RADIO KIT Model RSW-1

Using 7 latest type transistors and three diodes this highly sensitive set is specially designed for Short and Medium wavebands (200-550, 90-200, 18-50 and 11-18 m.). In solid leather case fitted with retractable whip aerial.



**£21.18.6**

### PERSONAL TRANSISTOR RADIO KIT Model UJR-1

Operated by a 4.5 v. torch battery, this sensitive dual-wave headphone set is a fine introduction to electronics for young and old. In Polystyrene moulded plastic case which accommodates battery (and amplifier if added). **£2.16.6**

Additional Amplifier Stage Model UJR-IS will enable the UJR-1 to work a loudspeaker under favourable conditions. 16/6 extra.

• Deferred Terms •  
available on all orders above **£10**

### VALVE VOLTMETER KIT

#### Model V-7A

The world's most popular valve voltmeter, with printed circuit and 1 per cent. precision resistors to ensure consistent laboratory performance. It has 7 voltage ranges measuring respectively d.c. volts to 1,500 and a.c. to 1,500 r.m.s. and 4,000 peak to peak. Resistance measurements from 0.1 ohm to 1,000 M ohms with internal battery. D.C. input impedance is 11 megohms and dB measurement has a centre-zero scale. Complete with test prods, leads and standardising battery.



**£13.0.0**

### R.F. PROBE KIT Model 309-CU

This complete probe kit will extend the frequency range of the V-7A Valve Voltmeter to 100 Mc/s. and will enable useful voltage indication to be obtained up to 300 Mc/s. **£1.9.6**

### POWER SUPPLY UNIT KIT

#### Model MGP-1

Compact, general purpose unit suitable for FM Tuners, Tape Recording Amplifiers and general Laboratory use. Input 100/120 v., 200/250 v., 40-60 c/s. Output 6.3 v. 2.5 A. A.C.; 200, 250 270 v. 120 mA. max. **£4.16.6**



### DECADE CAPACITOR KIT

#### Model DC-1

Capacity values 100 $\mu$ F to 0.11 $\mu$ F in 100 $\mu$ F steps. Precision silver-mica capacitors and minimum loss ceramic wafer switches ensure high accuracy. **£6.5.6**

### R.F. SIGNAL GENERATOR

#### Model RF-1U

Provides extended frequency coverage on six bands from 100 kc/s.-100 Mc/s. on fundamentals and up to 200 Mc/s. on calibrated harmonics. **£11.18.0**



### 2 $\frac{1}{2}$ in. SERVICE OSCILLOSCOPE KIT Model OS-1

Light, compact, portable, for service engineers. Printed circuit board for easy construction. Wt. 10 $\frac{1}{2}$  lb. Size 5in. x 8in. x 1 $\frac{1}{2}$ in. long. **£19.10.0**



### CAPACITANCE METER KIT

#### Model CM-1U

This Direct-Reading Capacitance Meter is a very low priced, time-saving instrument which is so useful that it should be part of the general equipment of every electronic laboratory and production line. Easily built in a few hours. 0-100 $\mu$ F, 0-1,000 $\mu$ F, 0-0.01 $\mu$ F, 0-0.1 $\mu$ F. The meter has  $\frac{1}{2}$ in. scale and can be used by an unskilled operator after a few minutes' instruction. **£14.15.0**



**DAYSTROM LTD.**

DEPT. W.W.7, GLOUCESTER, ENGLAND

A MEMBER OF THE DAYSTROM GROUP, MANUFACTURERS OF



**thoroughly**



**dependable**

**AMATEUR TRANSMITTER KIT  
Model DX-40U**



Covers all amateur bands from 80 to 10 metres. Power input 75 watts C.W. 60 watts peak controlled carrier phone. Output 40 watts to aerial. Provision for V.F.O. Filters minimise T.V. interference. **£32.10.0**

**Now Released!  
AUDIO SINE-SQUARE WAVE  
GENERATOR KIT Model AO-IU**

An inexpensive generator which covers 20 c/s to 150 kc/s. in four ranges with choice of sine or square waves. The latter up to 50 kc/s. Output voltage 10 v. max. and distortion less than 1%. An ideal instrument for audio testing. Size 9 1/2 in. x 6 1/2 in. x 5 in. **£12.18.6**

**HIGH VOLTAGE PROBE KIT  
Model HV-336**

Measures voltages up to 30,000 v. D.C. with negligible circuit loading. A special High Stability 1,090 megohm resistor gives a multiplication factor of 100X when used with a valve voltmeter of 11 megohms input impedance such as the V-7A. **£2.15.6**

**BALUN COIL UNIT KIT  
Model B-IU**



Useful transmitter accessory. Will match unbalanced co-axial lines, used on most modern transmitters, to balanced lines of either 75 or 300Ω impedance. Can be used with transmitters and receivers without adjustment over the frequency range of 80 through 10 metres, and will handle power inputs up to 200 watts. **£4.9.6**

**Forthcoming Kits**

**STABILISED POWER PACK  
Models MSP-IM and MSP-IW**

Specially recommended for industrial and laboratory use, meeting the need for a reliable and versatile stabilised power pack capable of a very high performance. Input 200-250 v., 40-60 c/s., A.C., fully fused. Outputs: H.T. 175-400 v. D.C. at 185-225 mA. in 3 switched ranges. Unstabilised A.C. 6.3 v. at 4.5 A. centre-tapped. Two 3 in. "easy-to-read" meters for reading voltage and current simultaneously. Separate L.T. and H.T. supply transformers. All output circuits are isolated. Size 13 in. x 8 1/2 in. x 9 1/2 in.  
MSP-IM (with meters) ..... **£34.12.6**  
MSP-IW (without meters)..... **£27.17.0**

**THE  
"MOHICAN"  
GENERAL COVERAGE  
RECEIVER KIT  
Model GC-IU**



This fully transistorised receiver, which includes 4 piezo-electric transmitters, is in the forefront of receiver design. It is an excellent portable or fixed station receiver for both the Ham and the short-wave listener. To overcome the problems of alignment, etc., the R.F. "front-end" is supplied as a pre-assembled and pre-aligned unit. Designed for outstanding performance, its many features include a 10 transistor circuit, printed circuit board, telescopic whip antenna, tuning meter, and a large slide-rule dial giving a total length of approximately 70 inches.

Housed in a strong steel cabinet in stove-enamelled green and powered by two 6 volt dry batteries (not supplied) mounted internally, it gives continuous frequency coverage from 550 Kc/s to 30 Mc/s in five bands; thus enabling world-wide reception. Electrical bandspread on five additional bands covers the amateur frequencies from 80 to 10 metres—each band having a scale length of approximately 8 inches. B.F.O. tuning and Zenar diode stabiliser. **£38.15.0**  
Size 6 1/2 in. x 12 in. x 10 in.

**GRID-DIP METER KIT  
Model GD-IU**



Functions as oscillator or absorption wave meter. With plug-in coils for continuous frequency coverage from 1.8 Mc/s. to 250 Mc/s. **£10.9.6**

Two Additional Plug-in Coils Model 341-U extend coverage down to 350 kc/s. With dial correlation curves, 15/.

**TRANSISTORISED  
GRID-DIP METER KIT  
Model XGD-I**

Similar to GD-IU. Fully transistorised with a frequency range of 1.75 to 45 Mc/s. **£10.8.6**

**AMATEUR TRANSMITTER KIT  
Model DX-100U**



**The world's most popular Amateur  
T.X. Kit**

- Completely self-contained, compact "Ham" Transmitter. 150 W. input.
- Built-in high stable VFO and all Power Supplies.
- TVI: Careful design has reduced TVI to a minimum by use of effectively screened frequency-generating stages and pi-tuned circuits at the input and output of the PA stage, and by 11 chokes and pi network filters to all outlets from the cabinet. No fewer than 35 disc-ceramic by-pass capacitors help to achieve the exceptional stability and high-performance for which this Transmitter is noted.
- The KT88 high-level anode and screen modulator stage gives over 100 watts of audio from less than 1.5 mV. input.
- Adjustable drive and clamp control ensure that valves are only driven sufficiently to maintain the required output.
- Keying on CW is via the VFO and buffer amplifier cathodes; the other RF valves are biased beyond cut-off. When zero-beating the TX with incoming signals, the exciter stages only may be run without the final amplifier being switched on.
- Provision has been made for remote control operation.
- VFO slow-motion drive is very smooth and backlash free. ● VFO or Crystal control.
- Covers all Amateur bands up to **£81.10.0**  
30 Mc/s. phone or CW .....

**VARIABLE FREQUENCY  
OSCILLATOR KIT Model VF-IU**



Specially designed to meet the demand for the maximum possible flexibility from an amateur Transmitter which would otherwise be subject to certain limitations imposed by crystal control. For all Amateur Bands 160-10 metres. Ideal for Heathkit DX-40U and similar transmitters ..... **£11.2.0**

● **Deferred Terms** ●

Available on all orders above **£10**

All prices include free delivery in U.K.

Please send me FREE CATALOGUE (Yes/No).....  
Full details of Model(s).....  
NAME (Block Capitals).....  
ADDRESS .....  
..... WW7

**DAYSTROM LTD.**

DEPT. W.W.7, GLOUCESTER, ENGLAND

THE WORLD'S LARGEST-SELLING ELECTRONIC KIT-SETS





**NOT TO WORRY**

**Constant  
voltage  
is  
assured**

with a **VOLSTAT**

A VOLSTAT is the answer to many a.c. voltage fluctuation problems. In most cases, a standard type is all that is required—but there are occasions when a special design may be necessary. Either way an 'Advance' Technical Representative will be pleased to investigate your own particular problems, and recommend a VOLSTAT best suited to your needs. VOLSTAT stands for a complete range of Constant Voltage Transformers produced by 'Advance'—the leading authority on voltage stabilization.

*Full details in Folder D63 available on request.*



**COMPONENTS LIMITED**

MAINS STABILIZATION DIVISION

ROEBUCK ROAD · HAINAULT · ILFORD · ESSEX · HAINAULT 4444

SBCV/1

**EXHIBITING at 1961 Electronics, Instruments and Components EXHIBITION · Manchester July 6-12**

# WALMORE ELECTRONICS LIMITED

## ELECTRONIC VALVES AND SEMICONDUCTORS

Walmore Electronics specialise in the supply of electronic valves and semiconductors. Our activities are concentrated on devices for communications, radar, industrial electronics and electronic instruments.

Close relations with the world's leading suppliers in this field enable us to offer a new and valuable service.

On the supply side we offer quick service and competitive prices.

On the technical side we are able to give useful advice, and supply data on valves and semiconductors available internationally.

*Walmore Electronics are the U.K. representatives for the following:*



### EITEL-McCULLOUGH INC., CALIFORNIA, U.S.A.

Leaders in Klystrons and communications space-charge valves. High power Klystrons, Reflex Klystrons, Power triodes, U.H.F. triodes and tetrodes, Power tetrodes, Rectifiers, Pulse Modulators.

**CERBERUS AG. SWITZERLAND.** Specialists in Cold Cathode Valves. Trigger Tubes, Reference Tubes and stabilisers. Cold Cathode power thyatrons and high current switches. Neon indicators.



## NATIONAL ELECTRONICS INC.

ILLINOIS, U.S.A.

IGNITRONS • THYRATRONS • RECTIFIERS FOR INDUSTRY


# VACAP

CORPORATION NEW JERSEY, U.S.A.

HIGH POWER VARIABLE VACUUM CAPACITORS

WALMORE ELECTRONICS LTD., 11-15 BETTERTON STREET, DRURY LANE, LONDON, W.C.2  
Telephone: TEMple Bar 0201/4 Telex: London 28752

# Belclere



## TRANSFORMERS

### Sub-miniature Driver Transformers for MULLARD 100 & 200mW transformerless output amplifiers

(Amplifiers using an OC71 and two OC72 transistors as described in Mullard technical communication Vol. 3 sub-heading No. 26 Page 188)

**EN. 2592**  
for 200mW  
output

Dimensions  $1 \times \frac{3}{4} \times \frac{3}{4}$  in. high  
Electrical Details Lp 5H at 150c/s 2V R.M.S. with 1.5mA. D.C. flowing.  
Rp 184 Ohms  
Rs 35 Ohms (Two bifilar wound sections)  
Turns ratio 3.6 : 1 plus 1

**EN. 2593**  
for 100mW  
output

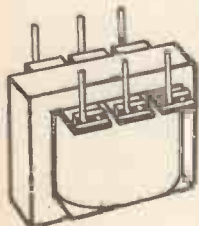
Dimensions  $1 \times \frac{3}{4} \times \frac{3}{4}$  in. high  
Electrical Details Lp 5H at 150c/s 2V R.M.S. with 1.5mA. D.C. flowing.  
5.9H at 150c/s 5V R.M.S. with 1.5mA D.C. flowing.  
Rp 180 Ohms  
Rs 11 Ohms each (Two bifilar wound secondaries)  
Turns ratio 7 : 1 plus 1

**BN. 2594**  
for 100mW  
output

Dimensions  $\frac{3}{4} \times \frac{5}{8} \times 9/16$  in. high  
Electrical Details Lp 5H at 150c/s 2V R.M.S. with 1.5mA D.C. flowing.  
Rp 570 Ohms  
Rs 33 Ohms each (Two bifilar wound secondaries)  
Turns ratio 7 : 1 plus 1

**FINISH** *The EN types can be supplied either vacuum impregnated with an approved varnish or wax. BN types varnish dipped only.*

**FIXING** *The transformers are supplied with leadout pins, which are quite adequate for fixing to printed circuit boards, but a mounting clamp can be supplied if desired.*



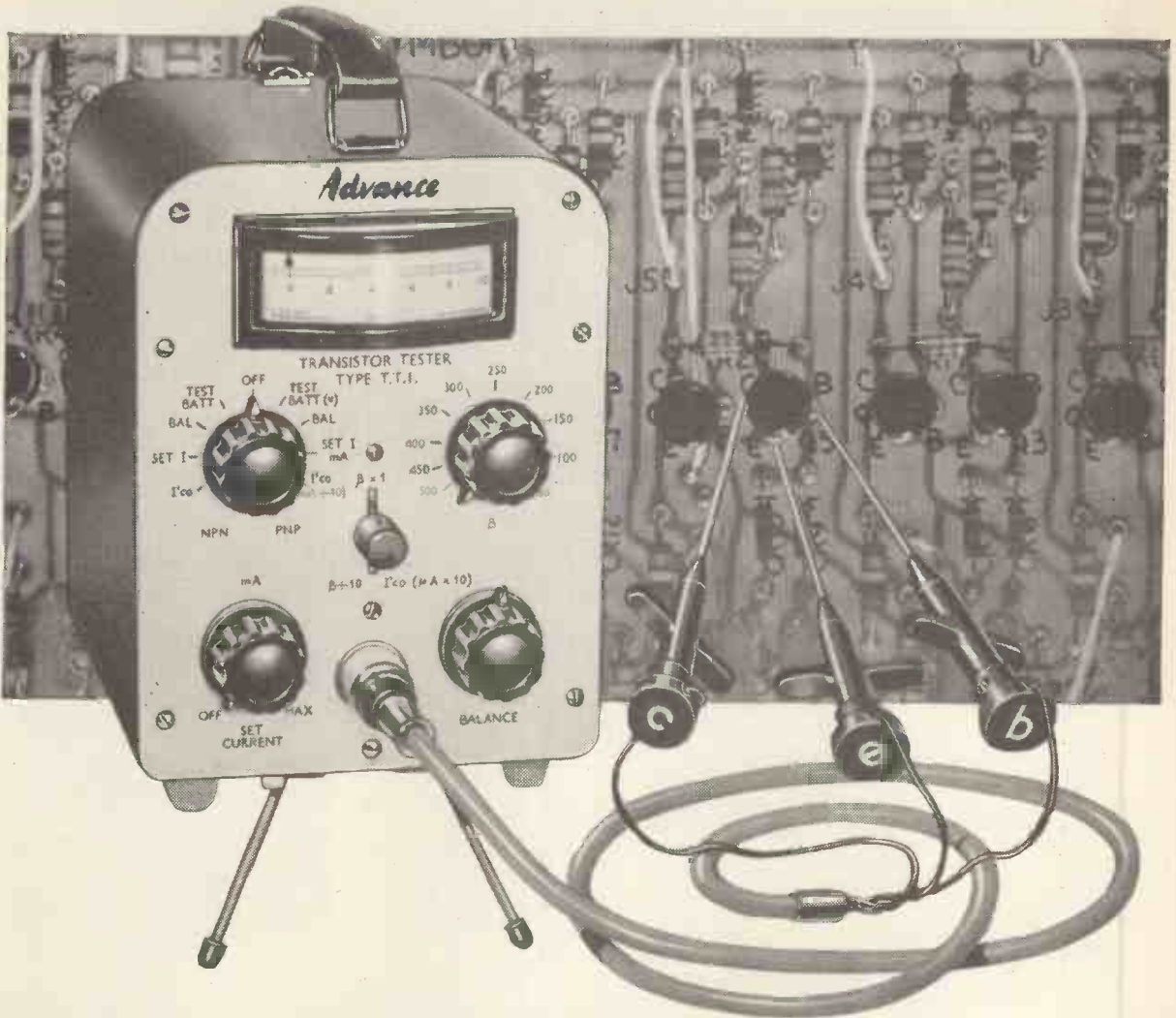
**THE BELCLERE COMPANY LIMITED**

171 COWLEY ROAD, OXFORD, ENGLAND.

Tel: OXFORD 43431

# why disconnect ?


*Transistors can be tested in circuit with the Advance TRANSISTOR TESTER Type TT1.*



Simple and positive in operation, this instrument is invaluable to all development and service engineers working on transistor circuits. It is unusually compact and completely independent of external power supplies. By means of the special clip-on probes provided, the  $\beta$  current gain of both p.n.p. and n.p.n. transistors can be measured *without disconnecting the component from the circuit.*

Designed and engineered in the Advance tradition, the TT1 is a worthy addition to the Company's comprehensive range of test instruments and equipment.

- TESTS N.P.N. AND P.N.P. TYPES
- BETA RANGE 5 TO 500
- LEAKAGE CURRENT MEASUREMENTS (OUT OF CIRCUIT)
- BATTERY OPERATED TRULY PORTABLE
- NET PRICE IN U.K. £40



**COMPONENTS LIMITED  
INSTRUMENT DIVISION**

**EXHIBITING at 1961  
Electronics,  
Instruments  
and Components  
EXHIBITION  
MANCHESTER July 6-12**



## ALPHASIL—the modern core material

The inset curves illustrate the superior magnetic properties of Alphasil cold-reduced grain oriented silicon steel over those of a typical hot-rolled grade (Ferrosil 80). Alphasil has a maximum permeability four times that of the hot-rolled transformer sheet and its core losses are approximately one-third. Initial and incremental permeability, stacking factor and ductility are considerably better than those of hot-rolled sheet.

Alphasil .013" thick is produced in coil 30 inches wide, and can be supplied slit to narrower widths by arrangement.

TABLE OF WATTS LOSSES

	Frequency cycles/second	Guaranteed max. total losses at B. Max. 15 Kilogauss
ALPHASIL 62	50	.62 watts/lb.
ALPHASIL 56	50	.56 watts/lb.
ALPHASIL 51	50	.51 watts/lb.
ALPHASIL 46	50	.46 watts/lb.

ABOVE—A 4,000-lb. coil of 30" wide x .013" thick, ready for despatch.  
RIGHT—Core-loss testing of Alphasil by the "double-lap" Epstein method.

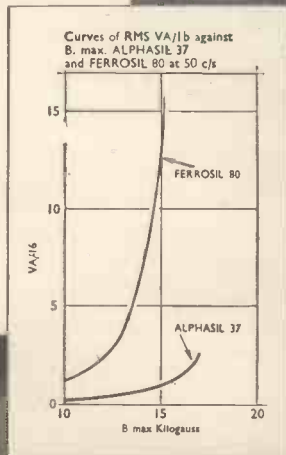
Thin Alphasil for high frequency work is also available in coil in .004" thick in widths up to 5½ inches, and in .002" thick, in widths up to 4½ inches.

	Frequency cycles/second	Guaranteed max. total losses
ALPHASIL .004HF	400	8.00 watts/lb. at B Max 15 Kilogauss
ALPHASIL .002HF	8,000	9.50 watts/lb. at B Max 2 Kilogauss

Full technical data will be supplied on request

### RICHARD THOMAS & BALDWIN LTD

Enquiries for sheet and strip to be addressed to RICHARD THOMAS & BALDWIN (SALES) LTD., WILDEN, STOURPORT-ON-SEVERN, WORCS.  
Enquiries for laminations to be forwarded to RICHARD THOMAS & BALDWIN LTD., COOKLEY WORKS, BRIERLEY HILL, STAFFS.



# cut your air fares in half—



## fly as a party!

Get the right party together, charter a Cunard Eagle aircraft, and save half the air fare to wherever you wish to fly! What's the right party?—Cunard Eagle will explain—just phone or write. Broadly, most firms, clubs, societies qualify. And the tremendous saving can apply to each individual in the party. You fly glamorously independent of

timetables. Choose your aircraft all the way from vast jet-prop Britannias or giant DC-6C's to swift, luxurious Viscounts or comfortable, bustling Vikings.

Think about it; half the normal air fare! And trust the name Cunard—a great name in travel for 120 years. It's certainly worth your while to enquire.

CONTACT: CHARTER DIVISION,

# CUNARD EAGLE AIRWAYS

MARBLE ARCH HOUSE, 40 EDGWARE ROAD, LONDON, W.2. AMBASSADOR 7799

people of  
sound judgement  
choose . . .

# Stentorian

Sound reproduction has been our business for over 35 years, and W.B. 'Stentorian' speakers are now in use commercially, professionally and in homes all over the world. This long experience enabled us to enter the Hi Fi field, in its very early days, with a wide knowledge of the problems likely to be encountered and the ability to solve them.

The familiar W.B. symbol is a guarantee of fidelity in reproduction, excellence in workmanship, and moderation in price. Your local Hi Fi dealer is always pleased to demonstrate W.B. equipment.



## MODEL H.F. 1012

10" Die-cast Unit, incorporating 12,000 gauss magnet. Fitted with cambric cone and universal impedance speech coil providing instantaneous matching at 3, 7.5 and 15 ohms. Handling capacity 10 watts. Frequency response, 30 c.p.s. to 14,000 c.p.s.  
Bass resonance, 35 c.p.s.

Price £5.0.0 (inc. P.T.)

### Other Stentorian Speakers ►

#### CROSSOVER NETWORKS:

CX3,000 £1.11.6  
CX1,500 £2.0.0  
CX500 £1.7.3

Type	Flux Density	Price	Type	Flux Density	Price
10" H.F.1016*	16,000 gauss	£8 0 0	T359 tweeter	9,000 gauss	£1 15 0
8" H.F.816*	16,000 gauss	£6 17 3	T816	16,000 gauss	£6 10 0
8" H.F.812*	12,000 gauss	£4 3 6	T12 tweeter	16,000 gauss	£13 4 6
8" H.F.810	10,000 gauss	£3 2 0	T10 tweeter	14,000 gauss	£4 8 3

\* These three speakers incorporate a universal impedance speech coil.



**WHITELEY ELECTRICAL RADIO COMPANY LTD.**


MANSFIELD · NOTTS · ENGLAND · Telephone MANSFIELD 1762-5

London Office: 109 Kingsway, London W.C.2



# Hewlett-Packard

## Precision Electronic Counters 0-18 KMC\*



### New Model 524 C Electronic Counter

Premier electronic counter of the world's largest line of precision counters, Model 524 C brings you bright, big-number, in-line readout plus new stability of 3 parts in 100,000,000 short term, 5 parts per 100,000,000 per week.

An unusual feature of the 524 C is its many plug-in units—converters extending frequency range, a video amplifier, time intervals unit or period multiplier. This means you can buy just the instrumentation you need now, add on later.

With plug-ins, Model 524 C covers frequencies 10 cps to 500 MC\*, measures time interval  $1\mu$  sec to 100 days and measures period from 0 cps to 10 KC. Resolution is 0.1 microsecond, readings are direct without calculation.

Price £960

(Plus Plug-in units)

\*Mixers extend frequency measuring range to 18 KMC

Other Hewlett-Packard electronic counters



Model 521, offered in 5 versions, is low in cost, simple to use, measures frequency, random events, many transducible quantities. Five models with 4 or 5 place readout, in-line or columnar.  
Prices £190 to £382.

Model 522 B, a compact, low-cost instrument, measures frequency, 10 cps to 120 KC, time interval 10 microseconds to 100,000 seconds, period 0.00001 cps to 10 KC. Reads direct in cps, KC, seconds, milliseconds.  
Price £366.

Model 523 CR, a new all-purpose counter measuring frequency 10 cps to 1.2 MC, time interval  $1\mu$  sec to 100,000 seconds, period 0.00001 cps to 100 KC. Stability 2 parts in 1,000,000 per week, 0.1 V sensitivity.  
Price £620.

Many world-famous Hewlett-Packard laboratory instruments are now made in the new Hewlett-Packard GmbH plant at Böblingen, near Stuttgart. Here quality engineering and latest manufacturing techniques bring you instruments of exceptional performance at moderate price.

Prices delivered U.K. exclusive of duty where payable. Continuous progress in design may affect the above specifications which are therefore subject to change without notice. For information, technical sales and engineering help, or a demonstration please write or call



## Hewlett-Packard S.A.

Geneva (Switzerland)

Rue du Vieux-Billard 1, Tel. (022) 26 43 36

Exclusive Distributor for United Kingdom:



**LIVINGSTON LABORATORIES LTD.**

**31 CAMDEN ROAD, LONDON, N.W.1**


Telephone: GULLiver 8501 (10 lines)

HPSA - 6 - 412


leads the way




HIGH CURRENT SERIES




MINIATURE MOVING COIL SERIES




HIGH VOLTAGE SERIES



MINIATURE SERIES



NORMAL DUTY SERIES




PNEUMATIC TIME-DELAY SERIES

# PRECISION RELAYS

Illustrated technical data sent on request:

**ELECTRO METHODS LTD.,** General Products Division, CAXTON WAY, STEVENAGE, HERTS

Telephone: Stevenage 2110-7




# ANEW

## battery operated gramophone deck by Goldring

This latest Goldring development is a battery operated four speed portable deck fitted with an auto-stop mechanism, and powered by a 6-pole D.C. motor with very low current consumption, giving constant speed over a voltage range of 9v to 4½v. The 8" turntable is semi-recessed and overall dimensions of the unit are only 11" x 9". Supplied with pick-up arm and cartridge, the 'Cygnet' offers unlimited opportunities to manufacturers with an eye on the ever increasing market for portable record players.

- ★ Four speeds with one neutral position
- ★ Protected against climatic conditions
- ★ Hardened ground centre spindle
- ★ Heavy turntable for minimum wow and flutter



**GOLDRING MANUFACTURING CO. (Gt. Britain) LIMITED**

486-488 High Road, London, E11

Telephone LEYtonstone 8343

TYPE	SPOOL DIA.	TAPE LENGTH	PRICE PER SPOOL	STOCK NO.
TYPE M	4"	300'	10/6	M/90
Standard Play	5"	600'	18/-	M/183
	5½"	820'	23/6	M/250
	7"	1200'	30/-	M/365

TYPE LR	3"	225'	7/6	LR/68
Long Play	4"	450'	13/6	LR/137
	5"	900'	24/-	LR/275
	5½"	1150'	28/6	LR/350
	7"	1800'	42/-	LR/550

TYPE LRP	3"	225'	9/-	LRP/68
Long Play	4"	450'	16/-	LRP/137
	5"	900'	28/-	LRP/275
Tensitized Polyester	5½"	1150'	35/-	LRP/350
	7"	1800'	50/-	LRP/550

TYPE DP	3"	300'	14/-	DP/90
Double Play	4"	600'	25/-	DP/183
	5"	1200'	45/-	DP/365
Tensitized Polyester	5½"	1650'	55/-	DP/500
	7"	2400'	80/-	DP/730

WRITE FOR FREE DESCRIPTIVE LEAFLET



GEVAERT LIMITED

GREAT WEST ROAD · BRENTFORD · MIDDLESEX

*You must try...*


*Gevasonor*

*Magnetic Tape*

*Now available in a full range of types and sizes*

OBTAINABLE FROM YOUR RADIO OR PHOTOGRAPHIC DEALER

# gevasonor





For general laboratory use

**G.E.C.**

employ

## MARCONI TEST EQUIPMENT



### VIDEO OSCILLATOR TF 885A/1

being used, in conjunction with Oscilloscope TF 1330 and Vacuum Tube Voltmeter TF 1041B, to investigate the L.F. response of a T.V. set video amplifier stage in the laboratories of the G.E.C.'s Radio & T.V. Works, Coventry.

The Marconi Video Oscillator TF 885A/1 is one of many types of Marconi instruments employed by the renowned General Electric Company at their Coventry laboratories. The Video Oscillator is a wide-range (25 c/s to 12 Mc/s) standard test signal source for general laboratory use. Its calibrated attenuator facilitates accurate gain or loss measurements on active or passive networks, and the purity of the output waveform permits the instrument to be used for such measurements as amplifier linearity and intermodulation. Full details of this versatile oscillator, and information about other Marconi instruments that interest you, will gladly be sent on request. Please ask for Leaflet G187.

## MARCONI INSTRUMENTS

### THE INTERNATIONAL CHOICE FOR ELECTRONIC MEASUREMENT

AM & FM SIGNAL GENERATORS · AUDIO & VIDEO OSCILLATORS · FREQUENCY METERS · VOLTMETERS · POWER METERS · DISTORTION METERS  
TRANSMISSION MONITORS · DEVIATION METERS · OSCILLOSCOPES, SPECTRUM & RESPONSE ANALYSERS · Q METERS & BRIDGES

London and the South:  
English Electric House, Strand, W.C.2.  
Telephone: COVENT GARDEN 1234.

Midlands:  
Marconi House, 24 The Parade, Leamington Spa.  
Telephone: 1408

North:  
23/25 Station Square, Harrogate.  
Telephone: 67455.

Export Department: Marconi Instruments Ltd., St. Albans, Herts, England. Telephone: St. Albans 59292.

REPRESENTATION IN 68 COUNTRIES

# there's an ENTHOVEN solder . . .



## . . . for every job

- 1 *Superspeed solder to all specifications*
- 2 *Washers and preforms for every application*
- 3 *Lacquer, flux, and thinners for printed circuits*
- 4 *Preservative, metal, and Tricence de-oxidant for printed circuits*
- 5 *Superspeed six-second heat soldering iron*

If you're faced with any soldering problem, get in touch with Enthoven. Our advice is free, and our range of solder products is comprehensive. Enthoven have 150 years experience of smelting and refining non-ferrous metals; you can rely on us for the fine quality materials essential to all precision soldering.



All these Enthoven solder products, and many more, are fully described in the redesigned Enthoven Solder Products booklet, sent free on request



### ENTHOVEN SOLDERS LIMITED

Sales Office & Works:  
Upper Ordnance Wharf,  
Rotherhithe Street, London,  
S.E.16 BERmondsey 2014

Head Office:  
Dominion Buildings,  
South Place, London, E.C.2  
MONarch 0391





B.B.C. Copyright

## EMI—Leaders in the world of sound

A large share of the recording of sound for entertainment—television, radio, records—is carried out on EMI recorders which range from complete studio installations to the small portable RE321—the most widely used portable recorder in the world.

In addition to the electrical and mechanical excellence of the equipment EMI users have the full backing of specialised engineers to ensure top quality results and trouble free operation—vital to the full use of studio time. Consult EMI on sound. Over 60 years' experience of sound recording is at your service.

### Portable RE321

An improved transistorised version of the model L2 already in use throughout the world for "on-the-spot" recordings.

Price **£124**  
(Nett ex. works)



**EMI ELECTRONICS LTD** Recording and Relay Division  
**Hayes · Middlesex · England** Tel: Hayes 3888. Ext. 2672

GC/S/3a



# RADIO EXPORT

# TUBES ONLY



3000 types of both receiving and transmitting tubes **IN STOCK**  
In addition, a comprehensive range of crystals and some types of  
transistors and trustworthy tubes are available.

*Our new competitive and more comprehensive price list  
available on request.*

Your specific enquiries for special types to CV, JAN and MIL  
specifications are invited.

**Our organisation is Air Registration Board Approved.**



## HALL ELECTRIC LTD

HALTRON HOUSE, ANGLERS LANE, LONDON N.W.5.



Tel.: Gulliver 8531 (10 lines) Telex 2-2573 Cables: "Hallelectric London"



1 PART IN 10<sup>10</sup>

Not all the measuring equipment we offer has this accuracy. Not all such equipment need be this accurate, but what equipment we do offer is of the highest standards obtainable with time proven systems of circuitry and construction.

It pays all research laboratories and development departments to invest in the best.

Write for the ROHDE & SCHWARZ free catalogue. It contains a wide range of superb instruments. When you find something suitable, then please write for full specification. The rest is simple, ask for a demon-



stration either at your laboratory or at our works. (Our technical staff can assist you with any measuring problems which you have.)

All equipment is guaranteed for one year and full servicing facilities are available.

**Aveley Electric Limited**

SOUTH OCKENDON, ESSEX.

Telephone: SOO 3444

Telex: 24120 Avel Ockendon



# OXLEY

DEVELOPMENTS CO. LTD.  
ULVERSTON NORTH LANCS Tel: Ulverston 3306

Delay Lines

Plugs & Sockets

Concentric  
Piston  
Condensers

Miniature  
Air Dielectric  
Trimmers

Tempatrimmer  
Adjustable for  
Temperature  
Coefficients

P.T.F.E. Stand-Off  
and Lead-Through  
Insulators

Ceramic Stand-Off  
Insulators

Multi-Tag  
Insulators

# OXLEY

DEVELOPMENTS (DEAL) LTD.  
72-74, DOVER ROAD, WALMER, KENT.

TEL.  
DEAL  
1225.

SPECIALISTS IN SUB-MINIATURE TELECOMMUNICATIONS COMPONENTS

# Electronic Engineering Technology

## TRAIN with **C.R.E.I.**

### WHO C.R.E.I. ARE

C.R.E.I. (The Capitol Radio Engineering Institute) was founded in America 34 years ago. It is well-known for its residential college in Washington and also for its unique procedures in offering students unable to undertake full-time study an equivalent education conducted in their own time and at their own pace. Many of the leading electronics engineers in American Industry and in the American Services are C.R.E.I. trained. At this moment over 20,000 students in the United States alone are taking C.R.E.I. home study courses.

### C.R.E.I. HOME STUDY COURSES ARE NOW AVAILABLE FROM GREAT BRITAIN

In the United Kingdom C.R.E.I. home study courses have been accepted by all three Services and can be considered in appropriate cases for the part refund of fees to regular Servicemen. C.R.E.I. courses offer serious-minded students determined to further their careers the following distinct advantages:

1. Thorough step-by-step tuition by highly-qualified tutors possessing up-to-the-minute knowledge of technological development and industrial requirement.
2. Courses that are being continuously revised to keep pace with technological advancement—in this way the inevitable out-of-dateness of text books is avoided.
3. Individual tuition. The 'relationship' between student and tutor is a personal one in the sense that the student's individual requirements and progress are taken into account, throughout the course. There is no question of proceeding at the rate of a class. Your 'class' with C.R.E.I. consists of one person—you.

### **OPPORTUNITY is boundless — for the qualified**

C.R.E.I. courses call for hard work and personal discipline, essential requirements for a successful career. C.R.E.I. qualified men are able to do more important work with the accompanying rewards.

#### C.R.E.I. Courses are available in:

- (I) Electronic Engineering Technology
- (II) Mathematics for Electronic Engineers
- (III) Automation
- (IV) Radar
- (V) Servo
- (VI) Nuclear Engineering Technology

*If you have at least two years practical experience in electronics or a suitable educational background, fill in this coupon now for full details of C.R.E.I. courses, methods and achievements.*

**TO: C.R.E.I. (LONDON), (DEPT. W.7) GRANVILLE HOUSE,  
132/135 SLOANE STREET, LONDON, S.W.1.**

*Please send me (for my information and entirely without obligation) full details of the Educational Programmes offered by your Institute.*

NAME.....

ADDRESS.....

ELECTRONICS EXPERIENCE.....

**C.R.E.I. (LONDON), (DEPT. W.7) GRANVILLE HOUSE, 132/135 SLOANE STREET,  
LONDON, S.W.1.**

9 Mc/s

The versatility of the Serviscope\* range of portable and rack mounted oscilloscopes has now been increased by the introduction of two new instruments...PA2, a Twin Channel Pre-amplifier, and S42A, a Wide-Band Serviscope. The Pre-amplifier, though designed primarily for the Double-beam Serviscope, D31, is quite suitable for any oscilloscope in the Serviscope range.

Used in conjunction, the two new instruments give exceptionally high performance—DC 100mV/cm at 9Mc/s, and 10mV/cm at 0.5Mc/s, AC 100 $\mu$ V/cm at 150Kc/s—at a total cost of less than £130.



#### *S42A Wide-range High-performance Serviscope*

The S42A carries the development of the Serviscope a stage further. Y amplifier bandwidth has been increased to 9Mc/s at the normal gain of 100mV per cm. whilst preserving all the normal features of the S42, including the 10 x gain facility at limited bandwidth. This feature should make the oscilloscope ideally suited to work at the highest video frequencies, and the faster rise time will increase its usefulness in pulse circuit investigation. The ingenious extendible light hood, formerly supplied as an extra, is now standard with both S42 and S42A.

100 $\mu$ V



#### *PA2 Twin Channel Pre-amplifier*

A high-gain pre-amplifier capable of increasing sensitivity by 100 on each independent channel, intended for applications which need exceptionally high sensitivity in, for example, the medical, biological and electro-mechanical fields. The power supply is self-contained, and gain is stabilised against variations in supply voltage. The PA2 may be switched out of circuit, allowing direct input to the oscilloscope without disconnecting.

# TELEQUIPMENT



*Introducing*



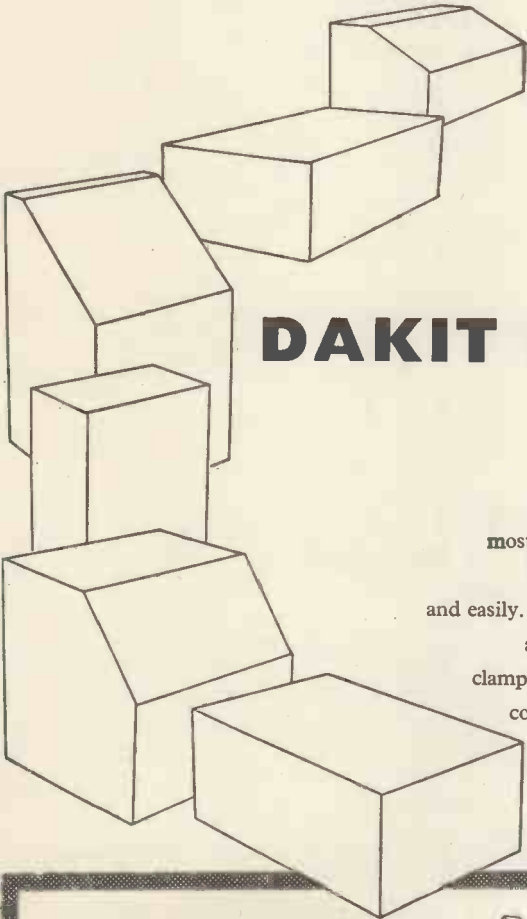
Provisional Patent No. 39574/58

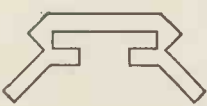
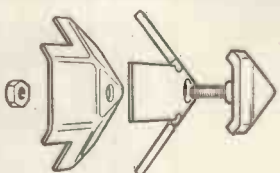
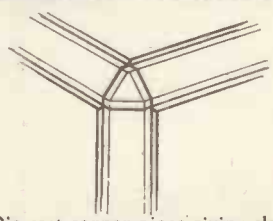
**THE SIMPLE TO BUILD  
INSTRUMENT CABINET  
CONSTRUCTION SYSTEM**

Yet another addition to the **Datum**  
range of products

**DAKIT ADDS SIMPLICITY  
TO VERSATILITY**

The Dakit method of cabinet construction is the simplest and most efficient of its type yet devised. It enables a wide variety of cabinet shapes and sizes to be built up to your own requirements — quickly and easily. A range of cutting jigs is available, and with a hacksaw and spanner are the only other tools required. The extruded sections are securely clamped in position by a single nut corner fixing, providing a strong, rigid construction. The finished cabinets are most attractive, and where not required for permanent installation may be rapidly dismantled ready for other uses. A trial kit of parts is available — send for full details today.



 <p>Aluminium extruded sections supplied in 6ft. lengths and easily cut to size.</p>	 <p>Single nut fixing for quick construction.</p>	 <p>Die-cast corner piece giving clean, smooth appearance.</p>
---	--	--



CABINETS · CASES · CONSOLES · CHASSIS UNITS

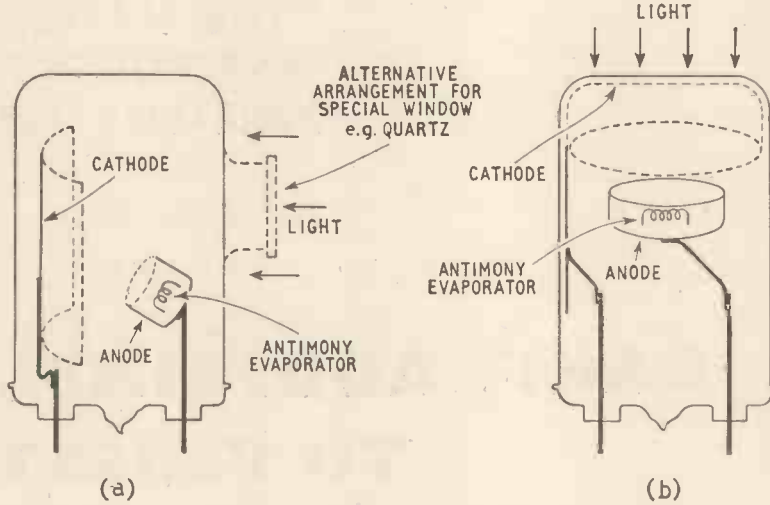
**DATUM METAL PRODUCTS LTD.**

Telephone : Watford 22351

Telegrams : Datum, Watford

COLNE WAY TRADING ESTATE · WATFORD-BY-PASS · WATFORD · HERTS

# Photoelectric Cells and Photomultipliers



This article in the current June issue of **ELECTRONIC TECHNOLOGY** is a broad survey which presents in simple terms the properties and applications of present-day photoelectric cells and photomultiplier tubes, with especial emphasis on the advantages and limitations of photomultipliers. Initially the author reminds the reader of some of the fundamental aspects of human vision and of the units used in photometry, and recapitulates some of the elementary physics of quantum theory and the photoelectric process.

## ARTICLES IN THE JULY ISSUE INCLUDE:

### PHASE-SENSITIVE WAVE ANALYSIS

In this article, the authors describe the application of an analogue computer to phase-sensitive wave analysis. Although the method discussed is comparatively unknown, it provides for the complete Fourier analysis of waveforms and requires very little additional equipment to that which is normally available with a small computer. An experimental circuit is given, with component values, and actual results of waveform analysis are presented.

### REVERSIBLE DECIMAL COUNTERS

Counters which reverse their direction of counting in response to external control are described in this article. Circuit design is discussed and a number of circuits using transistors are given.

**Electronic  
technology**

**POST THIS COUPON TODAY**

**TO ILIFFE ELECTRICAL PUBLICATIONS LTD., DORSET HOUSE, STAMFORD STREET, LONDON, S.E.1 ENGLAND**

Please enter my name as a subscriber to:  
**ELECTRONIC TECHNOLOGY** for 12 months  
commencing with the July issue.

I enclose remittance £3.7.0d.


(U.S.A. and CANADA \$9.50) (THREE YEARS \$19.00)

NAME .....

ADDRESS .....

DATE .....

ORDERS CAN ALSO BE PLACED THROUGH ANY NEWSAGENT




# FERRANTI

## T.R. CELLS SPAN THE WORLD


Leading Radar Manufacturers use Ferranti T.R. Cells in Airborne, Ground and Marine Radar Systems. A comprehensive range of T.R. Cells is available covering frequencies from 1000 Mc/s. to 35,000 Mc/s.

Write for further information to :

FERRANTI LTD · KINGS CROSS ROAD · DUNDEE    Tel: DUNDEE 87141

 Ferranti

# Heat



## where it should be

**TYPE 92** Take a long, close look at the Wolf 92 Soldering Iron, at the perfect balance, solid construction, quality finish, functional elegance which suggest fast, easy, economical soldering. Try the Wolf 92 on your next job. See how quickly the tip heats up, how the working heat remains constant right through the job. That's because Wolf heating elements put heat where it should be, right at the working tip. You'll do a good job better with the Wolf 92.




# Wolf

**WOLF ELECTRIC TOOLS LIMITED · PIONEER WORKS  
HANGER LANE · LONDON · W.5 Tel: PERIVALE 5631 (10 lines)**

# JACKSON

the big name in PRECISION components

Jackson Brothers' Stand Off Insulators and Terminal Strips are used in large quantities by all the services and in every branch of Electronics, Neucleonics and Communications. Write now for fully illustrated list of complete range of Stand Off Insulators comprising some 40 different types.



## JACKSON BROS. (LONDON) LTD., KINGSWAY-WADDON, SURREY

Telephone : Croydon 2754-5

Telegrams : Walfico, Souphone, London

Canadian Distributors:- Messrs. R. Mack & Co. Ltd., 1485, South West Marine Drive, Vancouver 14, B.C., Canada

American Distributors :- Messrs. M. Swedgal Electronics, 258, Broadway, New York 7, U.S.A.



# what do you know about Tunnel Devices?

For the past year STC have been engaged in the manufacture of Tunnel Diodes. These revolutionary new devices, which are destined to carry semi-conductor circuit performance into the kilomegacycle region, are immediately available to the electronics industry.

Tunnel diodes are finding many applications in digital computers, counting circuits and in high-frequency low-noise amplifiers. Backward diodes are being used for gating in tunnel diode circuits; as limiters; and their possibilities in core switching circuits are being explored.

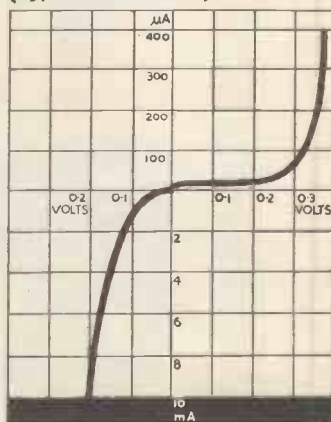
## GERMANIUM TUNNEL DIODES

	JK 9A	JK 10A	JK 11A	JK 19A	JK 20A	JK 21A	Unit	
Peak Current	nom	1.0	5.0	15.0	1.0	5.0	15.0	mA
Current Ratio	typ	4	4	4	6	6	6	
Junction Capacitance	typ	25	50	125	10	40	80	pF
Resistive cut-off Frequency	typ	540	810	810	1200	880	1100	Mc/s

## BACKWARD DIODE

Typical Characteristics		Unit
Current in high resistance direction. ( $V_R=200mV$ )	.10	$\mu A$
Current in low resistance direction. ( $V_F=200mV$ )	10	mA
Slope resistance. ( $V_F=400mV$ )	1.1	$\Omega$
Shunt capacitance. ( $V_R=200mV$ )	90	pF

BACKWARD DIODE (Typical Characteristic)



Full details of these devices may be obtained on request from

**Standard Telephones and Cables Limited**

Registered Office: Connaught House, Aldwych, London W.C.2

**TRANSISTOR DIVISION: FOOTSCRAY · SIDCUP · KENT**



## "SIMPLEX" SOUND HEADS ANNOUNCING!

### TWO NEW HEADS FOR TRANSISTOR OPERATED EQUIPMENT

#### TYPE: HI-LO RECORD PLAY $\frac{1}{2}$ -TRACK

This is a dual wound Head having two separate coils, one being used for recording with an impedance of .1 Henry, the second coil being used in series with the first for play-back with a combined impedance of 2.0 Henries. The advantages of this arrangement are two-fold, namely low bias and recording voltage requirements plus extremely high play-back output. Standard "Simplex" mounting and physical dimensions.

#### TYPE: T.G. $\frac{1}{2}$ -TRACK ERASE HEAD

Triple gap Erase Head working on a completely original principle designed for extremely efficient operation from a low voltage D.C. source, i.e. dry battery 4-6v. This Head is dual wound, incorporating two coils; secondary winding giving 90v. output to supply A.C. record bias and supply for neon indicator. Used in conjunction with a simple oscillator (OC81) will provide A.C. erasure from a D.C. source. Consumption being .2vA at 50Kc. untuned or .15vA tuned. Standard "Simplex" mounting and physical dimensions. Patent applied for.

*Details and specifications of these and all other "Simplex" Heads to the Trade upon request.*

HOME and EXPORT ENQUIRIES INVITED.

### TAPE HEADS LTD

BARR STREET,  
BIRMINGHAM, 19.

Telephone: NORTHERN 8091—3 lines

NOTE NEW ADDRESS.



another NEW instrument  
from Salford, the

# minitest

## POCKET-SIZED MULTIRANGE TEST SET

A new compact instrument suitable for the measurement of D.C. voltages and currents, A.C. voltages and ohms. Its high sensitivity renders it suitable for testing and fault location in all types of electrical and electronic circuits. It is well built to ensure long and satisfactory service. The instrument is economically priced and supplied with test leads with plug connections at one end. (Leather carrying case available as an extra.)

**RANGES:** A.C. Volts. 2.5, 10, 25, 100, 250, 1000.  
D.C. Volts. 2.5, 10, 25, 100, 250, 1000.  
D.C. Amps. 50  $\mu$ A, 1mA, 10mA, 100mA, 1A.  
Ohms. 2000 200,000 20 M $\Omega$

**ACCURACY:** D.C. Volts & Amps.  $\pm 2\%$  of full scale deflection  
A.C. Volts  $\pm 3\%$  of full scale deflection  
 $\pm 5\%$  at centre scale.

Send for leaflet No. MIN/6009/WW

neat and compact... with large instrument performance

### SALFORD ELECTRICAL INSTRUMENTS LIMITED

Peel Works: Silk Street: Salford 3: Lancs: Tel: Blackfriars 6688  
London Sales Office: Magnet House, Kingsway, W.C.2. Tel: Temple Bar 4668  
A Subsidiary of THE GENERAL ELECTRIC CO. LTD. OF ENGLAND

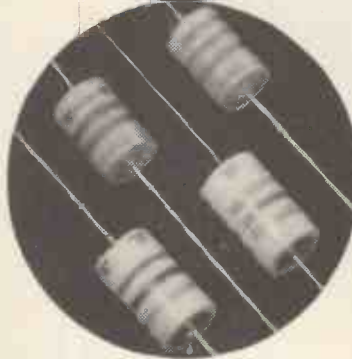


**SEI**



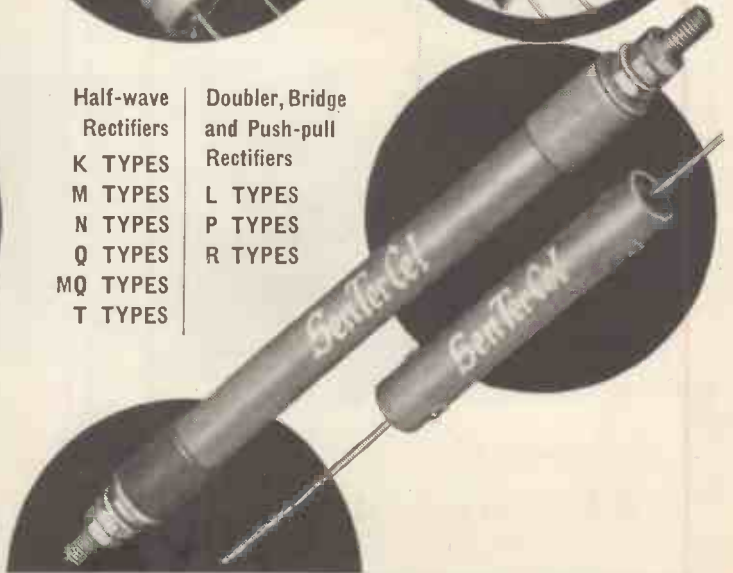
# SenTerCel

## MINIATURE SELENIUM RECTIFIERS

FOR  
INDUSTRIAL ELECTRONICS  
DATA PROCESSING EQUIPMENT  
TELECOMMUNICATIONS EQUIPMENT



- |                      |  |
|----------------------|--|
| Half-wave Rectifiers | Doubler, Bridge and Push-pull Rectifiers |
| K TYPES              | L TYPES                                  |
| M TYPES              | P TYPES                                  |
| N TYPES              | R TYPES                                  |
| Q TYPES              |  |
| MQ TYPES             |  |
| T TYPES              |  |



Send for Advance Information Sheets and Application Reports :-




### Standard Telephones and Cables Limited

Registered Office: Connaught House, Aldwych, London W.C.2

RECTIFIER DIVISION: EDINBURGH WAY · HARLOW · ESSEX



NEW MINIATURE  
**tropyfol M**  
CAPACITORS



*Metallised  
Polyester Foil Capacitors*

Minimum physical size.  
Reduction in volume by about 50% and more as compared to paper capacitors.  
Maximum reliability in service owing to self-healing properties of the conducting layer.  
Safe HF contact and low induction by means of full front-end contact.  
High reliable insulation resistance.  
Moisture proof.  
Capacity tolerance  $\pm 20\%$  for values up to .1 mfd.  $\pm 10\%$  for values of .1 mfd. and above.  
Wide temperature range:  $-55^{\circ}\text{C}$  to  $+100^{\circ}\text{C}$ .  
Working voltage ranges: 125 V- and 400 V-.

This miniature capacitor for modern circuit design is available at the moment in medium production quantities in values ranging from .01 mfd. up to and inclusive of .47 mfd. in 400V - working and from .01 mfd. up to and inclusive of 1 mfd. in 125 V - working.

FULL TECHNICAL SPECIFICATION AND PRICES FROM  
SOLE U.K. AGENTS

**WAYCOM LIMITED**

Capacity House, Rothsay St., Tower Bridge Road, London, S.E.1.  
TEL: HOP 2615/9

Safest . . .  
Fastest . . .  
Quietest . . .



**"ARO-BROOMWADE"**  
PNEUMATIC MINI-HOIST

Not only the ideal hoist for the factory, but also for loading bays and general duties within its capacity. It is expertly designed, precision built and incorporates the most up to date refinements.

Used as individual units, these hoists show a marked saving in connection with the transfer of components in machine and erection shops. Crane waiting time is eliminated. In two sizes—10 and 20 cwt. capacity. Load STAYS UP in any air line failure. No danger of breakage from sudden starts and stops. Easily handled by one man. Write today for full details.

**"BROOMWADE"**

AIR COMPRESSORS AND PNEUMATIC TOOLS  
YOUR BEST INVESTMENT

Broom & Wade Ltd., P.O. Box No. 7, High Wycombe, Bucks.  
Telephone: High Wycombe 1630 (10 lines) Telex: 83-127

**NEW RANGE OF**



# miniature crystals

TO REPLACE STC Type 4407 (55-83 kc/s) and STC Type 4028 (75-140 kc/s)


**STC**



\* only 0.4 in. overall diameter



\* over 60% saving in space



\* ideal for horizontal mounting on transistorised printed circuits



Frequency Range kc/s	STC Type	Maximum seated height		Diameter		Volume		Lead length	
		in.	cm	in.	cm	cu. in.	cu. cm	in.	cm
57 - 62.9	4432	2.83	7.19	0.4	1.02	0.36	5.90	1.5	3.8
63 - 71.9	4438	2.44	6.19	0.4	1.02	0.31	5.08	1.5	3.8
72 - 99.9	4437	2.04	5.18	0.4	1.02	0.26	4.26	1.5	3.8
100 - 150	4435	1.45	3.68	0.4	1.02	0.18	2.95	1.5	3.8

Write for further information to:—

**Standard Telephones and Cables Limited**

Registered Office: Connaught House, Aldwych, London W.C.2

QUARTZ CRYSTAL DIVISION

HARLOW

ESSEX





61/4MQ

# Arcoelectric SLIDE SWITCHES



Cat. No. T.225

A new range of switches designed to provide convenient low cost switching for radios and instruments. Single and double pole change-over.



Alternative fixing methods

- Current carrying parts silver plated.
- Rating 1-amp., 250 volt AC, 25-amp. DC.
- Resists 2,500 volt AC flash test.
- Self-cleaning contacts.
- Positive snap feel.

Write for samples for design purposes quoting Cat. No. T.225.

CENTRAL AVENUE, WEST MOLESEY, SURREY.  
Tel: MOLESEY 3232

**ARCOELECTRIC**  
SWITCHES · LTD

## HETERODYNE FREQUENCY METERS

BRITISH MANUFACTURED

Designed and built to rigid services specifications.

**TYPE T75.**

Frequency Range: 85 to 1,000 megacycles.

**TYPE T74.**

Frequency Range: 20 to 250 megacycles.

Frequency calibration accuracy: .002% at 25° C. (or .01% between -20° C. to +70° C.).

Crystal-controlled, portable heterodyne-type Frequency Meters used for Field testing and measurement of pulsed, modulated, or C.W.R.F. transmitters, receivers and signal-generators.

Mains Operated Power Unit available as optional extra and designed to fit into the battery compartment.

Reconditioned and calibration-checked B.C.221 Frequency Meters range 125 Kc/s to 20 Mc/s still available.

Provisional specifications on a new wide-range, very high accuracy Frequency Meter and also an instrument covering the range 100 Kc/s to 1,000 Mc/s (higher under favourable conditions) available on request.

A

*Telex*

INSTRUMENT

Complete Specification on application to:—

Sole Manufacturers

**TELEMECHANICS LTD**  
(Instrument Division Dept. W.W.8)

TELEMAX WORKS, BROKENFORD LANE, TOTTON, HANTS, ENGLAND.


Telephone: Totton, Southampton 3666 Cables: "Teleset," Totton, Southampton

Agents: Some overseas territories still available.

Makers of High Voltage Test Sets and other Electronic Equipment for H.M. Government.




# DOUBLE ENDED STAINLESS STEEL VACUUM OVENS



*Single Vacuum Oven  
double-flanged with glove boxes each end*

- ★ Made throughout in polished stainless steel.
- ★ Single action door openings.
- ★ Rectangular with shelf spacings to suit.
- ★ Double ended controls.
- ★ Electrical interlocking of air inlet and isolation valves.
- ★ Outer cover hermetically sealed.
- ★ Temperature range 0°-300°C or equivalent F.
- ★ Temperature Control: Normal  $\pm 7\frac{1}{2}^{\circ}\text{C}$ . Special  $\pm 1\text{C}$ .
- ★ Internal Spacing 7in. x 8in. x 18in. (can be altered to special requirements).
- ★ Vacuum Range: To 10-4.
- ★ Respective Vacuum Gauges incorporated.
- ★ Automatic air inlet valve on Backing Pump.
- ★ Visual indicators and fuses on all switches.
- ★ Flanged for fitting into Dry Box.



*View showing automatic interlocking of  
unloading compartment on glove box.*

We design and manufacture Ovens to Customers' special requirements. Should you have any problems in this field our Technical Department is always willing to help you solve them.

Vacuum Ovens with temperatures of up to 600°C are also manufactured by us on similar lines but with Sectional Heating and Water-Cooled Ends.



*Vacuum Oven with  
glove box.*



**VACWELL ENGINEERING CO. LTD.**

**WILLOW LANE, MITCHAM, SURREY**

Phone : MITcham 8211 (3 lines)

# WE SEND THE BEST OF BRITAIN'S HI-FI EVERYWHERE

**NOW AT LARGER PREMISES**

## INCLUDING NEW EQUIPMENT AVAILABLE FROM 1961 AUDIO FESTIVAL

PLEASE NOTE—Prices quoted subject to alteration in accordance to those advertised by manufacturers at time of receipt of order.

**★ RECORDERS**

Vortexion W.V.A. ....	£93 13 0	\$268
Vortexion W.V.B. ....	£110 3 0	\$315
Brenell Mk. V .....	64 gns.	\$192
Brenell 3 Star Stereo ...	89 gns.	\$267
Clarion Transistor .....	25 gns.	\$75
Cossor 1601 4 Tr. ....	37 gns.	\$111
Cossor 1602 4 Tr. 3 spd.	59 gns.	\$127
Simon Minstrelle .....	39 gns.	\$117
Ferrogaph 4AN .....	81 gns.	\$243
Ferrogaph 4AH .....	86 gns.	\$258
Ferrogaph 808 Stereo ...	105 gns.	\$315
Grundig TK55 Stereo ...	92 gns.	\$276
Grundig TK20 with Mic. ...	42 gns.	\$126
Grundig TK24 .....	55 gns.	\$165
Grundig TK30 .....	65 gns.	\$195
Philips 4 Track EL 3542	59 gns.	\$117
Philips 4 Track Stereo		
EL 3536 .....	92 gns.	\$276
Philips 4 Track .....	34 gns.	\$102
Reflectograph "A" ¼ Tr.	105 gns.	\$315
Reflectograph "B" ¼ Tr.	115 gns.	\$345
Stuzzi Magnetite .....	59 gns.	\$177
Stuzzi Tri-corder .....	63 gns.	\$189
<b>★ DECKS</b>		
Wearite 4A mono .....	£36 10 0	\$105
Wearite 4B .....	£41 10 0	\$119
Brenell Mk. V .....	28 gns.	\$84
Brenell Stereo Deck ...	£33 16 0	\$101

Brenell Pre-Amp. and		
Amp. ....	£24 0 0	\$69
Microphones by Lustraphone, Reslo,		
Acos, Simon, etc.		
<b>● TAPES BY ALL LEADING MAKERS</b>		
<b>★ SPEAKER SYSTEMS</b>		
Quad Electrostatic .....	£52 0 0	\$149
Wharfedale SFB/3 .....	£39 10 0	\$113
Wharfedale Coaxial 12 .....	£25 0 0	\$72
Wharfedale Golden 10 .....	£8 14 11	\$20
Tannoy 12in. Monitor ...	£30 15 0	
Tannoy 15in. Monitor ...	£37 10 0	
WB. 1016 .....	£7 12 3	\$16
Goodmans AL.120 .....	£29 10 0	\$84
Goodmans AL.100 .....	£23 10 0	\$67
Goodmans Triaxiom ...	£25 0 0	\$72
Goodmans 300 .....	£11 5 9	\$32
Goodmans 400 .....	£16 1 0	\$41
Kelly Ribbon Mk. II .....	£10 10 0	\$30
<b>★ MOTORS AND PICK-UPS</b>		
Decca Stereo P.U. complete .....	£21 0 0	\$45
Lenco GL60 Trans. Unit .....	£27 12 6	\$60
Lenco GL58/R, Stereo		
P.U. ....	£24 5 7	\$53
Garrard 301 .....	£22 7 3	\$49
Garrard 4HF/Stereo P.U. ....	£19 4 8	\$45
Connoisseur Motor Type		
"B" .....	£27 16 1	\$59
Connoisseur, 2 sp. Motor .....	£16 13 1	\$36
Goldring 700 .....	£9 14 9	\$21
<b>★ AMPLIFIERS &amp; TUNERS</b>		
Quad 22-Control Unit... ..	£25 0 0	\$73
Quad II Amplifier .....	£22 10 0	\$65

Leak Stereo 20 Amp. ...	£30 9 0	\$87
Leak Point One Pre-		
Amp. ....	£21 0 0	\$60
Rogers Junior Stereo ...	£28 10 0	\$82
Rogers Master Stereo Unit...	£35 0 0	\$100
Quad FM Tuner .....	£28 17 6	\$60
Chapman AM/FM .....	£29 8 0	\$60

Enquiries for all items by firms mentioned in this advertisement invited.

**BINSON "ECHOREC" UNITS**  
 BINSON STANDARD ECHOREC pre-amplifier unit enables echoes to be imposed on signals between microphone (or other source) and amplifier or recorder. 3 channels available, and timing of echoes is controllable. Details on request. 140 gns. \$420  
 Binson "Baby Echorec," similar to above, but for single-channel working. 100 gns. \$300

PROFESSIONAL AND TRADE DISCOUNTS.

- FULL OFFICIAL RATES OF EXCHANGE FOR PAYMENT IN ANY CURRENCY.
- MANY ITEMS FOR 110 VOLTS A.C.
- TRANSISTOR RADIOS.
- ACCESSORIES.
- LARGE AND UP-TO-DATE STOCKS.
- PROMPT REPLIES TO ENQUIRIES. Carriage charged at cost.

**MODERN ELECTRICS (RETAIL) LTD.**

**120 SHAFTESBURY AVENUE LONDON W.1**

(3 mins. from Piccadilly Circus and opposite Columbia Cinema)

Tel: TEM 7687 & COV 1703 Cables: MODCHAREX, LONDON

## WEYRAD P.50 TRANSISTOR COILS AND I.F. TRANSFORMERS

FOR 2-WAVE PORTABLE WITH PRINTED CIRCUIT AND ROD AERIAL



P50/1AC M.W. OSCILLATOR COILS. For 176pF TUNING CONDENSER.....	PRICE	<b>5/4d.</b>
P50/2CC 1st and 2nd I.F. TRANSFORMER. 470 Kc/s. OPERATION. "Q" = 150.....	PRICE	<b>5/7d.</b> (2 REQUIRED)
P50/3CC 3rd I.F. TRANSFORMER. 470 Kc/s. OPERATION. "Q" = 170.....	PRICE	<b>6/0d.</b>
RA2W L.W. and M.W. ROD AERIAL 6in. long, flying-lead connections. For 208pF TUNING CONDENSER .....	PRICE	<b>12/6d.</b>
LFTD2 DRIVER TRANSFORMER. Split Secondary Type, semi-shrouded. With 6 connecting tags .....	PRICE	<b>9/6d.</b>

PCAI PRINTED CIRCUIT PANEL, 2½ x 8½in. ready drilled with component positions and references printed on rear.....	PRICE	<b>9/6d.</b>
BOOKLET OF DETAILED ASSEMBLY INSTRUCTIONS AND CIRCUIT DIAGRAMS FOR 6-TRANSISTOR LONG AND MEDIUM WAVE SUPERHET .....	PRICE	<b>2/0d.</b>

ALL IN BULK PRODUCTION—TRADE ENQUIRIES INVITED

**WEYMOUTH RADIO MFG. CO. LTD., CRESCENT STREET WEYMOUTH, DORSET**



# For a Truly Exciting Performance\*

## LABORATORY SERIES AUTO TURNTABLE TYPE A

Combines for the first time the high performance of a transcription turntable with facility for changing records automatically.

Wow—less than 0.12% R.M.S. Flutter—less than 0.05% R.M.S.

Fitted with latest type of balanced transcription arm which incorporates a calibrated stylus pressure adjustment. Plug-in pickup head.

12in. diameter loaded and balanced turntable suitable for use with all types of pickups including sensitive magnetic types.

Extremely sensitive automatic trip.

Easily adjustable clip-in spring suspensions from top of unit.

### THE TRANSCRIPTION UNIT WITH AUTOCHANGE



by\*

**Garrard**  
of course



THE GARRARD ENGINEERING  
AND MANUFACTURING CO LTD  
SWINDON WILTSHIRE



# TELE-RADIO (1943) LTD

189 EDGWARE ROAD, LONDON, W.2

Our only address • Few mins. from Marble Arch • Open all day Saturday  
Telephone: PAD 4455/6

- Immediate dispatch of goods available from stock.
- Carriage charged extra at cost.
- Goods sent to All parts of the World.

## LARGE STOCKISTS OF COMPONENTS & EQUIPMENT

by well-known Manufacturers including—

● A.B. METAL PRODUCTS	● DUBILIER	● ERIE
● AVO	● MORGANITE	● MULLARD
● BELLING-LEE	● PAINTON	● WELWYN
● BULGIN	● COLVERN	● T.C.C.
		● WESTINGHOUSE

## SWITCHES FOR MULLARD

TR2.	2 valve pre-amp. Selector .....	12/9
TR3.	3 valve pre-amp. Selector .....	12/9
TR4.	3 valve pre-amp. Low-pass Filter ...	10/9
TR5.	3 valve pre-amp. High-pass Filter...	8/4
TR6.	3 valve Tape amp. Record/Playback ...	16/6
TR7.	3 valve Tape amp. Equaliser .....	7/4
TR8.	Tape pre-amp. Record/Playback .....	16/6
TR9.	Tape pre-amp. Equaliser .....	7/4
TR10.	Stereo pre-amp. Selector .....	18/6
TR11.	Stereo pre-amp. Channel earthing...	9/6
TR12.	Stereo pre-amp. Stereo/Mono.....	9/6

Please add P. & P. 1/- per switch.

## SPECIAL OFFERS!

**GRAM/TAPE DECK MOTORS.** By famous maker. 200/250 v. 19/6 each. P. & P. 1/9.

**COLLARO "STUDIO" TAPE DECK.** Brand new in original maker's carton. 3 speeds, twin track, 7in. spools, press button controls. ONLY £12/10/0. P. & P. 4/6.

**B.B.C. BAND I, T.V. PRE-AMPLIFIER.** New and boxed with 6F12 valve. ONLY 15/6. (Less valve 4/6). P. & P. 1/6.

**PNEUMATIC LID STAY** with pressure adjuster. Heavy duty, 10/- complete. P. & P. 1/6.  
**"ROLA"** 7 x 4in. elliptical speaker. 3-5 ohms. ONLY 13/6. P. & P. 1/6.

**PARTRIDGE TRANSFORMERS** 110v. primary 250-0-250 60 mA. 6.3 v. 2 A. 5 v. 2 A. 21/-.

**CHOKE 50H.** 25 mA "C" are 7/6. P. & P. 1/6. (Gresham Transformers Ltd.).

**CHOKE 10H** 250 mA. Potted "C" Core. 25/-.

**CHOKE 20H** 50 mA. Potted, 15/-.

**CHOKE 16H** 120 mA. Potted "C" Core, 20/-.

**CHOKE 5H** 100 mA., Potted, 5/6.

**CHOKE 5H** 300 mA. Potted, 12/6.

**RECTIFIER** 300 v. 300 mA., 13/6.

## JASON CONSTRUCTIONAL KITS

Complete range in stock.

### STEEL METER CASES

4 x 4 x 4in. Sloping Front .....	10 6
5 x 5 x 8in. Sloping Front .....	16 0
6 x 6 x 12in. Sloping Front .....	£1 5 6
4 x 4 x 2½in. Rectangular .....	8 6
6 x 4 x 3in. Rectangular .....	10 0
8 x 6 x 3in. Rectangular .....	12 6
10 x 6 x 2½in. Rectangular .....	14 6
10 x 7 x 7in. Alum. Panel .....	£1 7 6
12 x 7 x 7in. with Alum. Panel ...	£1 14 0
14 x 7 x 7in. with Alum. Panel ...	£1 17 6
14 x 9 x 8in. with Alum. Panel ...	£2 7 6
16 x 9 x 8in. with Alum. Panel ...	£2 12 6
16 x 11 x 8in. with Alum. Panel ...	£2 17 6
19 x 8 x 11in. with Alum. Panel ...	£3 4 0
19 x 11 x 10in. with Alum. Panel ...	£3 6 0

ALSO FULL RANGE OF CHASSIS

Chassis and Case List Free on request.

### ROTARY WAFER SWITCHES

A.B. Metal and N.S.F. Made to order. Price list free on request.

## 'BELLING-LEE' COMPONENTS

Full range in stock including Unitors, Screenectors, etc. Send us details of your requirements.

For the Hi-Fi Enthusiast!

## OUR NEW DEMONSTRATION ROOM

will incorporate the latest High Fidelity equipment! Sincere advice and courteous service are just two reasons why Tele-Radio (1943) Ltd. is the choice of the High Fidelity enthusiast.

Stockists of ● Acoustical ● Decca  
 ● Ferrograph ● Garrard ● G.E.C.  
 ● Goodmans ● Jason ● Leak ● Rogers  
 ● Tannoy ● Vortexion ● Wharfedale, etc., etc.



Quartz Crystals of any shape and size cut and ground precisely to specification and coated, if required, with Gold, Silver or Aluminium, etc.

## BROOKES CRYSTALS LTD

Suppliers to Ministry of Supply, Home Office, B.B.C. etc.

LASSELL STREET, GREENWICH, S.E.10

Phone: Greenwich 1828

Grams : Xtals, London, S.E.10

Cables : Xtals, London

Valradio

## TRANSISTORISED DC CONVERTERS

HIGH EFFICIENCY—over 80%.  
 Up to 400 watts—800 watts intermittent.  
 MANUALLY CONTROLLED FREQUENCY 50 c/s-60 c/s-400 c/s.  
 REED TYPE 50 c/s FREQUENCY METER fitted to some models.  
 MARINE-AIRCRAFT-MOBILE use.  
 POLARITY REVERSAL PROTECTION.  
 PROVISION FOR REMOTE CONTROL.  
 SQUARE WAVE AND SINUSOIDAL.  
 Standard range available ex-stock for T.V., Fluorescent lighting, OSCILLOSCOPES, etc.  
 FROM 12V, 24V, 32V, 50 V.

Valradio



D.C. CONVERSION SPECIALISTS

## VALRADIO LIMITED

DEPT. W.W./C. BROWELLS LANE, FELTHAM, MIDDLESEX

Telephone: Feltham 4242.

Valradio and Stereosonoscope are the registered trade marks of Valradio Ltd.

# TWO NEW SUPERB BASS UNITS



## W15/RS

For many years Wharfedale 15in. units have set the standard for highest quality bass reproduction due to their low resonance and free suspension. The well known W15 now becomes available with the latest roll suspension, heat formed from resin impregnated cloth and damped with synthetic rubber. This gives improved linearity and minimum distortion at full volume. At the same time a pressure die cast chassis has been adopted giving improved rigidity.

The new W15/RS is suitable for use in enclosures down to 4 cu. ft. volume.

FITTED WITH  
LINEAR ROLL  
SUSPENSION

PRICE £17.10.0 TAX FREE

### SPECIFICATION

Fundamental Resonance 23-28 c/s  
 Frequency Range ..... 25-2,000 c/s  
 Flux Density ..... 13,500 gauss  
 Total Flux ..... 180,000 maxwells  
 1½ in. dia. Centre Pole, Copper Voice Coil  
 Impedance ..... 12-15 ohms only  
 Max. Input 25 watts (50 w. peak)

## W12/RS

A 12in. bass unit specially developed for use in small enclosures. Very good results are obtainable with cabinet volume down to 1½ cubic feet.

The W12/RS is fitted with a heavy soft fibre cone, which produces exceptionally smooth response, and latest type ceramic magnet. Excellent linearity is ensured by the use of roll surround and special corrugated centring device.



PRICE £10.10.0 TAX FREE

### SPECIFICATION

Fundamental Resonance 25-30 c/s  
 Frequency Range ..... 30-4,000 c/s  
 Flux Density ..... 14,000 gauss  
 Total Flux ..... 156,000 maxwells  
 1½ in. dia. Centre Pole, Copper Voice Coil  
 Impedance ..... 12-15 ohms only  
 Max. Input 15 watts (30 w. peak)

### OTHER RECENTLY INTRODUCED SPEAKERS WITH ROLL SUSPENSION INCLUDE TWO FULL RANGE 12" MODELS

#### RS/12/DD

Fundamental Resonance ..... 25-30 c/s  
 Frequency Range ..... 30 c/s-15 kc/s  
 Flux Density ..... 14,000 gauss  
 Total Flux ..... 156,000 maxwells  
 1½ in. dia. Centre pole, Aluminium Voice Coil  
 Impedance ..... 12-15 ohms only  
 Max. Input 15 watts (30 w. peak)

PRICE £11.10.0 TAX FREE

#### SUPER 12/RS/DD

Fundamental Resonance ..... 25-30 c/s  
 Frequency Range ..... 20 c/s-15 kc/s  
 Flux Density ..... 17,000 gauss  
 Total Flux ..... 190,000 maxwells  
 1½ in. dia. Centre Pole, Aluminium Voice Coil  
 Impedance ..... 12-15 ohms only  
 Max. Input 20 watts (40 w. peak)

PRICE £17.10.0 TAX FREE

DESCRIPTIVE LITERATURE AND CABINET CONSTRUCTION SHEET FREE ON REQUEST



IDLE BRADFORD YORKSHIRE

Telephone: Idle 1235/6

Telegrams: 'Wharfdel' Idle Bradford

**MAXI-Q**  
REGD.

**"THOUGH THE WORKING WEEK IS SHORTER WITH WAGES AND MATERIALS EVER MORE COSTLY"**

Thanks to you, our Customers who purchase in ever-increasing numbers, we are still able to offer the finest ever coil packs without increased prices.

**CP.3/370 pF and CP.3/500 pF.** These 3 waveband Coil Packs are available for use with either 370 pF or 500 pF tuning condensers. The coverages are: Long Wave 800-2,000 metres. Med. Wave 200-250 metres, Short Wave 16-50 metres. Designed for use with "MAXI-Q" glass scale type S2. Retail price of each unit 32/-, plus 10/8 P.T.—total 42/8.

**CP.3/G.** As above but with Gram. position, suitable for use with 500 pF tuning condenser, 39/- plus 13/- P.T.—total 52/-.

**CP.3/F.** This Coil Pack is for use with a 500 pF tuning condenser and covers the standard, Long, Med. and Short wavebands with the addition of the band 50/160 metres. This covers the Trawler band, Aeronautical and the 80 and 160 metre Amateur bands, 49/- plus 16/4 P.T., total 65/4.

**CP.3F/G.** As CP.3/F but with Gram. position, 57/- plus 19/- P.T., total 76/-.

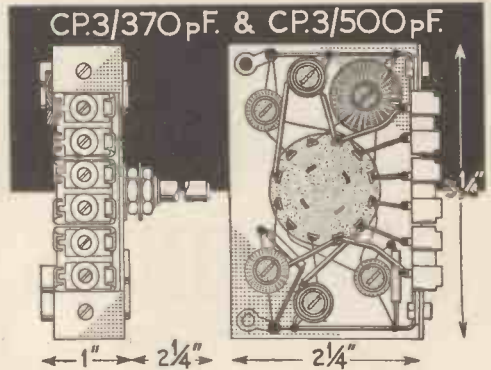
**CP.4/L and CP.4/M.** These compact 4-station Coil Packs are available for either 1 Long Wave and 3 Medium Wave Stations (CP.4/L) or 4 Medium Wave Stations (CP.4/M). They are fully wired and require only four connections for use with any standard frequency changer valve. 25/- plus 8/4 P.T., total 33/4.

**CP.4L/G and CP.4M/G.** As CP.4/L and CP.4/M but with provision for Gram. position, 31/- plus 10/4 P.T., total 41/4. See Technical Bulletin DTB.9 for details of all Coil Packs, 1/6.

*GENERAL CATALOGUE covering full range of components, send 1/4 in stamps or P.O. PLEASE SEND S.A.E. WITH ALL OTHER ENQUIRIES.*

**DENCO (CLACTON) LTD.** (Dept. W.W.), 357/9 Old Road, Clacton-on-Sea, Essex

STOP PRESS: TDO.3 Tape Oscillator Coil for Mullard 3 watt Tape Amplifier, 7/6 each.



163 Mains transformers for valve and contact-cooled rectifiers, audio output transformers and chokes and fully described in Gardners's new "S/M" Catalogue available on request.

Electrical characteristics, dimensions, weights, fixing centres and prices are fully described in this new publication which includes the latest additions to the Solent range (to BSS 2214 group 10/55) and the high performance but inexpensive "Mini-ford" range. Typical frequency response characteristics are also given.

Your copy of Gardners "S/M"

Catalogue can be obtained now by writing to

GARDNERS RADIO LTD., SOMERFORD, CHRISTCHURCH, Hants.

**Gardners**

telephone Christchurch 1734

# 'ENGLISH ELECTRIC' announce the first

# HIGH VACUUM VARIABLE CAPACITORS



## developed and manufactured in Britain

The range comprises five types for operation in high voltage r.f. circuits and all are tunable over an approximately linear capacitance range. High vacuum variable capacitors offer outstanding advantages over conventional air dielectric counterparts :—

- \* Compactness relative to high capacitance and operating voltage.
- \* Low self inductance and stray capacitance.
- \* No electrostatic dust precipitation on plates.
- \* Easily demountable.

Full information on the present range is available from the address below:

Further types will be added to meet future requirements.

## 'ENGLISH ELECTRIC'

E.E.V. type	Approx linear capacitance range (pF)	Shaft turns in linear capacitance range	Max peak r.f. voltage (kV)	Max r.f. current (r.m.s.) (A)	Max length (in)	Max dia. (in)
U30/15	5—30	10.4	15	10*	6.5	2.13
U50/15	8—50	10.4	15	15*	6.5	2.75
U80/15	16—80	10.4	15	20*	6.5	3.30
U200/8	5.5—206	17	8	20†	9.5	2.49
U200/10	5.5—206	17	10	20†	9.5	3.50

\* Up to 30 Mc/s

† Up to 20 Mc/s

**ENGLISH ELECTRIC VALVE COMPANY LIMITED**

AGENTS THROUGHOUT THE WORLD

Chelmsford, England. Telephone: Chelmsford 3491



a comprehensive reference book

**RADIO DESIGNER'S HANDBOOK**

Editor: F. Langford-Smith, B.Sc., B.E. Senior Member, I.R.E. (U.S.A.), A.M.I.E. (Aust.).

The work of 10 authors and 23 collaborating engineers, this comprehensive reference book contains a vast amount of data in a readily accessible form. The book is intended especially for those interested in the design and application of radio receivers and audio amplifiers. Television, radio transmissions and industrial electronics have been excluded in order to limit the work to a reasonable size.

55s. net by post 57s. 3d. 1,522 pp. Fourth edition

other valuable books published for "Wireless World"

**Microwave Data Tables**

A. E. Booth, M.I.R.E., Graduate I.E.E.

An accurate and labour-saving aid for computations involving basic microwave quantities which occur continually in design and development work on waveguides and similar transmission lines.

27s. 6d. net by post 28s. 8d- 61 pp.

**Radio Data Charts 5th edition**

R. T. Beatty, M.A., B.E., D.Sc. Revised by J. McG.

Sowerby, B.A., A.M.I.E.E.

A series of abacs providing graphical aid to most of the calculations required in receiver design.

10s. 6d. net by post 11s. 6d. 93pp. 43 abacs

from leading booksellers

published for WIRELESS WORLD by

**ILIFFE Books Ltd.**

DORSET HOUSE

STAMFORD STREET

LONDON

S.E.1

**COIL WINDING**

High quality coil winding carried out for transformers, chokes, telephone equipment and relays. Quantity production a speciality.

Vacuum impregnation with solventless varnish to RCS 214 where required.


Contractors to the Admiralty, Air Ministry, Ministry of Supply, G.P.O. and Electricity Boards.

A.I.D. and A.R.B. approved.

**FRASER SPELLER TRANSFORMERS LTD.**

Sydenham Road, London, S.E.26  
Telephone: Sydenham 8818/9

**PARKERS SHEET METAL FOLDING MACHINE HEAVY VICE**



MODELS With Bevelled Former Bars

Carr. free

- No. 1. Capacity 18 gauge mild steel x 36in. wide ..... £8 10 0
  - No. 2. Capacity 18 gauge mild steel x 24in. wide ..... £5 5 6
  - No. 3. Capacity 16 gauge mild steel x 18in. wide ..... £5 5 6
- Also new Bench Model, capacity 36 in. wide x 18 gauge mild steel. Weight approx. 2 cwt. £17.15.0—Carr. Free.
- End folding attachments for Radio Chassis, Tray and Box Making for 36in. model, 3/6 per ft. Other models 2/-. The two smaller models will form flanges. As supplied to Government Departments, Universities, Hospitals: One year's guarantee. Money refunded if not satisfied. Send for details.

A. B. PARKER, Wheatcroft Works, Wellington Street, Batley, Yorks. Tel. 426.

100 v Lins or  
1, 4, 16 Ω Outputs



25 WT. VERSION  
25 GNS.

**AMPERIAL**

BRITAIN'S MOST VERSATILE TOP QUALITY AMPLIFIER

Public Address Engineers' answer to  
QUALITY AND RELIABILITY

40 Watts 8 Valve

3 entirely separate inputs (individual EF86's) for two microphones and gram, tape or tuner

All inputs fully mixing, tone control on gram.

**E. K. ELECTRONICS,** Brotherton, Knottingley, Yorks.

MODEL 5G-5"



MODEL 6G-6½"



MODEL 58C-8"x5"



MODEL 8C-8"



# POPULAR REPLACEMENT SPEAKERS

For the guidance of the trade and public we publish below a list of the most popular ELAC replacement loudspeakers.

We have made this selection from our wide range of speakers as they cover practically all the requirements of the replacement trade.

The new prices are now operative.

## POPULAR REPLACEMENT MODELS

Type	Ref	Flux	Retail Price	Purchase Tax
5in.	5G	6500 g	20/6	6/7
6½in.	6G	6500 g	21/6	6/11
7 x 4in.	47G	6500 g	20/6	6/7
7 x 3in.	37G	6500 g	20/6	6/7
8 x 3in.	38G	6500 g	20/6	6/7
8 x 5in.	58C	8500 g	24/6	7/10
8in.	8C	7000 g	25/6	8/2

*All loudspeakers have Standard 3 Ohm impedance. Higher impedances can be supplied at an extra cost of 3/- plus 1/- Purchase Tax.*

*Please write for leaflets and further details.*




**ELECTRO ACOUSTIC INDUSTRIES LIMITED**

Stamford Works, Broad Lane, Tottenham, N.15

Tel: TOTtenham 0505

**FULLY TYPE APPROVED**  
TO A.I.D., A.R.B., & ADMIRALTY


*Still* **THE MOST RELIABLE**  
**K 3,000 type RELAY**



**"PLUG-IN"**

**3,000 type RELAY**

with **TRANSPARENT DUST COVER**  
and **PLUG-IN BASE**  
as used exclusively in  
**BERKELEY POWER STATION**



**NOW SUPPLIED AS FOLLOWS:—**

- 6 CHANGE-OVERS LIGHT DUTY
- 6 MAKES OR 6 BREAKS HEAVY DUTY
- 2 CHANGE-OVERS HEAVY DUTY AND
- 2 CHANGE-OVERS LIGHT DUTY
- TRANSISTORISED TO OPERATE AS LOW AS 3 MICRO-AMPS
- A.C. OPERATION FOR: 6 V. 12 V. 50 V. 110 V. AND 250 V. A.C.
- DOUBLE WOUND COILS
- P.T.F.E. INSULATION
- OPERATE AND DELAY UP TO 5 SECONDS

**A.D.S. RELAYS LTD**  
89-97, ST. JOHN STREET, CLERKENWELL, E.C.1

Telephone: CLERKENWELL 3393/4/5

*Precision*

**miniature**  
**soldering iron**

For mains or low voltage

6, 12, 24, 28, 50, 110,  
200, 220, 240v.

Sharp, strictly controlled heat for fast and safe soldering of transistors, printed circuits. —

Easily interchangeable bits in 6 sizes slide on and off stainless steel shaft, with element inside for highest efficiency.

Bits are of hard-wearing alloy, heavily nickel-plated and split to prevent sticking to shaft.

List prices 25/- (up to 50 v.) 29/6 mains volt. Ask for leaflet and list of stockists.




**A · N · T · E · X**

**7-8 IDOL LANE LONDON EC3**

Tel: MANSION House 2716



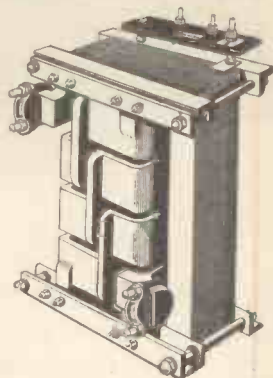
## TRANSFORMERS



2 V	200 A	£8
5 V	80 A	£8
4 V	100 A	£8
12 V	15 A	£4
60 V	40 A	£25
110 V	4 A	£9
18 V	30 A	£9
6 V	100 A	£12
24 V	30 A	£12
30 V	25 A	£14
30 V	40 A	£13
55 V	15 A	£12
5 V	150 A	£16
110 V	10 A	£13
40 V	25 A	£14
5 V	300 A	£20
6-12 V	50 A	£8
12 V	60 A	£12
12 V	100 A	£16
50 V	60 A	£27
10-20-30 V	100 A	£28
110 V centre tapped	25 A	£24
6-12-18-24-30 V	12 A	£8


All for 240 V Input. Other Supply Voltages as Required. CONTINUOUS RATING. Short Rating Transformers also available.

5 V	7,000 A	£110
4 V	6,000 A	£94
8 V	3,000 A	£80
3 V	4,000 A	£61
10 V	700 A	£47
10 V	1,000 A	£64
10 V	500 A	£38
10 V	300 A	£30
12 V	1,500 A	£70
20 V	3,000 A	£129
20 V	4,000 A	£130
50 V	600 A	£80
6 V	300 A	£25
5 V	500 A	£31
2 V	2,000 A	£34
27 V	8,000 A	£225
100 V	700 A	£136



OTHER TRANSFORMERS UP TO 1,000 KVA WITH VERY SHORT DELIVERIES


## TRANSDUCTORS SATURABLE REACTORS



Saturable Reactors for controlling AC loads from .5kVA to 300kVA. Available for all standard AC supply voltages, single-phase and 3-phase. Standard DC control volts: 12, 24, 36, 110 and 240 V.

## THREE-PHASE TRANSFORMERS

Input 400/440 V.  
 40 V 50 A 3-phase £40  
 230 V 50 A 3-phase £78  
 110 V 100 A 3-phase £90  
 4 V 5,000 A 3-phase £130  
 These and other Transformers can be supplied for 3-phase, 6-phase and 12-phase Rectifiers



## VOLTMOBILE VOLTAGE SELECTOR AUTO-TRANSFORMERS

Range: From 1.6% to 100% of Supply Volts in 64 steps of 1.6%. ON LOAD SWITCHING.

VOLTMOBILES can be used by themselves or in the primary of another transformer to give very fine changes of output.

Output	250 V. Single-Phase	440 V. Single-Phase	440 V. Three-Phase
30 A	£40	—	£101
60 A	£70	£82	£139
100 A	£99	£116	£171

25% OVER-VOLTS AVAILABLE AS EXTRA

## D-C MOBILE RECTIFIER SETS

For 240 V. AC. The larger outputs are available for 3-phase supply. Full load DC Volts and Amps are stated. Prices are without Meters and Regulators.

6 V	15 A	£14	36 V	10 A	£26
6 V	50 A	£47	36 V	20 A	£32
6 V	100 A	£66	36 V	40 A	£42
12 V	10 A	£15	36 V	60 A	£55
12 V	20 A	£22	110 V	5 A	£44
12 V	30 A	£28	110 V	10 A	£54
12 V	60 A	£45	110 V	15 A	£68
12 V	105 A	£62	110 V	20 A	£80
12 V	210 A	£83	110 V	25 A	£90
12 V	1,000 A	£185	220 V	130 mA	£15
24 V	12 A	£23	250 V	6 A	£49
24 V	20 A	£27	250 V	10 A	£70
24 V	30 A	£33	250 V	15 A	£89
24 V	60 A	£41	250 V	20 A	£110
24 V	105 A	£70	1,200 V	225 mA	£30
24 V	200 A	£86			
24 V	750 A	£262			



Built in to order—Ammeters—Voltmeters—Rheostats—Stabilising Circuits—Smoothing Circuits—Variacs

CARRIAGE EXTRA on all units. SPECIFIC ENQUIRIES are invited for Transformers and Rectifiers. We specialize in HEAVY CURRENT EQUIPMENT.

**HARMSWORTH, TOWNLEY & CO.**  
 2 JORDAN STREET, MANCHESTER 15, CENTRAL 5069

# LINEAR

## MODEL L10 HIGH FIDELITY 10 WATT AMPLIFIER

WITH SEPARATE PRE-AMPLIFIER

Supplied complete only (i.e. Main Amplifier and Pre-amp.) **15** Retail Price **GNS.**

Size of main amplifier 9in. x 7in. x 5in., Pre-amp 11in x 4½in x 2½in Front Plate 12in x 3½in Stoved Gold hammered finished chassis Front Plate Polychromatic Gold. Weight of main amplifier 10lb Pre-amp. 3lb. For 50/60 c.p.s. A.C. mains 200-230-250 v. or to order for export.

The Following Outstanding Test Figures include Pre-amplifier.

**Sensitivity (for 10 watts)**

- L.P. 25 m.v.
- 78 r.p.m. 20 m.v.
- Radio, 35 m.v.
- Microphone, 2.5 m.v.

**Input Impedance**

All inputs 500k. Plus 10pfd.

**Frequency Response**

±2 d.b. 30-25,000 c.p.s.

**Power Consumption**

90 watts.

**Maximum Power Output**

In excess of 12 watts.

**Negative Feedback**

Total 32 d.b.

**HARMONIC DISTORTION**  
(Inc. Pre-amplifier)

0.09% measured at 10 watts.

**Damping Factor 35**

**Bass Control**

+9 d.b. to -9 d.b.

at 50 c.p.s.

**Treble Control**

+9 d.b. to -9 d.b.

at 12,000 c.p.s.

**Hum Level**

-70 d.b.

**Filter**

-7 d.b. at 9 Kc/s.

-10 d.b. at -5 Kc/s.

For **HIGH SENSITIVITY!**  
**HIGHEST FIDELITY!**  
**MAXIMUM RELIABILITY!**  
**REASONABLE COST!**

Also Available



### The L45. Compact High Quality 4-5 watt amplifier

Size approx. 7-5-5½in. high. Sensitivity is 28 millivolts so that the input socket can be used for either microphone or gram., tape, radio tuner, etc. B.V.A. valves used are: ECC83, EL84, EZ80. Controls are: Vol., Treble and Bass with mains switch. The Tone controls provide full compensation for long playing records. Output matching for 3 ohm loudspeaker. Retail price £5/19/6.

**THE LT54 TAPE DECK AMPLIFIER.** A complete unit (power pack and oscillator incorporated) ready for connection to A.C. mains. 3 ohm loudspeaker and practically any make of deck. Negative feedback equalization adjustment by multi-position switch for 1½, 3½ and 7½ per sec. Retail price 12 gns.

**DIATONIC 10-14 WATT.** High Fidelity amplifier with integral pre-amplifier. Retail 12 gns.

**CONCORD 30 WATT.** Hi-Fi amplifier with two separately controlled inputs. Retail 16 gns.

**L50 50 WATT AMPLIFIER.** Size approx. 14 x 10 x 8in. Sensitivity 25 m.v. Outputs for 3 and 15 ohm speakers. Retail price 22 gns.

**L5/5 STEREOPHONIC AMPLIFIER.** Sensitivity 10 m.v. Output 5 watts on each channel. Retail 12 gns.

**MULLARD VALVES:**  
EF86 (1); ECC83(2); EL84(2); EZ81 (1).

**OUTPUT MATCHINGS**  
For 3 ohm and 15 ohm L/Speakers from high grade sectionally wound output transformer.

**RESERVE POWER SUPPLY** (for Radio Tuner) 300 v. 30 m.a. smoothed and 6.3 v. 1.5 a. at 4-pin socket.

TRADE AND EXPORT ENQUIRIES TO:

**LINEAR PRODUCTS LTD.**

**ELECTRON WORKS, ARMLEY, LEEDS.**

Tel.: Leeds 63-0126 (3 lines)

## EDDYSTONE COMMUNICATION RECEIVERS



Model 840A illustrated

### HIRE PURCHASE TERMS

Model No.	Cash Price	Deposit	12 Monthly Payments	24 Monthly Payments
870	£33	£6/12/-	£2/6/8	£1/5/4
840	£55	£11	£3/18/10	£2/2/2
888A	£110	£22	£7/17/8	£4/4/4
680X	£140	£28	£10/0/8	£5/7/4

Carriage paid per passenger train.

The fabulous Model 880. Probably the world's most powerful production model receiver, 21 valves, complete coverage, 500 Kc/s. to 30.6 Mc/s. 30 ranges. Price on application.

These sets are the choice of the discerning professional and amateur users. Descriptive literature gladly forwarded.




The **Eddystone Specialists**

**RADIO SERVICES LTD.**

49/51 COUNTRY ROAD, LIVERPOOL, 4  
Telephone: AINTREE 1445 ESTAB. 1935

## A New addition to the P.O.3000 TYPE RANGE

THE "REMANENCE RELAY"



This is a 3000 type relay capable of latching in the energised position after the supply is removed, until a suitable releasing current is applied in the opposite direction. This releasing current is controlled by two methods:—

1. With a single coil, by reducing the operating current in reverse.
2. With a double coil, via a pair of contacts employed on the relay to energise the second coil.

- Quotations by return of post.
- Prototypes within 48 hours.

Information on any contact arrangement to be employed can be obtained on application.

## NOW APPROVED Ministry of Aviation E. I. D.

- RELAYS Type 600 ● Polarised ● A.C. Relays ● High Speed ● Uniselectors ● Latching Relays ● Magnetic Counters ● Miniature Sealed Relays. Available from stock or supplied to specification.

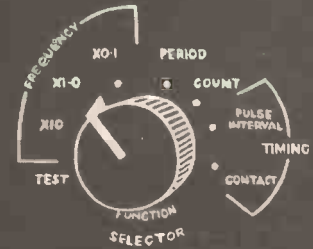
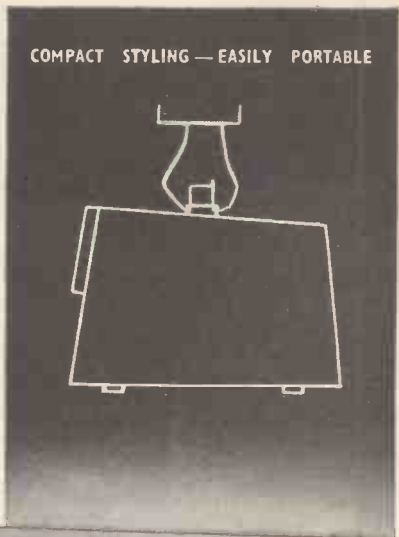
*Jack Davis (Relays) Ltd.*  
(DEPT. W) TUDOR PLACE, LONDON, W.1  
TELEPHONES: MUSEUM 7960 LANGHAM 4821

# 1 Mc/s Counter with In-line Readout for less than £350

New techniques enable Venner to offer a transistorized frequency and time measuring equipment with in-line readout at a lower cost than ever before.

*The treble-3-six is proof that Venner gives a high technical performance AND versatility at low cost.*

- \* Frequency measurement to 1 Mc/s.
- \* Multi-period measurement over 1 to  $10^7$  cycles.      TYPE T.S.A 3336
- \* Oven-controlled crystal.
- \* Six digit display.
- \* Sampling times 0.1, 1.0 and 10 sec.
- \* Gated random pulse counting.
- \* Mains or battery operation.
- \* Light, compact and portable.
- \* Venner proved performance packaged circuits throughout.



CLEAR READING MODERN STYLED KNOBS




VENNER ELECTRONICS LIMITED  
Kingston By-Pass, New Malden, Surrey. MALden 2442

## ARDEnte



## miniature transformers

Wide range of standard specifications plus a design service to customers requirements. Available for printed circuits, potted, screened, and with a variety of finishes.



## miniature potentiometers

Range of edge-operated potentiometers with or without internal switches. Wide range of resistance values and with linear semilog. and log. laws.



## MINIATURE ELECTRONIC COMPONENTS

Full technical data on all products upon request.

We manufacture a wide range of miniature electronic components, including switches, transformers, potentiometers, fixed resistors, electronic sub-assemblies, etc.



## miniature electronic sub-assemblies

Sub-miniature transistor amplifiers with a component density of 300 per cubic inch.

## miniature switches

Unique range of miniature rotary multi-purpose switches. Available with Ministry Departmental type approval.



Switch kits available.

## ARDEnte

ARDEnte ACOUSTIC LABORATORIES LTD  
8-12 Minerva Road • North Acton • NW10

Tel: ELGAR 3923

MINIATURE COMPONENTS

ONE OF THE EMI GROUP OF COMPANIES

## Grampian DP4



brings out the best in any recorder

Even the most expensive recorder will only give its best performance if a good quality, reliable microphone is used.

In the DP4, with a uniform wide frequency response from 50 c/s to 15,000 c/s, Grampian have developed an outstanding, moderately priced instrument which will please the most exacting recordist.

The DP4 is equally suitable for Public Address, Broadcasting, Call Systems, etc.

## OUTPUT LEVELS

DP4/L, low impedance 25 ohms 86 dB below 1 volt/dyne/Cm<sup>2</sup>.

DP4/M, medium impedance 600 ohms 70 dB below 1 volt/dyne/Cm<sup>2</sup>.

DP4/H, high impedance 50,000 ohms 52 dB below 1 volt/dyne/Cm<sup>2</sup>.

Retail Price: DP4/L complete with connector and 18ft. screened lead, £7/11. (Medium or High Impedance models, £1 extra).

A complete range of stands, swivel holders, etc., is available also.

A matching Unit (Type G7) can be supplied for adapting the microphone for a Recorder having a different input impedance, or when a long lead is required. Retail Price £3/5/-.

Write or telephone for illustrated literature.

**GRAMPIAN REPRODUCERS LTD.**  
Hanworth Trading Estate, Feltham, Middlesex. FELtham 2657

## AT LAST, FOR ONLY £1.2.6

INCLUDING POST & PACKING

A really efficient Fan for use in Electronic Equipment




This is what the Electronics world has been waiting for! At extremely low cost air-stirring and extraction can be easily achieved.

Also in production we have Low-Speed Motors from 8 r.p.m. to 40 r.p.m. Price and further details on application to:

**KENURE, HOLT & CO. LTD.**  
BOYN VALLEY RD., MAIDENHEAD, BERKSHIRE

Telephone: Maidenhead 5331-2

WE ALSO HAVE SUB-CONTRACT FACILITIES FOR ELECTRONIC WIRING AND ARE FULLY A.I.D. APPROVED



M O N Z A

*Both you and the racing driver would agree that  
all circuits have their own characteristics and  
problems . . . . .*

but for you, when selecting a valve for all round  
optimum performance . . . . .  
better make it BRIMAR

BRIMAR LIMITED · FOOTSCRAY · SIDCUP · KENT · FOOTSCRAY 3333





Variable 3-speed motor. For 33 $\frac{1}{3}$ , 45 and 78 r.p.m. Stroboscope fitted with internal light source. Synchronous motor dynamically balanced and resiliently mounted. Mechanical speed change giving 4% variation on all speeds. £20/10/- plus £7/6/1 P.T.



**FOR STEREO OR MONAURAL**



Stereo Pickup Type CS1. Pickup arm fitted with integral lifting device, employs miniature ceramic units, frequency range 20-16,000 c.p.s., output 20 mV. with channel separation of 20-25 dBs. Downward pressure 3 $\frac{1}{2}$ -4 grams. Diamond stylus. Will accept Mark II monaural heads. Pickup (complete as illustrated) £9/15/- plus £3/4/10 P.T. Pickup Head £6 plus £1/19/11 P.T. Pickup Arm £3/15/- plus £1/4/11 P.T.

Send for **FREE** leaflets.

Also Available

A new styled 2-speed motor stereo amplifier and preamplifier, speaker enclosure and matching console.

**A R SUGDEN & CO(ENGINEERS) LTD.**

**MARKET STREET, BRIGHOUSE**

**A.C. SOLENOID TYPE SBM/T**

NOW FITTED WITH STAINLESS STEEL GUIDES—SIX TIMES THE LIFE



Continuous 3 $\frac{3}{4}$  lbs. at 1". Instantaneous at 16 lbs. Smaller sizes available. Also — transformers to 7kVA 3 phase.

**R. A. WEBBER LTD.**

KNAPPS LANE, PLAYHILL, BRISTOL 5. PHONE 65-7228/9


"SEE THE POINT"  
of your Stylus with the "Q-MAX"  
**"STYLOVUE"**

The "Stylovue" is a device for projecting a magnified shadow of your stylus on to a screen, enabling you to see whether your stylus is worn and needs replacing, which cannot be detected by the naked eye.

**27/6**

Batteries 9d. extra.

Pat. app. for.



Fully illustrated CATALOGUE 6d. Post Free

**BERRY'S**  
RADIO

25 HIGH HOLBORN, LONDON, W.C.1  
Tel.: HOLborn 6231/2



... with Trigger-Action Spring-Loaded Clips

PRESS TRIGGER TO OPEN  
RELEASE TO GRIP

**For Safety's Sake use AVO Prodclips**

Patent No. 748811

Safety first every time with these patented spring-loaded AVO prodclips.

Cleverly designed for use as insulated prods, they are invaluable for reaching and holding test points which are difficult of access.

Suitable for use with AvoMeter, Multiminator and Avo Electronic Test Meter Leads.

Post Free 15/- per pair

**AVO LTD** AVOCET HOUSE . 92-96 VAUXHALL BRIDGE ROAD, LONDON, S.W.1

VIctoria 3404 (12 lines)  
A MEMBER OF THE METAL INDUSTRIES GROUP OF COMPANIES



# new ILIFFE books

## on television, radio and electronics

### Principles of Semiconductors

Introduction to the properties and applications of semiconducting materials

M. G. SCROGGIE, B.Sc., M.I.E.E.

The author, whose book "Foundations of Wireless" has sold over 190,000 copies, here deals with semiconductors and dispels the mysteries which have surrounded this apparently complicated subject. Written in a style that makes for easy reading, the book provides a straightforward introduction to this increasingly important subject.

21s. net by post 22s. 156 pp. inc. 115 diagrams and 12 pp. plates

### Radio Valve Data 7th Edition

Characteristics of 4,800 valves, transistors, rectifiers and cathode ray tubes

Compiled by WIRELESS WORLD

This new edition has been completely revised, re-indexed and brought up to date to incorporate the characteristics of the latest types of valves and cathode ray tubes with particular emphasis on semiconductors. Includes obsolete and current types and a comprehensive table of equivalents. Drawings of valve base connections are given and referred to in the index as well as the main tables.

6s. net by post 6s. 10d. About 160 pp.

### Principles of Transistor Circuits 2nd Edition

Introduction to the design of amplifiers, receivers and other circuits

S. W. AMOS, B.Sc. (HONS.), A.M.I.E.E.

Completely revised and enlarged edition of a recent book that quickly became popular. The first two chapters, which have been completely re-written, deal with the basic properties of transistors, but the main emphasis of the book is on circuit design.

21s. net by post 22s. 210 pp. 125 diagrams

### Television Receiver Servicing 2nd Edition

Volume I. Time base circuits.

E. A. W. SPREADBURY, M.Brit.I.R.E.

Covers all the faults that can occur in time base circuits or in other parts of a television receiver affected by their operation. Explains all the complexities in simple, readable language, describes the numerous varieties of circuits used in past and present receivers and shows how faults can best be traced.

25s. net by post 26s. 5d. 362 pp. illustrated



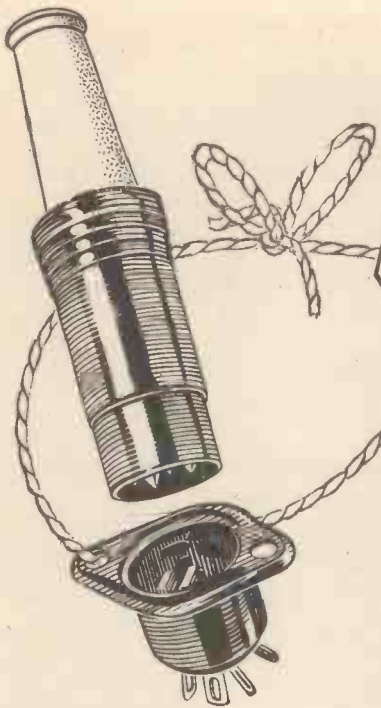
obtainable from  
leading booksellers

published for WIRELESS WORLD and  
WIRELESS & ELECTRICAL TRADER  
by

**ILIFFE Books Ltd.**

DORSET HOUSE

STAMFORD STREET, LONDON, S.E.1



# McMURDO

## A.F. CONNECTORS FOR AMPLIFIERS AND TAPE-RECORDERS

**SCREENED 2, 3 AND 4 PIN CONNECTORS  
WITH MUTING SWITCH**

TRP 1    TRS 1    3 PIN    UNSWITCHED

TRP 2    TRS 2    2 PIN    SWITCHED SOCKET

TRP 3

**SPECIAL 4 PIN PLUG FOR TRS 2  
SOCKET PROVIDING EXTERNAL  
CONNECTION TO MUTING SWITCH**

Send for technical information to:—

**McMURDO INSTRUMENT CO LTD · ASHTEAD · SURREY · TEL: ASHTEAD 3401**

61 JHS 6181

## TRANSFORMERS FOR

*New Industrial Projects*

*that work to specification*

**First Time**

provide a sound and satisfactory economy.

They can be obtained from: **R. F. GILSON LTD.**

who provide a first class service to manufacturers  
in prototype design and small or medium scale  
production of transformers and chokes for

**Communications**

**Electronics**

**Instrumentation**

**Automation**

**Research**

**Etc. Etc.**



If Transformers are your problem

Let **R. F. GILSON LTD.** Solve it  
11a St. Georges Road, Wimbledon, S.W.19. WIM 5695



OF BOOKS by **G. A. BRIGGS**  
all readable and  
entertaining

★ **A to Z in AUDIO**

224 pages 160 illustrations

15/6 (10/6 post free)

★ **STEREO HANDBOOK**

146 pages 88 illustrations

10/6 (11/6 post free)

★ **LOUDSPEAKERS 5th Ed.**

336 pages 230 illustrations

19/6 (20/9 post free)

**SOUND REPRODUCTION 3rd Ed.**

368 pages 315 illustrations

17/6 (18/6 post free)

**PIANOS, PIANISTS & SONICS**

190 pages 102 illustrations

10/6 (11/6 post free)

★ With R. E. COOKE, B.Sc.(Eng.) as *Technical Editor.*

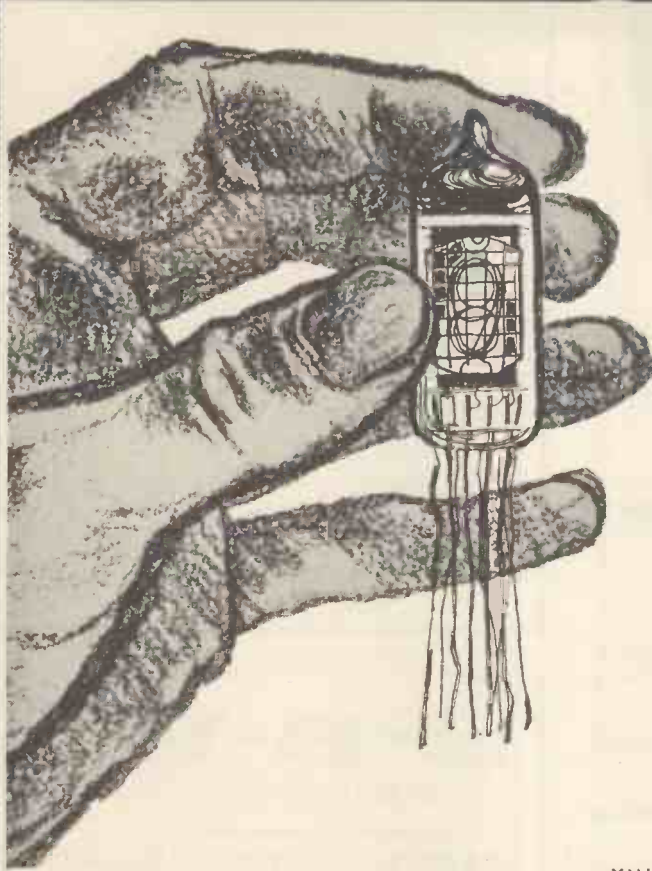
*The above books are sold by many radio dealers and bookshops. In case of difficulty direct from*

**Wharfedale**  
WIRELESS WORKS LTD

**IDLE  
BRADFORD  
Yorkshire**  
Telephone:  
Idle 1235/6  
Grams: 'Wharfedel'  
Idle Bradford



# HIVAC NUMICATOR



XN1.



## miniature, in-line, digital display tube

\* Miniature *side viewing* tubes for the most compact numerical presentation. Flying lead connections for maximum convenience and reliability.

\* Available with numerals from 0 to 9. Fractions, plus and minus signs and special symbols are also possible.

\* All digits appear *in the same position*, as seen from the front. Numicators accordingly offer the very great advantage of in-line display.

\* Hivac Numicators have all the normal advantages of neon indicator lamps—low consumption, low temperature operation, and freedom from risk of sudden failure.

*Our specialised experience in the design and manufacture of cold cathode tubes and neon indicators ensures the high quality, consistency and long operating life of Hivac Numicators. They can be operated in a variety of ways: from cold cathode tubes or from mechanical and electromechanical switches.*

## HIVAC LIMITED

STONEFIELD WAY • SOUTH RUISLIP • MIDDLESEX • Telephone: VIKING 1288


A member of the A.T. & E. Group

# Garrard

are making  
under licence  
the famous  
**AMERICAN**

INTERNATIONAL T.R. SERIES WHICH ALREADY  
BEING USED IN VAST QUANTITIES IN  
AMERICA AND OTHER COUNTRIES

## I·E·R·C HEAT DISSIPATING VALVE SHIELDS



- International T.R. Series Shields reduce bare-bulb temperatures by 15% to 25%.
- International T.R. Series Shields eliminate vibration.
- International T.R. Series Shields fit standard sockets.
- International T.R. Series Shields are available in various sizes.

Full Technical information  
is available on request.

Joint service numbers  
have been allocated.



**GARRARD**

ENGINEERING AND MANUFACTURING CO. LTD.

Special Products Division,

23, Westminster Palace Gdns., Artillery Row, London, S.W.1

## M. R. SUPPLIES, LTD.

(Established 1935)

We offer only first-class material at the most attractive prices and with prompt delivery. Satisfaction assured. Prices nett.

**CAPACITOR/INDUCTION MOTORS (B.T.H. and G.E.C.)** 1/10th H.P., 2,850 r.p.m., 220/250 v. A.C. Length of body 6in., dia. 3 1/4in., shaft proj. 1 1/2in. Foot mounted. With condenser 5/8 (despatch 2/6). Exceptionally fine offer.

**SMALL GEARED MOTORS.** In addition to our well-known range we can now offer smaller open type S.P. units, 200/250 v. A.C., final speed either 6 or 12 r.p.m. (torque approx. 6 lb./in.). Size: 5in. long by 2 1/2in. by 1 1/4in. with 1 1/2in. shaft proj. Suitable for display work and many industrial purposes. Either speed, only 69/8 (despatch 2/-). Our new nett List GM/381 giving details of a very large range of speeds and torques is now available. Copy sent on request.

**EXTRACTOR FANS.** New miniature model complete with outside cowling and indoor shutter, circular motor housing only 4 1/4in. diameter. Easily mounted in small window pane. Silent induction motor, 200/250 v. A.C. (no interference), 3,500 c.w.f. hour. Mounting instructions with each. Remarkable offer, 59/8 (despatch 3/6). We still supply our well-known 6in. (£4/12/6), 8in. (£5/5/-) and 10in. (£5/12/6) Extractors (des. any one 3/-). Details on request.

**SYNCHRONOUS TIMER MOTORS (Sangamo).** 200/250 v. 50 c/s. Self-starting. 2in. dia. by 1 1/4in. deep. 1 r.p.m., 1 r.p.h. and 12 r.p.h. Any one 37/8 (des. 1/-). Also high-torque model (G.E.C.) 6 r.p.m. 57/8 (des. 1/-). These are suitable for display turntables.

**MINIATURE COOLING FANS.** (200/250 v. A.C.) with open type induction motor. 3in. by 2 1/4in. by 1 1/4in. and 4in. 4-bladed metal impeller. Ideal for projector lamp cooling and convector heaters, etc., 28/8 (despatch 2/-).

**SYNCHRONOUS ELECTRIC CLOCK MOVEMENTS.** 200/250 v. 50 c/s. Fitted with spindles for hours, minutes and seconds hands. Self-starting, central hole fixing. Dia. 2 1/4in., depth behind dial only 1in. Very latest model. With dust cover, 29/8 (despatch 1/6). Sets of three hands to fit, in good style for 5/7in. dial, 2/8 set, or 8/10in. dial, 3/6 set.

**AIR BLOWERS.** Powered with BTH Cap./Ind. Motor, 230/250 v. A.C. Duty 190 OPM (free air) 90 CFM at 1.4in. W.G. Overall length 1 1/2in., height 8in., width 8in. Inlet 3/4in. dia. Outlet 3/4in. dia. Very efficient units, complete with condenser, brand new, 29/10/- (despatch U.K. 6/8).

**SYNCHRONOUS TIME SWITCHES.** (Sangamo) for accurate pre-set switching operations on 200/250 v. 50 c/s. Providing up to 3 on-off operations per 24 hours at any chosen times, with day-omitting device (use optional). Capacity 20 amps. Compactly housed 4in. dia., 3 1/2in. deep. With full instructions, 25/8/8 (despatch 2/6). Also Smith's Relyon Twin-circuit model 20-amp. switching, 27/8/- (des. 2/6).

**COMPLETE SEWING MACHINE MOTOR OUTLETS.** No better job obtainable any price. 200/250 v. A.C./D.C. Fitted latest radio/V. suppressors. Comprising motor with fixing bracket, foot control and switch, needle light with switch, belt, etc., and instructions for easy fixing to ANY machine. The complete outfit still 26/15/- (despatch 3/-).

**SYNCHRONOUS TIMERS** (by well-known British maker—brand new). Good news for those who applied too late for first supply—a limited new delivery now available 200/250 v. 50 c/s. Providing any "on" period between 5 mins. and 8 hours, switching "off" at the end of the set period. Made for electric cookers and suitable for many other purposes—tape recorders, immersion heaters, etc. Capacity 25 amps., fitted neon indicator. Housing 6in. sq. by 3 1/4in. £4/12/6 (despatch 3/-).

**M. R. SUPPLIES, Ltd., 68 New Oxford Street, London, W.C.1**

(Telephone: MUSEum 2958)

## S·B·W

(COLDHEADING) LTD.

CRAWLEY · SUSSEX · ENGLAND

Tel.: Crawley 1030

RIVETS · PINS ·  
STUDS

IN ALL METALS AND TYPES

Locate Hard to Get Tubes at Big Savings!  
**DIRECTORY and BUYERS' GUIDE**  
for American Electron Tubes  
GET YOUR COPY ABSOLUTELY FREE!

This brand new "Directory" covers almost every tube made by American manufacturers. Top name brands as well as specialized brands are included. Receiving, Television, and Special purpose tubes are listed by type numbers and low, low prices.

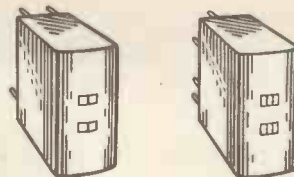
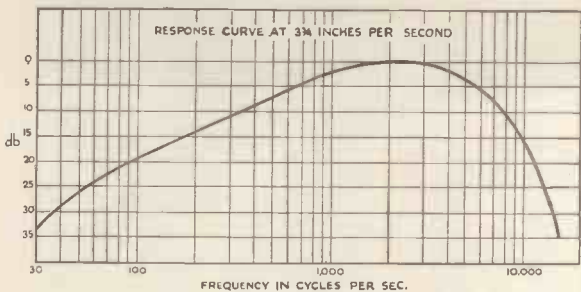
Send for your copy now, it's FREE and will  
Save You Money on Tubes.

**METROPOLITAN OVERSEAS SUPPLY CORPORATION**

1133 Broadway, New York 10, N.Y., U.S.A.  
Cable address: LECIMEX New York.

# FOUR-TRACK HEADS

8½ HOURS OF RECORDING ON A 7 INCH REEL OF TAPE



RECORD/PLAYBACK

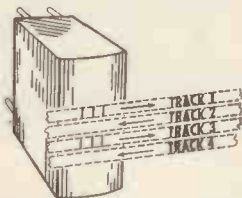
ERASE

ACTUAL SIZE OF HEAD

HEIGHT ½" DEPTH ½" WIDTH ½"

## TECHNICAL SPECIFICATIONS

PLEASE NOTE—Heads for the Four-Track Standard are themselves made to record on TWO Tracks, so that with the tape reversed (other way up) they record a total of Four Tracks (see Diagram)



Trade Export and Private enquiries invited

**P. A. MARRIOTT & CO. LTD.,**  
284A Water Road, ALPERTON, Middx.

Tel.: Wembley 7493

### RECORD/PLAYBACK HEADS

Track width	...	...	...	...	...	0.043 in.
Inductance	...	...	...	...	...	400mH at 1 Kc/s.
Gap	...	...	...	...	...	0.0001 in.
Bias Current	...	...	...	...	...	0.45-0.8mA.
Record Current	...	...	...	...	...	30-80µA.
Output	...	...	...	1.4-2.5mV.	(at 2 Kc/s. at 3½ in/sec.)	
Recorded Crosstalk	...	...	...	...	...	Better than -70 dB.
Playback Crosstalk	...	...	...	...	...	Not measurable

### ERASE HEADS

Track width	...	...	...	...	...	0.056 in.
Gap	...	...	...	...	Double Gap	each of 0.004 in.
Impedance	...	...	...	...	...	200Ω at 50 Kc/s.
Volts	...	...	...	...	...	10 V at 50 Kc/s.
Current	...	...	...	...	...	50-60 mA.

# Telcon Metals

## High Permeability Magnetic Alloys

These alloys cover a wide range of permeabilities, resistivities and saturation inductions. They all have low electrical losses and are widely used in electrical and electronic equipment. Typical applications include current transformer cores, magnetic screens, pulse and audio-frequency transformers, chokes, relay parts, transducers and saturable reactors, telephone diaphragms and small motors. Most Alloys are available in strip (6" wide ¼" thick down to 0.0005" thick) and wire (¼" dia. down to 0.0016" dia.). They are also available in sheet (18" wide and 5 ft. long) in bar of bright drawn finish, in forged section and in rod (6 ft. long and 1½" dia. down to ½" dia.).

### Summary of typical properties

Magnetic Properties	Supermumetal 50	Mumetal	Radiometal	Super Radlometal	Radiometal 36	R.2799
Initial Permeability	50 000	40 000	3 500	10 000	2 000	
Maximum Permeability	200 000	100 000	30 000	100 000	10 000	70 at 0°C 48 at 20°C
Saturation Ferric Induction (gauss)	8 000	8 000	16 000	16 000	12 000	3200. at 0°C 2200 at 20°C
Remanence, Brem, from saturation (gauss)	5 000	4 700	10 000	11 000	3 500	
Coercivity, Hc. (oersteds)	0.01	0.04	0.15	0.04	0.30	
Hysteresis loss at B sat (erg/cc/cycle)	13	38	1 000	400	450	
Curie Point (C)	390	390	500-550	500-550	280	60

Your enquiries are invited

**TELCON METALS LTD**

Manor Royal · Crawley · Sussex

Telephone: Crawley 1560

Telex 8748. Telegrams: Telcon, Crawley, Telex.

**H.R.C. Alloy.** A rectangular hysteresis loop alloy for Magnetic amplifiers and saturable reactors.  
Saturation induction: 15 600 gauss  
Retentivity: 15 600 gauss  
Coercivity: 0.13 Oe Hysteresis loss—  
650 ergs/cm<sup>2</sup>/cycle B<sub>max</sub>=15000


MEMBER OF THE **BICC** GROUP OF COMPANIES

## LEVELL R.C. OSCILLATORS

Generate stable sine waves from 1.5c/s to 150kc/s in 5 ranges. Accuracy  $\pm 3\%$  + 0.15c/s. Distortion  $< 0.1\%$  at 1kc/s,  $< 0.3\%$  from 50c/s to 15kc/s and  $< 1.5\%$  at 1.5c/s and 150kc/s. Output variable up to 2.5V into 600 ohms. Attenuator steps—20dB, -40dB and -60dB. Output level within 1% over whole range.

Type TG150  
(without meter)  
**£27**

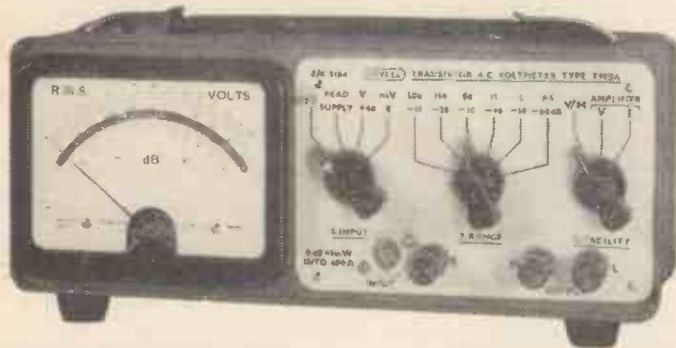
Type TG150M  
(illustrated)  
**£36**



## LEVELL A.C. MILLIVOLTMETER

Measures 50 $\mu$ V to 500V on 12 ranges from 1.5mV i.s.d. Response  $\pm 3$ dB from 6c/s to 250kc/s,  $\pm 0.1$ dB from 30c/s to 30kc/s. Input impedance 1.8M  $\Omega$  and 20pF on 1.5V to 500V and 0.5M $\Omega$  min. and 65pF max. on 1.5mV. Output for C.R.O. Gain up to 80dB available as amplifier with 2V output. Low noise level.


Type TM2A  
(below)  
**£36**



★  
Leaflets available on these instruments and  
**TRANSISTOR TESTERS**

★  
We export to all parts of the world.

★  
**LEVELL ELECTRONICS LTD.**  
10-12 ST. ALBANS ROAD, BARNET, HERTS.  
BARnet 5028



# ONE DB UNDER?

It can be L, but more likely not enough of it, — a real problem in these modern times when so much must go into so little space. We've been doing just that for so long now that we've actually got our smile back, in the soothing knowledge that Fortiphone transformers bring no cores for complaint.

*Can we cheer you up by telling you more about them?*



**FORTIPHONE**  
MINIATURE TRANSFORMERS

(Dept. T. 5) 124-126 DENMARK HILL, LONDON, S.E.5.



# DALY

## ELECTROLYTIC CAPACITORS

Daly have specialised in the manufacture of electrolytics for over 20 years. Recent developments in the lower working voltages associated with transistors have greatly increased the capacitance obtainable in a given physical size—over 30,000 microfarads are possible in a single unit. Daly are always ready to design for special requirements; they make aluminium electrolytics of all types.

DALY electrolytics for transistorised equipment ● for telecommunications ● for radio and television receivers ● for miniaturised equipment ● for pulse and storage circuits ● for capacitor start motors, etc.

*Send for descriptive leaflets!*

## DALY (Condensers) LTD.

WEST LODGE WORKS, THE GREEN, EALING, LONDON, W.5.

Phone: Ealing 3127-8-9

Cables: Dalycon, London

# Bullers CERAMICS FOR INDUSTRY

High quality material and dimensional precision are attributes of Bullers die-pressed products. Prompt delivery at competitive prices.



We specialise in the manufacture of—**PORCELAIN** for general insulation  
**REFRACTORIES** for high-temperature insulation

**FREQUELEX** for high-frequency insulation  
**PERMALEX & TEMPLEX** for capacitors



## BULLERS LIMITED

MILTON • STOKE-ON-TRENT • STAFFS

Phone: Stoke-on-Trent 54321 (5 lines) • Telegrams & Cables: Bullers, Stoke-on-Trent

Ironworks: TIPTON, STAFFS      London Office: 6 LAURENCE POUNTNEY HILL, E.C.4

Phone: Tipton 1691      Phone: MANSION House 9971



## Stabilized D.C. power supply Type PP2

Advance laboratory-grade power supplies with their electronic protection against overload conditions and high degree of stabilization are eminently suitable for research and development work, particularly in the sphere of transistorised equipment. *Leaflet No. B.105 available on request.*

- OUTPUT CONTINUOUSLY VARIABLE FROM 0 TO 50V.
- MAXIMUM LOAD CURRENT 10A.
- OUTPUT IMPEDANCE: LESS THAN 0.2 OHMS.
- RIPPLE LESS THAN 0.5MV PEAK TO PEAK.
- ADJUSTABLE ELECTRONIC CUT-OUT.
- NETT PRICE IN U.K. £220.


A brief indication of the remainder of the range:

**PP1** HT, Bias, and LT supplies for thermionic valves. Nett price in U.K. £160. Leaflet No. DB103

**PP3** Two independent output voltages 0-30 V d.c. 1A each continuously variable. Nett price in U.K. £120. Leaflet No. DO62

**PP4** Output voltage 0-80 V d.c. 6A continuously variable. Nett price in U.K. £220. Leaflet No. B105

**PP5** Output voltage 0-15 V d.c. 0.5A continuously variable. Nett price in U.K. £50. Leaflet No. B102



**COMPONENTS LIMITED • INSTRUMENTS DIVISION**  
ROEBUCK ROAD • HAINAULT • ILFORD • ESSEX • TEL: HAINAULT 4444

SB1/1

EXHIBITING at 1961 Electronics, Instruments and Components EXHIBITION • Manchester July 6-12

# Wireless World

ELECTRONICS, RADIO, TELEVISION

JULY 1961

*Managing Editor:*

HUGH S. POCOCK, M.I.E.E.

*Editor:*

F. L. DEVEREUX, B.Sc.

*Assistant Editor:*

H. W. BARNARD

VOLUME 67 No. 7.

PRICE: TWO SHILLINGS

FIFTY-FIRST YEAR  
OF PUBLICATION

- |     |  |   |
|-----|--|---|
| 341 | Editorial Comment                      |   |
| 342 | Transistor Audio Amplifier             | <i>By R. C. Bowes</i>                         |
| 345 | Short-Wave Conditions                  |   |
| 346 | World of Wireless                      |   |
| 348 | Personalities                          |   |
| 350 | News from Industry                     |   |
| 351 | Banana Tube Colour Television Display  |   |
| 353 | Gramophone Record Deformation          | <i>By J. Walton</i>                           |
| 358 | Colour Television in the United States | <i>By J. Darr</i>                             |
| 361 | Radio Components Show                  |   |
| 368 | Letters to the Editor                  |   |
| 371 | Transistor Measurements—1              | <i>By C. Bayley</i>                           |
| 375 | The H.F. Band                          | <i>By R. J. Hitchcock and P. A. C. Morris</i> |
| 379 | Car Radio                              | <i>By H. Holt</i>                             |
| 382 | Negative Feedback and Hum              | <i>By "Cathode Ray"</i>                       |
| 386 | Elements of Electronic Circuits—27     | <i>By J. M. Peters</i>                        |
| 388 | Random Radiations                      | <i>By "Diallist"</i>                          |
| 390 | Unbiased                               | <i>By "Free Grid"</i>                         |


Iliffe Electrical Publications Ltd. *Managing Director:* H. S. Pocock, M.I.E.E.  
Dorset House, Stamford Street, London, S.E.1

*Please address to Editor, Advertisement Manager, or Publisher as appropriate*

© Iliffe Electrical Publications Ltd. 1961. Permission in writing from the Editor must first be obtained before letter-press or illustrations are reproduced from this journal. Brief abstracts or comments are allowed provided acknowledgment to the journal is given.

**PUBLISHED MONTHLY** (4th Monday of preceding month). *Telephone:* Waterloo 3333 (65 lines). *Telegrams:* "Ethaworld, London-SE1." *Annual Subscriptions: Home and Overseas,* £1 15s. 0d. *Canada and U.S.A.,* \$5.00. Second-class mail privileges authorized at New York, N.Y. **BRANCH OFFICES:** **BIRMINGHAM:** King Edward House, New Street, 2. *Telephone:* Midland 7191. **COVENTRY:** 8-10, Corporation Street. *Telephone:* Coventry 25210. **GLASGOW:** 62, Buchanan Street, C.1. *Telephone:* Central 1265-6. **MANCHESTER:** 260, Deansgate, 3. *Telephone:* Blackfriars 4412. **NEW YORK OFFICE:** U.S.A.: 111, Broadway, 6. *Telephone:* Digby 9-1197.

over 30  
new  
circuits  
are in  
the  
**Mullard**  
REFERENCE  
MANUAL  
OF  
TRANSISTOR  
CIRCUITS



This new manual of transistor circuitry has been prepared by Mullard engineers, as an up-to-date and readable volume which will be of use and interest to technicians, service engineers, junior designers and electronics students.

It has a page size of  $8\frac{1}{2}''$  x  $5\frac{1}{2}''$  and describes more than 60 circuits—over 30 are made generally available for the first time—including both domestic and industrial applications.

**308 PAGES • 241 DIAGRAMS • U.K. PRICE 12s. 6d.**

PUBLISHED BY MULLARD LTD.

Get your copy of the Mullard "Reference Manual of Transistor Circuits" today from your radio dealer, or order direct from Mullard Ltd. (postage and packing 1s. Od. extra in U.K.).

MULLARD LIMITED • MULLARD HOUSE • TORRINGTON PLACE • LONDON • W.C.1.

*Overseas readers should enquire of their local Mullard Agents.*



**"BELLING-LEE" NOTES***No. 30 of a Series***Some mechanical aspects of design: Part 3.**

Continuing the subject of plugs and sockets, let us take a look at contact materials or, more specifically, beryllium-copper which is the material of which the resilient sockets of most top quality connectors are made today. There are two main reasons for this. The choice of materials combining high resilience with good electrical conductivity is in any case not very wide, and of those available, the two most commonly used, spring brass and phosphor-bronze, both suffer a serious loss of resilience under prolonged heating even at temperatures as low as 100° C. This, of course, is by no means an uncommon ambient for modern high performance equipment, and is considerably exceeded in normal soldering operations. The second reason, which is equally compelling, is that the two materials mentioned can only be stiffened by work hardening, and therefore they must be fabricated in a hard state if adequate final stiffness is to be achieved; this means that they cannot be formed to the very small radii which are inherent in intricate miniature parts. We shall see presently how beryllium-copper scores in this respect.

The softness of solid metals and alloys is due to their crystalline structure. The atoms within the crystals are arranged on a lattice pattern, which depends on the material and its temperature, and when the individual layers of the lattice can slip easily over each other in all directions, the material is soft. In the process of work hardening, as the material is distorted, definite planes of slip are set up, and further movement takes place less readily owing to interference at the grain boundaries, so that stiffness is imparted.

When beryllium-copper billets are processed, e.g. by rolling or drawing into sheets, strip, wire etc., this is carried out at a temperature around 800°C. Under these conditions the beryllium goes into solution in the copper, and by cooling the material quickly, e.g. by quenching in water, the beryllium is held in solution and the resultant material behaves very much like pure copper, i.e. it is soft. Of course it can be stiffened by work hardening but, and this is important, it can also be hardened by heat treatment at a moderate temperature. When raised to some 300°C and held there for 2 or 3 hours, the beryllium is thrown out of solution and deposited

along the inter-crystalline boundaries where it acts like sand on the rails, reducing slip, i.e. increasing stiffness. This is known as precipitation hardening. The process is reversible, and by heating to the higher temperature of 800°C again, and quenching, the material becomes soft once more. If the alloy has been work hardened prior to heat treatment, the beryllium is precipitated between the slip planes as well, imparting extra hardness, and in the fully hardened condition there are few if any other non-ferrous metals to equal it. It is similar in character to many high grade alloy steels, but is non-magnetic and non-sparking, and evinces good anti-corrosion properties. The elastic limit is high, and the modulus of elasticity is low, with a high fatigue resistance. Its electrical and thermal conductivities, however, are high, being greater than for any other material of comparable mechanical properties. In addition to beryllium, a small percentage of cobalt or nickel (not more than 0.5%) is normally included mainly to improve the response to heat treatment.

For making intricate contacts, like those in "Belling-Lee" printed circuit connectors, the fully annealed (soft) alloy is used, and the tools work harden the contacts to slightly more than half-hardness at the points where maximum stiffness is required. Careful tool design is necessary so as not to overdo this. The subsequent heat treatment process is also critical, both as to duration and temperature. If it is not carried on for long enough, or the temperature is too low, full precipitation does not occur, and the material is not hardened sufficiently. On the other hand, if the process is continued for too long, migration of the beryllium takes place from the crystal boundaries and forms an agglomeration within the copper, while if the temperature is too high the precipitate is coarse in structure. The effect in both cases is to produce a loss of hardness, although the material is less ductile than it was before hardening\*. Continuous quality control by micro-hardness testing is therefore applied to every batch of contacts before they are passed for plating and assembly.

*(To be continued.)*

\*The conductivity is considerably increased, however, and with some parts a moderate amount of over-ageing is deliberately employed to secure this improvement.

Advertisement of  
**BELLING & LEE LTD.**  
Great Cambridge Rd., Enfield, Middx.



L789/CS/FP

# "Belling-Lee" 'SCREENECTOR' PLUGS and SOCKETS

*A range of lightweight  
screened connectors  
having 1, 2, or 3 poles*

These versatile connectors for low and medium frequencies are typical examples of the wide variety of screened plugs and sockets made by "Belling-Lee" for coupling signal carrying cables to communications equipment, instruments, etc. Other types range from sub-miniature co-axials, for cable of  $\frac{1}{16}$ " overall diameter, to heavy duty multi-connectors for 25-way cables, and cover frequencies from zero up to 2,000 Mc/s or higher

L.788 Coaxial

L.789 2-pole

L.790 3-pole

Suffices: FP (free plug)  
CS (fixed socket)  
BS (bulkhead socket)  
FS (free socket)

Most "Belling-Lee" products are covered by patents or registered designs or applications.

**BELLING & LEE LTD**  
GREAT CAMBRIDGE ROAD, ENFIELD, MIDDX., ENGLAND

Tel: Enfield 5393 · Telegrams Radiobel, Enfield

*the marvels of  
today's electronics  
rely in no small way  
upon*

## 'SUFLEX' BRAIDED SLEEVING

Various Braids combined with different bonding, impregnating or coating substances give a wide range of electrical and temperature characteristics but Braided Sleeveings have one common characteristic, remarkably high mechanical strength.

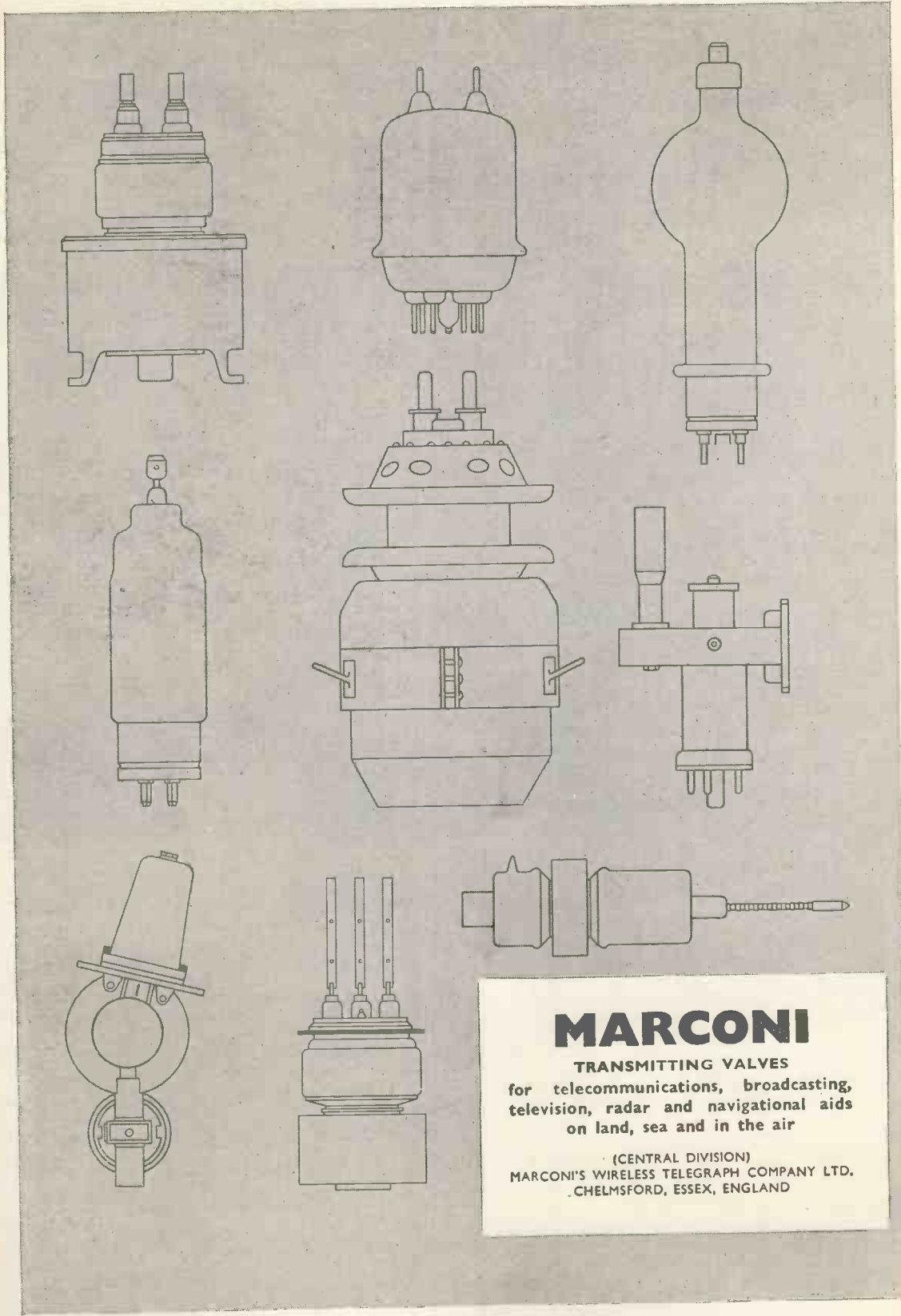
Braid	Bonding, Impregnating or Coating Material	Temperature Category	Dielectric Strength
Terylene	Varnish (Oil Based)	120 C Class E	3,000 V.
Cotton or Rayon	Varnish (Oil Based)	105 C Class A	1,500 V. or 3,000 V.
Glass Braid	Varnish (Oil Based)	120 C	1,500 V. or 3,000 V.
Glass	P.V.C.	130 C Class B	5,000 V.
Glass	Silicone Resin	250 C Class H	800 V.
Glass	None (Heat treated)	450 C	600 V.
Glass	Identification Dye.	450 C (Colours fade 180°C)	600 V.

*Send now for the new SUFLEX Braided Sleeveing sample card which also contains full details and specifications*

**SUFLEX** LIMITED  
54 Uxbridge Road, Ealing  
London W.5 Tel: EALing 7733

MAGNETRONS • HYDROGEN THYRATRONS • KLYSTRONS • MERCURY RECTIFIERS • XENON FILLED RECTIFIERS • TR CELLS

NEON STABILISERS • CATHODE RAY TUBES • TRAVELLING WAVE TUBES • TRANSMITTING TETRODES • TUNGSTEN RECTIFIERS • BEAM PENTODES



# MARCONI


**TRANSMITTING VALVES**  
for telecommunications, broadcasting,  
television, radar and navigational aids  
on land, sea and in the air

(CENTRAL DIVISION)  
MARCONI'S WIRELESS TELEGRAPH COMPANY LTD.  
CHELMSFORD, ESSEX, ENGLAND

DISC SEAL TRIODES • WIDE BAND AMPLIFIER VALVES • CONCENTRIC LINE TRIODES • MERCURY POOL TUBES • MODULATOR VALVES • VAPOUR COOLED TRIODES • AIR COOLED TRIODES • WATER COOLED TRIODES • MICROWAVE TUBES • PULSE TRIODES

Radiotelephones by **ATE** — a vital service for isolated communities

# Communications for Oil Pioneers



## TYPE 800

ATE Radiotelephones are used by industrial, mining, agricultural, civil and military enterprises — and by research and survey teams — in 60 countries.

The derrick has been erected and the drilling of an appraisal well is ahead of schedule. For the men in this isolated community in the African bush modern means of communication are essential for the exchange of technical and administrative information necessary for the efficient day to day running of the site.

By means of the ATE Type 800 equipment such remote spots can now be linked direct to the nearest telephone exchange and provided with full signalling and dialling facilities. The new Type 800, latest in the ATE single channel VHF rural radio-telephone range, is specially equipped with full signalling and control equipment for this purpose. Exhaustive testing under actual climatic extremes has fully proved its outstanding practicability and efficiency.

Extended frequency coverage over VHF and UHF bands.

New compact cabinet-type construction with slide-in chassis for easy access and maintenance.

Plug-in test meter facilities.

High or low power versions to suit propagation conditions.

Will work into any type of telephone exchange with improved 'outband' tone signalling facilities.

Modern design conforming to British Post Office, Canadian Department of Transport and Crown Agents' specifications.

If you would like to know more about this new mains operated equipment or its battery operated counterpart, the Country Set, write for full particulars to your local representative . . . or send for Bulletin REB 4101/1



**AUTOMATIC TELEPHONE & ELECTRIC CO. LTD**

STROWGER HOUSE, 8 ARUNDEL STREET, LONDON, W.C.2. TELEPHONE: TEMPLE BAR 9262

ATI4051



**THERE'S  
A WORLD  
OF EXPERIENCE  
IN  
EVERYTHING  
MARCONI'S DO**

***The Post and Telegraph Authorities of more than 80 countries  
rely on Marconi telecommunications equipment***

**SURVEYS** ★ Marconi's telecommunications survey teams are at work in many parts of the world. Marconi's is the only company maintaining a permanent research group working entirely on wave propagation.

**INSTALLATION** ★ Marconi's installation teams undertake complete responsibility for system installation, including erection of buildings and civil engineering works as well as the installation of the telecommunications equipment and auxiliary plant.

**PLANNING** ★ Marconi's vast experience is reflected in the quality of its system planning organisation which is constantly employed on planning major telecommunications systems for many parts of the world.

**MAINTENANCE** ★ Marconi's provide a complete system maintenance service and undertake the training of operating and maintenance staff, either locally or in England. Marconi's will also establish and manage local training schools for Post and Telegraph Authorities.



**MARCONI**

COMPLETE COMMUNICATIONS SYSTEMS SURVEYED, PLANNED, INSTALLED, MAINTAINED

COMMUNICATIONS DIVISION, MARCONI'S WIRELESS TELEGRAPH COMPANY LIMITED, CHELMSFORD, ESSEX, ENGLAND.



A  
new  
military  
packset  
—the  
**HF  
156**

JHAP

## Now approved for the British Army

THE HF156 manpack transmitter/receiver is a thoroughly reliable, robust, fully sealed and entirely self-contained portable set for active service in extreme climatic conditions. Six crystal-controlled channels, extreme simplicity of operation and exceptional range on voice and CW are some of the many features that stood out during extensive user trials in the Far East. The military-type one-man canvas pack in the picture above contains the combined transmitter/receiver and power supply and the aerial loading unit. A pocket contains handset, morse key and headset with boom microphone when they are not in use. A sectional rod aerial and its flexible base are also carried. Dipole and end-fed aeriels, in a separate haversack, need be carried only when required. Provision is also made for vehicle-borne operation and for the use of non-spillable lead/acid accumulators or dry batteries, greatly increasing the versatility of this latest set in the BCC HF15 series.

Ask for a leaflet describing the HF156 and the additional facilities for vehicle-borne operation and for power supply from lead/acid accumulators or dry batteries.

BCC also design, engineer, instal and service complete communications systems. Our advisory service would be glad to have the opportunity of helping you.



\*

**BRITISH COMMUNICATIONS CORPORATION LIMITED**

HIGH WYCOMBE BUCKS Tel: HIGH WYCOMBE 2501  
GRAMS: BEECEEE HIGH WYCOMBE AND AT WEMBLEY

# NEW

## 300 $\mu$ V to 3V up to 900 Mc/s and D.C.

### MILLIVOLTMETER TYPE 301

The Airmec Millivoltmeter Type 301 is a compact, lightweight instrument employing advanced circuitry to achieve a low noise level and a high degree of stability. It measures alternating voltages from 300 microvolts to 3 volts in the frequency range 100 c/s to 900 Mc/s, and direct voltages from 100 microvolts to 10 volts. A.C. inputs are rectified in a probe containing semiconductor diodes; for low frequency measurements

the probe is plugged into a holder on the front panel, and alternative positions on the holder provide input impedances of 75 or 52 ohms. The advantage of this arrangement is that the attenuator handles only D.C., and is therefore free from frequency errors. The probe lead retracts into the case when not in use, stowage is provided at the back of the instrument for prods and mains cable, and the fuses and mains voltage adjustment are accessible without dismantling

**FREQUENCY RANGE:**  
100 c/s to 900 Mc/s and D.C.

**AC RANGE:**  
300 $\mu$ V to 3V in 8 ranges (also calibrated in dB relative to 1 volt).

**DC RANGE:**  
100 $\mu$ V to 10V in 10 ranges.



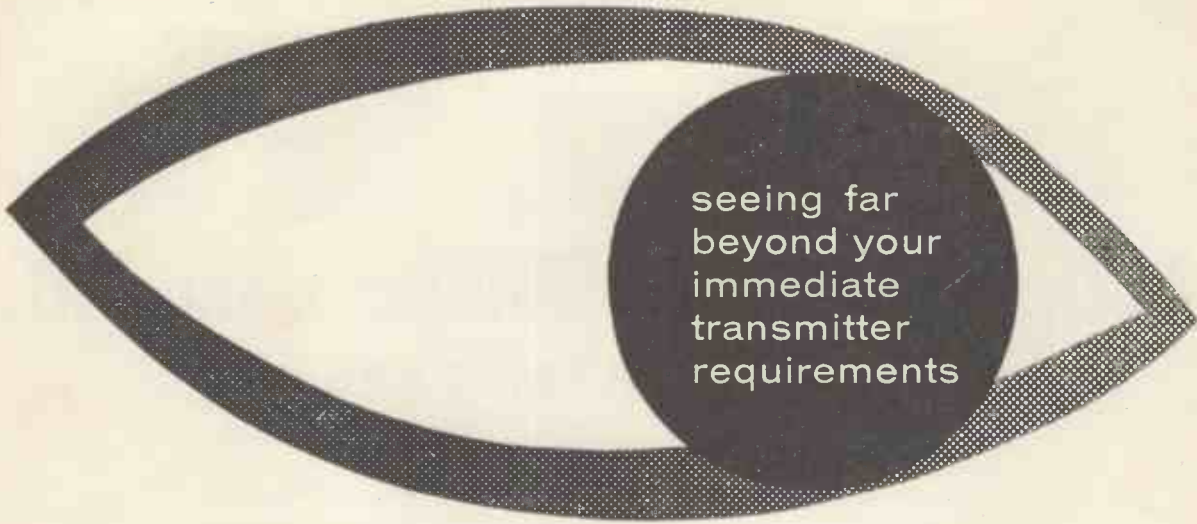
**ACCURACY:**

AC:  $\pm 5\%$  fsd 1 mV to 3V up to 200 Mc/s  $\pm 10\%$  up to 900 Mc/s.  
DC:  $\pm 5\%$  fsd 300 $\mu$ V to 10V.

**INPUT IMPEDANCE:**

AC: 120 kohms and 2pF at 100 kc/s; alternatives of 75 ohms and 52 ohms available at plug-in unit on front panel.  
DC 5 Mohms.


# Airmec



## The *Redifon* G420

### SSB/ISB TRANSMITTER

6 stage expansion features make the G.420 the greatest advance in transmitter design.



**1** BASIC Transmitter type G.422A 1.5—30 Mc/s.,— Linear Amplifier—1.5 kW p.e.p./CW—manual tuning.



**2** ADD Low level exciter to provide A1, A2, A3, operation—manual tuning.



**3** ADD SSB Generator to provide A1, A2, A3, A3A operation—manual tuning.



**4** ADD ISB Generator to provide A1, A2, A3A, A3B, —manual tuning.



**5** ADD Servo system to provide immediate push button frequency changing.



**6** ADD Tone translator units to provide full remote control over land line or radio link.

*Additional units may be simply and economically fitted to the basic transmitter while it is in service.*



*Military version type G.423R now in production for British Armed Forces for static and transportable installations.*

**REDIFON LIMITED,** Communications Sales Division, Broomhill Road, London, S.W.18. Phone: VANDyke 7281

*A Manufacturing Company in the Rediffusion Group*



# Aspects of design

# 36

## OPERATING CONDITIONS OF FIELD SCANNING OUTPUT STAGES\* (PART 2)

This is No. 36 in the series of articles dealing with advanced problems in circuit design published by The Ediswan Mazda Applications Laboratory. No. 37 will appear next month. We shall be pleased to answer queries arising from this or other articles. Reprints of the first twenty-five articles, in booklet form, are available on request.

*\*In accordance with BS204: 1960 the internationally used term "field" replaces the previously used term "frame."*

### CURRENT MEASUREMENTS

When designing output stages for field scanning in television receivers it is necessary to ensure that the stage is capable of providing sufficient scanning power in spite of production variations in components and normal variations in supply voltage. If the operating conditions are correctly chosen with respect to the published valve characteristics the need for early replacement may be avoided. The conditions must be chosen so as to provide a safety factor to accommodate production variations between valves and deterioration of characteristics during a reasonable length of life. Included in "Aspects of Design No. 35" were examples of measuring techniques whose purpose was to check that the minimum anode voltage at the end of the scanning stroke did not go below the minimum value stated in the valve data sheet. These further notes are intended to describe ways of ascertaining that the current swing demanded from the valve is within its capabilities during a reasonable length of life.

### CURRENT WAVEFORM

Fig. 1 illustrates the circuit of a typical field scanning output stage. Because of the finite inductance of the transformer feeding the resistive load of the deflector coil, the anode current of the output valve must consist of a linear sawtooth component plus a parabolic component, in order to provide a linear scanning current. This gives rise to a total anode current waveform as shown in Fig. 2. Depending upon the relative magnitudes of transformer secondary inductance and deflector coil resistance,

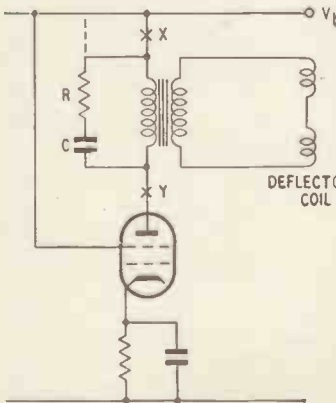


FIG.1

the required anode current may vary between the dotted curve (a) for a high inductance and the dotted curve (c) for a low inductance. It is advisable to adjust the inductance so that the required current waveform is close to that shown in the full curve (b) when the rate of change of current is close to zero at the beginning of scan. This leads to ease of linearising and renders the stage less susceptible to changes in operation due to production variations in components. This method of operation is often referred to as the mode of Zero Initial Slope (Z.I.S.)

### ANODE CURRENT MEASUREMENT

It was pointed out in "Aspects of Design No. 3" that anode current measurements should be carried out using the lowest HT line voltage obtained over the range of receiver mains taps (with taps correctly adjusted) with this value further reduced to allow for variations in supply voltage. Assuming these conditions, if the stage is made to scan the face of a tube supplied with EHT of a value equal to the nominal design centre value of the receiver, normal production variations of deflector coil and transformer will be taken into account. It is under these conditions that the measurement of peak to peak current swing should be carried out ( $i_{app}$  in Fig. 2).

The anode current waveform may be examined by inserting an accurately measured resistor of about ten or twenty ohms in the anode circuit at point X in Fig. 1 and viewing the voltage waveform across this resistor on a d.c. connected oscilloscope. The oscilloscope must have no connection to earth and the insulation between it and mains supply must be adequate to withstand the HT supply voltage. If damping components C and R, or a voltage dependent resistor are connected across the transformer primary, the measuring resistor must be connected between the junction of these components with the primary and the HT line. If these components are returned separately to the HT line, as shown dotted, the true anode current waveform will not be displayed.

In some circuits the damping components are connected from the anode side of the transformer primary to earth as part of the linearising feedback circuit. In this case, the measuring resistor will show a true waveform only if inserted at point Y. This places more exacting demands on the insulation of the oscilloscope since it now has to stand the peak anode voltage of the valve during flyback. This may approach 1000 volts in many cases. However, if the impedance of the shunting components from anode to earth is greater than about 100,000 ohms, the error in connecting the resistor at point X will be negligible.

The peak to peak anode current swing measured in this way must be less than the value stated for the particular Ediswan Mazda valve.

The peak to peak anode current swing measured in this way must be less than the value stated for the particular Ediswan Mazda valve.

### CHOICE OF BIAS RESISTOR

Having established that the demanded current swing is within the capabilities of the valve it is necessary to ensure that the bias conditions of the valve are satisfactory. The receiver should be operated with nominal HT line and the amplitude of scan adjusted to be correct. The anode current waveform should again be viewed and the value of current at the minimum of swing noted (that is,  $i_{a(min)}$  in Fig. 2). This requires a d.c. connected oscilloscope, as previously stated, and in addition the zero level of the oscilloscope should be known. This is not so simple as may appear at first sight when it may seem that all that need be done is to short circuit the measuring resistor and note the undeflected position of the trace. With many oscilloscopes, particularly those of the "high speed" type it will be found that if the zero is set and marked and then a waveform of fairly high amplitude applied, there will be a small drift immediately after application of the waveform. If the input to the oscilloscope is again short circuited, the trace will not return exactly to its original zero position but will drift to that position in one or two seconds. This difficulty can be overcome by wiring across the measuring resistor the contacts of a high speed relay so as to short circuit the resistor when the relay is energised. The relay may then be energised by a multivibrator free running at some frequency preferably greater than 25 c.p.s. (although it is possible to use much lower frequencies). This has the effect of periodically inserting a zero line on the trace, which simplifies measurement of minimum anode current.

The bias resistor should be chosen so that, using a valve with approximately nominal characteristics, the minimum anode current is approximately 22% of the mean anode current. This ensures that, using a 5% bias resistor, the anode current will not limit by swinging to zero either with variation of valves in production or during a reasonable length of life.

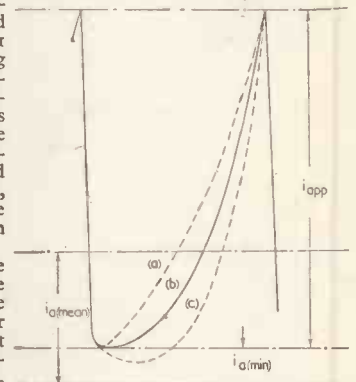


FIG.2

# Triode Tetrode for video output applications

## EDISWAN MAZDA 30FL12

The 30FL12 consists of a high slope tetrode with frame grid construction for use in a video output stage, and a general purpose triode.

Higher peak current with an appreciably higher slope is available from the tetrode, as compared with the 30FL1, so enabling adequate video drive to be provided for the cathode ray tube, with anode loads down to 4,700 ohms. This low value of load eases the problems of HF video compensation.

The triode has identical characteristics to the 6/30L2.

Heater current (amps) .. ..	$I_h$	0.3
Heater voltage (volts) .. ..	$V_h$	9.8

### TENTATIVE RATINGS AND DATA

#### Maximum Design Centre Ratings

	Triode	Tetrode
Anode Dissipation (watts) ..	$P_{a(max)}$ 1.5	2.5
Screen Dissipation (watts) ..	$P_{g2(max)}$ —	0.8
Anode Voltage (volts) ..	$V_a(max)$ 250	250
Screen Grid Voltage (volts) ..	$V_{g2(max)}$ —	250
Heater to Cathode Voltage (volts rms) .. ..	$V_{hk(max)rms}$ —	150*

\*Measured with respect to the higher potential heater pin.

#### Inter-Electrode Capacitances†(pF)

	Triode	Tetrode
Input .. .. .	$C_{in}$ 2.3	8
Output .. .. .	$C_{out}$ 2.0	2.6
Control Grid to Anode .. ..	$C_{g-a}$ 2.4	0.04
Grid Triode to Grid 1 Tetrode	$C_{gt-g1}$ 0.003	
Anode Triode to Anode Tetrode .. .. .	$C_{at-aq}$ 0.012	
Grid Triode to Anode Tetrode	$C_{gt-aq}$ 0.004	
Anode Triode to Grid 1 Tetrode .. .. .	$C_{at-g1}$ 0.008	

†Measured in fully shielded socket without can.

### CHARACTERISTICS

	Triode	Tetrode
Anode Voltage (volts) ..	$V_a$ 200	180
Screen Grid Voltage (volts) ..	$V_{g2}$ —	180
Anode Current (mA) ..	$I_a$ 10	10
Mutual Conductance (mA/V) ..	$g_m$ 3.4	12.5
Amplification Factor ..	$\mu$ 18	—

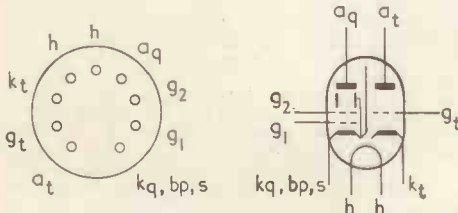
### TETRODE OPERATION AS VIDEO AMPLIFIER

Allowance must be made in circuit design, not only for component variation, but also for valve spread and deterioration during life. Values of tetrode peak anode current, for an average valve when new and at the assumed end-of-life point for any valve, are as follows:—

	$V_a$ (V)	$V_{g2}$ (V)	$V_{g1}$ (V)	$I_a$ (mA)
Average New Valve .. ..	70	180	-1	40
Assumed End of Life Condition .. ..	60	180	-1	25

Mounting position: Unrestricted.

Base: B9A (Noval).

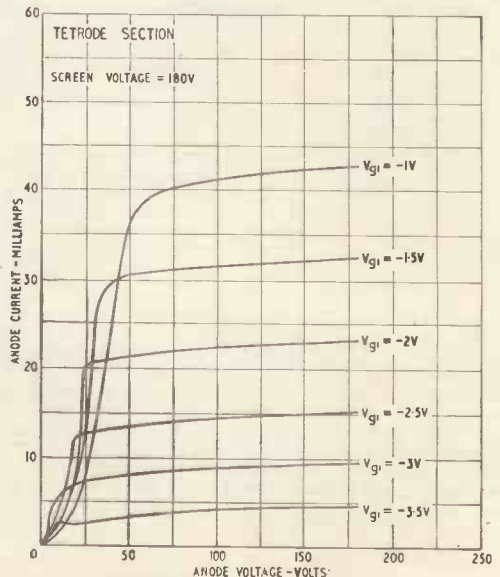
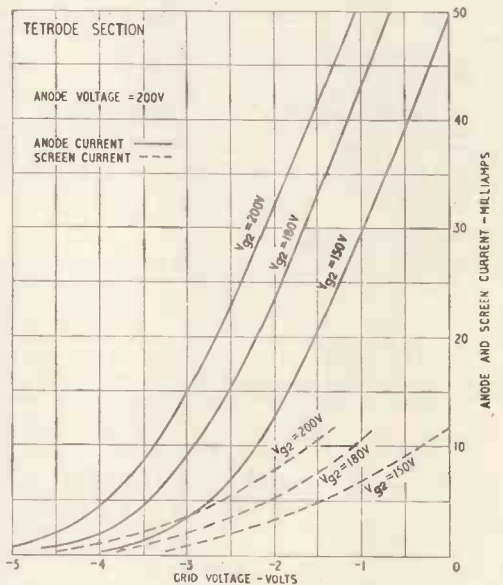


#### Maximum Dimensions (mm)

Overall Length .. .. .	56
Seated Height .. .. .	49
Diameter .. .. .	22.2



Tentative Characteristic Curves of Ediswan Mazda Valve Type 30FL12.




**Associated Electrical Industries Ltd**  
 Radio and Electronic Components Division  
 Technical Service Department  
 Crown House, Aldwych, London, W.C.2  
 Tel: TEMple Bar 8040. Grams: Assoclect London

**EDISWAN**  
**MAZDA**

# Vortexion quality equipment


## 120/200 WATT AMPLIFIER



Will deliver 120 watts continuous signal and over 200 watts peak Audio. It is completely stable with any type of load and may be used to drive motors or other devices to over 120 watts at frequencies from 20,000 down to 30 cps in standard form or other frequencies to order. The distortion is less than 0.2% and the noise level -95 dB. A floating series parallel output is provided for 100-120 V. or 200-250 V. and this cool running amplifier occupies 12 1/4 inches of standard rack space by 11 inches deep. Weight 60lb.

## 30/50 WATT AMPLIFIER

Gives 30 watts continuous signal and 50 watts peak Audio. With voice coil feedback distortion is under 0.1% and when arranged for tertiary feedback and 100 volt line it is under 0.15%. The hum and noise is better than -85 dB referred to 30 watt.



It is available in our standard steel case with Baxendale tone controls and up to 4 mixed inputs, which may be balanced line 30 ohm microphones or equalised P.U.s to choice.

## ELECTRONIC MIXER/AMPLIFIER


This high fidelity 10/15 watt Ultra Linear Amplifier has a built-in mixer and Baxendale tone controls. The standard model has 4 inputs, two for balanced 30 ohm microphones, one for pick-up C.C.I.R. compensated and one for tape or radio input. Alternative or additional inputs are available to special order. A feed direct out from the mixer is standard and output impedances of 4-8-16 ohms or 100 volt line are to choice. All inputs and outputs are at the rear and it has been designed for cool continuous operation either on 19 x 7 1/2 in. rack panel form or in standard ventilated steel case.

Size 18 x 7 1/2 x 9 1/2 in. deep.

Price of standard model £49.

The 12-way electronic mixer has facilities for mixing 12 balanced line microphones. Each of the 12 lines has its own potted mumetal shielded microphone transformer and input valve, each control is hermetically sealed. Muting switches are normally fitted on each channel and the unit is fed from its own mumetal shielded mains transformer and metal rectifier.

## 12-WAY ELECTRONIC MIXER



Also 3-way mixers and Peak Programme Meters. 4-way mixers and 2 x 5-way stereo mixers with outputs for echo chambers, etc. Details on request.

Full details and prices of the above on request


**VORTEXION LIMITED, 257-263 The Broadway, Wimbledon, London, S.W.19**

Telephones: LIBerty 2814 and 6242-3

Telegrams: "Vortexion, Wimble, London."

**FREE** THIS BOOK WILL INTEREST YOU!

Some of the actual equipment supplied with our courses.



**A NEW-PRACTICAL WAY of UNDERSTANDING**

# RADIO · TELEVISION · ELECTRONICS

Including: Transistors; VHF/FM; Hi-Fi equipment; Computers; Servo-mechs; Test Instruments; Photo-electrics; Nucleonics, etc.

**FOR . . .** Your Career . . . Your Own Business . . . An Absorbing Hobby . . .

Radiostructor—an organisation specialising in electronic training systems—offers a new self-instructional method using specially designed equipment on a “do-it-yourself” basis.

You learn by building actual equipment with the big kits of components which we send you. You advance by simple steps, performing a whole series of interesting and instructive experiments—with no complicated mathematics! Instructional manuals employ the latest techniques for showing the full story of electronics in a practical and interesting way—in fact, you really have fun whilst learning!

Fill in the coupon below, for full particulars:—

# RADIOSTRUCTOR

**LEADS THE WORLD IN ELECTRONICS TRAINING**

## POST NOW

To RADIOSTRUCTOR (Dept. G66),  
READING, BERKS.

Please send brochure, without obligation to:—


\*Name.....

Address .....

\*BLOCK CAPITALS PLEASE

(We do not employ representatives)

# AN ASTONISHINGLY IMPROVED LOUDSPEAKER SYSTEM . . .



invented by **LEAK**

. . . the first name in High Fidelity

**LEAK, who gave the world the first very-low-distortion amplifier, now present a very-low-distortion moving coil loudspeaker system which sets a new standard.**



The new LEAK "SANDWICH" LOUDSPEAKER SYSTEM is the product of many years of research and development work

The cabinet is of unique construction which damps panel resonances and permits the loudspeaker motor to reproduce full clean bass without the "boxy" coloration of conventional cabinets. A 3in. and a 13in. moving-coil loudspeaker motor of novel design and a half-section cross-over network complete the system which gives the highest quality of reproduction over the whole frequency range of the input signal from records, radio, tape or microphone. **THE GREATEST ADVANCE IN THE DESIGN OF MOVING-COIL LOUDSPEAKERS SINCE RICE-KELLOGG INVENTED THE FIRST UNIT IN 1925 HAS NOW BEEN MADE BY LEAK WITH A NEW INVENTION WHICH ELIMINATES BREAK-UP DISTORTION IN THE WORKING RANGE.** The 13in. unit employs a new cone whose stiffness to weight ratio is 200 times better than the best cones which are currently available. The low stiffness of conventional cones results in the flexing of the cone at large amplitudes and break-up resonances. The new LEAK cone, which has immense stiffness for no greater weight than a conventional cone, has, for the first time, given us a loudspeaker which behaves as the theoretical ideal of a rigid piston; thus there is no flexing of the cone at large amplitudes and there is no break-up distortion within the frequency range handled by the loudspeaker. It is this freedom from coloration, produced in conventional systems by break-up distortion of the cone and cabinet resonances, which distinguishes the superior quality of reproduction of the LEAK "SANDWICH" LOUDSPEAKER SYSTEM from that of the best currently available loudspeaker systems. The cabinet measures only 26in. x 15in. x 12in.; it can be used in the vertical or horizontal position to suit the convenience of the user.

Price £39 : 18s.

See your LEAK dealer or POST  
THE COUPON now for full  
details of this superb new  
EQUIPMENT.

Please tick your requirements below:

- New Loudspeaker System.
- Hi-Fi Equipment.

Name .....

Address .....

WW/6/61

The illustrations show the Trough-Line II F.M. Tuner, the Varislope Stereo Pre-Amplifier and the Stereo 20 Power Amplifier housed in the Southdown Cabinet, and above, the new Sandwich Loudspeaker System.

**H. J. LEAK & CO. LTD. · BRUNEL ROAD · WESTWAY FACTORY ESTATE**

Telephone: SHEpherds Bush 1173

**LONDON, W.3**

Telegrams: SINUSOIDAL, EALUX LONDON.

## SONIC MASTER

### 4-TRACK TAPE RECORDER BARGAIN!!!

Complete Tape Amplifier (pre amplifier, output stage 3 watts, oscillator and power pack).

9 x 5in. high flux density loudspeaker. Superimposing facilities, 4-track change-over switch, recording level indicator. Separate independent mic. and radio/gram inputs with mixing facilities.

Separate bass and treble controls .. 8 gns.  
Extra speaker if required (9 x 5in. high flux density) ..... 1½ gns.

**De luxe Cabinet**  
(to take two 9 x 5in. loudspeakers) 8 gns.

**Standard Cabinet**  
(takes one 9 x 5 in. loudspeaker) .. 4 gns.

Latest Collaro Studio 4-track 3-speed transcriber with pause and digital counter ..... 13 gns.

Microphone, recording leads, 1,200 ft. 7in. spool and spare 7in. spool .. 3 gns.

Complete kit, de luxe cabinet with two 9 x 5in. speakers ..... 29 gns.

Or deposit of £10 and 12 monthly payments of £1/15/6.

Complete kit, standard cabinet with one 9 x 5in. speaker ..... 25 gns.

Or deposit of £10 and 12 monthly payments of £1/10/6.

## SONICKIT

Superb quality 6 transistors superhet receiver, push pull, Mullard transistors, printed circuit, high Q inter high gain ferrite aerial, 2½in. high flux speaker, high gain I.F. coils, fine leather hide cover in camera shape with shoulder strap, over all size 6 x 3½ x 1½in., very fine appearance, easy to assemble.

Special price 8 gns. only plus 3/6 P. & P. and 2/- for battery.

## GENERAL SONIC RADIOS

92 CALEDONIAN ROAD,  
LONDON, N.1.

TELEPHONE: TERMINUS 0322

PATENT No.  
829567



## CECO Vari-stat

THERMOSTATIC  
SOLDERING IRON

INSTRUMENT SIZE


The thermostatic soldering iron heats up very quickly (1½ mins.) but never overheats or corrodes, and weighs only 4½ oz. The thermostat is easily adjusted to suit the grade of solder and keeps the temperature to within 15°C. It incorporates a micro-switch giving snap action on-off with minimum electrical interference. All parts of the instrument are interchangeable.

LIST PRICE 79/6

Manufactured by:

**CARDROSS  
ENGINEERING CO. LTD.**

**WOODYARD ROAD  
DUMBARTON**



Cole Agents Abroad

K. G. Khosla & Co.,  
(Private Limited)  
1, Deshbandhu Gupta  
Road, New Delhi-1,  
India.

Etablts Octave Houart,  
14, Quai Timmermans,  
Esclassin-lez-Liege,  
Belgium.

R. H. Cunningham  
P.T.W. Ltd., 2-6 Brom-  
ham Place, Richmond,  
E.1. Australia.

MODEL "Q"

## AUTOMATIC COIL WINDING MACHINES AND HAND WINDING MACHINES

For Layer Wound Coils. Wave Wound Coils.  
Strip Winding Machines.

For Wire Gauges from 10 to 50 S.W.G.

Machines supplied complete with Motor, Clutch, and Cabinet Stand or to Customer's Specifications.

Manufacturers of High Class Winding Machines for Thirty Years.

## ETA TOOL CO. LTD.

29a WELFORD ROAD, LEICESTER.

Phone: Leicester 56386

Grams: Leicester 56386.

# POCKET LOUDSPEAKERS TRANSISTOR RADIOS

## AVAILABLE AGAIN FROM 32/6

### Read these Testimonials

**D.A. Hilton, Leigh, Lancs.**  
"I received 'Pocket 4' on Christmas Day. I made it up on Boxing Day and I am very pleased with the results. It brings in local stations and many foreign stations including Luxembourg at good strength. I am 13 years old."

**Mr. J. Bell, Wolverhampton.**  
"I am writing to express my satisfaction at the standard of your kit for your Pocket 4 Transistor set and also to state that it has come up to my expectations in regard to performance."

**Mr. R. Bell, Newcastle-on-Tyne.**  
"I have built your Pocket 5 Transistor set. I am very pleased with it."

**Mr. F. Jackson, Ickenham, Middx.**  
"I have built the Pocket 4 and am more than pleased with the results."

**Mr. G. Bamford, Ramsgate.**  
"I find this set even better than you claim it to be and most certainly up to your usual standard of quality. I feel that nobody could fail to build it and get results. Even the first time-over the novice, as your circuit diagrams and instructions are so clear and precise."

**Mr. A. J. Simmonds, Welling, Kent.**  
"I purchased from you a week ago the Pocket 4 Transistor Kit. I put it together last night in 1 1/2 hours, on switching on the set I was right on Radio Luxembourg. I must say thank you because not only has the set a very attractive appearance, it also behaves fantastically."

Over 1,000 letters received.

### Pocket 5 Q.P.P.

This pocket receiver is just right for taking on holiday. It has a remarkable performance comparable in fact with portables being sold at £10 and over. It uses a three inch moving coil speaker to give high quality tone and the output is circuit push-pull. It completely tunes over the medium and long wavebands. The price is £24/15/- complete, postage and insurance 2/6 extra.

All circuits are reflex type and have been carefully tested and none need aerial or earth, also all are contained in proper radio cases (not adapted sandwich boxes) and use proper tuning condensers and slugs.

### POCKET 4 (3 Transistors, 1 Diode).

This set gives good performance in all areas and has real entertainment value, and can be heard all over the room in reasonably quiet conditions. It has an internal aerial and works completely from this.


Basically it covers Medium Waves, but Long and Medium Waves are available as an optional extra. Also, details are given of additional stages than can be added to bring the volume up to car radio level. Price for all parts and case (size 4 1/2 in. x 3 in. x 2 1/2 in.) as illustrated but less motifs is £22/6, plus 2/6 postage and insurance. Batteries are 10d. extra.

### POCKET 3 (2 Transistors, 1 Diode)

This is the Pocket 4 less the audio stage. In Eastbourne, recognized as a poor reception area, the Home Service comes in at a comfortable level, and the Light Programme comes in well with the Long Wave addition. Some Continental stations are also receivable. The Pocket 3 is essentially a "close to the ear" receiver, and although it is fitted with a miniature loud-speaker the volume is not enough to be heard more than a yard or so away from the loudspeaker except in areas of high signal strength. A point worth noting, however, is that a conversion is available which enables the Pocket 3 to be made into a Pocket 4 with very little re-building. Price for all parts and case as illustrated, but less handle and motif is 32/6, plus 2/6 postage and insurance.

### POCKET 5 (4 Transistors, 1 Diode and D.L.E. 5 Speaker)

This is the Pocket 4 with the necessary additional parts to add on an audio stage to bring up the volume two or three times, also components are supplied for tone correction, and feed back, features which all go to improve quality of output. Constructors are recommended to build the Pocket 4 first, get this operating properly then add the additional Pocket 5 stage. The price of the additional stage is 12/6 making a total cost of £22/15/6, plus 2/6 postage and insurance. Long and Medium Wave parts for any of the above 6/6 extra. Batteries 10d. extra.



## THIS MONTH'S SPECIAL OFFERS

**Vardik Tape Recorder**, very latest model 823 fitted with the finest tape deck available namely a Collaro Studio. Features include two tracks, three speeds 6 c.p.s. to 10 kc/s., frequency response 60 c.p.s. to 10 kc/s., 6 mv. sensitivity, 2 watt output. Tastefully styled portable case measures 15 1/2 x 18 x 6 1/2 in. deep. Weighs approximately 26 lb. Uses 7 in. spools, has magic eye record level indicator and record lock button to prevent accidental erase. Regular price 39 guineas, our price 33 guineas. Sent by insured transport.

**Verdik 10 watt Hi-Fi Amplifier**, very latest model with pre-amp. control unit. Sensitivity 10 mv. for 10 watts, bass and treble lifts. Regular price 20 guineas, our price £14/19/6. Sent by insured transport.

**American made Recording Tape**. You must try this and will note its superior response. Acetate base. On plastic spools.

5in., 600ft. ....	16/-
5in., 900ft. ....	18/6
5 1/2in., 1,200ft. ....	23/6
7in., 1,200ft. ....	25/-
7in., 1,800ft. ....	35/-

**1,000 ohm per volt A.C./D.C. Multimeter** (ready built). Fifteen useful ranges volts up to 1,000 and current up to 1 amp. Resistance up to 2 meg. wide easily read scale with leads 59/6. Post and insurance 3/6.

**PVC Connecting Wire**, 25 SWG, 10,000 yds. for £10 assorted colours.


**Transistorised Deaf Aids**, by famous makers. Read attention, but complete, £3/10/-.

**Acos Cartridge** for Turnover Pick-up Head. As fitted to most popular record players for 78 r.p.m. and L.P. Price 10/- each.

Ditto for Stereo, 27/6.

**Collaro Studio Tape Deck**, latest transcription model, three motors, three speeds, push button controls. Price £12/10/- plus 5/- carriage and insurance.

### Miniature Earphones



For Transistor Circuits or Deaf Aid. Very light weight and easy to wear, cord almost invisible, good quality production of music and voice, complete with miniature plug and socket, ready to use. Crystal and Magnetics, 9/-. Post and insurance 1/-. Min. plug and socket as fitted to above. 3/6.

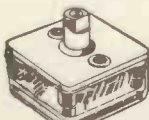
### Solderless Transistor 3

Any boy from eight years onwards will easily make this pocket size transistor set. No soldering is involved and in fact the set can be made up virtually without tools. It is nevertheless a workmanlike job which, when completed, will receive Luxembourg and local stations entirely without aerial or earth. Uses two transistors and diode in reflex circuit. Other features include optional medium and long waves and loud speaker.



The parcel contains everything necessary to complete as follows—  
Packet of Solderless terminals.  
Packet of Condensers.  
Packet of Resistors.  
Packet of Transistors.  
Connecting wire.  
Proper plastic transistor set case with printed scale and tuner.  
Heating and type headphones.  
Plug and socket with on/off switch, and full comprehensive easy to follow instructions. Price 37/6 plus 2/6 post and insurance.

### Smallest Possible 2-gang



With built-in trimmers, polystyrene cased, size only 1 1/2 x 7/16 in., price £17/6. Smallest IF and oscillator to match, 21/6. P.P. input and P.P. output transformers 12/6. Circuit diagram free with any of above.

## THE GOOD COMPANION

Largely due to the helpful criticisms and suggestions received from purchasers of our previous set "The Real Companion" we have improved and now supercede this with a new set which we call "The Good Companion." We feel confident that this new set is one of the finest of its kind available. The design is the combined efforts of our own technicians and of those of several of the leading manufacturers in the country, and the resulting set has a performance as good as if not superior to those selling at £20 and more. It has the eight transistor set performance.



Features include American Philco R.F. transistors and Mullard A.F. transistors—Q.P.P. output giving 750 mW—full coverage on Medium and Long—very fine tuning arrangement—excellent reception of difficult stations like 208—variable feed-back control—full tonal qualities—really superior looking cabinet size 11 x 8 x 3 in. approximately—car aerial attachment—several months operation from battery costing only 3/6.  
Circuit employs six transistors and two diodes, it incorporates all the best refinements, and oscillator I.F. Transformer are pre-aligned so no instruments are necessary. Any one who can solder competently can make this set. The instructions are fully comprehensive with plenty of illustrations. Service is available in the unlikely event of your getting into difficulties. All components fully guaranteed. Price of all components and cabinet to make set as illustrated £9/19/6. Post and insurance 5/-. Battery 3/6 extra.

### AGENTS WANTED

Agents wanted to make up these sets, send S.A.E. for details of special terms

### Transistors for R.F., F.M., T.V. and U.H.F.

Frequencies quoted are approx. cut-off	
BB 078 15-20 Mc/s. ....	8/6
BB 305, 20-30 Mc/s. ....	9/-
SB281R 40-50 Mc/s. ....	15/-
AMERICAN EN127 100-150 Mc/s. ....	15/-
AMERICAN EN172B 100-150 Mc/s. ....	12/6
AMERICAN T183 1000-1300 Mc/s. ....	25/-
AMERICAN T183S 1000-1300 Mc/s. ....	25/-

SEND S.A.E. for transistor list and circuits.

### Building A Scope ?



3in. oscilloscope tube. American made type No. 3FP7, base 6.3 v. 6 amp. heater, electrostatic deflection, brand new and guaranteed, with circuit diagram of scope, 15/- each, plus 1/6 post and insurance.

# ELECTRONIC PRECISION EQUIPMENT, LTD.

post orders are dealt with from Eastbourne, so for prompt attention please post your orders to 66 Grove Road, Eastbourne, marked Department 2. Callers may use any one of the Companies below.

266 London Road, Croydon.

Phone: CRO 6558.  
Half-day, Wednesday

29 Stroud Green Road, Finsbury Park, N.4.

Phone: ARChway 1049  
Half-day, Thursday.

520 High Street North, Manor Park, E.12.

Phone: ILFord 1011  
Half-day, Thursday.

42-46 Windmill Hill, Ruislip, Middx.

Phone: RUislip 5780  
Half-day, Wednesday

246 High St., Harlesden, N.W.10.

Phone: ELGar 4444.  
Half-day, Thursday.



# INTRODUCING

*the*

# NEVEYE

## A low priced CCTV CAMERA

Modern circuit design, the use of transistors and semi-conductors have been instrumental in the production of this equipment at the really low cost of 119 guineas. The Neveye has been designed to work direct to any standard domestic TV receiver from ordinary mains supply. The output from the camera is a composite modulated radio frequency signal and is tunable to any

channel in Band I on the British 405 line system or, alternatively, on the Continental 625 line system. The operating voltage is 210-240 volts, 50 cycles AC. Power consumption 50 watts. The mechanical specifications of the equipment are: weight 7lbs., measurements  $11\frac{1}{2} \times 5\frac{1}{2} \times 6\frac{3}{4}$  in.; all cameras are fitted with a  $\frac{3}{8}$ ths tripod bush.

**119** GNS

SEND FOR DETAILED FULLY ILLUSTRATED LEAFLET.

Nottingham Electronic Valve Co Ltd Main St, East Bridgford Notts. Tel. East Bridgford 321

All good 'Labs' use  
**RadioSpares**

quality components  
for design  
development and  
prototype work



**Service  
Engineers!**

*Remember* - Radiospares components are delivered absolutely "by return"

## Chapman

*Our tuners and ancillary equipment are used by most of the firms supplying industrial sound reproducing equipment.*

*There is a fundamental reason — it is first class equipment and it lasts.*



For further information write to:

**CHAPMAN ULTRASONICS LTD**  
sales division


24 UPPER BROOK ST., MAYFAIR, LONDON, W.1  
Telephone HYDE PARK 2291



# COUNTER AND FREQUENCY METER



Model 3006 is one of a very wide range of this type of equipment which we are able to supply. Please advise us your requirements, or ask for fully illustrated literature.



**Brief Specifications :**


- Frequency Measuring Range 0 to 1 Mc/s.
- Measuring Time 1 m/sec, 10 m/sec, 100 m/sec, 1 sec and 10 sec.
- Accuracy  $\pm 1$  pulse  $\pm$  quartz accuracy.
- Time Measuring Range  $10^{-3}$  to  $10^{-7}$  sec.
- Time Pulse 10  $\mu$ /sec, 100  $\mu$ /sec, 1 m/sec, 10 m/sec, 100 m/sec, 1 sec, 10 sec.
- Frequency  $\pm 1$  time pulse  $\pm$  quartz accuracy.
- Standard Quartz
- Frequency 100 kc/s  $\pm 1 \times 10^{-6}$  per week.

**TELEMECHANICS LTD.** Telemex Works, Brokenford Lane, Totton, Southampton. Telephone : Totton, Southampton 3666  
Cables: "Teleset", Totton, Southampton.

Sole Agents for U.K., Canada, Australia, New Zealand, Singapore, Malaya, North and South Rhodesia, Nyasaland, Portugal.

Apply to:

D.I.A



BERLIN

GERMAN DEMOCRATIC REPUBLIC



## Speed your cargo from here to there by ROADAIR!

**T**HE COMBINATION of road and air transport, running to regular schedules, offers you speedy and reliable services between reception points throughout Great Britain and the Continent.

Consignments of large indivisible loads or small parcels are carried with the **minimum** of handling at extremely economical rates which include all loading & unloading charges at Lydd (Ferryfield) and Le Touquet airports.

**ROADAIR SERVICES OPERATE BETWEEN LONDON AND :-**

PARIS	LE TOUQUET	BRUSSELS
LILLE	TOURCOING	COURTRAI
CALAIS	JERSEY	OSTEND
CHERBOURG	GUERNSEY	GHENT
ROUBAIX	ANTWERP	EINDHOVEN

With connecting services to and from Manchester, Leicester, Nottingham and Brighton

ASK YOUR FORWARDING AGENTS FOR FULL DETAILS.

SILVER CITY



# ROADAIR

## CARGO SERVICE

Roadair Services are operated by Silver City Airways Limited

# GOODMANS

## HIGH FIDELITY

- \* Specifications.
- \* Enclosures.
- \* Stereo Systems.
- \* Stage-built Systems.
- \* Multiple Unit Systems.
- \* Choice of Loudspeaker.



All in the NEW EDITION of GOODMANS High Fidelity Loudspeaker Manual!

**GOODMANS INDUSTRIES LIMITED,**  
Axiom Works, Wembley, Middlesex.

Tel: WEMbley 1200 (8 lines)

Grams: Goodaxiom, Wembley, England.

G50 WW

## Type 3000\* and Magnetic Latching (Remanence) Relays

# STEVENAGE RELAYS LTD



**D. G. I. TYPE APPROVAL**  
NOW GRANTED FOR OUR RANGE OF RELAYS

Certificate Nos.  
HIGH VOLTAGE 1178, 1179 LOW VOLTAGE 1287

- \* Magnetic latching and release by impulse
- \* Coil values to customer's requirements
- \* Silver, Platinum or Elkonite spring set configurations
- \* Fully tropicalised or standard finish to A.I.D. release

Fast delivery on both prototype and normal production

**STEVENAGE RELAYS LTD**



**GUNNELS WOOD ROAD · STEVENAGE · HERTS.**

Telephone: Stevenage 981. Telex: 82159 Sanders, Stev.

Ask for further details of our full range of Relays and Relay Kits.

## WANTED

Good Monaural Equipment, well-known makes

Highest prices paid for perfect condition amplifiers and players

ALWAYS FOR SALE  
Cabinets and player cases

Send for details and lists

**H. C. HARRIDGE**  
8 Moor St., Cambridge Circus, W.1  
Open daily except Thursday

**PROVED**

The finest method  
for cleaning records

Already over 200,000 enthusiastic users

THE "Dust Bug"  
AUTOMATIC GRAMOPHONE RECORD CLEANER  
PATENT No. 817,598

Price reduced to 17/6 (plus 5/10 purchase tax)

from your local dealer or

**CECIL E. WATTS LTD.**

Consultant and Engineer (Sound Recording and Production)  
Darby House, SUNBURY-on-THAMES, MIDDX.

## TELEPRINTERS PERFORATORS REPERFORATORS TAPE READERS

Pen Recorders, Terminals and V.F. Telegraph multi-channel units; Testing Equipment, Test Frames, Telephone Carriers and Repeaters; Signalling Rectifiers and Relays, Transformers, Transmit and Receive Filters; Repeating and Retardation Coils; Racks, Relay Bases, Uniselectors, Remote Control Transmitters, British, American and German Equipment.

**BATEY & CO., GAIETY WORKS,**  
Akeman Street, Tring, Herts.  
Tel.: TRING 2183 and 2310

## MINIATURE ELECTRIC BULBS

FROM 1V to 50V

IN SIZES FROM 4.5mm to 18mm DIAMETER

After nearly 30 years of specialising solely in the production of Miniature Electric Lamps, we have accumulated a store of information that is freely available to the Electronics Industry. You are invited to write or phone us for any information you may require about Miniature or Sub Miniature Filament Lamps for use in existing or new projects.

**VITALITY BULBS LTD.**

Neville Place, Wood Green, London, N.22 Phone: BOWes Park CQ16

## TRANSFORMERS

### COILS

LARGE OR SMALL QUANTITIES

### CHOKES

TRADE ENQUIRIES WELCOMED

SPECIALISTS IN

## FINE WIRE WINDINGS

MINIATURE TRANSFORMERS, PICK-UP, CLOCK AND INSTRUMENT COILS, ETC.  
VACUUM IMPREGNATION TO APPROVED STANDARDS

## ELECTRO-WINDS LTD.

CONTRACTORS TO G.P.O., M.O.S., L.E.B., ETC.  
123-5-7 PARCHMORE ROAD, THORNTON HEATH, SURREY  
LIVINGSTONE 2261 EST. 1933

## RCA AR88D RECEIVERS

One of the most renowned American Communications Receivers ever manufactured. Widely used by all the Armed Services to maintain World-wide Communications and Monitoring Posts under all conditions. Employs 14 valves, and has 6 switched overlapping wave bands for complete coverage. Refinements include Mechanical Band Spread with Logging Scale, Automatic or Manual Volume Control, Automatic or Manual Noise Limiter, BFO with pitch control, RF and AF Gain Controls, Variable HF Tone Control, Variable Selectivity with Crystal Filter, Aerial Trimmer, Choice of Head-phones or Speaker. Has internal mains power pack for nominal 115-230 volts A.C. In Black Cracked Case size 19 1/2 in. W. x 11 in. H. x 19 1/2 in. D. Thoroughly reconditioned, immaculate in appearance, and in perfect working order. Covers 500 kc/s-32 Mc/s, price **£45** (add carriage 30/- and 50/- deposit on returnable transit case). S.A.E. brings illustrated descriptive leaflet.

## TRAWLER BAND R 1155s

The latest version of this famous Communications Receiver to be released by the Air Ministry. Covers 5 wave ranges 18.5-7.5 Mc/s., 7.5-3.0 Mc/s., 3.0-1.5 Mc/s., 1.5 Mc/s., 600 kc/s., 500-200 kc/s. As used by Coastal Command, Air-sea Rescue Launches, etc. All sets thoroughly tested and in perfect working order before despatch, and on demonstration to callers. Have had slight use, but are in excellent condition. **ONLY £12/19/6**. A.C. MAINS POWER PACK OUTPUT STAGE in black metal case to match receiver, enabling it to be operated immediately, by just plugging in, without any modification. Fitted with 8in. P.M. speaker **£6/10/-**. DEDUCT 10/- IF PURCHASING RECEIVER AND POWER PACK TOGETHER. Send S.A.E. for illustrated leaflet, or 1/3 for 14-page booklet which gives technical information, circuits, etc., and is supplied free with each receiver. Add carriage 10/6 for Receiver, 5/- for Power Unit.

## UNIVERSAL VOLT-OHM-MILLIAMMETER

Reads A.C. and D.C. Volts up to 1,000 in 5 ranges at 1,000 o.p.v., D.C. Current (3 ranges) to 500 mA. Resistance readings to 200 Kohms in 2 ranges. Basic movement 300µA sensitivity. Easily read open scale. Dimensions 5 1/2 in. x 3 1/2 in. x 2 1/2 in. Beautifully made, and fully guaranteed. Complete with leads, prods and internal battery. **ONLY 59/6**



**H.R.O. SENIOR COMMUNICATIONS RECEIVERS.** Complete with all 9 coils, giving coverage of 50 kc/s-30 Mc/s. Checked and in perfect working order. Rack mounting type 18 gns., Standard Table Model 21 gns. (Carr., etc. 22/- either type.)

**HRO MAINS POWER UNITS.** A.C. Input 115/230 volts, Output D.C. (fully smoothed) 230 volts 75 mA., and 6.3 volts 3.5 amps. Complete in black cracked case **ONLY 59/6**.

**BC 342 RECEIVERS.** A few only of these famous American sets covering 1.15-18.0 Mc/s., in six bands. Internal 115 v. A.C. Mains pack. A super receiver in first-class condition and perfect working order. **ONLY £25** (carriage 15/-).

**12-WAY SCREENED CABLE.** In 10ft. lengths, fitted with plugs, originally made for No. 19 Wireless Set. **UNUSED. ONLY 15/-** per lead.

**UNISELECTOR.** 25 way 8 bank 15 ohm coil for 24 volt operation, unused ex-brand new equipment, only **62/6**.

**SPRAGUE CONDENSERS.** Metal cased wire ends. New. 30 mfd., 1,000 v. and 1 mfd., 500 v. 7/6 per dozen. Special quotes for quantities.

**W 1191A WAVEMETER.** Crystal controlled heterodyne frequency meter covering 100 kc/s. to 20 Mc/s., in 8 switched bands and is virtually the British BC221. Power requirements 2 v. L.T. and 40-60 volts H.T. Complete with Calibration Book, Crystal, Operating Valves and full set of spares. Used but in perfect order. **ONLY £5** (carriage 15/-).

**ACOS TYPE 39-1 STICK MICROPHONE.** With screened lead and stand **39/6**.

**CRYSTAL DESK MICROPHONE.** With screened lead and built in stand **16/6** (post either 1/6).

**CRYSTAL CALIBRATOR No. 10**

A superb Crystal Controlled Wavemeter. Has directly calibrated dial for nominal coverage of 1.5-10.0 Mc/s. but may actually be used from 500 kc/s. up to 30 Mc/s. Complete with 500 kc/s. Crystal, 2 valves type 1T4, 1 of 1R5 and 1 of CV296 (Neon Stabiliser), and Instruction Book. Size 7 in. x 7 1/2 in. x 4 in., weight 5 lbs. Used but in first class condition. **ONLY £2/19/6**. Carr. 3/6.



## BC 221 FREQUENCY METERS

Coverage 125 kc/s to 20 Mc/s. and known the world over as a first class standard. Complete with original calibration book, crystal, valves, and instruction book. Used, but in very good condition. **ONLY £16**. Illustrated descriptive leaflet available on request.

## 20,000 OHMS PER VOLT TESTMETER

Just purchased from the Air Ministry, these magnificent American PRECISION Testmeters provide 31 ranges for reading Voltage Current and Resistance, 6 Decibel ranges, 7 Output ranges, and facilities for testing Electrolytic and Paper Condensers. Single switch control, meter size 4 1/2 in. x 4 1/2 in. with Red and Black scales, mounted on Black and Silver Panel size 8 1/2 in. x 7 in., which is fitted into sturdy wood carrying case with removable hinged lid and compartment for leads, etc., the overall size being 10 in. x 9 in. x 6 in. Has 7 D.C. Voltage ranges up to 6,000 volts at 20,000 ohms per volt, 7 similar ranges at 1,000 ohms per volt, 7 similar A.C. ranges at 1,000 ohms per volt, 7 D.C. Current ranges from nought microamps to 12 Amps., 3 Resistance ranges up to 60 Megohms, 6 Decibel ranges from -12 to +70 DB, 7 Output ranges up to 6,000 volts. Supplied with test leads, internal batteries, and operating instructions. Case finished medium Oak, and fitted with leather handle. In excellent condition, thoroughly checked before despatch. 40 only available—first come first served. **ONLY £9/19/6** (post etc. 5/6).

Further details on receipt of S.A.E.

## DOUBLE BEAM OSCILLOSCOPE TUBES

Type CV 1596 equivalent to Cosor O6D as used in oscilloscopes by Cosor (339 series), Hartley and Erskine (13 series). Listed at **£12/10/-**. Our price **£2/19/6** (carriage 5/6). Brand new in makers' crates.

## METERS

F.S.D.	SIZE AND TYPE	PRICE
25 microamps	D.C. 2 1/2 in. Proj. circular	59/6
50 microamps	D.C. 2 1/2 in. Flush circular	59/6
50 microamps	D.C. 3 1/2 in. Flush circular	80/-
1 milliamper	D.C. 2 1/2 in. Flush circular	30/-
1 milliamper	D.C. 3 1/2 in. Flush circular	50/-
200 milliamper	D.C. 2 1/2 in. Flush circular	12/6
20 amps	D.C. 2 in. Proj. circular	7/6
40 amps	D.C. 2 in. Proj. circular	7/6
300 volts	A.C. 2 1/2 in. Flush circular	25/-
500 volts	A.C. 2 1/2 in. Flush circular	25/-

## UNIVERSAL AVOMETERS



Just purchased from the Air Ministry. First class condition, thoroughly overhauled and checked on all ranges. Complete with leads and internal batteries. The 50 Range Model 7, **ONLY £12/10/-**, OR the superlative 20,000 ohms per volt Model 8, **ONLY £17/10/-** (reg. post on either 5/-). S.A.E. for full details.

**AMPLIFIER N24.** As previously advertised. 4 valves, rack mounting, with internal A.C. mains pack for nominal 110/230 volts. Output to 600 ohms line, provision for 600 ohms or High Impedance input. A first class job, **NEW IN MAKERS' PACKING. ONLY 89/6** (carr. 10/6).


**INTERCOM. TELEPHONE SET.** Two pairs of Brand New Headphones connected to Breast Microphones, with leads, etc., in fitted carrying cases. Supplied with 4 1/2 volt battery, 10 yards twin flex, and full instructions for connecting to make super intercom. **ONLY 27/6**. (Post 3/6). Extra flex 3d. per yard.

**10,000 OHMS PER VOLT TESTMETER.** This latest Gaby model is a handy pocket sized tester 6 1/2 x 3 1/2 x 2 1/2 in. Reads low D.C. voltages at 10,000 ohms per volt, up to 10,000 v. A.C. and D.C. at 4,000 o.p.v. Resistance to 20 megohms. D.C. current to 250 milliamperes and also Decibels. Complete with Test Leads, Batteries and Instruction Book. **ONLY £6/10/-**.

**12 VOLTS AMERICAN DYNAMOMETER.** Delivers 220 volts at 100 milli. Size 5 1/2 x 3 1/2 in. Ideal for running Radio and Electric Shaver etc., from car battery. **ONLY 32/6**.

**MARCONI SIGNAL GENERATOR TF 144G/7.** Coverage 85 kc/s.-2.5 Mc/s. and 8 Mc/s.-70 Mc/s. Complete, and in AS NEW CONDITION. **ONLY £95**.

## "P.W." 6 TRANSISTOR PERSONAL RECEIVER



Designed by the technical staff of *Practical Wireless*, easy to build, using printed circuit, and 1st Grade Matched Transistors and Diode. Full Medium and Long Wave coverage to internal speaker. All parts sold separately (new components only) enabling you to buy as required, and full detailed price list will be sent on request. Constructional details 1/6. **TOTAL COST INCLUDING BATTERY AND CABINET. £8/19/6**.

Cash with order please, and print name and address clearly

PLEASE ADD POSTAGE OR CARRIAGE COSTS ON ALL ITEMS

# HARRIS ELECTRONICS (LONDON), LTD.

Radio Corner, 138 Gray's Inn Road, London, W.C.1. Phone: TERMINUS 7937

Open until 1 p.m. Saturdays.

We are 2 mins. from High Holborn (Chancery Lane Station) and 5 mins. by bus from King's Cross.


## CONTESSA

6-TRANSISTOR MEDIUM AND LONG WAVE SUPERHET TERRIFIC SENSITIVITY UNBEATABLE IN PERFORMANCE AND APPEARANCE

### SPECIFICATION

- 425mW Push-Pull Output
- 6 "Top Grade" Ediswan Transistors
- New Type Printed Circuit with all Components marked
- Full Medium and Long Wave Tuning
- High "Q" Internal Ferrite Aerial
- Car Radio Adaption and AVC
- Slow Motion Fingertip Tuning with Station Names
- "Hi-Fi" Quality Speaker
- Attractive Rexine Covered Cabinet

COMBINED PORTABLE AND CAR RADIO



TOTAL COST OF ALL PARTS **£10.19.6** P.P. 3/6. **NO EXTRAS TO BUY**

NOW REDUCED IN PRICE EVEN **BETTER VALUE FOR MONEY** **CALL FOR DEMONSTRATION**

## 'PW' ROADFARER

(as described in April edition of *Practical Wireless*)



A.M. and F.M. 7-transistor mains / battery portable in attractive moulded-in case. Slow motion tuning; telescopic aerial; 7 x 4in. speaker; Ferrite aerial, etc.

- Full tuning medium wave and F.M. VHF for clear reception of all programmes anywhere in the country.
- 500 mW push-pull output with Mains or Battery supply built in.

All Parts as Specified **£16.19.6** P.P. 3/-. All components sold separately. List on request.

● PRINTED CIRCUIT—SEVEN TRANSISTORS.

● FULLY ILLUSTRATED BUILDING INSTRUCTIONS

## TRANSISTOR FM TUNER

Fully tunable with A.F.C., A.G.C. Incorporating 5 Transistors and Printed Circuit Pre-assembled units.

- 2-OC71 and 3-OC170 Selected Transistors.
- Fully Tunable 85 to 108 Mc/s.
- 10.7 Mc/s. I.F. audio output

A new design for Hi-Fi to feed quality valve or transistor amplifiers.



All Parts **18 gns.** P.P. 3/-. Cover removed

Fully Illustrated Book 3/6

## MULLARD TRANSISTORS

OVER 50% REDUCTIONS  
 OC44 11/-; OC76 8/-;  
 OC45 10/-; \*OC81 8/-;  
 OC71 6/6; OC170 13/6;  
 \*OC72 8/-; LC171 14/6;  
 OC75 8/-; OC140 36/-;  
 OC201 36/-; OC26 25/-.  
 Complete list free on request.  
 ● Special reductions for matched sets.


● AVO — MODEL 8 Multi-Meter. (List price £24/10/-) **£17.10.0** Regd. P.P. 5/-.

Complete with Avo Test Leads and Batteries. Fully guaranteed new condition.

● AVO — MODEL 7 (List price £19/10/-) **£12.10.0** Regd. P.P. 5/-.

In new condition complete with Test Leads and Batteries. Fully Guaranteed.

## MARCONI 19 SET CRYSTAL CALIBRATOR



10 kc/s. 100 kc/s., 1 Mc/s. 6-valve and neon modulator **79/6** P.P. 2/6. With handbook (New Condition)

## ALL TRANSISTOR UNITS

SAVE POUNDS ★ TO BUILD YOURSELF ★ DETAILS ON REQUEST

- 4-transistor, OC169/OC71/OC72/V15/201P, 27 Mc/s, model control relay-less receiver. Very sensitive, small size and weight. 300 mA current rise. Output to servo or actuator, 4 to 5 volt operated. All parts, 72/6. P.P. 1/6.
- MINI 4, medium and long 6-stage pocket superhet. 4 Mullard transistors. All parts £6/19/6. Details on request.
- Super 3 Three-Transistor and Diode Earphone Radio. All components. No extras to buy. 37/6. P. & P. 1/6.
- 3-transistor hearing aid transformer coupled. Size 3 x 2 x 3/4 in. High gain. Includes min. mic. and earphone. Volume control. All parts. 79/6. P. & P. 1/6.

- 7-transistor medium, long and short wave superhet. Pre-built units. Full plans and details. 2/6 plus post.
- SEND FOR DETAILS OF OTHER UNITS AVAILABLE.

## PRACTICAL TRANSISTOR CIRCUITS

Contains easy-to-follow plans of 40 all-transistor units, including light-operated switches, amplifiers, transmitters, receivers, test oscillators, signal tracers, hearing aids, radio control, etc. All parts available **3/6** separately. POST FREE



## ★ RANGER-3 ★

NO EXTERNAL AERIAL OR EARTH 3-TRANSISTOR and 2 DIODES

PERSONAL POCKET RADIO with 5 stages giving clear reception on medium wave, amateur top band and shipping. Only first grade components used throughout. As described in March R.C.

- Easy to follow instructions with pictorial layout.
- Reception of Radio Luxembourg guaranteed (most areas).
- Free Instructions and Price List on request. Easy to build.

Size 4 1/2 x 3 x 1 1/4 in.

ALL COMPONENTS

**79/6** P.P. 1/6

NO EXTRAS TO BUY Everything Supplied.


● AFTER SALES SERVICE. GUARANTEED SUCCESS ●

## ★ 'PW' 6-TRANSISTOR ★

MEDIUM AND LONG WAVE POCKET SUPERHET

(as described November P.W.)

- A sensitive superhet with 150mW push-pull output on 2 1/4 in. speaker. Uses 6 first-grade Mullard transistors and printed circuit. Moulded cabinet. Red, Blue or Cream.
- All parts sold separately. Send for list. Illustrated Building Plans 1/6 plus post.



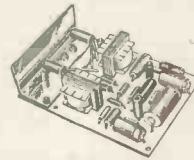
Size 5 1/2 x 3 x 1 1/4 in.

ALL PARTS REQUIRED **£8.19.6**

★ NO EXTRAS TO BUY—EVERYTHING SUPPLIED ★

## 750mW 4-TRANSISTOR PUSH-PULL AMPLIFIER

(over 1 watt peak output)



- Uses OC71/OC81D, 2—OC81.
- ±3 dB 70 c/s to 12 kc/s.
- Overall size 3 x 2 1/2 x 3/4 in.
- Built on printed circuit.

BUILT AND TESTED **69/6** p.p. 1/6 OR COMPLETE **62/6** p.p. 1/6. Ideal for Record Player, Intercomm. Baby Alarm, for Tuners, etc.  
 ● 3 ohm output, fully guaranteed, 9 volt operated. Descriptive leaflet with uses FREE on request.

## 6-TRANSISTOR RADIO



Fidelity "CORONET"



### 6-TRANSISTOR MEDIUM AND LONG WAVE POCKET RADIO

- Size 2 1/2 x 4 1/2 x 1 1/4 in.
- Quality Push-Pull Speaker Output.
- Guaranteed for 12 months.
- Phone and Tape Socket.

ALL BRITISH DESIGN AND CONSTRUCTION

**9 1/2 gns.** Reg. Post 2/6. (INCL. BATTERY)



## ALL TRANSISTOR TIME SAVER OFFICE OR HOME TELEPHONE PICK-UP AMPLIFIER

- No more "Holding Up" wasting time waiting for your call to come through. When it does the amplifier can be switched off if required. No connections, just Sellotape the pick-up coil to back of phone as above.
- 5-inch speaker; 3 months' battery life. Now with 400mW output

BUILT, TESTED, READY TO USE **£5.10.0** P.P. 2/6

2 METRE TX/RX EX 1890, 1985, 1986, 1987, 2-METRE MULTI-CHANNEL AIRBORNE EQUIPMENT  
 ★ TRANSMITTER (5-VALVES) 5/- P.P. 2/6  
 ★ RECEIVER (3.958 VALVES) 5/- P.P. 2/6  
 ★ MODULATOR WITH 5 VALVES 20/- P.P. 2/6  
 ★ 9.72 MOB I.F. STRIP DOUBLE TUNED WITH 6 VALVES 25/- P.P. 2/6  
 FULL CIRCUIT DIAGRAMS 1/8. POST FREE

'POCKET' SOLDERING IRON. 220/250 v. 30 watt Iron. Complete with wallet. Handle unscrews to protect element. **18/6** P.P. 1/-. Brand new Guaranteed.

# HENRY'S RADIO LTD.

DEPT. A7, 5 HARROW ROAD, PADDINGTON, LONDON, W.2. **LET US HAVE YOUR ENQUIRIES FOR COMPONENTS, MINIATURE AND STANDARD; VALVES, TUBES, CRYSTALS SPEAKERS, ETC., ETC.**

Opposite Edgware Road Tube Station. PADDINGTON 1008/9. OPEN MONDAY to SAT. 9-6. THURS. 1 o'clock.

### VALVES & TUBES

TRANSMITTING RADIO AND TV VALVES, TUBES AND INDUSTRIAL TYPES.

NEW FREE LIST ON REQUEST.

Bulk order enquiries invited for all types.

### CRYSTAL MICROPHONES

ACOS 39-1. Stick Microphone with screened cable and stand (list 5 gns.). 39/6, P.P. 1/6.

ACOS 40 Desk Microphone with screened cable and built-in stand (list 50/-). 19/6, P.P. 1/6.

ACOS 45 Hand Microphone with screened lead, very sensitive, 29/6, P.P. 1/6.

MC 43 Stick Microphone with muting switch and screened cable, 27/6, P.P. 1/6.

★ Brand New—Fully Guaranteed ★

### RF E.H.T. POWER UNIT TYPE 845

Output 1 kV D.C. from 250 v. A.C. and 12 v. D.C. supplies. Uses 6C4 and EY51 with 616 Independent multi-variantor. Size 5 1/2 x 5 1/2 x 4 1/2in. 25/- Carriage Free.

### 931A (27M1)

(CV 2696)

### PHOTO MULTIPLIER

Brand new, original cartons.

60/- P.P. 1/- Base 2/-

Also: Special purpose 931A-CV337 80/- each Base 2/-

### 9.72 Mc/s IF STRIP

★ 2-EF92 Valves  
★ 3-EF91 Valves  
★ 1-EB91 Valve

32/6 P.P. 1/6.

BRAND NEW WITH DIAGRAM. IDEAL FOR F.M.

### Type 38, Transmitter Receiver

Complete with 5 valves. In new condition. These sets are sold without guarantee but are serviceable.

22/6 P.P. 2/6.

7 to 9 Mc/s Headphones 7/6 pair. Junction Box 2/6. Throat Mike 4/6. Aerial Rod 2/6.

### ★ BC221 FREQUENCY METER ★

125 Kc/s to 20 Mc/s. Three valve crystal control oscillator. Used in new condition.

£16 CARRIAGE PAID

Complete with calibration charts and handbook.

★ Battery operated ★

### QUARTZ CRYSTALS

FOR TRANSMITTING, RADIO CONTROL, OSCILLATORS, ETC.

FROM 5/- EACH

Free List on Request

ALL TYPES FOR ALL PURPOSES

Bulk order enquiries invited

### SUNDRY COMPONENTS

★ 1,000 ohm Personal Phone with Leads and Jack Plug and Socket, suitable for most Commercial Transistor Radios. 17/6.

★ 7 section chromed Telescopic Aerials, 38in. with fixing bracket, 12/6. P.P. 1/6. 64in. Version, 17/6, P.P. 1/6.

★ ACOS Crystal Mic Inserts. 2in., 12/6; 1 1/2in., 7/6; 1/2 x 1/2in., 7/6.

★ Mercury Batteries, 1.3 v. 500mA H 3in. x 1in. 1/3 ea. P.P. 3d.

★ Siemens High Speed Sealed Miniature Relay, 1700-1700 ohms. 15/- ea.

★ 4.7 volt 1 watt Zener Diode. 19/6 ea.

★ Sub-miniature Jack Plug and Socket, 3/6 complete.

★ Mullard LA4 Pot Core complete 12/6. LA10 complete 17/6.

★ Sub-miniature 27 Mc/s 3rd Overtone Xtal for model control 30/-.

★ Personal Earphones used with RANGER 2 and 3. British made, 12/6.

★ 2 1/2in. round 1/2in. deep 3 ohm speaker, 17/6.

★ 2 1/2in. 80 ohm Speaker, excellent quality, 17/6.

★ 600 ohm Personal Ear Phone with jack and socket, 10/6, p.p. 9d.

★ ALL COMPONENTS IN STOCK for "WEY-RAD" 6-Transistor Superhet. Booklet 1/3 post free.

Leaflet on request.

## HENRY'S RADIO LTD.

★ TRANSISTORS ★ QUARTZ CRYSTALS ★ VALVES & TUBES ★ MINIATURE & STANDARD COMPONENTS

★ ACKNOWLEDGED THE SPECIALISTS ★

ADDRESS (Dept. A7)

# BENTLEY ACOUSTIC CORPORATION LIMITED

## The Valve Specialists

38 CHALCOT ROAD, LONDON, N.W.1

Telephone: PRIMROSE 9090

Nearest Underground: Chalk Farm

EXPRESS POSTAL SERVICE! ALL ORDERS DESPATCHED SAME DAY AS RECEIVED. TELEPHONE AND TELEGRAM ORDERS FOR CASH ON DELIVERY SERVICE ACCEPTED UP TO 3.30 P.M.

0A2 .. 17/6	6B8 .. 5/-	6U4GT 12/8	19A4Q5 10/6	305 .. 10/6	EAC91 4/6	EF39 .. 5/6	EZ40 .. 7/-	PCP82 10/6	U18/20 8/6	UF89 9/-	MIDGET
0B2 .. 17/6	6BA6 7/6	6U5G 7/8	19H1 10/6	807 .. 7/6	EAF42 9/-	EF40 .. 15/-	EZ41 .. 7/-	PCP84 18/7	U19 .. 38/-	UL41 .. 9/-	SILICONE
0Z4GT 5/8	6BE5 6/-	6V80 7/8	20D1 .. 15/3	4033L 12/8	EB34 2/6	EF41 .. 9/-	EZ80 .. 7/-	PCP86 15/-	U22 .. 8/-	UL44 .. 28/6	RECTI-
1A6 .. 6/-	6BG6G 23/3	6V9GT 8/6	20F2 .. 23/6	5763 .. 12/8	EB41 5/6	EF42 .. 10/6	EZ81 .. 7/-	PCP88 12/8	U24 29/10	UL46 14/6	FIERS.
1A7GT 12/-	6BHE 8/-	6X4 .. 5/-	20L1 .. 23/6	AC/PENT/78	EB91 4/-	EF50(A) 7/-	FC4 .. 15/-	PCL83 10/6	U25 17/11	UL48 8/6	two in series
1C5 .. 12/6	6BUB 6/-	6X5GT 6/-	20P1 .. 28/6	ATP4 5/-	EB33 5/-	EF50(B) 5/-	FC4 .. 15/-	GU50 .. 27/6	U26 .. 10/-	UM4 17/8	give 240 v. at 1 amp.
1G6 .. 17/6	6BQ7A 15/-	6X30L2 10/-	20P3 .. 23/3	AZ31 10/-	EB41 8/6	EF54 .. 5/-	GZ30 .. 9/-	PCL84 18/7	U31 .. 9/6	UM34 17/3	10/8 ea. 10/8
1HSOT 10/8	6BB7 .. 23/3	7B7 .. 8/6	20P4 .. 23/3	AZ41 13/11	EB31 8/-	EF73 10/8	GZ32 10/-	PCL86 18/7	U33 .. 28/6	UM80 15/3	larger than a resistor!
1L4 .. 3/6	6BW6 8/6	7C5 .. 8/-	20P5 .. 23/3	B36 .. 15/-	EB99 9/6	EF80 .. 6/-	GZ33 19/11	PEN25 4/6	U34 .. 28/6	URIC 18/11	Transistors
1LDS .. 3/6	6BWW 6/-	7C6 .. 8/-	25AGG 10/6	BL93 7/6	EB313/11	EP85 .. 8/-	GZ24 14/-	PEN48 19/6	U37 .. 25/6	U8 19/11	and Diodes
1LNS .. 5/-	6C4 .. 5/-	7HT 8/-	25LGT/10/6	CB131 23/3	EBP89 9/6	EP86 .. 10/6	GZ24 14/-	FRN46 17/6	U45 .. 9/-	U08 28/6	★
1NSGT 10/6	6C5 6/6	787 .. 9/6	25Z4G 9/6	COH35 23/3	EBL21 23/3	EP89 .. 9/-	H12 .. 7/6	PL33 19/3	U49 .. 6/6	U09 17/8	★
1R5 .. 6/6	6CD4G 38/6	7Y4 .. 7/6	25Z5 9/6	CL33 19/3	EBL31 23/3	EP91 .. 4/6	HL23DD7/8	PL36 12/-	U52 .. 6/6	UY1N 7/8	GD3, 4, 5, 6
1R4 .. 9/-	6CH6 .. 9/-	9BW6 15/3	25Z6G 10/-	OV63 .. 10/6	EC2 .. 5/6	EP92 .. 4/6	HN309 24/7	PL38 .. 28/6	U76 .. 6/-	UY21 18/7	8 .. 4/-
1R5 .. 9/-	6E5 .. 12/6	10C1 .. 13/-	27BU 19/11	CV1 .. 18/7	EC34 .. 6/-	EP97 .. 13/3	HVR2 20/-	PL41 10/6	U107 .. 18/7	UY41 7/6	0A70 3/-
1T4 .. 3/6	6F1 .. 28/6	10C2 .. 28/6	28D7 7/-	CY31 .. 11/7	EC70 12/6	EP98 13/3	HVR2A 6/-	PL42 .. 7/6	U191 .. 16/7	UY85 7/6	0A73 3/-
1U4 12/6	6F9G .. 7/6	10F1 .. 28/6	30C1 .. 8/-	D1 .. 3/-	EC92 13/3	EP143 18/7	KT2 .. 5/-	PL43 .. 9/-	U281 19/11	VM94B 15/-	0A79 3/-
1U5 .. 6/6	6F13 .. 11/6	10F9 .. 11/6	30F5 .. 6/-	D16 .. 10/0	ECC32 5/6	EP194 18/7	KT3C 10/-	PL44 12/8	U282 22/7	VP4 .. 15/-	0A81 3/-
2D21 .. 15/6	6F23 .. 10/6	10P13 15/-	30P11 10/-	DAP91 6/-	ECC33 8/6	EK32 8/6	KT36 29/10	PL48 20/17	U301 23/3	VP4B 23/3	0A86 4/-
2X2 .. 4/6	6F24 .. 18/7	10P14 19/3	30L1 .. 8/-	DAP96 8/6	ECC34 24/7	EL32 .. 5/-	KT41 23/3	PK4 .. 10/6	U329 14/-	VP23 .. 6/6	0A91 3/6
3A4 .. 6/-	6F33 .. 7/6	12A6 8/-	30L13 11/6	DB1 13/11	ECC35 8/6	EL33 .. 12/6	KT44 12/6	PK31 18/7	U339 .. 18/7	VP41 6/6	0A95 3/6
3A5 .. 10/6	6F36 .. 6/6	12A9B 15/3	30P4 .. 12/-	DE25 7/6	ECC40 23/3	EL34 .. 15/-	KT61 12/8	PK32 12/6	U404 .. 8/6	VR105 8/6	0A210 11/-
3B7 12/6	6F38 .. 7/8	12AD4 17/3	30P12 7/6	DF66 15/-	ECC41 6/-	EL37 .. 24/7	KT63 .. 7/-	PK80 .. 7/6	U401 29/10	VR150 7/6	0A211 20/-
3D6 .. 5/6	6J6 .. 5/-	12AE5 13/11	30P11 10/6	DF91 3/6	ECC42 6/6	EL38 .. 28/6	KT66 15/-	PK81 8/6	U4026 18/7	VT501 5/6	0C16 .. 48/-
3Q4 7/6	6J6 .. 5/6	12A8B 12/8	30P13 16/6	DP96 8/6	ECC43 7/6	EL41 .. 9/-	KT68 24/-	PK92 7/6	U40C90 9/7	VU39 5/6	0C19 .. 48/-
3Q5GT 9/6	6J7G .. 8/-	12AT6 7/6	35A3 21/3	DPT 9/6	ECC44 9/-	EL42 .. 10/6	KT69 24/-	PK93 8/6	U4042 8/6	VU39 5/6	0C26 .. 87/-
384 .. 7/6	6K7G 6/-	12AT7 6/-	35LGT 9/6	DE63 6/6	ECC45 8/6	EL43 .. 18/7	KT70 7/6	PK98 13/3	U41 .. 12/-	W76 .. 5/6	0C28 .. 25/-
3V4 7/6	6K8 .. 7/6	12AU6 23/3	38W4 7/8	DH76 5/-	ECC48 18/-	EL43 19/11	KT73 6/6	P230 19/11	U4C41 8/6	W77 .. 4/6	0C28 .. 25/-
6M40Y 17/6	6K25 19/11	12A7 6/6	35Z3 10/6	DH77 7/-	ECC49 10/6	EL44 .. 7/6	KTZ41 8/-	P230 19/11	U4C41 8/6	W77 .. 4/6	0C28 .. 25/-
6H40 17/6	6L11 .. 23/3	12A76 12/8	35Z4G 9/6	DK40 21/3	ECC49 10/6	EL45 13/11	KTZ43 7/6	Q21 .. 7/-	UBC81 11/4	W81M 6/6	0C35 .. 25/6
6V40 10/6	6L9G .. 8/-	12AX7 7/8	35ZK 10/6	DK92 9/6	ECC49 10/6	EL46 .. 17/3	L63 .. 6/-	Q25 14/8	UBP80 9/6	X41 15/-	0C44 .. 11/-
6Y3 8/6	6L7GT 7/8	12BA6 8/-	43 .. 10/-	DK96 8/6	ECC49 10/6	EL47 .. 17/3	MLA 7/6	Q8150/15	UBP89 9/6	X61 .. 12/6	0C45 .. 10/6
6Z3 19/11	6L8 .. 13/1	12BE5 9/6	50C5 .. 30/8	DL36 8/6	ECC49 10/6	EL48 .. 19/6	MUL4 8/-	UB121 23/3	UB121 23/3	Y81A 5/6	0C46 .. 22/6
6Z4 .. 9/-	6L19 23/3	12BG7 21/3	50D6G .. 30/8	DL6 17/6	ECC49 10/6	EL49 18/7	N37 .. 23/3	R18 .. 14/-	UC084 14/7	X66 12/6	0C46 .. 22/6
6A8 9/6	6LD20 15/11	12I7GT 9/6	36/8 .. 30/8	DL68 15/-	ECC49 10/6	EL49 18/7	N78 19/11	R19 19/11	UC085 9/6	X66 12/6	0C70 .. 6/6
6AC7 .. 4/6	6N7 .. 8/-	12K5 17/11	50L6GT 9/6	DL92 7/-	ECC49 10/6	EL49 18/7	N108 23/3	R34 7/8	UC086 10/7	X76M 14/6	0C71 .. 6/6
6AC6 .. 5/6	6P26 19/11	12K7GT 5/6	53KU 19/11	DL94 7/6	ECC49 10/6	EL49 18/7	N108 23/3	R34 7/8	UC087 10/7	X76M 14/6	0C72 .. 8/6
6AG7 .. 7/6	6P28 26/6	12KA 14/-	72 .. 4/8	DL96 8/6	ECC49 10/6	EL49 18/7	N108 23/3	R34 7/8	UC088 10/7	X76M 14/6	0C73 .. 18/-
6AK6 9/6	6Q7G .. 8/6	12Q7GT 5/6	78 .. 4/8	DL98 8/6	ECC49 10/6	EL49 18/7	N108 23/3	R34 7/8	UC089 10/7	X76M 14/6	0C74 .. 8/6
6AL5 4/-	6R7G 10/-	12R7 21/3	80 .. 9/-	DL10 10/6	ECC49 10/6	EL49 18/7	N108 23/3	R34 7/8	UC090 10/7	X76M 14/6	0C75 .. 8/6
6AM6 4/6	6S47GT 8/6	12R8 7/8	83 .. 15/-	DM70 7/8	ECC49 10/6	EL49 18/7	N108 23/3	R34 7/8	UC091 10/7	X76M 14/6	0C76 .. 15/-
6AQ5 7/6	6S7 .. 7/6	12R8 7/8	83 .. 15/-	EQ0F 20/6	ECC49 10/6	EL49 18/7	N108 23/3	R34 7/8	UC092 10/7	X76M 14/6	0C77 .. 15/-
6AT6 7/-	6SL7GT 6/6	12R9 7/8	100B2 15/-	ER8F .. 37/6	EP9 23/3	EL51 37/6	N108 23/3	R34 7/8	UC093 10/7	X76M 14/6	0C78 .. 8/6
6AD6 10/6	6SN7GT 5/6	1487 27/10	145BT 33/2	EA50 9/6	EP22 14/-	EY31 9/-	N108 23/3	R34 7/8	UC094 10/7	X76M 14/6	0C79 .. 8/6
6AV6 12/8	6SQ7GT 9/-	12Y4 10/6	301 .. 10/6	EAB20 9/6	EP22 14/-	EY31 9/-	N108 23/3	R34 7/8	UC095 10/7	X76M 14/6	0C80 .. 8/6

Terms of Business—Cash with order or C.O.D. only. Post/Packing charges 6d. per item. Orders over £3, post free. C.O.D. 2/6 extra. Any parcel insured against damage in transit for 6d. extra. We are open for personal shopping. Mon-Fri. 8.30-3.30. Sat. 8.30-1 p.m.

Latest catalogue of over 1,000 different valves also metal rectifiers, volume controls, electrolytic condensers, transistors, germanium diodes, valv. holders, and HiVac miniature valves, with full terms of business, price 6d.

All valves boxed, fully guaranteed, and new manufacturers' stock or government stores surplus. First-grade goods only no seconds or rejects. Please enquire for any type not listed. S.A.E. please.



LONDON'S LARGEST  
SUPPLIERS OF  
ELECTRONIC EQUIPMENT

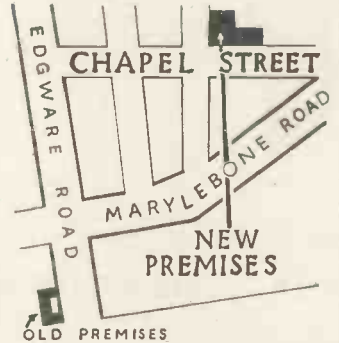

9 & 10 CHAPEL ST.,  
LONDON,  
N.W.1

Tel.:  
PAD 7851      AMB 5125



**Samson's Surplus Stores of Edgware Road**

*are MOVING!*



**SPECIAL OFFER: LATEST A.M. RELEASE.** Isolation Transformers. Pri. tapped 100, 200, 220, 240 v. Sec. 225 v. 1.1 Amps. Tropically rated. Guaranteed £3/5/-. Carr. 7/6.

**EXCLUSIVE PURCHASE OF A.M. HEAVY DUTY TRANSFORMERS**  
Tapped to give the following specifications: Pri. 440-400 v. S.P. Sec. 220 v. or 110 v. 600 watts.  
Pri. 220 v. Sec. 220 v. or 110 v. 600 watts.  
Pri. 220 v. Sec. 55 v. 10 amps. All winding. Double wound, £5/19/6. Carr. 7/6.

**SPECIAL OFFER BRAND NEW PARMEKO SEALED TRANSFORMERS.** Pri. tapped 200-220-240 v. Sec. 4-volt C.T. 36 amps. Tropically rated. 25 kV. D.C. insulation. Size 9 x 8 x 8 inches plus 4 inch terminals. Offered at a fraction of maker's price. £9/10/-. Packing and carriage 15/-.

**SUNVIC ADJUSTABLE THERMOSTATS**  
TYPE T.S.I. Suitable for control up to 300 deg. C., 27/6. P.P. 3/6.

**TANGENT HEAVY DUTY ALARM BELLS.** 6-inch gong. A.C. 200-240 v., 35/-, Carr. 4/-. 8-12 v. D.C., 27/6. Carr. 4/-.

**ADMIRALTY THERMOMETERS.** 20-210 deg. F. Built-in metal cylindrical case, length 12ins., dia. 1in. Ideal for the lab., workshop or the home. Brand new at a fraction of maker's price, 7/6. P.P. 1/6.

**PANTON ATTENUATORS.** 3,000Ω in 41 stud contact steps, 15/-, P.P. 1/6. 500Ω in 15 steps, 10/6. P.P. 1/6.

**NON-KINKABLE TWIN CABLE.** 23/0076 rubber covered braided with cotton. 25-yard coils 12/6. P.P. 1/6.

**H.T. RECTIFIER VOLTAGE DOUBLER.** A.C. 180 v. Max. D.C. 336 v. Nom. 270 milli-amps. 10/6. P.P. 2/-.

**EQUIPMENT WIRE, P.V.C.** 14/0076, 100-yard drums, 6/6. P.P. 1/6. Henley Rubber Covered Braided with cotton, 40/0076, 50-yd. drums, 5/-, P.P. 2/-, 110/0076 50-yd. drums 7/6. P.P. 2/6. 162/0076 50-yd. drums, 10/6. P.P. 3/-.

**20 S.W.G.** 100-yard coils 6/6. P.P. 1/6. Various colours. Transparent 14/36, 100-yd. coils 7/6. P.P. 1/6.

**TWIN 20 S.W.G.** 100-yard coils 13/6. P.P. 2/-.

We wish to announce that as from the end of June 1961 our new address is 9 and 10 Chapel Street, London, N.W.1. The telephone numbers Pad 7851 and Amb. 5125 remain unchanged.

Our new premises will be larger and thus will enable us to improve considerably on our service in every respect. Our premises at 169-171 Edgware Road, London, W.2, will remain open until the end of Sept. 1961 where we will be holding a genuine clearance sale of oddments and remnant lines of electronic and radio equipment.

**S.T.C. RECTIFIER  
SUPPLY UNIT No. 11  
TYPE ZB 10235**

Specification:—A.C. input 100-260 volts. 45-65 cycles. D.C. output 24 volts 11 amps. and 130 volts 600 ma. very conservatively rated. L.T. and H.T. completely smoothed. All circuits fused. Mains on/off switch. Built in grey metal cabinet. Height 5ft. 0in., width 1ft. 7½in., depth 1ft. 1½in. Weight 200 lbs.

These units were originally designed to supply L.T. and H.T. power in conjunction with Bay Power No. 3, to S.O.S./T. 3-channel telephone system, but are ideal heavy duty L.T. and H.T. supply units for the electronic industry, research laboratories, schools, etc. Guaranteed 20 amp. output. Complete with Instruction Book and circuit. Supplied brand new at a fraction of the maker's price.

**£22.10.0** ex-warehouse


**SPECIAL OFFER. BRAND NEW A.M. LEAD ACID ACCUMULATORS.** 2 volt 14 A.H. Size 6½in. high, 2in. sq. Ideal for constructing 6 or 12 volt batteries. 4/11 each. P.P. 2/-, Six for 27/-. Carr. 5/-, With charging instructions.

**EXCLUSIVE PURCHASE EXIDE 12 v. 4 A.H. UNSPILLABLE LEAD ACID BATTERIES.** Size 4½ x 4 x 3½in. Weight 4½ lbs. Latest type. Specially designed for Rocket Electronic equipment. Maker's price £9 each. Supplied brand new with charging instructions. 52/6 each. P.P. 2/6.

1/10 H.P. A.C. MOTORS. 220-240 v. Cap. start. Reversible 2,850 r.p.m. Cont. rating. ½in. dia., Spindle length 1in., 55/-. Carr. 4/-.

**WESTINGHOUSE HEAVY DUTY L.T. SUPPLY UNITS**

TYPE 115. A.C. input 200-250 volts. D.C. Output 26 amps. into a 24 volt (nominal) battery. Rating continuous. Max. ambient temp. 35 deg. C. Completely smoothed and stabilised. Built in metal case approx. size 17 x 21 x 19 inches. With fitted fuses. On/Off switch. Reconditioned as new. £32/10/- ex warehouse. Original maker's price over £100.




**AMERICAN HEAVY DUTY AUTO TRANSFORMERS.** "C" core winding. Completely enclosed in metal container, 7½ kVA. 115-230 v., £17/10/-. Ex warehouse. We have London's largest selection of auto transformers, 110-240 v. available from stock. Let us know your requirements.

**JUST ARRIVED. AMERICAN FIELD TELEPHONE CABLE.** Single 2-mile drums. Brand new, at a fraction of maker's price £7/10/-. Ex. Warehouse.

**SANGAMO SYNCHRONOUS MOTORS**  
A.C. 200-250 v. Size 1½in. dia., 7/6. P.P. 1/6. Also attached to gear train unit, containing over 30 gear wheels, 10/-, P.P. 2/-. Gear train unit separately, 2/6. P.P. 1/-. Ex. Warehouse.

**HEAVY DUTY  
L.T.  
TRANSFORMERS  
LONDON'S  
LARGEST SELECTION**



No. 1. Pri. 220-240 v. Sec. 50 v. 60 amps. Very conservatively rated, £17/10/- Ex warehouse.

No. 2. Pri. 240. Sec. tapped 4.6, 11 v. 200 amps. £9/10/- Carr. 10/-

No. 3. Pri. 230 v. Sec. tapped 11, 11.5, 12, 12.5 100 amps. tropically rated, £9/10/- Carr. 10/-

No. 4. Pri. 240 v. Sec. 14 v. 200 amps. £9/10/- Carr. 15/-

No. 5. Pri. 220-240 v. Sec. 26 v. 36 amps. Very conservatively rated, £9/15/- Carr. 15/-

No. 6. Pri. 220-240 v. Sec. 20 v. 3 amps. £6/15/- Carr. 7/6

No. 7. Pri. 240 v. Sec. 20 v. 20 amps., £4/17/6 Carr. 7/6

No. 8. Pri. 240 v. Sec. tapped 6, 12 v. 20 amps., 7/2/- Carr. 5/-

No. 9. Pri. 240 v. Sec. tapped 12, 18 v. 10 amps., 4/7/6 Carr. 5/-

No. 10. Pri. tapped 200-240 v. Sec. 13 v. 15 amps. C.T.; and 80 v. 0.25 v. Very conservatively rated, 6/7/6 Carr. 7/6

No. 11. Pri. 230 v. Sec. 24 v. 7 amps. and 30, 32 v. tapped, 2 amps., 5/2/6 Carr. 4/-

No. 12. Pri. 200-220-240 v. Sec. tapped 17, 18, 20 v. 15 amps., £3/19/6 Carr. 5/-

No. 13. Pri. 200-220-240 v. Sec. tapped 30, 32, 34, 36 v. 5 amps., 5/7/6 Carr. 4/-

No. 14. Pri. 200-220-240 v. Sec. tapped 10, 17, 18 v. 10 amps., 5/7/6 Carr. 4/-

No. 15. Pri. 200-220-240 v. Sec. tapped 49, 56, 60 v. 1 amp., 2/7/6 P.P. 3/6

No. 16. Pri. 200-220-240 v. Sec. tapped 10, 17, 18 v. 7 amps., 4/5/- Carr. 4/-

No. 17. Pri. 230 v. Sec. 6.3 v. 5 amps. and 6.3 v. 1 amp. and 65 v., 8/5/- Very conservatively rated, 1/5/- P.P. 2/6

No. 18. Pri. 200-220-240 v. Sec. 6 v. 5 amps., 12/6 P.P. 2/6

No. 19. Pri. 200-220-240 v. Sec. tapped 9-15 v. 4 amps., 22/6 P.P. 3/6

No. 20. Pri. 200-220-240 v. Sec. tapped 12, 20, 24 v. 2 amps., 2/5/- P.P. 3/6

No. 21. Pri. tapped 110-230 v. Sec. 75 v. C.T. 0.25 amps., 2/9/6 P.P. 3/6

No. 22. Pri. 100, 120, 200, 220 v. Sec. 230, 240, 250 v., 260 v. 50 mA. Conservatively rated, 2/7/6 Carr. 3/6

No. 23. Pri. 240 v. Sec. tapped 12-24 v. 1 amp., 13/6 P.P. 2/6

No. 24. Pri. 240 v. Sec. tapped 9-15 v. 1 1/2 amps., 1/5/6 P.P. 2/6

**"GUNFIRE"  
ELECTRIC  
TIME  
SWITCHES**

A.C. 200-240 v. 20 amp. switch contacts, make and break once every 24 hours. Complete with mounting bracket, and earth strip. Supplied brand new at a fraction of maker's price, 6/9/6 P.P. 2/6

**VENNER 14-DAY CLOCKWORK TIME SWITCHES. 5-AMP. SWITCH CONTACTS.** One make one break every 24 hours. Complete with two-pin Mounting bracket and key, 32/6 P.P. 2/-

**CROMPTON PARKINSON 4 1/2 in. A.C. MI AMMETERS.** 0-30 amps. flush mounting, 2/7/6 P.P. 3/6. 250-0-250 MICROAMMETERS design 2 1/2 in. square, flush. By Ernest Turner. Brand new and guaranteed, 42/6 P.P. 2/6

**A.M.  
CAPACITORS  
TROPICALLY RATED  
AND  
GUARANTEED**

**AMERICAN HIGH VOLTAGE CAPACITORS.** 10 mfd., 1,500 v., wkg., 15/- 8 mfd., 1,500 v. wkg., 12/6. 16 mfd. 400 v. wkg., 8/6. 50 mfd., 400 v. wkg., 330 v. wkg. A.C., 17/6. 10 mfd. Tubular Pyronal, 300 v. D.C., 7/6. 10 mfd., 600 v. DC, working, 8/6. Please add 2/- P.P. on all capacitors.

**BRITISH TYPES.** 1 mfd. 5,000 v. wkg., 17/6. 1 mfd. 2,500 v. wkg., 12/6. 0.1 mfd., 5,000 v. wkg., 10/6. 4 mfd., 1,500 v. wkg., 10/6. 6 mfd., 1,000 v. wkg., 8/6. 8 mfd., 600 v. wkg., 6/6. 8 mfd., 400 v. wkg., 5/6. 8 mfd., 500 v. wkg., 6/- 8 mfd., 250 v. wkg., 5/- 0.25 mfd., 5,000 v. wkg., 12/6. 0.5 mfd., 500 v. wkg., 2/- 0.01 mfd., 5,000 v. wkg., 2/6. 15 mfd. 250 v. wkg. A.C., 12/6. Please add 2/- P.P. on all capacitors.

**AMERICAN HIGH VOLTAGE CAPACITORS.** 2 mfd. 10,000 volts wkg., £8/10/- Carr. 7/6. 1 mfd. 20,000 volts wkg., £7/10/- Carr. 7/6. 0.25 mfd. 25,000 volts wkg., £6/10/- Carr. 7/6. Supplied brand new in maker's cartons at a fraction of original price.

**SPECIAL PURCHASE!!  
NIFE ALKALINE BATTERIES  
6-VOLT 75 A.H. TYPE LR7  
SUITABLE FOR ENGINE STARTING**  
Five 1.2 v. cells crated and connected to give 6 v. Brand new and fully guaranteed. Size of crate 15 1/2 x 12 x 6 1/2 in. £7/10/- Carr. 15/-

**FERRANTI A.C. VOLTMETERS**  
0-300 v. 6-inch dial. Flush mounting. Supplied Brand New at a fraction of maker's price. £4/15/- 5/- Carr.

**A.M. LT SMOOTHING CHOKES.** Resistance 1/2 ohm. Ideal for smoothing 12-24 v. D.C. 5 amps. Tropicly rated, 17/6 Carr. 4/-

**ARON 50 AMP. A.C. CHECK METERS.** 200-250 v. single phase. Supplied brand new and guaranteed. 37/6 Carr. 3/6

**GUARANTEED SHILLING SLOT METERS.** A.C. 200/250 v. 5 amp. £3/15/- 10 amp. £4/5/-, 20 amp. £5. 30 amp. £6. All meters set for 2d. or 3d per unit. Carriage 7/6

**COLVERN W.W. PRECISION POTENTIOMETER.** 2 1/2 in. dia., 3-gang, 2,000 + 5,000 + 5,000 ohms. 3 gang 200 + 500 + 500 ohms. 3-gang 500 + 500 + 500 ohms. 22/6 P.P. 2/6. 2-gang 40 k + 40 k ohms. 17/6

**MONTHLY ACCOUNT ORDERS ACCEPTED FROM ALL ELECTRONIC INDUSTRIES, RESEARCH LABORATORIES, COLLEGES, SCHOOLS, ETC.**  
**WE ARE CONSTANTLY PURCHASING HIGH GRADE ELECTRONIC EQUIPMENT AND COMPONENTS. MAY WE SUGGEST YOU RING US IF YOU ARE HAVING DIFFICULTIES WITH YOUR SUPPLIES?**

**RELAY  
BARGAINS  
ENORMOUS SELECTION!!**

**G.P.O. 3000 TYPE**  
1000Ω, 2 M., 1 thermal delay, 6 sec. CO, 15/- 1000Ω, 2 HDM, 2 HDB, 12/6. 1000Ω, 4 HDM, 1 HDB, 15/- 6000Ω, 4 M, 2 B, 12/6. 6000Ω, 2 M, 2 B, 10/6. 1000Ω, 1 CO, 2 M, before B, 12/6. 6000Ω, 4 M, 10/6. 22,000Ω, 2 M, 15/- 250Ω, 4 M, 2 B, 10/6. 100Ω, 3 M, 8/6. 50Ω, 2 HDM, 8/6. 2000Ω, 4 HD, CO, 15/- 2000Ω, 2 M, 10/6. 500Ω, 1 CO, 2 B, 12/6. 100Ω, 1 CO 1 M, before B, 10/6. 1000Ω, 3 CO, 12/6. 1000Ω, 3 M, 1 B, 12/6. 2000 + 5000Ω, 2 CO, 10/6. 2000Ω + 5000Ω, 4 CO, 12/6. 5000Ω, 1 M, 1 B, 10/6. 25Ω, 1 HD, B 8/6. 25Ω, 1 HDM, 2 M, 8/6. P.P. on all Relays 1/6

**AMERICAN TYPE.** 235Ω 2 CO, 7/6. 400Ω 2 CO, sealed, 10/6. 10,000Ω 1 CO, 1 M, sealed, 10/6. P.P. 1/-

**AMERICAN LEACH CONTACTORS.** A.C. 110 v., 3-pole, 250 v. 20 amp. contacts. Size 4 1/2 x 4 x 3 1/2 in. Brand new in maker's cartons, 25/- P.P. 2/6

**A.M. CONTACTORS.** 12 v. D.C., 2 HD, C.O., 1 CO., 1 B, brand new, 10/6 P.P. 2/-

**ADMIRALTY HEAVY DUTY A.C. 230 v. CONTACTORS.** Double-pole 40 amp. contacts. Brand new in maker's cartons, 59/6 Carr. 4/-

**A.M. HEAVY DUTY  
SLIDING  
RESISTORS  
LARGE SELECTION**

12,000Ω 0.003 amps., double tube geared drive slider control, 45/- Carr. 5/-

20Ω 2.3 amps., slider control, 17/- P.P. 3/6

25Ω 5 amps. slider control, 27/6 P.P. 3/6

3Ω 10 amps. slider control, 15/- P.P. 3/6

1.5Ω 15 amps. slider control, 12/6 P.P. 2/6

1Ω 12 amps. slider control, 10/6 P.P. 2/6

0.4Ω 25 amps. geared drive control, 17/6 P.P. 3/6

Non-adjustable. Tapped.  
45Ω + 12Ω 6.5/4 amps., 17/6 P.P. 3/6

10/6 P.P. 3/6. 520Ω 0.6 A., 10/6 P.P. 3/6

Adjustable Tubular Resistors  
2Ω 6 amps., 7/6 P.P. 2/-

Rheostats, 2 1/2 in. dia., 1.1Ω 6 amps., 8/6 P.P. 2/-

1 1/2 in. dia. 25Ω 0.75 amps., 5/6 P.P. 2/- 350Ω 25 watts, 5/6 P.P. 2/-

**BERCO INSTRUMENT POTENTIOMETERS.** 3 in. dia., 10 watts 50 kΩ, 20 kΩ, 50Ω, 8/6 each. P.P. 2/- 2 in. dia., 4 watts, 300Ω, 100Ω, 5/6 each. P.P. 1/6. 3 in. dia. 100 kΩ, screened, 10/6 P.P. 2/-

**S.T.C. F.W. BRIDGE RECTIFIERS**  
Supplied brand new at a fraction of maker's price.

No. 1. Max. A.C. Input 150 v. D.C. output 12 amps., £9/10/- Carr. 10/-

No. 2. Max. A.C. Input 150 v. D.C. output 6 amps., £7/10/- Carr. 10/-

No. 3. Max. A.C. input 36 v. D.C. output 54 amps., £9/10/- Carr. 10/-

No. 4. Max. A.C. input 36 v. D.C. output 36 amps., £8/10/- Carr. 7/6

No. 5. Max. A.C. input 36 v. D.C. output 18 amps., £6/10/- Carr. 7/6

No. 6. Max. A.C. input 18 v. D.C. output 18 amp., 5/5/- Carr. 5/-

No. 7. Max. A.C. input 25 v. D.C. output 12 amps., 5/7/6 Carr. 5/-

No. 8. Max. A.C. input 18 v. D.C. output 15 amps., 4/7/6 Carr. 4/-



**LONDON'S LARGEST  
SUPPLIERS OF  
ELECTRONIC EQUIPMENT**  
**9 & 10 CHAPEL ST.,  
LONDON,  
N.W.1**  
Tel.: PAD 7851 AMB 5125



# LASKY'S RADIO

SAVE POUNDS! ORDER BY POST IF YOU CANNOT CALL

**H.P. TERMS AVAILABLE**  
on certain goods  
Call or write stating your requirements.

## TAPE RECORDER BARGAINS



**ELIZABETHAN "BANDBOX"** for A.C. mains 200/250 v., fitted fully self-contained Amplifier and 7 x 4in. Speaker. Clock type face indicator, monitoring and l.s. sockets. 2-speed, 3½ and 1½ i.p.s., fast forward and fast rewind. Record level indicator. Facilities for recording from two inputs. Push-button controls. Plays one hour on one reel of tape. Case, 10½ x 9 x 6in., with detachable hinged lid. LIST 29 Gns.

**LASKY'S PRICE**, with high quality crystal Mike and one reel of Tape, **£15.19.6** Carr. & Ins. 15/-.

**ANOTHER RECORDER BARGAIN!** Well-known make using Collaro Studio 3-speed deck, 1½, 3½, 7½ i.p.s. Twin track with pause control, rev. counter, latest type electronic recording indicator. Superimposing switch, volume and tone controls. 7 x 4 Speaker. Takes 7in. spools. 4 watts output. Contemporary design carrying Case, 9½ x 16 x 16in. COMPLETE with Mike, Tape and Spool, Carr. & Ins. 25/-, **29 GNS.**



The **LATEST COLLARO STUDIO TAPE TRANSCRIBER**. 3 motors, 3-speed 1½, 3½, 7½ i.p.s., takes 7in. spools. Push-button controls. Digital counter. Lasky's Price complete with Spool, **£10/19/6** Carr. & Ins. 12/6.

### TAPE PRE-AMPLIFIER.

For use with any Tape Deck including Collaro, Motek, etc. Full recording facilities for 1½, 3½ and 7½ i.p.s., multi-position switch gives automatic equalisation by negative feed-back to each speed. 4 valves including magic eye level indicator. Overall dim.: 12 x 4 x 5in. Front panel: 12½ x 3½in. Attractive gold hammered finish. **LASKY'S PRICE 9 GNS.** Post 3/6.

**MOTEK K10 3-speed Deck.** Lasky's Price **£9/19/6.** Carr. & Ins. 7/6.



## "CLARION" TRANSISTOR BATTERY TAPE RECORDER

Capstan drive, push-button controls. Constant speed 3½ i.p.s., uses 3in. spools. High impact plastic case with transparent upper. Size: 9½ x 5 x 3½in. List 25 Gns. **Lasky's Price, 16 1/2 GNS.** with Mike and Tape Carr. 7/6.

### RECORDING TAPE

Famous make. P.V.C. base on latest type plastic spools. Brand new, perfect, boxed, guaranteed.

1,200ft. on 7in. spool	2 1/2
1,800ft. on 7in. spool	32/6
1,200ft. on 5½in. spool	21/-
850ft. on 5½in. spool	16/6
600ft. on 5in. spool	12/6
225ft. on 3in. spool	6/6

## TRANSISTOR RECORD PLAYER

CAN BE BUILT FOR **£9.19.6**

6 volt operation. For all L.P. and standard records. Complete parcel comprises:—

- AMPLIFIER. 300 milliwatts output, using two OC71 and two OC72 transistors. Fully assembled. 79/6. Knobs 3/6 extra.
- LOUDSPEAKER. 30 ohms, 7 x 4in. elliptical Speaker matched to amplifier. 25/-.
- 3-SPEED TURNTABLE with rubber mat and speed adjustment, complete with t.o. crystal cartridge and two sapphire styl. 79/6
- CARRYING CASE as illustrated, handsome two-tone finish, size 17in. deep, 14in. wide, 5½in. high. 49/6.

Batteries extra. All items and components available separately.



## LASKY'S FOR POCKET TRANSISTOR RADIOS!

Add to the pleasure of Summer outings, holidays, camping, etc. We have unsurpassed stocks at the keenest prices, including the latest med/long and med/short wave Japanese models. Call and select or order by post.

FIDELITY 6	9 1/2 Gns.
LEECO 6	9 1/2 Gns.
PROGRESS 6	9 1/2 Gns.
PERDIO 6	11 1/2 Gns.
CROWN 6	£10.19.6
DANSETTE 6	15 Gns.
PHILIPS 7	15 Gns.
SONYA 6	15 Gns.
SONYA 6, m/long	17 Gns.
SONYA 6, m/short	22 Gns.

Regd. post and insurance, 5/-.

## "SHERWIN SIX" TRANSISTOR POCKET SUPERHET

The very latest printed circuit, using six matched top grade S.T.C. transistors and germanium diode. Push-pull output feeding 3in. P.M. speaker. Full medium and long waves. Internal ferrite aerial and provision for car aerial. Housed in attractive leatherette-covered case, size 6½ x 4½ x 1½in. Full point-to-point instructions supplied.

CAN BE BUILT FOR **£8/19/6**

All components available separately. Circuit diagram and instructions, 2/6 (refunded if you order).

### SUB-MIN. COMPONENTS

As used in the smallest Japanese pocket transistor radios. Coils, Loudspeakers, I.F. transformers, Ganged Condensers, etc., in stock at lowest prices. Also all T.S.L. transistorised Miniature Units.

## 'SUPER 60' 6-TRANSISTOR TABLE RADIO



Printed circuit construction using 6 Mullard matched transistors, 1 diode, 2 OC81 valves in push-pull, giving 1 watt undistorted output. I.F. 470 Mc/s. Med. and long wave. Ferrite rod aerial, high flux 7 x 4 Speaker. Handsome walnut veneer Cabinet, 18 x 18½ x 5in., with gold embellishments.

CAN BE BUILT FOR **£9/15/-** POST 4/6

Circuit diagram and full data supplied. Every component available separately.

### HIGH FIDELITY TAPE RECORDER HEADS

Leading make, new and unused. Upper or lower track. RECORD/PLAYBACK high impedance. Double wound and will reproduce up to 19,000 c.p.s. at 7½ i.p.s. Azimuth adjustments. Output 7 milliwatts at 1 Kc. at 7½ i.p.s. ERASE, low impedance. LIST 64 PAIR.

**LASKY'S PRICE, per pair 29/6** Post free.

Please specify upper or lower track.

**SPECIAL OFFER.** Set of 4 Heads (upper & lower) 49/6

### 4-SPD. AUTO-CHANGERS

New and Unused in Maker's Cartons



B.S.R. UA12, stereo	£7 19 6
B.S.R. type UA8	£6 19 6
B.S.R. UA8, stereo	£7 19 6
B.S.R. Type UA14	£7 19 6
COLLARO Studio C60 wired for stereo, with monaural p.u.	£7 19 6

Post on all above 5/-.

### GARRARD

Model 120	£8 8 0
Model 121	£9 9 0
Model 209	£9 19 6
Mdl. 210, Stereo	£11 0 0
Mdl. 210 with monaural and stereo heads	£12 10 0
RC.88	£12 19 6
RC.88 STEREO	£13 10 0
RC.98	£14 19 6

### SINGLE PLAYERS

Auto start and stop. Complete with pick-up and crystal cartridge. GARRARD 4SP..... £6 19 6 GARRARD TA Mk. II, wired for STEREO, plug-in head £8 9 0 E.M.I. 4-sp., wired for STEREO and fitted mono cartridge ..... £5 19 6 As above, STEREO..... £6 19 6 Post on all above 5/-.

COLLARO JUNIOR 4-speed motor and separate pick-up ..... 75/- B.S.R. TU9, non-auto Turntable and separate pick-up ..... 79/6 Post free.

### PICK-UP CARTRIDGES

ACOS G.P.67 turn over crystal cartridge with L.P. and standard styl. List 39/7. Lasky's Price 18/- post free.

ACOS 73-1A STEREO. List 52/6. Lasky's Price 29/6 post free.

### MICROPHONE BARGAINS

ACOS CRYSTAL STICK MIKE Type M.C.39/1, complete with cable. List £5/5/- 39/6 Post free

Crystal Hand or Table Mike. 15/- Post free.

MINIATURE moving coil dynamic microphone, incorporating switch and pocket clip. As used for the "Fi-Cord" 35/- Post 1/6.

### PLASTIC TAPE SPOOLS

3in. 1/8	6in. 2/6	6 1/2 2/6	7in. 2/6	8 1/2in. 5/6
----------	----------	-----------	----------	--------------

Post extra



RADIO · TELEVISION · HI-FI · ELECTRONICS · RECORDERS

# LASKY'S RADIO

## TRANSISTORS

P.N.P. Junction types.

**AUDIO**, suitable for high gain and low freq. amplifiers, and for output stages up to 250 milliwatts. Double spot—yellow and green ..... 5/-

**R.F.** suitable for medium and low freq. oscillators, freq. changers and I.F. amplifiers (1.5 to 8 Mc/s.). Double spot—yellow and red ... 7/6

Type T81. Suitable for all audio applications ..... 3/6

Post 6d. One dozen 35/- post free.

Type Z, audio ..... each 2/6

One dozen 28/6 post free.

Special prices for larger quantities.

OC44	OC45	OC70	OC71	OC72
11/-	10/-	6/8	8/8	8/-
OC73	OC75	OC76	OC81	OC16
16/-	8/-	8/-	8/-	54/-
OC78.	8/6	(Matched Pair, 17/-).		


**EDISWAN MAZDA TRANSISTORS.** The very latest types:

XB102 7/6; XB103 7/6; XC101 10/6; XA101 12/6; XA102 12/6.

**SPECIAL OFFER.** Set of 7 Ediswan Transistors: XA101, XA102, 2 XB102, XB103, 2 matched XC101. Price 79/6.

**CRYSTAL DIODES.** General Purpose GEX00, each 1/-. Per doz. 9/-. All other types in stock.

## "GOLTP" POWER TRANSISTORS

All types in stock. Example: V15/10P. Ideal for output stage of car radio, will give approx. 3 watts operating from 12 v. Each 15/- post free. Suitable Output Transformer for above, correct ratio, matched to 3 ohms, 9/6. Post 1/-. Driver Transformer, 9/6. Post 1/-.  


## LASKY'S MIDGET T.R.F. CAN BE BUILT FOR ONLY 99/6

Post & Pkg. 5/-.

For A.C. mains 200/250 v. Medium and long wave. Uses 2 latest double-purpose valves BBF89 and ECL80, contact cooled rectifier. 5in. P.M. Speaker. Handsome plastic cabinet in cream, pastel green, pink, blue. Overall size: 8 1/2 in. wide, 4 1/2 in. deep, 5 in. high.

FULL DATA, circuit diagram, etc., 1/6. (Free with parcel). All components available separately.

## MINIATURE EARPIECES

for Pocket Transistor Radios  
Transparent Ear-insert complete with 3ft. cord, sub-miniature jack and socket. Fully guaranteed.  
C.R.5. Crystal, high imp.... 9/-  
M.R.4. Magnetic, low imp.... 8/-  
Post free.

## SOLDERING IRONS

- PIFGO, illuminated ..... 22/6
- ANTEX, miniature precision instrument, from ..... 25/-
- PORTABLE SP.1, 30-watt.... 18/9
- HENLEY SOLON instrument 24/-

## SEND FOR LASKY'S COMPONENTS CATALOGUE

OVER 100 PAGES  
SIZE 8 1/2 in. x 5 1/2 in.  
COPIOUSLY ILLUSTRATED

Price 2/- Post 6d.

Our latest 12-page "BARGAIN BULLETIN" free with each copy.

## LONDON'S FINEST STOCKS OF HIGH FIDELITY EQUIPMENT

**ARMSTRONG**  
**BRENNEL**  
**CHAPMAN**  
**COLLARO**  
**CONNOISSEUR**  
**COSSOR**  
**DULCI**  
**E.A.R.**  
**ELIZABETHAN**  
**FERROGRAPH**  
**FI-CORD**  
**GARRARD**  
**G.E.C.**  
**GOLDRING**  
**GOODMANS**

**GRUNDIG**  
**HARTING**  
**H.M.V.**  
**JASON**  
**KORTING**  
**LEAK**  
**LENCO**  
**LINEAR**  
**LORENZ**  
**LOWTHER**  
**LUSTRAPHONE**  
**PAMPHONIC**  
**PHILIPS**  
**QUAD**  
**RESLO**

**ROGERS**  
**SIMON**  
**SOUND**  
**STELLA**  
**STUZZI**  
**SPECTONE**  
**TANDBERG**  
**TANNOY**  
**TELEFUNKEN**  
**TRUVOX**  
**VORTEXION**  
**WALTER**  
**W.B.**  
**WEARITE**  
**WHARFEDALE**

H.P. terms available.

## SEND FOR LASKY'S FABULOUS HI-FI CATALOGUE

100 large pages, 11 1/2 x 8 1/2 in., copiously illustrated. A COMPARATOR-CATALOGUE to enable you to choose from all the latest equipment. Price 3/6, post 6d. (Refunded on making your first hi-fi purchase.)

## "LINEAR" AMPLIFIERS

- "DIATONIC" 10-14 watts 12 Gns.
  - "CONCHORD" 30 watt 15 Gns.
  - L45 4.5 watt Amplifier 25/19/6
  - LT45 Tape Deck Amplifier 12 Gns.
  - L50 50 watt Amplifier 19 Gns.
  - L10 10-12 watt with pre-amplifier 15 Gns.
  - L3/3 Stereo Amplifier ..... 7 Gns.
  - LP1 Tape Pre-amplifier 9 Gns.
- All other types in stock.

## TRANSCRIPTION MOTORS

- GARRARD 4HF, stereo or monaural, complete with plug-in head-£18/9/-. Carr. & Ins. 12/6.
  - GARRARD 301 ..... £22 7 3
  - GARRARD 301 (Strobe) £23 18 4
  - GARRARD type A ... £21 7 8
  - PHILIPS ..... £10 10 0
- Also Lenco, Connoisseur, etc.

## SPECIAL OFFER

**WHARFEDALE**  
12in. FULL FREQUENCY HIGH FIDELITY SPEAKER  
Mdl. SUPER 12/FS/AL. Aluminium voice coil, 15 ohms, 17,000 lines, foam plastic suspension, 15-30 watts peak. Brand new in maker's cartons. List £17/10/-  
**LASKY'S PRICE £12.19.6**  
Carr. 7/6.

## P.M. SPEAKERS

- 3 1/2 in. 17/6
  - 4 in. 19/6
  - 5 in. 10/6
  - 6 1/2 in. 16/6
  - 8 in. 16/6
  - 10 in. 25/-
- 12 in. 27/6. **ELLIPTICAL:**—  
7 x 4 9 x 6 10 x 2 1/2 10 x 6 10 x 7 12/6 22/6 25/- 25/- 25/-  
Post extra.

## ALL TYPES OF CHASSIS

ARMSTRONG, DULCI, EMPRESS, etc. A.M. (1, m., s.) from... 7 Gns.  
A.M./F.M. from..... 14 Gns.  
A.M./F.M. STEREO from 22 Gns.

## LASKY'S CAR RADIO

CAN NOW BE BUILT ABSOLUTELY COMPLETE FOR £9.19.6

Post free.

- ★ Tuned R.F. stage.
  - ★ Medium and long waves.
  - ★ Permeability tuning.
  - ★ 7in. x 4in. elliptical speaker.
- Instruction booklet giving full details, illustrations, dimensions, circuit diagram and shopping list 2/6 (returned if you order).



- ★ Small size. Will fit any car.
- ★ 12 volt operation.
- ★ New Hybrid circuit.
- ★ New Hybrid circuit.
- ★ Transister output.
- ★ New Type Brimar valves.
- ★ No vibrator 12 volt H.T. & L.T.
- ★ T.C.C. Printed Circuit and Condensers.

## ★ 12-CHANNEL TURRET TUNERS ★

Large selection, many by famous makers such as Cyldon, Brayhead, Plessey, Cossor, etc., all I.F.S. New and unused. Let us quote you for the model required. Examples: 33-38 mc/s., 29/6, 6-9 mc/s., 59/6, 9-14 mc/s., 59/6, 14-25 mc/s., 59/6.

## C.R. TUBE BARGAINS

NEW AND UNUSED

FERRANTI, 12in. types T12/44 or 9in. type T9/3 4 v. heater..... 49/6  
Carr. & Insur. 12/6.

FERRANTI 17in. type TR17/10, 6.3 v. .3 amp. heater ..... £6.19.6  
Carr. and Insur. 12/6.

16in. METAL CONE, famous make, type T901/A, 6.3 v., 0.3 amp. heater ... £6.19.6  
Carr. & Insur. 21/-.

17in. 90 degrees C.R. TUBES  
Seconds but in perfect working order and guaranteed ..... 79/6  
Carr. and insur. 12/6.

## RE-GUNNED C.R. TUBES

GUARANTEED FOR 12 MONTHS

Type	From	Carr. & Ins.
12in. round	£5 10 0	12/6
14in. rect.	£5 10 0	12/6
15in. & 16 round	£5 19 6	12/6
17in. rect.	£5 19 6	12/6
21in. rect.	£7 19 6	21/-

**KAPURA**  
Mdl. U1  
**MULTI-TEST**  
**METER**  
Complete with test leads.



**59/6**  
Post 2/6  
Brand new fully guaranteed

Sensitivity: 1,000 ohms per volt A.C. and D.C. Ranges: (A.C. and D.C.) 0-10-50-250-500-1,000 v. D.C. current 0-100-500 m/a. 0-1 m/a. (used at 0-10 v. range). Resistance: 1-2,000 ohms (centre 24 ohms). 100-200,000 ohms (centre 2.4 k.). Size: 5in. x 3in. x 2 1/2 in.

## OTHER MULTI-METERS

Model EP-10K, 10,000 ohms per volt, AC/DC, £5/19/6. Post 2/6.  
Model 200H, 20,000 ohms per volt, AC/DC, £8/19/6. Post 2/6.  
TAYLOR 127A, 20,000 ohms per volt, AC/DC, £10. Post free.

## 20,000 VALVES IN STOCK

CONDENSERS, RESISTANCES. High stability Resistances, Electrolytics. All values and sizes stocked.

207 EDGWARE ROAD, LONDON, W.2

42 TOTTENHAM COURT ROAD, W.1

Few yards from Praed Street,

PADddington 3271/2

Nearest station Goudge Street.

MUSEum 2605

Both addresses open all day Saturday. Close 1 p.m. Thursday.

PLEASE ADDRESS ALL MAIL ORDERS TO DEPT. W, AT ABOVE EDGWARE ROAD ADDRESS.

# R.S.C. (M/c) LIVERPOOL MANCHESTER LEEDS BRADFORD

Personal Shoppers  
welcomed at

73 Dale Street  
(Nr. Exchange Station)

8-10 Brown Street  
(Market Street)

5-7 County  
(Mecca) Arcade,  
Briggate, Leeds, 1

56 Morley St.  
(above  
Alhambra)

TERMS: C.W.O. or C.O.D. No C.O.D. under £1. Postage 1/9 extra on all orders under £2, 2/9 extra under £5 unless carriage stated. Trade supplied. Post order to: **Mail Order Dept.** 29-31 Moorfield Road, Leeds, 12.

## R.S.C. HI-FI TAPE RECORDER KIT

Build a high quality recorder in the £70 class for only

**25** <sup>1</sup>/<sub>2</sub> GNS.

Carr. 17/6.

OR DEPOSIT £5/7/6 and 19 monthly payments of 42/-  
Cash price if settled in 3 months.

Can be assembled in 1/2 hour.

INCORPORATING THE LATEST COLLARO STUDIO TAPE TRANSCRIPTION. THE LINEAR LF45X HIGH QUALITY TAPE AMPLIFIER. A HIGH FLUX 7 x 4 in. LOUDSPEAKER. Reel of Best Quality TAPE. Spare Tape Spool, a Portable Cabinet, size approx. 16 x 13 x 8 in., finished in durable and attractive du-tone Poliorome and connection diagram for wiring amplifier to transcription.

### FEATURES INCLUDE:

★ 3 SPEEDS ★ FREQUENCY RESPONSE 50-11,000 c.p.s. ★ SWITCHED NEGATIVE FEEDBACK EQUALIZING FOR EACH SPEED. ★ OUTPUT 4 WATTS ★ MAGIC EYE RECORDING LEVEL INDICATOR ★ 3 MOTORS Fast rewind ★ TAPE MEASURING AND CALIBRATING DEVICE ★ TAKES FULL 7 in. DIAMETER REELS OF TAPE ★ NEGLIGIBLE HUM ★ ENTIRELY EFFECTIVE AUTOMATIC ERASURE.  
Full descriptive leaflet supplied on receipt of S.A.E.



## HI-FI 10 WATT AMPLIFIERS

BRAND NEW CARTONED MANUFACTURERS DISCONTINUED **£6.19.9**

MODEL A REMARKABLE OPPORTUNITY. Carr. 7/6. Push-pull output. Latest high efficiency Mullard valves. Dual separately controlled inputs, for mike and gram. Separate bass and treble controls. High sensitivity. Output for 3 ohm or 15 ohm loudspeaker. Guaranteed, tested and in perfect working order. Please state speaker matching required when ordering.

### SUPERHET RADIO FEEDER UNIT

Design of a high quality Radio Tuner Unit (specially suitable for use with any of our Amplifiers). A Triode Heptode P/Changer is used. Pentode I.F. and double Diode Second Detector delayed A.V.C. is arranged so that A.V.C. distortion is avoided. The W. Ch. Sw. incorporates Gram-position. Controls are Tuning, W. Ch. and Vol. Output will load most Amplifiers requiring 500 mV. input depending on Ae location. Only 250 v. 15 mA H.T. and L.T. of 6.3 v. 1 amp. required from amplifier. Size of unit approx. 9.6-7in. high. Send S.A.E. for illustrated leaflet. Total building cost is £4/15/-. Point-to-Point wiring diagrams and instructions 2/6.

## W.B. "STENTORIAN" HIGH FIDELITY P.M. SPEAKERS

HF1012, 10 watts, 15 ohm (or 3 ohm) speech coil. Where a really good quality speaker at a low price is required, we highly recommend this unit with an amazing performance. £4/10/9. Please state whether 3 ohm or 15 ohm required.

BASS REFLEX CABINET. Specially designed for above speaker. Acoustically lined and ported. Polished walnut veneer finish. Size 18 x 12 x 10in. Strongly made. Handsome appearance. Ensure superb reproduction for only £3/19/6.

### MULTI-METERS

CABY A10 Basic meter, sensitivity 155 microamps. A.C. and D.C. ranges. £4/17/6.

CABY B20. Sensitivity up to 10,000 ohms per volt A.C. and D.C. £6/10/-

EAGLE. A.C. and D.C. 10,000 ohms per volt. £5/19/6.

**ACOS HI-FI CRYSTAL 'MIKES'**  
Mic 40 Hand or Desk type  
**27/9** (Listed 45/-)  
39-1 Stick type  
**39/6** (Listed 5 GNS.)  
Limited number.

## R.S.C. BATTERY TO MAINS CONVERSION UNITS

Type BM1. An all-dry battery eliminator. Size 6 1/2 x 4 1/2 x 2 in. approx. Completely replaces batteries supply 1.4 v. and 90 v. where A.C. mains 200-250 v. 50 c/s is available. Suitable for all battery portable receivers requiring 1.4 v. and 90 v. This includes latest low consumption types. Complete kit with diagram 39/9 or ready for use 46/9.

Type BM2. Size 8 x 5 1/2 x 2 1/2 in. Supplies 120 v. 90 v. and 60 v., 40 mA and 2 v. 0.4 a. to 1 amp., fully smoothed, THEREBY COMPLETELY REPLACING BOTH H.T. BATTERIES AND L.T. 2 v. ACCUMULATORS when connected to A.C. mains supply 200-250 v. 50 c/s. SUITABLE FOR ALL BATTERY RECEIVERS normally using 2 v. accumulator. Complete kit with diagrams and instructions. 49/9 or ready for use 59/6.

POWER PACK KITS. Only 19/11. Fully smoothed H.T. output of 250 v. 60 mA and L.T. supply of 6.3 v. 1.5 amp. Consisting of Double Wound Main Transformer 230/250 v. 50 c.p.s. A.C. primary. Selenium Rectifier. Smoothing Choke, Double Electrolytic Condenser, Aluminium Chassis and Circuit.



## R.S.C. A12 STEREO AMPLIFIER KIT 4 GNS.

A complete kit of parts to construct a good quality 3 + 3 watt (total 6 watt) stereo amplifier providing really life-like reproduction. Suitable for use with all stereo pick-up heads at present available. Ganged volume and tone controls. Preset balance control. Outputs for matched 2-3 ohm speakers. For 200-250 v. A.C. mains. Astonishing value.

## R.S.C. STEREO/TEN HIGH QUALITY AMPLIFIER KIT

Valves EZ81, ECC 83, ECC83, EL84. Separate bass and treble controls giving "cut" and "boost". Sensitivity 50 mV. 5 watts high quality output on each channel. Can be used as straight 10 watt amplifier. Ganged volume, ganged treble, ganged bass, and balance. Outputs for 3 ohm speakers. Point-to-point wiring diagrams and instructions. Illustration full wiring details and priced parts list. 1/9. Assembled and tested 59/6 extra.



## POCKET PORTABLE TRANSISTOR RADIO DESIGN

Employing 2 Brimar E.P. Transistors, 1 output Transistor, and crystal diode, Ferrite Rod Aerial, Miniature Speaker unit. Handsome Plastic Case. Constructional Envelope 1/6. Total building cost 49/9.

### PRACTICAL WIRELESS SUPER SIX POCKET PORTABLE

6 Transistor Superhet Radio. Full constructional details etc. 1/6. All required parts including attractive plastic case and dial, printed circuit and first grade transistors. Only £8/19/6

EXTENSION SPEAKERS. Handsome walnut veneered cabinets. All standard 2-3 ohms. 6in. 29/9; 8in. 35/9.

## SELENIUM RECTIFIERS

L.T. Types	H.T. Types H.W.
2/6 v. 1 a.H.W. ... 1/9	120 v. 40 mA ... 3/9
6/12 v. 1 a.H.W. ... 2/9	250 v. 50 mA ... 3/11
Following F.W. (Bridge)	260 v. 60 mA ... 4/11
6/12 v. 1 a. .... 3/11	250 v. 80 mA ... 6/11
6/12 v. 2 a. .... 6/11	250 v. 250 mA ... 12/9
6/12 v. 3 a. .... 9/9	Contact Cooled
6/12 v. 4 a. .... 12/3	250 v. 80 mA ... 6/11
6/12 v. 5 a. .... 14/6	250 v. 50 mA F.W. (Bridge) ... 8/11
6/12 v. 6 a. .... 15/6	250 v. 75 mA F.W. (Bridge) ... 10/11
6/12 v. 10 a. .... 25/9	
6/12 v. 15 a. .... 35/9	

RECORDING HEADS. Baird Record Playback and Erase (housed in one container). 9/6 pair.

## VALVES! Full range at really competitive prices.

## THE SKY FOUR T.R.F. RECEIVER



A design of a 3 valve 200-250 v. A.C. mains L and M. wave T.R.F. receiver with selenium rectifier. For inclusion in cabinet illustrated or walnut veneered type. It employs valves 6K7, 6FQ1, 6F8 and is especially designed for simplicity in wiring. Sensitivity and quality are well up to standard. Point-to-point wiring diagram, instructions and parts list 1/9. This receiver can be built for a maximum of £4/19/6 including cabinet. Available in brown or cream bakelite or veneered walnut.

## VARLEY 2 v. 14 A.H. ACCUMULATORS.

New Ex Govt. 5 x 3 x 1 1/2 in. 5/9 each, 3 for 15/-

JASON F.M. TUNER. Type FMT1. All parts including Dial, Punched Chassis and Valves. Power supply required 180 v. 25 mA and 6.3 v. 1.5 a. £6/19/6

EX GOVT. SMOOTHING CHOKES  
80 mA 10 h. 400 ohms 3/11  
80 mA 20 h. 900 ohms 5/11  
100 mA 5 h. 100 ohms 3/11  
100 mA 10 h. 100 ohms 6/9  
150 mA 10 h. 100 ohms 10/11  
120 mA 12 h. 100 ohms 9/9  
200 mA 5-10 h. 100 ohms 11/9  
250 mA 5 h. 50 ohms 10/9

## Battery Chargers and Kits for 200-230-250 v. 50 c/s. A/C. Mains

HEAVY DUTY KIT 6/12 v. variable charge rate up to 6 amps. Consisting of Mains Trans., F.W. (Bridge) Selenium Rectifier, 0.7 amp. meter. Variable Charge Selector. Fuses, fuse-holders, panels, plugs and circuit. Only 59/6. Post 4/6.

CHARGER TRANSFORMERS  
200-230-250 v. 50 c/s.  
0-9-15 v. 1 1/2 a. ... 12/9  
0-9-15 v. 2 1/2 a. ... 15/9  
0-9-15 v. 3 a. ... 16/9  
0-9-15 v. 5 a. ... 19/9  
0-9-15 v. 6 a. ... 23/9

### BATTERY CHARGER KITS

Consisting of Mains Transformer, F.W. Bridge, Metal Rectifier, well ventilated steel case. Fuses, fuse-holders, grommets, panels and circuit. Carr. 2/9 extra.  
6 v. or 12 v. 1 amp. .... 24/9  
As above, with ammeter ... 32/9  
6 v. 2 amps. .... 25/9  
6 v. or 12 v. 2 amps. .... 31/6  
6 v. or 12 v. 2 amps. .... 42/9  
(inclusive of ammeter)  
6/12 v. 4 amps. .... 49/9  
6 v. or 12 v. 4 amps., with variable charge rate selector and ammeter ... 59/9

### ASSEMBLED CHARGER

6 v. or 12 v. 2 amps. Fitted Ammeter and selector plug for 6 v. or 12 v. Louvred metal case, finished attractive hammer blue. Ready for use with mains and output leads. Double Fused. Only Carr. 3/9. **49/9**

### ASSEMBLED 6 v. or 12 v. 4 amps.

Fitted Ammeter and variable charge selector. Also selector plug for 6 v. or 12 v. charging. Double fused. Well ventilated steel case with blue hammer finish. Ready for use with mains and output leads. Carr. 5/- Or Deposit 13/3 and 5 monthly payments of 13/3. As above, but for 6 amp. charging 4 GNS. Carr. 5/- Or Deposit 16/- and 5 monthly payments of 16/-.



### MICRO-AMMETERS

0-50 micro-amp. Diameter 2 1/2 in. approx. Scaled 0-100. Flash mounting, 29/6.

EX GOVT. MAINS TRANSFORMERS  
Primary 0-110-200-230-250 v. 275-0-275 v. 100 mA, 6.3 v. 7 a. 5 v. 2 a. .... 22/9  
Input 200-250 v. 50 c.p.s. 250 v. 60 mA 6.3 v. 2 a. ... 10/11  
Primary 200-250 v. Sec. 12 v. 20 a. .... 49/9  
Primary 230 v. 400-0-400 v. 200 mA. .... 29/9  
Primary 200-240 v. Sec. 3.500 v. 5 mA 2 v. 2 a. 39/9  
80 watts, 0-110/120-230/250 v. .... 8/11

D.C. SUPPLY KITS. Suitable for electric trains. Consist of mains trans. 200-250 v. 50 c.p.s. 12 v. 1 amp. selenium rect. (F.W. Bridge). 2 fusesholders, 2 fuses, change direction switch, variable speed regulator, partially drilled steel case and circuit. Very limited number, 33/9.

HEAVY DUTY EX GOVT. SELENIUM RECTIFIERS  
With large square aluminium cooling fins. 12 v. 15 amp. F.W. (Bridge). Limited number. 19/6.

### EX GOVT. CASES

Well ventilated, black crackle finished, undrilled cover. Size 14 x 10 x 8 1/2 in. high. IDEAL FOR BATTERY CHARGER OR INSTRUMENT CASE. COVER COULD BE USED FOR AMPLIFIER. Only 9/9, plus 2/9 post.

RELAYS. Carpenter Type Polarised, 2 x 9,500 turns at 1,685 ohms, 13/9. Miniature type G.E.C. 670 M1092 sealed wire ends 4 c/overs platinum, 12/9.

# R.S.C. A10 ULTRA LINEAR 30 WATT AMPLIFIER

**HIGH FIDELITY PUSH-PULL UNIT EMPLOYING SIX VALVES.** EP86, EP86, ECC83, 807, 807, GZ34. Tone Control. Pre Amp stages are incorporated. Sensitivity is extremely high. Only 12 millivolt minimum input is required for full output. **THIS ENSURES THE SUITABILITY OF ANY TYPE OR MAKE OF MICROPHONE OR PICK-UP.** Separate Bass and Treble controls give both "lift" and "cut" with ample tone correction for long playing records. An extra input with associated vol. control is provided so that two separate inputs such as "mike" and gram, etc. can be simultaneously applied for mixing purposes. **AN OUTPUT SOCKET WITH PLUG IS INCLUDED FOR SUPPLY OF 300 v. 20 mA. and 6.3 v. 1.5 A. FOR A RADIO FEEDER UNIT.** Price in kit form with easy to follow wiring diagrams.



Month's guarantee. **14 GNS. TERMS ON ASSEMBLED UNITS. Carr. 10/-.** **11 gns.** Deposit 33/3 and 9 monthly payments of 33/3. Protective Cover 19/9. Type 807 output valves are used with High Quality Sectionally Wound output transformer specially designed for Ultra Linear operation. Negative feedback of 20 D.B. in main loop. **CERTIFIED PERFORMANCE FIGURES ARE EQUAL TO MOST EXPENSIVE UNITS AVAILABLE.** Frequency response  $\pm 3$  D.B. 30-20,000 c/s. Tone Controls  $\pm 12$  D.B. at 50 c/s.  $\pm 12$  D.B. to  $-6$  D.B. 12,000 c/s. Hum and noise 70 D.B. down. Good quality reliable components used. Chassis finish blue hamper. Overall size 12x9x9in. approx. Power consumption 150 watts. For A.C. mains 200-250 v. 60 c/s. Outputs for 3 and 15 ohm speakers. **EQUALLY SUITABLE FOR THE CONNOISSEUR OR FOR LARGE HALLS, CLUBS OR OUTSIDE FUNCTIONS, IDEAL FOR USE WITH MUSICAL INSTRUMENTS, SUCH AS STRING BASS, ELECTRONIC ORGAN, GUITAR, etc.** FOR DANCE BANDS, GARRISON THEATRES, etc. We can supply Microphones, Speakers, etc., at keen cash prices or on terms with amplifiers. **EXPORT ENQUIRIES INVITED.**

**FULL RANGE OF LINEAR HIGH FIDELITY AMPLIFIERS ALWAYS IN STOCK. 613A MINIATURE 3 WATT GRAM AMPLIFIERS**

For 200-250 v. 50 c.p.s. A.C. mains. Overall size only 11 1/2 x 2 1/2 x 2 1/2 in. Fitted Vol. and Tone Control with mains switch. Designed for use with any kind of single player or record changer unit. Output for 2-3 ohm speaker. Guaranteed 12 months. Only 59/6.

## R.S.C. A5 4-5 WATT HIGH GAIN AMPLIFIER

A highly sensitive 4-valve quality amplifier for the home, small club, etc. Only 50 millivolt input is required for full output so that it is suitable for use with the latest high fidelity pick-up heads in addition to all other types of pick-ups and practically all makes. Separate Bass and Treble controls are provided. These give full long playing record equalization. Hum-level is negligible being 71 D.B. down. 15 D.B. of negative feedback is used. H.T. of 300 v. 26 mA. and L.T. of 6.3 v. 1.5 a. is available for the supply of a Radio Feeder Unit or Tape Deck pre-amplifier. For A.C. mains input of 200-250 v. 50 c/s. Output for 2-3 ohm speaker. Chassis is not alive. Kit is complete in every detail and includes fully punched chassis (with baseplate) with the blue hamper finish and point-to-point wiring diagrams and instructions. Exceptional value at only £4/15/- etc. etc. We can supply Microphones, plus 5/5 carriage. Or Deposit 22/- and five monthly payments of 22/- for assembled unit.

**P.M. SPEAKERS.** 2-3 ohms 2 1/2 in. Perdio 21/9. 5in. Goodmans 27/9. 7x4in. R.A. Elliptical 19/9. 6in. Rols 19/9. 8in. Rols 19/9. 8in. Goodmans 25/9. 8x6in. Elliptical with high flux magnet 25/9. 10in. R.A. 29/11. 10x8in. Elliptical Goodmans 29/9. 12in. R.A. 29/11. 12in. R.A. 3 or 15 ohms, 10 watts, 12,000 lines. 59/6.

**TWEETERS, 4in. Plessey, 3 ohms 18/9. R.A. 15 ohms 25/9.**

## R.S.C. TRANSFORMERS Fully Guaranteed.

**MAINS TRANSFORMERS. Primaries 200-250-250 v. 60 c/s. FULLY SHROUDED. UPRIGHT MOUNTING.**

250-0-250 v. 60 mA., 6.3 v. 2 a., 5 v. 2 a. 24-3-3in.	17/11
200-0-250 v. 100 mA., 6.3 v. 4 a., 5 v. 3 a.	27/11
300-0-300 v. 100 mA., 6.3 v. 4 a., 5 v. 3 a.	27/11
350-0-350 v. 100 mA., 6.3 v. 4 a., 5 v. 3 a.	27/11
350-0-350 v. 150 mA., 6.3 v. 4 a., 5 v. 3 a.	33/11
425-0-425 v. 200 mA., 6.3 v. 4 a., 5 v. 3 a.	49/9
450-0-450 v. 250 mA., 6.3 v. 5 a., 5 v. 3 a.	59/9

**TOP SHROUDED DROP-THROUGH TYPE**

260-0-260 v. 70 mA., 6.3 v. 2 a., 5 v. 2 a.	17/9
200-0-250 v. 100 mA., 6.3 v. 3.5 a.	19/9
260-0-250 v. 100 mA., 6.3 v. 2 a., 6.3 v. 1 a.	21/9
350-0-350 v. 80 mA., 6.3 v. 2 a., 5 v. 2 a.	18/11
350-0-350 v. 150 mA., 6.3 v. 4 a., 5 v. 3 a.	25/9
300-0-300 v. 100 mA., 6.3 v. 4 a., 5 v. 3 a.	26/9
300-0-300 v. 130 mA., 6.3 v. 4 a., c.t., 6.3 v. 1 a. suitable for Mullard 510 Amplifier.	29/9
350-0-350 v. 100 mA., 6.3 v. 4 a., 5 v. 3 a.	25/9
350-0-350 v. 150 mA., 6.3 v. 4 a., 5 v. 3 a.	29/9
425-0-425 v. 200 mA., 6.3 v. 4 a., 5 v. 3 a.	47/9

**FILAMENT TRANSFORMERS**

6.3 v. 1.5 a.	5/9	12 v. 1 a.	7/9
6.3 v. 2 a.	7/9	6.3 v. 3 a.	8/11
0.4-6.3 v. 2 a.	7/9	6.3 v. 6 a.	17/9
		12 v. 3 a. or 24 v. 1.5 a.	17/9

**AUTO (Step Up/Step Down) TRANSFORMERS**

50-80 watts 110-120 v./230-250 v.	11/9
150 watts 110-120 v./200-250 v.	27/9

**LINEAR L45 MINIATURE 4/5 W. QUALITY AMPLIFIER.** Suitable for use with any record playing unit and most microphones. Negative feedback 12 D.B. bass and treble controls. For A.C. mains input of 200-250 v. 60 c.p.s. Output for 2/3 ohm speaker. Three miniature Mullard valves. Size only 6x5x4 1/2 in. Chassis fully isolated from mains. Guaranteed 12 months. Only **£5.19.6** Or Deposit 22/- and 5 monthly payments of 22/- Send S.A.E. for leaflet.

**AGOS HGP 50 HI-FI Crystal Cartridges.** (Turnover type with sapphire stylus.) Standard replacement for Garrard and Collaro. Only 19/9. B.S.R. Ful-FI 19/9. Garrard GC2. 19/9. Acos Stereo/monaural 49/9.

## OUTPUT TRANSFORMERS

Interleaved & Impregnated.

Midget Battery Pentode	65:1 for 384, etc.	3/9
Small Pentode 5,000Ω to 3Ω	.....	4/6
Standard Pentode 5,000Ω to 3Ω	.....	5/9
Standard Pentode 8,000Ω to 3Ω	.....	5/9
Multi Ratio, Single or P/P 3 or 1Ω	.....	6/9
Push-pull 8 watts EL84 to 3 ohms	.....	8/9
Push-pull 8 watts EL84 to 15 ohms	.....	8/9
Push-pull 10-12 watts 6V6 to 3Ω or 15Ω	.....	18/9
Push-pull 10-12 watts to match 6V6 to 3.5-8 or 15Ω	.....	17/9
Push-pull EL84 to 3 or 15 ohms 10-12 watts	.....	17/9
Push-pull Ultra Linear for Mullard 510	.....	27/9
Push-pull 15-19 watts, sectionally wound, 616, KT66, etc. for 3 or 15 ohms	.....	23/9
Push-pull 20 watt high quality sectionally wound, 6L6, KT66, etc. or 3 or 15Ω fully shrouded	.....	47/9

**MICROPHONE TRANSFORMERS**

120:1 High quality, clamped	6/9
120:1 High quality Mu metal screened	8/9

**SMOOTHING CHOKES**

250 mA. 5 H., 100Ω 11/9	80 mA. 10 H., 350Ω 5/6
150 mA. 7-10 H., 250Ω 11/9	60 mA. 10 H., 400Ω 4/11
100 mA. 10 H., 200Ω 8/9	1 amp. 0.5Ω L.T. type 6/6

**PARMEKO MAINS TRANSFORMERS. Fully shrouded. 500-0-500 v. 120 mA., 6.3 v. 4 a., 5 v. 3 a.** 31/9

**LINEAR PRE-AMP/TREMOLO UNIT** Suitable for use with any Guitar Amplifier. Controls Volume, Frequency, Amplitude and Swiches. Valves: EP86 and EP80. Inputs for Guitar Pick-up or Mike, and Radio or Gram. Power required only **5 GNS.** 250/300 v. 20 mA. 6.3 v. 1 a.

# HIGH FIDELITY 12-14 WATT AMPLIFIER TYPE A11

**PUSH-PULL ULTRA LINEAR OUTPUT "BUILT-IN" TONE CONTROL PRE-AMP STAGES**



Two input sockets with associated controls allow mixing of "mike" and gram, as in A.10 High sensitivity. Includes 6 valves: ECC83, ECC83, EL84, EL84, 5Y3. High Quality sectionally wound output transformer specially designed for Ultra Linear operation and reliable small condensers of current manufacture. **INDIVIDUAL CONTROLS FOR BASS AND TREBLE "Lift" and "Cut."** Frequency response  $\pm 3$  D.B. 30-30,000 c/s. Six negative feedback loops. Hum level 60 D.B. down. ONLY 23 millivolts INPUT required for FULL OUTPUT. Suitable for use with all makes and types of pick-ups and microphones. Comparable with the very best designs. **FOR STANDARD or LONG PLAYING RECORDS. FOR MUSICAL INSTRUMENTS such as STRING BASS, GUITARS, etc. OUTPUT SOCKET with plug provides 300 v. 30 mA. and 6.3 v. 1.5 a. For supply of a RADIO FEEDER UNIT. Size approx. 12x9x7in. For A.C. mains 200-250 v. 60 c/s. Output for 3 and 15 ohm speakers. Kit is complete to last unit. Chassis is fully punched. Full instructions and point-to-point wiring diagrams supplied. (Or factory built 51/- extra.)** **ONLY 8 Gns.** Carr. diagrams applied. **10/-** If required louvered metal cover with 2 carrying handles can be supplied for 18/9. **TERMS ON ASSEMBLED UNITS. DEPOSIT 33/3 and 9 monthly payments of 24/10. Send S.A.E. for illustrated leaflet detailing ready-to-assemble Cabinets. Speakers, Microphones, etc. with cash and credit terms.**

# R.S.C. PORTABLE GUITAR AMPLIFIERS

**JUNIOR 5 WATT.** High Quality Output. Separate Bass and Treble "cut" and "boost" controls. Sensitivity 15 mv. High Flux 8in. /speaker. Input sockets for Radio/Tape or Gram Pick-up and Mike (Instrument Pick-up. Handsome strongly made cabinet (size approx. 14x14x7in.). Finished in attractive and durable polychrome and fitted carrying handle. **£8.19.6** Carr. 7/6. Or Deposit £1 and nine monthly payments £1. Send S.A.E. for leaflet.

**SENIOR 10 WATTS.** High-Fidelity Push-Pull output. Separate Bass and Treble "cut" and "boost" controls. Twin separately controlled high gain inputs so that two instruments such as Guitar and String Bass can be used at the same time. Two Loudspeakers are incorporated in 12in. P.M. for Bass notes and 1 7/4in. elliptical for Treble. Cabinet is well made and finished as for F.M. for Bass notes and 1 7/4in. elliptical for Treble. Cabinet is well made and finished as for F.M. for Bass notes and 1 7/4in. elliptical for Treble. **15 Gns.** Plus 10/- carr. **H.P. TERMS DEPOSIT 34/9 and 9 monthly payments 34/9.** Both models for 200-250 v. A.C. mains.

**COLLARO CONQUEST 4-SPEED AUTO-CHANGERS.** With studio pick-up with turnover head. Latest model for 200-250 v. A.C. mains. **£8/19/6.** Carr. 4/6. **B.S.R. MONARCH AUTO-CHANGERS.** Type UAS. 4 speed T/O Pick-up with sapphire stylus **£6/19/6.** Carr. 4/6. Any of the above supplied with T/O stereo/monaural head for £1 extra. **COLLARO JUNIOR.** 4-speed Single Player with HI-FI T/O crystal pick-up head, **£3/19/6.**

**LOUDSPEAKER IN POLISHED WALNUT FINISHED CABINET.** Gauss 12,000 lines. Speech coil, 3 ohms or 15 ohms. Only **£4/19/6.** Carr. 9/-. **TERMS DEPOSIT 11/- and 9 monthly payments of 11/-.** 12in. 80 WATT 15,000 line /speaker: 15 ohms in Cabinet finished as above. Size 18 x 18 x 8in. **£7/19/6 or Deposit 17/9 and 9 monthly payments of 17/9.**

**LINEAR TAPE PRE-AMPLIFIER Type LP/L** Switched negative feedback equalization. Positions for Record 1 1/2 in. 3 1/2 in. 7 1/2 in. and Playback. EM84. Recording level indicator. Designed primarily as the link between Collaro Tape Transcriber and high fidelity amplifier but suitable almost any Tape Deck. **9 Gns.** Send S.A.E. for leaflet.

**R.S.C. STANDARD BASS REFLEX CABINET** for 12in Loudspeakers, Acoustically lined and ported. Size 30in. x 14in. x 13in. Beautiful walnut veneer finish. Specially recommended for use with Speaker below **£5/19/6.** Set of four legs can be supplied for 29/6 per set.

**PLESSEY DUAL CONCENTRIC 12in. P.M. SPEAKERS** (15 ohms) consisting of a high quality 12in. speaker of orthodox design supporting a small elliptical speaker ready wired with choke and condensers to act as tweeter. This high fidelity unit is highly recommended for use with our A11 or any similar amplifier. Rating 10 watts. Gauss 12,000 lines. Price only **£5/19/6.** Or Deposit 13/9 and 9 monthly payments of 13/9.



Each Model incorporates the highly successful HT/TR3 Amplifier (described below), thus ensuring truly "Hi-Fi" record and playback facilities.

All prices quoted provide for the COMPLETE RECORDER including CRYSTAL MICROPHONE and 1,200ft. Spool of Tape.

There are no "better value for money" Tape Recorders on the market—if you can't call and hear them send S.A.E. for fully descriptive leaflets.



# Stern's "fidelity" TAPE RECORDERS

**BEFORE YOU BUY—YOU SHOULD HEAR THESE RECORDERS—THEY ARE COMPARABLE TO THE MUCH HIGHER PRICED MODELS**

**MODEL CR3/S.** Incorporates the Collaro "STUDIO" TWIN TRACK 3-speed Deck operating at 1 1/2 in., 3 1/2 in. and 7 1/2 in. speeds..... **£39.10.0**  
H.P. Terms: Deposit £7/18/- and 12 months of £2/17/11.

**MODEL TR3/Mk. VI.** Incorporates the New TRUVOX Mk. VI TWIN TRACK 2-speed Tape Deck operating at 3 1/2 in. and 7 1/2 in. speeds.... **£49.10.0**  
H.P. Terms: Deposit £9/18/- and 12 months of £3/12/7.

## TAPE AMPLIFIERS and PREAMPLIFIERS presented from MULLARD DESIGNS


### MULLARD TYPE "C" TAPE-PREAMPLIFIER ERASE UNIT

The "Hi-Fi" link to add full tape recording facilities to High Fidelity home installations. Incorporates FERROXUCUBE POT CORE PUSH-PULL OSCILLATOR and 3-speed treble equalisation by FERROXUCUBE POT CORE INDUCTOR. FOR WEARITE—COLLARO—TRUVOX or BRENNEL TAPE DECKS. (STATE which when ordering.) Includes separate Power Supply Unit. **£14.0.0** or ASSEMBLED **£17.0.0**  
KIT OF PARTS..... H.P. £3/8/- Deposit and 12 months at £1/4/11.  
(Excluding Power Unit £11/15/- and £14/10/- respectively.)



### MODEL HF/TR3 Mk. II TAPE AMPLIFIER

(Mullard Type "A" design)  
A very high quality Amplifier incorporating 3-speed treble equalisation, by the latest FERROXUCUBE POT CORE INDUCTOR. FOR COLLARO-TRUVOX-BRENNEL or WEARITE Tape Decks (STATE which when ordering), has GILSON Output Transformer. Includes separate Power Supply Unit. **£13.13.0** or ASSEMBLED **£17.0.0**  
KIT OF PARTS..... H.P. £3/8/- Deposit and 12 months at £1/4/11.



## FOR THE HOME CONSTRUCTOR SPECIAL "COMBINED ORDER" PRICES

- (a) The COLLARO "STUDIO" TAPE DECK and our Mullard Type "C" PRE-AMPLIFIER and Power Unit assembled and tested **£29.10.0**  
H.P. Terms: Deposit £5/18/- and 12 months at £2/3/3.
- (b) As above but Type "C" PRE-AMPLIFIER supplied as complete Kit of Parts **£26.10.0**
- (c) The TRUVOX Mk. VI TAPE DECK and the assembled Type "C" PRE-AMPLIFIER and Power Unit..... **£40.0.0**  
H.P. Deposit £8 and 12 months £2/18/8.
- (d) As above but the Type "C" supplied as complete Kit of Parts **£36.10.0**
- (e) The BRENNEL Mk. V Deck and the assembled Type "C" PRE-AMPLIFIER and Power Unit..... **£46.0.0**  
H.P. Deposit £9/4/- and 12 months at £3/7/6.
- (f) As above, but the Type "C" supplied as complete Kit of Parts **£43.0.0**
- (g) The WEARITE 4A DECK with Type "C" assembled and tested **£56.0.0**  
H.P. Deposit £11/4/- and 12 months £4/2/1.

- (a) COMPLETE KIT to build the HF/TR3 Amplifier, together with the COLLARO "STUDIO" DECK **£26.0.0**
- (b) As above, but HF/TR3 ASSEMBLED and TESTED H.P. Terms: Deposit £5/18/-, 12 months of £2/3/3..... **£29.10.0**
- (c) COMPLETE KIT to build the HF/TR3 together with the NEW TRUVOX Mk. VI TAPE DECK **£36.10.0**
- (d) As above but HF/TR3 ASSEMBLED and TESTED H.P. Terms: Deposit £8, 12 months of £2/18/8. **£40.0.0**
- (e) COMPLETE KIT to build the HF/TR3 AMPLIFIER with the BRENNEL Mk. V TAPE DECK..... **£42.0.0**
- (f) As above but HF/TR3 ASSEMBLED and TESTED H.P. Terms: Deposit £9/2/-, 12 months of £3/6/9. **£45.10.0**
- (g) THE ASSEMBLED and TESTED HF/TR3 AMPLIFIER with the WEARITE MODEL 4A DECK, incorporates Wearite Head Lift Transformer, etc..... **£55.0.0**  
H.P. Terms: Deposit £11, 12 months of £4/0/8.

(Carriage and insurance on above quotes 10/- extra.)  
EACH OF ABOVE CAN BE SUPPLIED IN PORTABLE CASE FOR £5/10/- extra. THUS FORMING A COMPLETE PORTABLE PRE-AMPLIFIER. SEND FOR DETAILS.

(Carriage and insurance on each above is 10/- extra.)  
Attractive PORTABLE CASE is available to accommodate the TRUVOX or COLLARO TAPE DECKS and we offer it together with ROLA/CELESTION 10 x 6in. LOUDSPEAKER—ACOS CRYSTAL MICROPHONE—and 1,200ft. SPOOL TAPE—ALL FOR..... **£9.0.0**  
(Carriage and Insurance 5/- extra.)

SPECIAL OFFER OF TAPE	225ft. on 3in. Spool	5/9
P.V.C. base on latest type plastic Spools. New, Boxed and Guaranteed.	900ft. on 5in. Spool	18/6
	1,200ft. on 5 1/2 in. Spool	21/-
	1,200ft. on 7in. Spool	21/6
	1,800ft. on 7in. Spool	32/6

TAPE ACCESSORY KITS	
(a) E.M.I., includes 3 reels Leader Tape, Splicer, Joining Tape and Stop Foil	37/6
(b) SCOTCH BOY, includes 3 reels Leader Tape, Splicer, and Joining Tape.	29/6

## A LARGE PURCHASE OF BRAND NEW and FULLY GUARANTEED TRUVOX and GARRARD TAPE EQUIPMENT ENABLES THESE OUTSTANDING PRICE REDUCTIONS



**THE "MODEL HF/G2R" PORTABLE TAPE RECORDER** (Original Price £33/0/0)

FOR **22 GNS.** H.P. Dep. £4/14/-, 12 months £1/13/8. (Carriage and Ins. 10/- extra.)

INCORPORATES THE LATEST GARRARD "MAGAZINE" TAPE DECK and MATCHING AMPLIFIER. Based on the successful MULLARD TYPE "A" DESIGN and specifically developed to operate the GARRARD DECK. PRICE INCLUDES THE GARRARD TAPE MAGAZINE and 4in. SPOOL OF DOUBLE PLAY TAPE. A Twin Track Recorder operating at 3 1/2 in./sec. providing up to 1 hour 10 mins. playing time. The outstanding features being excellent performance and simplicity of operation. Incorporates EXT. SPEAKER SOCKET, also operates as independent amplifier for direct reproduction from P.U. mike or Radio tuner. Weighs only 22lb.

WE ALSO OFFER DECK and AMPLIFIER CONNECTED, TESTED, FOR IMMEDIATE OPERATION. 19 gns. H.P. Dep. £4 and 12 months £1/9/4. Carriage and Ins. 10/- extra. INCLUDES SPEAKER, tape Magazine and 4in. Spool of Double Play Tape. Comprises a complete tape recorder chassis ready for easy fitting into cabinet.

**THE "MODEL TK/Mk. IV" PORTABLE TAPE RECORDER** (Original Price £49/10/-)

FOR **£36.10.0** PRICE INCLUDES A 7in. SPOOL OF EMI TAPE.

H.P. Dep. £7/6/- and 12 months £2/13/6. (Carriage and Insurance 10/- extra.)  
INCORPORATES THE TRUVOX Mk. IV TAPE DECK, ROLA/CELESTION 8 x 5in. LOUDSPEAKER and the Truvox Type "K" AMPLIFIER specifically developed by Truvox Ltd. to correctly operate their Mk. IV Tape Deck. This combination affords first-class tape recording facilities.

A Twin Track Two Speed model operating at 3 1/2 and 7 1/2 in./sec. Incorporates SAFETY BUTTON (prevents accidental erasure). Ext. Speaker. TONE and VOLUME CONTROLS. Also operates as independent AMPLIFIER for direct reproduction from P.U. mike or Radio tuner.

WE ALSO OFFER THE DECK and AMPLIFIER AS FOLLOWS: Mk. IV TAPE DECK, £16/10/- H.P. Deposit £3/6/-, 12 months £1/4/3. TYPE "K" AMPLIFIER, £15. H.P. Deposit £3. 12 months £1/2/9. COMBINED ORDER FOR BOTH DECK and AMPLIFIER, £30. H.P. Deposit £6. 12 months £2/4/-.



**STERN RADIO LTD.** DEPT. W. 109 FLEET ST., LONDON, E.C.4

Telephone: FLEET STREET 5812/3/4

FULLY DESCRIPTIVE LEAFLETS ON ALL OF ABOVE ARE AVAILABLE—BUT PLEASE ENCLOSE S.A.E.

# STERN'S MULLARD DESIGNS

## COMPLETE KIT OF PARTS

Designed by MULLARD—presented by STERNS strictly to specification

### MULLARD "5-10" MAIN AMPLIFIER

For use with the MULLARD 2-stage pre-amplifier with which an undistorted power output of up to 10 watts is obtained. We supply SPECIFIED COMPONENTS AND NEW MULLARD VALVES including PARMEKO MAINS TRANSFORMER and choice of the latest Ultra-linear PARMEKO or the PARTRIDGE Output Transformer. Price: COMPLETE KIT (Parmeko Output Trans.) ..... **£10.00**  
Alternatively we supply ASSEMBLED AND TESTED ..... **£11.10.0**

ABOVE INCORPORATING PARTRIDGE OUTPUT TRANSFORMER £1/6/- extra.

## MULLARD'S 2-VALVE PRE-AMPLIFIER TONE CONTROL UNIT

Employing two EF86 valves and designed to operate with the Mullard MAIN AMPLIFIER but also perfectly suitable for other makes. Supplied strictly to MULLARD SPECIFICATION and incorporating:  
● Equalisation for the latest R.I.A.A. characteristics.  
● Input for Crystal Pick-ups and variable reluctance magnetic types.  
● Input (a) Direct from High Imp. Tape Head. (b) From a Tape Amplifier or Pre-Amplifier.  
● Sensitive Microphone Channel. ● Wide range BASS and TREBLE Controls.  
Price: COMPLETE KIT OF PARTS ..... **£6.6.0**  
ASSEMBLED AND TESTED ..... **£8.0.0**



## COMPLETE MULLARD 5-10 AMPLIFIER

The popular and very successful complete "5-10" incorporating Control Unit providing up to 10 watts high quality reproduction. Specified components and new MULLARD VALVES are supplied including PARMEKO MAINS TRANSFORMERS and choice of the latest PARMEKO or PARTRIDGE ULTRA Linear Output Transformers. Price: COMPLETE KIT, Parmeko Transformer ..... **£11.10.0**  
Alternatively we supply ASSEMBLED AND TESTED ..... **£13.10.0**  
Hire Purchase (Assembled Amp. only). Deposit: £2/14/-, 12 months at 19/10. ABOVE incorporating PARTRIDGE OUTPUT TRANSFORMER £1/6/- extra.



## COMPLETE MULLARD 3-3

A VERY HIGH QUALITY AMPLIFIER DEVELOPED FROM THE VERY POPULAR 3-VALVE 3-WATT AMPLIFIER DESIGNED IN THE MULLARD LABORATORIES.

Price for COMPLETE KIT OF PARTS ..... **£7.10.0**  
(Plus 6/6 carriage and insurance).  
Alternatively supplied ASSEMBLED AND FULLY TESTED (Plus 6/6 carriage and insurance)..... **£8.19.6**

H.P. TERMS: Deposit £2 and 8 monthly payments of £1.

Our kit is complete to the MULLARD specification including supply of specified components, valves and PARMEKO OUTPUT TRANSFORMER. We also include switched inputs for 78 and L.P. records plus a Radio position. Extra power to drive a Radio Tuning Unit is also available.

## COMPLETE STEREO AMPLIFIER

Meets the many requests for a low priced but good quality Stereophonic Amplifier. Output power is 4 watts. Inputs for Crystal Pick-ups and Radio Tuner.

KIT OF PARTS ..... **£8.10.0** or ASSEMBLED ..... **£10.10.0**

## Mk. II "Fidelity" FM TUNING UNIT

An attractively presented Unit incorporating MULLARD PERMEABILITY TUNING HEART and corresponding Mullard valve line-up. Very suitable to operate with our Mullard Amplifiers. Price: COMPLETE KIT OF PARTS ..... **£10.0.0**  
or ASSEMBLED ..... **£14.15.0**

## SPECIAL CASH ONLY OFFER !!

The very attractive PORTABLE AMPLIFIER CASE together with a good quality GRAM AMPLIFIER and a matched P.M. SPEAKER. ALL FOR ONLY **£8.7.6** (Plus 7/6 carr. and ins.).

The Amplifier consists of a 2-stage design incorporating the 3 modern BVA valves and has separate BASS and TREBLE CONTROLS. The Portable Case will also accommodate almost any make of Autochanger and is attractively finished in Grey Colour Resin. —WE ALSO SUPPLY SEPARATELY—  
(a) The 3-stage (plus Rectifier) AMPLIFIER ..... **£4 2 6**  
(b) The PORTABLE CARRYING CASE ..... **£3 17 6**  
(c) 6in. P.M. SPEAKER ..... **£3 18 9**  
(Carriage and Insurance 4/- extra.)

## STERN'S INTER-COMM or BABY ALARM

A small versatile unit employing the new MULLARD ECL86 valve and designed to provide two (or three) way conversation up to extreme distances. Operates from A.C. mains 200 to 250 volts and as in all our designs only new high-grade and guaranteed components are incorporated.

PRICES—MASTER UNIT and ONE EXTENSION  
KIT OF PARTS £6/17/6- ASSEMBLED AND TESTED £8.  
(Available in August) (Available mid-July)

The equipment consists of a MASTER UNIT, size only 8 1/2" x 6 1/2" x 6" and ONE EXTENSION (a second extension may be added at any time). The Master Unit incorporates switching and power supply and the chassis completely isolated from the mains is operated in absolute safety. Attractively presented in cases covered in quality leatherette.

## "Hi-Fi" LOUDSPEAKERS

WE HAVE IN STOCK A COMPLETE RANGE BY GOODMANS—WHARFEDALE—W.B. ILLUSTRATED AND PRICED LEAFLETS ON REQUEST

### THE "ADD-A-DECK"

(INCORPORATING GARRARD "MAGAZINE" TAPE DECK and the MATCHED MODEL HF/SEP PREAMPLIFIER. Supplied on ONE CHASSIS (as illustrated). READY FOR USE. PRICE: Including GARRARD MAGAZINE and a 4in. SPOOL DOUBLE PLAY TAPE (Carr. & Ins. 10/- extra). **13 gns.**

H.P. Deposit £3/16/- and 12 months of £1/7/8. Provides complete tape recording facilities and designed to operate through the pick-in sockets of the standard type of RADIO RECEIVER, or an AMPLIFIER, from which really first class reproduction is obtained. It consists of a Twin Track Deck connected to the Pre-amplifier and operates at 3 1/2in. /sec. speed, providing up to 1 hour 10 mins. playing time. Only needs connecting to the mains supply and pick-up sockets. Very simple to operate and easily installed in a cabinet, only four fixing screws being required.



## PRICE REDUCTIONS

- (a) The COMPLETE KIT OF PARTS to build both the "5-10" Main Amplifier and the 2-Stage Pre-Amplifier Control Unit ..... **£15.15.0**
- (b) The "5-10" and the 2-Stage Pre-Amplifier both Assembled and Tested ..... **£18.18.0**  
H.P. TERMS: Deposit £3/16/- and 12 months of £1/7/8
- (c) The COMPLETE KIT OF PARTS to build the Dual Channel "3-3" Amplifier and the Dual Channel Pre-Amplifier Control Unit. .... **£21.10.0**
- (d) The Dual Channel "3-3" Amplifier and the Dual Channel Pre-Amplifier Control Unit both Assembled and Tested ..... **£25.0.0**  
H.P. TERMS: Deposit £5 and 12 months of £1/16/8.
- (e) The COMPLETE KIT OF PARTS to build one "5-10" Main Amplifier (Parmeko Transformer) and the Dual Channel Pre-Amplifier Control Unit ..... **£21.10.0**
- (f) One "5-10" Amplifier (Parmeko Transformer) and the Dual Channel Pre-Amplifier both Assembled and Tested ..... **£25.0.0**  
H.P. TERMS: Deposit £5 and 12 months of £1/16/8.
- (g) COMPLETE KIT OF PARTS to build Two "5-10" Main Amplifiers (incorporating Parmeko Output Transformers) and the Dual Channel Pre-Amplifier Control Unit ..... **£31.0.0**
- (h) Two "5-10" Amplifiers (Parmeko Output Transformers) and the Dual Channel Pre-Amplifier Control Unit both Assembled and Tested ..... **£36.0.0**  
H.P. TERMS: Deposit £7/4/- and 12 months of £2/12/-.  
Carriage and insurance 7/6 extra.

Prices quoted are subject to £1/6/- extra for Partridge Trans.

## MULLARD FOUR CHANNEL MIXING UNIT

Self powered with Cathode follower output. Incorporates Two inputs for CRYSTAL MICROPHONES, one for CRYSTAL PICK-UPS and a Fourth for Radio or Tape. KIT OF PARTS ..... **£8.8.0**  
ASSEMBLED AND TESTED ..... **£10.0.0**  
Terms: Deposit £2 and 12 months at 15/-.  
Model I.L. one microphone input matched for moving coil or ribbon mike £1/17/- extra.



## STEREO DUAL CHANNEL PRE-AMPLIFIER

This model incorporates two 2-valve Pre-Amplifiers (described above) combined into a Single Unit enabling it to be used for both STEREOPHONIC and MONAURAL operation. It is designed primarily to operate with our range of MULLARD MAIN AMPLIFIERS but will also operate equally well with any make of Amplifiers requiring an input of 250 m/v.



Price: COMPLETE KIT OF PARTS ..... **£12.10.0**  
Alternatively ASSEMBLED AND TESTED ..... **£15.0.0**  
H.P. Terms on assembled unit: £3 Deposit and 12 months of £1/2/-.

## STEREO "3-3" MAIN AMPLIFIER

Comprises two MULLARD 3-3 Main Amplifiers on one chassis. Operates with above MULLARD STEREO PRE-AMPLIFIER. Output power 6 watts. Inputs for Crystal Pick-up and Radio Tuner. Price: COMPLETE KIT OF PARTS ..... **£10.0.0**  
or ASSEMBLED ..... **£11.15.0**

## RECORD PLAYERS Many at REDUCED PRICES !!

Send S.A.E. for ILLUSTRATED LEAFLET

- THE EMI 4-speed single record player with separate crystal pick-up ..... **4 gns**
- B.S.R. MONARCH UA8 4-speed Mixer Autochanger with Crystal Pick-up ..... **£6.19.6**
- THE NEW COLLARO "C 60" 4-speed autochanger unit with Studio "A" pick-up ..... **£7.19.6**
- THE NEW COLLARO Model RP594, 4-speed Single Record Player, Studio Cartridge ..... **£9.18.9**
- THE E.M.I. 4-speed Single Record Player, incorporating a high output crystal pick-up ..... **£6. 9.6**
- B.S.R. MODELS UA12 and UA14. Each a 4-speed Mixer Autochanger, with Crystal Pick-up ..... **£7.19.6**
- Both available incorporating the B.S.R. STEREO Pick-up, plays L.P. and 78 records ..... **£10.10.0**
- GARRARD RC209 4-speed Autochanger fitted with latest Crystal Pick-up ..... **£8.19.6**
- The latest GARRARD TRANSCRIPTION MOTOR "201" ..... **£22.7.3**
- The new GARRARD Model 4HF High Quality Single Record Player fitted with the latest T.P.A. 12 Pick-up arm and G.C.S. Crystal Cartridge ..... **£18.7.6**
- GARRARD Model TA/Mk. II Single Record Player fitted with high output Crystal Pick-up, detachable head ..... **£8.10.0**
- HIRE PURCHASE TERMS available on all units £3/19/8 and over Carriage and insurance on each above 5/- extra.

## !! HOME CONSTRUCTORS !!

A RANGE OF "EASY TO ASSEMBLE" PREFABRICATED CABINETS Designed by the W.B. "STENTORIAN" COMPANY for "Hi-Fi" Loudspeaker systems or to accommodate high quality equipment. The acoustically designed Bass Reflex Cabinets containing the very successful "Stentorian" speakers give really first-class reproduction and are well recommended. Models are also available to accommodate high-quality Amplifiers, Pre-amplifier, Tuning Unit, Record Players, etc. All models are very easily assembled, in fact only a screwdriver is required. Fully illustrated leaflets are available, including complete specifications of the various STENTORIAN LOUDSPEAKERS. Please enclose S.A.E.

H.P. TERMS ARE AVAILABLE ON ALL EQUIPMENT OVER £9. FULLY DESCRIPTIVE LEAFLETS ARE AVAILABLE FOR ALL EQUIPMENT, BUT PLEASE SEND S.A.E.

DEPT. W. 109 FLEET ST., STERN RADIO LTD., LONDON, E.C.4

Telephone: FLEET STREET 3812/3/4


# PROOPS Walk-around Store

## and MAIL ORDER SERVICE

52 Tottenham Court Road, London, W.1 • Open 9-6, including Sats., Thurs. 9-1 • LAngham 0141

### ELECTRONIC IGNITION ANALYSER

Versatile, portable equipment specially designed for the critical analysis of aero-engine ignition systems. Displays entire performance of ignition system on a cathode ray screen while engine is running—simultaneously showing each plug firing in a side by side comparison. Reveals excessive carbon formation, faulty condenser, leaking cables, incorrect plug or contact breaker gap, worn cams, etc. Ten-step loading switch absorbs energy from system and thus accentuates test to show-up deterioration in coil primary, secondary winding, condenser, cables, etc. Straightforward connection to system. Power supply can be switched to either 230/250 volts A.C. mains, or 6, 12 or 24 volts D.C. In attractive metal case  $9 \times 13\frac{1}{2} \times 17\frac{1}{2}$  in. Complete with circuit, instructions and good and faulty trace drawings. Guaranteed serviceable.



£15.0.0 Carriage 10/-

### SMALL HIGH-SPEED MOTORS

Robust, aircraft-quality, fan-cooled motors continuously rated at 11,000 r.p.m. from 115 volts 3-phase 400 c/s A.C. supply. Drive:  $\frac{3}{16}$  in. fibre gear on  $\frac{1}{8}$  in. shaft. Gear easily removed. Size only  $4\frac{1}{2} \times 2\frac{1}{2}$  in.

25/- Carriage 5/-

### GEIGER COUNTER TUBES

Brand new, individually tested, fully guaranteed, low-voltage Halogen quenched Geiger Mueller tubes by a famous British manufacturer. Working voltage 400-450. Highly sensitive; effective length 11.8 cm. Background 90 counts/min., max. response 30,000 counts/min. Plateau 80 volts. Stainless iron electrode. Similar to tubes fitted in high-grade instruments and used in demonstration counters on BBC and ITV programmes. IDEALLY SUITED FOR HOME-BUILT GEIGER COUNTERS, BASIC EXPERIMENTATION, INSTRUCTION, and serious work too. Circuits of simple all-transistor and conventional valve counters supplied on request. At a fraction of the original cost.

25/- Carriage 2/-

### PRESSURE SENSING INDUCTANCE

Highly sensitive device consisting of ferrite encapsulated 160 kc/s coil unit and aneroic capsule which changes frequency with changes of pressure. Coil Q43; capacitance 870 pf. In  $\frac{1}{2}$  in. square aluminium can on  $2\frac{1}{2}$  in. diameter lightweight plug-in unit.

22/6 Carriage 2/6

### TIME DELAY SWITCH

High-quality modern unit made by Teddington Controls (Type FHM/A) to control overrun of camera guns. Contains fast-running precision ball bearing, double armature motor and precision-made ball bearing gearbox and magnetic solenoid clutch. Designed for 24 volts D.C. but motor runs energetically at lower voltage. Totally sealed in robust diecast box size:  $4\frac{1}{2} \times 3 \times 3\frac{1}{2}$  in. Time delay  $1\frac{1}{2}$  sec. Brand new.

32/6 Carriage 2/6


### BARGAIN OFFERS

VCR139 (Cossor 23D equivalent)  $2\frac{1}{2}$  in. cathode ray tube 15/-.  
Postage 2/6.  
Mains suppressor in diecast sealed case, 2 for 5/-.  
Postage 2/-.  
Double pole knife changeover switch on porcelain base, 2 for 4/-.  
Postage 1/-.  
Pyrex aerial insulators, four  $3\frac{1}{2}$  in. OR one 8 in., 6/-.  
Postage 1/6.  
Neons, ten 115 volt for 19/-.  
Postage 2/6. Six 80 volts for 6/-.  
Postage 1/6.  
G.P.O. electro-mechanical relays 0-9999, 5/-.  
Postage 2/6.  
Bulgin type "M" microswitches, 4 for 10/-.  
Postage 1/6.  
Metal rectifiers: selenium 6-12 volt  $1\frac{1}{2}$  amp., 9/6.  $2\frac{1}{2}$  amp., 9/6, 4 amp., 16/6.  
Charging transformers: Pri. 200/250 volts, Sec.  $3\frac{1}{2}$ , 9 and 17 volts, at 4 amp., 18/6. Postage 3/-.

### TRANSISTOR AMPLIFIER KIT

Printed circuit, 500 milliwatt push-pull output. High impedance input, 3 ohm output. Two OC71 and two OC72. Supplied with all components, condensers, resistors, volume control, transformers and printed circuit board. Input 6-9 v. D.C. Circuit diagram and component layout supplied with each kit. **52/6** post paid

### 25 c/s Tuning Fork Drive AMPLIFIER




Modern, light-alloy cased. Drive unit type 114 containing a robust  $8\frac{1}{2}$  in. induction sustained 25 c/s tuning fork with attendant induction pick-ups and waveform amplifier comprising  $2 \times$  DF50, CV1092 diode and 6L6 output. 5U4G rectifier and VS110 stabiliser in power supply derived from high-cycle transformer—easily replaced by standard mains type. High-grade components throughout. Easily removed, flexibly mounted tuning fork assembly energised by

6.3 volts A.C. only.  
Case size:  $8\frac{1}{2} \times 7\frac{1}{2} \times 10\frac{1}{2}$  in.

New. **60/-** Carriage 3/-

### CENTRE SCALE COUNTERS

Ex-R.A.F. camera film footage indicators. Consists of really compact lever solenoid which actuates a pawl on a ratchet wheel to move a pointer progressively round a circular dial. Works on either 12 or 24 volts D.C. and records 125 counts per revolution. Can be used as a lap marker for "Scalextric" car sets, mechanical counting, display, etc., or the lever solenoid could readily be adapted for use in modelling. In diecast case with centre toggle switch and reset button. Stick-on dial graduated 0-125 and instructions supplied. Size:  $3\frac{1}{2} \times 1\frac{1}{2}$  in.



7/6

Carriage 3/-

### Master and Remote CONTACTORS

MASTER CONTACTOR is a robust, high quality, spring driven clock with balanced escapement driving a low friction pair of contacts that "make" every half-second. Mechanism is enclosed in temperature- and vibration-proof, sorbo-rubber lined box size  $6 \times 6 \times 6$  in. Winding key and stop/start knob accessible below lid.

REMOTE CONTACTOR is a solenoid operated ratchet mechanism which is energised by the half-second impulses from the Master Contactor to turn a pointer at one rev. per minute over a 2 in. dial with adjustable zero and quarter divisions. Additionally, a fibre cam on the ratchet wheel operates a pair of contacts that close for one quarter of every revolution. In first-class guaranteed condition.

**30/-** Carriage 5/-

### COLD CATHODE TRIGGER TUBES

Sub-miniature cold cathode valve developed by Ericsson primarily for computer work, these GTR.120W tubes have great possibilities in a number of experimental electronic automatic control circuits. Anode-cathode running voltage of 95 to 140 at 4.5 mA, and at 290 anode volts require a trigger current of only 250 microamps to cause the anode to take over the discharge. Typical ionization time: 90 microseconds. Will withstand up to 310 volts with zero trigger voltage without self-igniting. Supplied complete with full performance data in original packs of 100 at the special price of **£5.0.0**




Post paid

Minimum quantity supplied: 6 for 10/- Post paid.

### 3cm. SIGNAL GENERATOR

TS 13AP "X" Band Signal Generator with integral checking wave-meter covering 9305-9455 Mc/s and providing pulse, square wave, or FM modulation. Pulse width and shift variable; FM from external sawtooth supply. Metered power output of 5 microwatts minimum on CW or pulse into calibrated attenuator. P.R.F. plus or minus 1 kc/s on self-sync.operation on 350 c/s-4 kc/s triggered. Valves 723 A/B, 2x6AC7, 3x6SN7GT, 6S6, 5U4G, 5Y3 and 3x VR105/30 stabilisers. In black crackle box with hinged access panel and fitted lid containing leads, size: 20 x 10 x 11½ in. deep. Fully guaranteed and complete with circuit diagrams and handbook.



**£25.00**  
Carriage £1

### INVERTORS

**28 Volt DC to 115v 1 phase AC** Self contained motor generator unit with complementary carbon pile voltage regulator, contactor and associated rectifier in separate compartment on same base. Continuously rated for 25/28 volts D.C. input with 360 VA output at 115 volts single phase A.C. at 1,600 cycles with a power factor of 1.0. Fan cooled with end plate for blast or internal cooling as required. Type 200. Ref. 5UB/5083. In first-class condition.

**£4.10.0** Carriage 7/6

**28 volt DC to 115v 3 phase 400 c/s AC. Type 102A** Output 625VA. Brand new and complete with type 34 (5UC/8520) voltage and Frequency control unit.

**£15.0.0** Carriage 10/-

**200/220 Volt DC to 200/250v 1 phase 50 c/s AC** Output 260 watts. New, in sound-proof cabinet.

**£9.0.0** Carriage 10/-


**24 volt DC to 26v 1 phase 400 c/s AC** Output 6VA. Size 2½in. dia. x 4in. long x 1½in. high pedestal base. Instrument quality. AS NEW.

**27/6** Carriage paid

**28 volt DC to 115 volts 1 phase 400 c/s AC** (illustrated).

Output 50VA. Size 7 x 4 x 5in. high. In black crackle case on anti-vibration mounted pedestal base containing condenser filter. Fan cooled. As new.

**£4.10.0** Carriage 5/-



### 'SCOPE UNIT T.S.74

A basic 'scope with brilliance and focus controls on front panel which also contains X-plate terminals, gain control and two-speed timebase switch. Immediately behind the panel is a separate screened compartment that houses two VR65 and a VR92 (tunable input receiver—convert to input amplifier) and a signal generator (3xVR65 and VR135) modulated at two frequencies over its 155 to 255 mc/s range. Substantial EHT and HT power pack (VU120 and 5Z4G) at rear, plenty of free room, four high-voltage pre-set pots, two full-length tag boards, 12 valves plus VCR139A. Complete with circuits and full instructions for modification.

**£3.10.0** Carriage 15/-

### MEGISTORS, 125, 1,000 or 10,000 MEGohms

Glass encapsulated 10% tolerance high value resistors for minute grid current applications. Ideal for extending the range of sensitive meters or using in probes to provide a really high impedance input for VTVM's or 'Scopes.

One of each value plus any chosen two, **5 for 10/-** Post Paid.

### ANTENNA BEAM ROTATING MOTOR

Removal of the easily detachable (24 volt) magnetic brake housed in a separate rear casing permits operation from either A.C. or D.C. at any voltage between 6 and 30 with corresponding variable speed. Limit switches operate after approximately 3 turns in either direction, but these can be shorted out for continuous running. Designed for external use, easily waterproofed. Consumption 4-6 amps.

**55/-** plus 7/6 carriage.

### ANTENNA INDICATOR

Remote indication to within 1° on precision instrument type flush fitting black crackle indicator with 3in. dial calibrated in 2° steps plus the four cardinals. Simple D.C. wiring (6-30 volt) from specially wound potentiometer in sealed die-cast housing with ½in. drilled spindle transmits accurate signal of horizontal or vertical bearing.

**30/-** Carriage 5/-


Brand New Post Free.

### TELEVISION

#### OSCILLOSCOPE

Release of a small quantity of the latest version of the well known APN-4 Indicator Unit from the American Loran Airborne radio navigation system. This provides a golden opportunity to make a serious television servicing and development tool as described in the *Wireless World*.

This is a nice looking piece of equipment with



a really businesslike inside. Steel, double-deck chassis with fully screened 5CP1 tube in the centre, all high-grade capacitors and resistors, separate tag boards and layout diagrams for individual sections, etc. Modern circuit technique centred around one type of valve (14 of 6SN7 double-triodes and 8 of 6H6, plus three 6SL7 and one 6SJ7), and RCA. 100 kc/s Crystal.

Brand New, with W.W. Circuit for conversion **£6.10.0** Carriage 10/-

### TRANSMITTER/RECEIVER APN-1

A complete 14-valve radar set covering 420-460 Mc/s Ideal for conversion to radio control of models or 70 cm. work.

#### TRANSMITTER COMPRISES:

A push-pull feed-back oscillator tunable either side of 445 Mc/s., frequency modulated at 100 c/s by a particularly robust moving coil transducer. Two 955 high frequency acorn valves.

**RECEIVER** is tunable to transmitter frequency. Two 9004 acorn valves.

#### AUDIO AMPLIFIER


Self-contained RC coupled 12SH7, 12SH7 and 12SJ7. Amplifies the received signal which is passed to detector circuit giving a D.C. voltage proportional to the difference between the transmitted and received (reflected) signal to operate internal relays which pass appropriate correction signals to autopilot and supply external indicator (5 mA meter).

#### MAIN CHASSIS

The main chassis carries the 3 sub-units and has a further three 12SH7, one 12SJ7, two 12H6 and one VR150 regulator.

**BRAND NEW**, a very useful buy indeed at only **£2** plus 7/6 carriage, less Dynamotor.

### TWIN TUBE CRT INDICATOR



Attractive, lightweight, black crackle box 11 x 7 x 13½in. deep with 4 x 2½in. and 3½ x 3in. square windows on front panel for twin 5FP7 tubes. Neat arrangement of appropriate (independent) controls and variable scale illumination. Totally enclosed detachable magnetic focusing coils. All connections to rear sockets. Ideal TV monitoring unit as used by many amateurs. Used, but in very good condition, tubes guaranteed O.K.

**25/-** Carriage 5/-

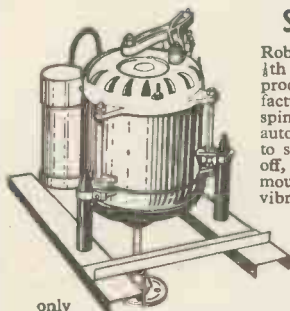
## PROOPS

BROTHERS LTD., 52 Tottenham Court Road, London, W.1.

Head Office and mail order enquiries LANGHAM 0141

Shop hours 9 a.m. to 6 p.m., Thurs. 9 a.m. to 1 p.m. Open ALL DAY SATURDAY

# PROOPS MECHANICAL OFFERS



## SPIN DRIER MOTORS

Robustly engineered, capacity start, 1/4 h.p. high-speed motors currently produced by a famous British manufacturer to power an equally famous spin drier. Motor is equipped with automatic brake (easily removable) to stop rotation rapidly on switching off, and freely suspended on rubber mountings from steel platform for vibration proof, vertical operation in spin drier — mountings easily removed to allow use of motor in conventional applications. Extra long drive spindle fitted with 3 inch driving flange — removed with Allen key. Motor size: 12 1/2 inches overall x 6 inches dia. For 240 volts A.C. mains. Brand new. Fantastic bargain offer,

only  
**50/-**  
Carriage 7/6

inches dia. Driving spindle 5 1/2 inches long x 1/2 inches


## STANDARD MAINS OVERLOAD SWITCH

Currently manufactured, standard equipment consisting of bi-metallic type circuit breaker that can be readily linked to heaters, motors or other appliances to automatically switch off on current overload. Instantly reset by depressing button. Supplied preset to 13 A but adjustable to other values. Flange mounting with two-hole fixing. Size only 1 1/2 x 1 inch. Brand new.



**2 for 5/-**  
Carriage 1/-.

## IMMERSION HEATERS



Brand new, standard washtub/boiler type 3KW immersion heaters for 240 volts A.C. mains, complete with flying leads, sealing washers and retaining nut. Readily fitted to existing installations or adapted to a wide variety of domestic and industrial appliances and tanks. Can be used in conjunction with MAINS OVERLOAD SWITCH, and THERMOSTAT described above. Size: 9 1/2 x 7 1/2 inches overall: fixing hole 1 1/2 inches Dia.

**12/6**

Carriage 3/-.

OVERLOAD SWITCH, and THERMOSTAT

## MOTOR & FLEXIBLE DRIVE

Heavily constructed, ex-R.A.F. high-speed, camera remote drive motor suitable for attachment to cleaning or polishing heads, remote controls, etc. Supplied complete with 4 foot flexible drive, mounting plate, and connecting leads. Motor size overall: 6 1/2 x 4 inches diameter. Voltage: 24 volts D.C. (works off 12 volts at reduced speed). Fully guaranteed.

**27/6** Post paid.



## PORTABLE STORAGE TANKS 50/- Post paid.

Brand new, high-duty, flexible, aircraft fuel tanks. Made of extremely tough, specially proofed, plastic material impervious to oil, kerosene, water, etc. Capacity approximately 40 galls. — can be folded into convenient carrying size when empty. Size: 34in. x 28in. x 7in. tapering to 4 1/2in. Supplied fitted with submerged pump (described below right).



**£5**

Post paid.

## LOW-PRESSURE WARNING SWITCH

Decreasing pressure on diaphragm closes switch contacts when pressure falls to a predetermined value — to operate warning lights, alarm bells, or to automatically shut-off defective engine. Contact adjuster permits any setting between approximately 1 and 15 lb/sq. in. Excellent protection device for marine or generating engine.

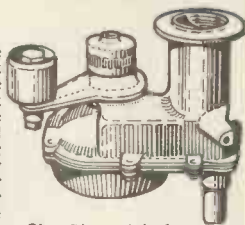
**10/-** Post paid.

## WATER PUMPS

Simple and reliable centrifugal vane type water pumps housed in robust diecast metal casings, and complete with inlet filter/trap and outlet connection. Equipped with belt drive pulley and adjustable idler pulley and fittings for connection to cable fitting to provide simple clutch. Specifically designed for washtub/spin drier emptying but also highly effective for draining shallow tanks, low-pressure circulation, suds pump for lathes, etc. Inlet bore: 1 1/2 inches, outlet: 1/2 inch.

**12/6**

Carriage 3/-.



Size 5 1/2 x 6 inches deep.

Cable control for clutch 4/6 extra.

Direct drive adapter 7/6 extra.

## IMMERSION THERMOSTATS

Top-quality, current production washtub/boiler immersion thermostats for 250 volts A.C. mains, manufactured to BS. 1555. Simple reliable construction has 3 1/2 x 1/2 inch. brass tube element, which directly actuates microswitch. Adjustable over range 90° to 190° F. Brand new.



**15/-**

Carriage 2/6.

## NEON PILOT LIGHTS

Push-in, panel-mounting type for 200/250 volts mains. Fitted with attractive, flush-mounting chrome escutcheon and 1/4-inch diameter red glass dome. Brand new.

**2 for 6/-**

Post paid.

## MAGNIFICENT THERMOMETER BARGAIN

Exceptionally fine quality fahrenheit scale thermometer in non-corrodible, weighted, heavily constructed tubular case with hanging attachment, and boldly marked stainless steel scale graduated 20 to 210°F. in 2° steps. Accurate and robust will withstand climatic rigours outdoors and in greenhouses indefinitely. Can also be used immersed in water or fuel tanks, etc. Size 11 x 1 inches. Brand new in metal case.



**8/6**

Carriage 2/-.

## ELECTRIC ACTUATORS

Special offer of aircraft quality, precision engineered rotary actuators by leading British manufacturers. In new or first-class used condition. For 24 volt operation.




TYPE 2

Split field, series wound, reversible motor fitted with electromagnetic brake. Max. load 50/60 lb/in. Output 0.02 h.p. at 13,000 r.p.m. Reduction gear ratio 2857 to 1. Length 7 inches. Weight 2 1/2 lb. Fitted with adjustable limit switches. **75/-** Post paid.

TYPE 3

Similar in appearance to above. Designed for operation of 3-position type valves in which actuator gives wide variety of angular settings determined by position of limit switches. Max. load 50 lb/in. Output 0.017 h.p. at 17,000 r.p.m. Full range travel—140° in 2 seconds. Weight 3.25 lb. **75/-** Post paid.



**50/-**

Post paid.

## SUBMERGED PUMP

Precision made, diecast-framed, centrifugal vane type pump. Operated from self-contained, sealed motor rated 24 volts D.C. (works off 12v.). Overall length 12 inches; flange diameter 8 inches. In excellent used condition and fully guaranteed.

# PROOPS

**BROTHERS LTD., 52 Tottenham Court Road, London, W.1**  
Head Office and mail order enquiries, Dept. M. LANgham 0141  
Shop hours 9 a.m. to 6 p.m. Thurs. 9 a.m. to 1 p.m. OPEN ALL DAY SATURDAY



C.R.T. BOOSTER TRANSFORMERS

TYPE A. OPTIONAL 25% and 50% BOOST. 2 V. OR 4 V. OR 6.3 V. OR 10.8 V. OR 13.3 V. MAINS INPUT. 12/6

RESISTORS. All preferred values. 20% 10 ohms to 10 meg. 1 w. 4d; 1 w. 4d; 1 w. 6d; 1 w. 8d; 2 w. 1/2-

WIRE-WOUND POTS. 3 w. Pre-set Min. T.V. type Knurled Slotted knob. Standard size. Pots. Long Spindle High Grade. All values 50 ohms to 60 K.

O/P TRANSFORMERS. Miniature 3V4, etc., 4/6. Heavy duty 60 mA. 4/6. Multi-ratio push-pull 7/6. Ditto Push-Pull 10 watts 15/6. Push-pull 20 w. 6 k. C.T. 30/-

MAINS TRANSFORMERS 200/250 v. A.C. STANDARD 250-0-250, 80 mA. 6.3 v. 3.5 a. tapped 4 v. 4 a. Rectifier 6.3 v. 1 a., tapped 5 v. or 4 v. 2 a. Ditto 350-0-350

ALADDIN FORMERS and cores, 1/2 in. 8d.; 1/2 in. 10d. 0.3in. FORMERS 9937 or 8 and Cans TV1 or TV2. 2Hn. sq. x 2 1/2 in. or 1 1/2 in. sq. x 1 1/2 in. 2/- with cores.

CRYSTAL MIKE INSERT by Acos 6/6 Precision engineered. Size only 1/2 x 1/2 x 1/2 in. High Q and good bandwidth. Data sheet supplied.

MIKE TRANSF. 60:1, 3/9 ea., 100:1 Potted 10/6 LOUSPEAKERS PM. 3 OHM. 2 1/2 in., 3 in., 19/6. 6 in. 10/6

I.F. TRANSFORMERS 7/6 pair 465 kc/s, slug tuning miniature can 1 1/2 x 1/2 x 1/2 in. High Q and good bandwidth. Data sheet supplied.

CRYSTAL DIODE G.E.C. 2/- GEX34, 4/-, 40 Circuits 3/- H.R. HEADPHONES, 4,000 ohms, brand new, 15/- pair.

TELEVISION REPLACEMENT Line Output Transformers from 45/- each, NEW stock only and other timebase components

WAVECHANGE SWITCHES 2 p. 2-way, or 3 p. 2-way, short spindle. 2/6 6 p. 4-way, 2 waffer, or 3 p. 11-v. 3 waffer, long spindle 6/6

THE HI-GAIN BAND 3 PRE-AMP Cascade circuit using Valve ECC84. 17db gain. Kit 2/6 less power; or 4/6 with power pack. Plans only 6d.

"REGENT" 4 VALVE


"96" RANGE VALVES KIT PRICE £6. 6. 6. Carr. 4/-



PRINTED CIRCUIT BATTERY PORTABLE KIT

Medium and long wave. Powerful 7 x 4in. high Flux Speaker. T.C.C. Printed Circuit and condensers. Components of finest quality clearly identified with assembly instructions.

MONARCH RECORD PLAYER



BUILD IT YOURSELF using 4-SPEED BSR MONARCH AUTOCHANGER U.A.8. READY BUILT 3W. AMPLIFIER HANDSOME PORTABLE CASE. HIGH FLUX 7 x 4 in. LOUSPEAKER.

Total Price Carr. and Ins. 5/-. £12. 10. 0

RECORD PLAYER BARGAINS



1 Speed Autochangers, BSR, U.A.8. £6 15 0 Collaro Autochanger £7 19 6 Garrard RC121 Mk. II £8 15 0

AUTOCHANGER ACCESSORIES suitable player cabinets (nutcut boards) 40/- amplifier player cabinets with cut boards 63/-

NEW MULLARD TRANSISTORS Audio OC71 6/-; OC72 8/-; RP OC45 9/8; OC45 10/6.

465 Kc/s. SIGNAL GENERATOR. Total cost 15/- Uses B.P.O. Unit ZA 30058 ready made.

VOLUME CONTROLS 80 ohm Coaxial Cable Midget size: Semi air spaced, 1in. dia. Ideal Band III. Lowest cut 50%.

COAXIAL PLUGS - 1/- LEAD SOCKETS - 2/- PANEL SOCKETS - 1/- OUFLET BOXES 4/6

ALUMINIUM CHASSIS. 18 s.w.g. Plain, anodized, with 4 sides, riveted corners and lattice fixing holes with 2 1/2 in. sides 7 x 4 in. 4/6; 9 x 7 in. 5/6; 11 x 7 in. 6/6; 13 x 9 in. 8/6; 14 x 11 in. 10/6; 15 x 14 in. 12/6

BLACK CRACKLE PAINT. Air drying, 4/- tin. P.V.C. CONN. WIRE, coloured, single or stranded 2d. 1/2.

AMERICAN MAGNETIC RECORDING TAPE FERRODYNAMICS "BRAND FIVE"

5in. 600 feet ..... 16/- MYLAR DUPONT 5in. 900 feet ..... 18/6 Super High Fidelity

RECTIFIERS, RM1. 5/-; RM2. 6/-; RM3. 8/-; RM4. 16/-; RM5. 20/-; FC31. 27/6; 14A86. 17/6; 14A100. 21/-

JASON F.M. TUNER COIL SET, 29/- H.F. coil aerial coil. Oscillator coil two I.F. transformers. 10.7 Mc/s. Detector transformer and heater chokes.

CONDENSERS. New Stock. 100 Mfd. 7kV. T.C.C. 5/6; 20 K.V., 9/6. 1 mfd. 7kV. 9/6. 100 pf. to 500 pf. Micas. 6/2

CLOSE TOLERANCE (1+pt) 2 pt. to 47 pf., 1/6. DITTO 120 pf. to 815 pf., 1/6; 1,000 pf. to 2,000 pf., 2/-

NEW ELECTROLYTICS. FAMO MAKES TUBULAR TUBULAR CAN TYPES

1/350 v. ... 2/- 50/350 v. ... 5/6 16/450 v. ... 5/- 2/350 v. ... 2/3 100/25 v. ... 2/- 32/350 v. ... 4/-

NEW and boxed VALVES 90 day guarantee 1B5 ... 7/6 61A0 10/6 EAS0 ... 1/6 EY01 ... 9/8

6P6 7/6 12B6 8/6 EF80 ... 5/6 PF80 ... 9/6 6Y4 ... 9/6 6X4 7/6 ECR80 ... 9/6 PCF80 ... 9/6

NEW MULLARD TRANSISTORS Audio OC71 6/-; OC72 8/-; RP OC45 9/8; OC45 10/6.

ADAPTOR COMPONENT SPECIALISTS

POSTAL Service 1/-, OVER £2 FREE. C.O.D. 1/6. (EXPORT C.W.O. POST EXTRA.) Wed. 1 p.m. THO 1665 Buses 133 or 68

37 WHITEHORSE RD. WEST CROYDON

# G.W. SMITH & CO (RADIO) LIMITED

3-34 LISLE STREET, LONDON, W.C.2

Phone: GERRARD 8204/9155  
Cables: SMITHEX LESQUARE

### BC. 221 HETERODYNE FREQUENCY METERS

125 kc/s to 20Mc/s  
As new condition. Supplied complete with valves, crystal and calibration charts.

Only **£16** each  
P/P 7/6.

Also available less calibration charts only **£9/10/-** each.



**7.5 K.V.A. AUTO TRANSFORMERS.**  
115/230 volts. Brand new boxed, ex-U.S.A. **£15** each. Carriage 10/-.

**MARCONI TF-885 VIDIO OSCILLATORS**  
2 Ranges 0-30 kc/s, 30 kc/s-5 Mc/s., reconditioned to makers' specification. **£125.**

**MARCONI TF-866A Q METER**  
Reconditioned to makers' specification. **£75.**

**15 PIN AMPHENAL CHASSIS UNITERS**  
3/6 pair. P.P. 6d.

**FIELD TELEPHONES TYPE L.**  
Generator bell ringing, 2 line connection. Supplied fully tested complete with batteries, **59/6** each. P/P 3/6.

**1,000 WATT MAINS ISOLATION TRANSFORMERS**  
230 volt primary, 230 volt secondary. Ex-Admiralty heavy duty type. New, boxed, **£5** each. Carriage 10/-.

**24 AMP VARIAC TRANSFORMERS**  
Primary 230 volts. Secondary adjustable from 185 to 250 volts at 24 amps. Can also be used in reverse. **£12/10/-** each. Carriage 10/-.

**1 MEGOHM 1% WIREWOUND RESISTORS**  
10/- doz. P/P 1/-.

**PHOTO VOLTAGE AMPLIFIERS**  
These special units contain a 1 microamp Tinsley mirror galvanometer, twin selenium photo cell, 12 v. lamp, lamp housing and focusing unit. Brand new boxed, **£9/19/6** each. Carriage 7/6.

**MUIRHEAD CELL TESTERS**  
Housed in teak case containing a 6in. scale 3 amp. D.C. meter and large variable rheostat for controlling current. Brand new, **32/6** each. P/P 3/6.

**SOUND POWERED TELEPHONE HANDSETS**  
Make simple intercom system. No batteries required. Just connect with twin flex. Brand new **15/-** per handset. P/P 1/6.

### FIELD TELEPHONES TYPE F.

Ideal for all intercom. systems, house, office, building sites, etc. Generator bell ringing, 2 line connection. Supplied complete with batteries and wooden carrying case, fully tested, **£4/19/6** pair. P/P 5/-.



### R.C.A. AR88D RECEIVERS

This world famous 4 valve receiver offered reconditioned, perfect working order and in superlative condition throughout. Frequency coverage on 6 bands 500 kc/s to 32 mc/s. Circuit incorporates variable selectivity with crystal filter, tone control, aerial trimmer, b.f.o., a.v.c., R.F. and A.F. gain controls, mechanical bandspread, etc. Output is for phones or speaker. Operation 115 or 230 volts A.C. **£35** each. Carriage 30/-.

### BRAND NEW MEDRESKO HEARING AIDS

Supplied complete with earpiece, leads, battery pouch. Brand new boxed, only **32/6** each. P/P 1/-. Batteries 5/- extra.

### COLLARO STUDIO TAP TRANSCRIPTORS

Latest 1961 model. 3 speeds, 1 1/2, 3 1/2 and 7 1/2 in./sec. Fitted with 3 separate motors, digital counter, press button switching, provision for fitting extra stereo head. Fitted with new Bradmatic heads. Supplied brand new with instructions, complete with spare 7in. spool. **£12** each. P/P 3/6. Plus Free 1,200 Ft. Tape.

**AVO SIGNAL GENERATORS**  
Frequency coverage 95 kc/s to 40 mc/s. Ideal for all general radio work. Variable attenuator, 400 cycle int. mod. or provision for ext. mod. Supplied fully tested and checked **£7/19/6** each. P/P 3/6. Operation is from 2 v. and 60 v. batteries, but original Avo mains units can be supplied at **19/6** extra.

### MINE DETECTOR NO. 4A

Will detect ferrous and non-ferrous metals. Complete and as new in transit cases. Supplied fully tested with instructions. **39/6** each. Carriage 10/- Batteries 8/- extra.

**MARCONI TF-373 UNIVERSAL IMPEDANCE BRIDGES**  
Reconditioned to maker's specification. 0-100 H., 0-100 mfd., 0-1 megohm, 0-100 Q. each on 5 ranges at 1,000 c/s. **£35** each.

**VALVE VOLTMETERS No. 2**  
Laboratory instruments. Five ranges A.C. and D.C. 1.5 v., 5 v., 15 v., 50 v. and 150 v. Operation 200/250 volts A.C. Supplied as new, fully tested and complete with internally mounted H.F. probe. **£17/10/-** each. Carriage 10/-.

### R1155 RECEIVERS MODEL L/N

This model incorporates the 100-200 metre top band. Full coverage on 5 bands is 200 kc/s to 18 mc/s. Supplied fully tested and in perfect condition **£12/19/6** each. Carriage 7/6. A combined 200/250 volt A.C. power unit and audio output stage to match 3 ohms supplied extra at **85/-**.

**AMERICAN ARB RECEIVERS**  
Frequency coverage on 4 bands 195 kc/s to 9.05 mc/s. Precision vernier drive. Valve line-up: 12SA7, 4-12SF7, 12A6 and 991. Operation 24 volts D.C. Supplied fully tested and checked, **£6/19/6** each. Carriage 7/6.

### MULTI-RANGE TESTMETERS MODEL UI

1,000 ohms per volt A.C./D.C. Ranges: Volts A.C. 10, 50, 250, 500, 1,000 v. Volts D.C. 10, 50, 250, 500, 1,000 v. Current D.C. 1 mA., 100 mA., 500 mA. Resistance, 2,000 ohms, 200,000 ohms. Supplied brand new and guaranteed complete with instructions and leads **59/6** each. P/P 2/6.

**SPARES KITS FOR CR.100 RECEIVERS.**  
Contains 15 valves. 2-DH63, 2-KT63, 2-X66, 2-U50, 7-KTW61. Condenser and resistor packs, pots, toggle switch, output transformer, etc. All brand new, **59/6** each. P/P 3/6.

### NATIONAL H.R.O. RECEIVERS



Senior model, table mounting. Supplied with complete set of 9 coils covering 50 kc/s to 30 mc/s. Circuit incorporates a meter, variable selectivity, crystal filter, 2 R.F. and 2 I.F. stages. B.F.O. A.V.C., R.F. and A.F. gain controls, etc. Output is for phone or speaker. Power requirements 250 v., 80 mA. and 6.3 v. 3 amps. Supplied fully tested and aligned and in superb condition throughout. Price 21 gns. Carriage 10/- Power units are available **59/6** extra.

### AR88D SPARES

Complete wavechange switch assembly with screens. New, boxed, **17/6** ea. P/P 2/6. 1st I.F. transformers. New, boxed, **3/6** each. P/P 9d.

### PAINTON MINIATURE JONES PLUGS AND SOCKETS

All new and unused.  
2 pin..... 2/6 pr. 12 pin..... 5/6 pr.  
4 pin..... 3/6 pr. 18 pin..... 7/6 pr.  
6 pin..... 4/- pr. 24 pin..... 8/6 pr.  
8 pin..... 4/6 pr. 33 pin..... 10/6 pr.

### PARMEKO TABLE TOP TRANSFORMERS

Input 230 volts 50 cycles. Output 620/550/375/30/375/550/620 volts 250 mA. 5 volt 3 amp., 5 volt 3 amp. Size 6 1/2 x 6 1/2 x 5 1/2 in. Brand new, boxed. **45/-** each. Carriage 3/6.

### ROTARY CONVERTORS

24 volt D.C. input. Output 230 volts 50 cycles 100 watts, **72/6** each. Carriage 5/-.

### R.C.A. PLATE TRANSFORMERS

Primary 200/250 volt 50 cycles. Secondary 2,000/1,500/1,500/2,000 volts 500 mA. Supplied brand new, boxed, **£6/10/-** each. Carriage 10/-.

### POST OFFICE 8 BANK UNISELECTORS

Std. type, 25 position. Ex-brand new equipment. **62/6** each. P/P 2/-.

### AN/APR4 SEARCH RECEIVERS

Covers 38 to 1,000 mc/s with 3 plug-in R.F. units. TN16 38-95 mc/s. TN 17 74-320 mc/s. TN18 300-1,000 mc/s. Operation 115 v. 50-2,600 cps. Reconditioned to maker's spec. Superb order throughout, **£75** each.

### SANGAMO WESTON STANDARD VOLTMETERS

Range 0-30 volts D.C. 1,000 ohms per volt. Correct to B.S. 89 pr. limits. 6in. mirror scale, **£25** each.

### SUB-STANDARD I.F. ALIGNMENT OSCILLATORS.

3 ranges covering 445 to 485 kc/s. Crystal controlled and fitted with precision variable attenuator. Operation 200/250 volts A.C. Brand new, **£15** each. Carriage 10/-.

### PLESSEY 24-VOLT D.C. PUMPS



Self lubricating, capacity 60 g.p.h. at 30 lb. sq. in. Will operate O.K. on 12 v. 1/2 BSP inlet/outlet union. Only **15/6** each. P/P 2/6.

HOURS OF BUSINESS: 9 a.m.-6 p.m. Thursday 1 p.m. Open all day Saturday.

Please print name and address clearly.

### G.E.C. SELECTEST MULTI-RANGE TESTMETER

D.C. VOLTS 150 mv. 300 mv. 1.5 v. 3 v. 15 v. 30 v. 150 v. 300 v. 750 v. 1,500 v.  
 A.C. VOLTS 7.5 v. 15 v. 75 v. 150 v. 300 v. 600 v. 750 v. 1,500 v.  
 D.C. Current 1.5 ma. 3 ma. 15 ma. 30 ma. 150 ma. 750 ma. 1.5 amp. 7.5 amp. 15 amp. 3 amp. 10 k. ohms 100 k. ohms 1 megohm  
 A.C. Current 75 ma. 150 ma. 750 ma. 1.5 amp. 7.5 amp. 15 amp. 10 k. ohms 100 k. ohms 1 megohm  
 Incorporates overload trip and special safety interlocking switches. Supplied in perfect condition with leads, £9/19/6 each. P/P 4/-.



VOLTAGE		CURRENT	
50mV D.C. only		1mA D.C. only	
100	"	2	"
500	"	10	"
1V	"	50	"
10	"	100	"
50	"	600	"
100	"	1A	"
200	"	5	"
400	"	10	"
500	"	10	"
1,000	"	10	"

10,000 ohms } using internal 1½ volt cell  
 100,000 " }  
 1 Megohm } using internal 9 volt battery  
 10 Megohms } using external source of A.C. or D.C.  
 40 " } voltage.

RESISTANCE		
Impedance	Power	Decibels
500 ohms	200 mW	0-50W
5,000 ohms	2W	-25 to + 6
50,000 ohms	200 mW	-15 to + 16
		-28 to + 8

Fitted with automatic cutout. Supplied reconditioned as new, complete with batteries and leads, £12 each. Postage 3/8.

**SIEMENS 1700 + 1700 OHM HIGH SPEED RELAYS**  
 H.96e. Sealed type. 5/pole c/cover contacts. Brand new, 15/6 each. P.P. 9d.

**FILMS AND EQUIPMENT COAXIAL PLUGS AND SOCKETS, 2/6 pr.**  
**MINIATURE PYE COAXIAL PLUGS AND SOCKETS, 2/6 pr.**

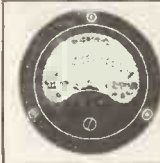
### HI-FI RECORDING TAPES

AMERICAN C.B.S. First grade quality. Extended audio range. Brand new guaranteed, completely splice free.

5in. ....	std. play	600ft.	acetate	13/-
5in. ....	long play	900ft.	P.V.C.	16/6
5in. ....	double play	1,200ft.	Mylar	32/-
5½in. ....	long play	1,200ft.	acetate	19/6
5½in. ....	double play	1,800ft.	Mylar	37/-
7in. ....	std. play	1,200ft.	P.V.C.	21/-
7in. ....	long play	1,800ft.	acetate	28/6
7in. ....	double play	2,400ft.	Mylar	47/-

SYNCHROTAPE. First-grade quality, brand new guaranteed

3in std play, 175ft.	4/3	5½in. std. play, 850ft.	15/6
3in. long play, 225ft.	4/9	5½in. long play, 1,200ft.	18/6
5in. std. play, 600ft.	12/-	7in. std. play, 1,200ft.	19/-
5in. long play, 900ft.	16/-	7in. long play, 1,800ft.	27/-



BRAND NEW Boxed 100 MICROAMP METERS  
 Standard 2½in. flush round, panel mounting. Scale calibrated 0-100 microamps. 42/6 each. P/P 1/3.

**BRAND NEW METER BARGAINS**

20 microamp	D.C.	M/coil	flush round	2½in.	69/6
25 microamp	D.C.	M/coil	proj. round	2½in.	59/6
50 microamp	D.C.	M/coil	proj. round	2½in.	49/6
100 microamp	D.C.	M/coil	flush round	3½in.	62/6
1 milliamp	D.C.	M/coil	flush round	2½in.	25/-
1 milliamp	D.C.	M/coil	flush square	4in.	69/6
5/0/5 milliamp	D.C.	M/coil	flush square	2in.	12/6
30/0/30 milliamp	D.C.	M/coil	flush round	2½in.	9/6
4 amp.	R.F.	Termo	flush square	2in.	7/6
7.5 amp.	D.C.	M/iron	proj. round	3½in.	10/6
100 amps	D.C.	M/coil	proj. round	6in.	65/-
25 volts	D.C.	M/coil	proj. round	2in.	8/6
120 volts	D.C.	M/coil	flush round	3½in.	32/6
300 volts	A.C.	M/coil	flush round	2½in.	25/-
500 volts	A.C.	M/iron	flush round	2½in.	25/-
1500 volts	Electrostatic		proj. round	2½in.	25/-

Please add postage.

### L.T. TRANSFORMERS

Suitable for charging or models. All primaries tapped 200/250 volts.  
 3.5, 9 or 17 v. 1 amp. .... 9/9  
 3.5, 9 or 17 v. 2 amp. .... 14/3  
 3.5, 9 or 17 v. 4 amp. .... 16/6  
 9 or 17 v. 6 amp. .... 26/-  
 3, 4, 5, 6, 8, 10, 12, 15, 18, 20, 24 or 30 volts 2 amps ..... 18/6  
 3, 4, 5, 6, 8, 10, 12, 15, 18, 20, 24 or 30 volts 4 amps ..... 27/6  
 Please add postage.

### SELENIUM L.T. METAL RECTIFIERS

Full wave bridge connected, all new and guaranteed.  
 12/18 v. 1 amp. 4/3 24/36 v. 1 amp. 9/6  
 12/18 v. 2½ amp. 6/9 24/36 v. 2 amp. 13/6  
 12/18 v. 4 amp. 9/9 24/36 v. 6 amp. 22/6  
 12/18 v. 5 amp. 12/6 24/36 v. 10 amp. 45/-  
 12/18 v. 6 amp. 13/6 24/36 v. 15 amp. 47/6  
 12/18 v. 10 amp. 22/6 36/48 v. 6 amp. 32/6  
 Please add postage. 48/60 v. 10 amp. 82/6

### COLLINS TCS RECEIVERS

Frequency coverage on 3 bands 1.5 to 12 mc/s. Valve line-up 12SA7, 12SQ7, 2-12A6, 3-12SK7. Power requirements: 12 v. L.T. and 225 v. H.T. Externally store soiled but internally good condition. £5/10/- each. Carriage 10/-.

### SPEAKER BARGAINS

All new and guaranteed.  
 2½in. 3 ohm Elac ..... 17/6  
 2½in. 15 ohm Purdio ..... 17/6  
 3in. 3 ohm R.A. .... 17/6  
 4½in. 3 ohm Plessey ..... 15/6  
 5in. 3 ohm Goodmans ..... 15/6  
 6½in. 3 ohm Elac ..... 17/6  
 8in. 3 ohm R.A. .... 19/6  
 10in. 3 ohm Elac ..... 27/6  
 12in. 3 ohm Plessey ..... 29/6  
 12in. 15 ohm Plessey ..... 42/6  
 7 x 4in. 3 ohm Plessey ..... 15/6  
 8 x 2½in. 3 ohm Goodmans ..... 17/6  
 8 x 6in. 3 ohm Rola ..... 17/6  
 10 x 2½in. 3 ohm R.A. .... 17/6  
 10 x 6in. 3 ohm Plessey ..... 27/6  
 13 x 8in. 3 ohm E.M.I. .... 47/6  
 Please add postage.

### PARMECO TRANSFORMERS

Primary 115/230 volts. Secondary 350/0/350 volts 150 ma., 6.3 volts 4 amps, 5 volts 3 amps. Brand new, 32/6 each. P/P 2/-.

### POTTED TRANSFORMERS

Primary 230 volts. Secondary 350/310/310/350 volts 220 ma. Total of 6.3 volt 13 amps, 5 volts 3 amps. 49/6 each. P/P 2/6.

### RECORD CHANGERS

B.S.R. UA8 Mono 4 speed ..... £6 12 6  
 B.S.R. UA8 Stereo 4 speed ..... £6 12 6  
 B.S.R. UA12 Stereo 4 speed ..... £7 10 0  
 B.S.R. UA14 Mono 4 speed ..... £7 19 6  
 Collaro Studio Mono 4 speed ..... £6 19 6  
 Collaro Junior 4-speed single players with pickup ..... £3 15 0  
 All new and guaranteed. Post extra.

### MINIATURE TRANSISTOR TRANSFORMERS

Size ½ x ½ x 1½in. Push-pull driver 4.5 : 1 and push-pull output 20:1 (3 ohm). Supplied brand new boxed with data. 9/6 the pair. P/P 6d.

### SPARE PLASTIC SPOOLS. 3in. 1/6, 5in. 2/-, 5½in. 2/3, 7in. 2/6.

PLASTIC SPOOL CONTAINERS. 5in. 1/6, 5½in. 2/-, 7in. 2/3. Scotch metal 10½in. spools 5/-.  
 Please add postage.

### MINIATURE PERSONAL EARPIECES

Available high (crystal) or low (magnetic) impedance. Complete with lead and plug and panel jack. Brand new only 7/6 each. P/P 6d.

### R.C.A. LOUDSPEAKERS

High quality 8in. 3 ohm speaker housed in black crackle case to match AR88 or H.R.O. receivers. Brand new boxed, 45/- each. P/P 3/6.

### PORTABLE PRECISION VOLTMETERS

Brand new moving iron instruments by famous manufacturer. Housed in polished teak case. 8in. mirror scale. 2 ranges, A.C. or D.C. 0 to 160 v. and 0 to 320 v. Accuracy within 2%, £5/19/6 each. P/P 3/6.



# G.W. SMITH & CO (RADIO) LIMITED

Phone: GERRARD 8204/9155  
 Cables: SMITHEX LESQUARE  
 3-34 LISLE STREET, LONDON, W.C.2

# CLYNE RADIO LTD.



18 TOTTENHAM COURT RD., LONDON, W.1

MUSEum 5929/0095  
 ALSO AT: 162 HOLLOWAY ROAD, LONDON, N.7.  
 NORTH 6295/6/7  
 9 CAMBERWELL CHURCH ST., S.E.5.  
 RODney 2875

All post orders and correspondence to 162 HOLLOWAY RD., LONDON, N.7.

Open: Tottenham Court Rd.,  
 9 a.m. to 6 p.m. Mon to Fri.,  
 Sat. 1 p.m. Holloway Road and  
 Camberwell, 9 a.m. to 6 p.m. daily.  
 Thurs. 1 p.m., Sat. 5.30 p.m.

If not stated, please add postage  
 on orders under £1. Cash with  
 order or C.O.D. (charges extra).


Our advantageous H.P. and Credit  
 Sale Terms are available on any single  
 item over £5. Your enquiries invited.  
 Please print your name and address!

## NEW BRANCH NOW OPEN

AT  
 9 CAMBERWELL CHURCH ST., S.E.5.  
 Telephone: RODney 2875  
 Situated 25 yards only from Camberwell Green.  
**OPEN ALL DAY SATURDAY**

### "PAGEBOY" 2-TRANSISTOR POCKET PORTABLE

Completely portable—NO EXTERNAL AERIAL  
 OR EARTH REQUIRED. This is an amazing  
 little receiver with built-in aerial and small  
 enough to be held in the  
 palm of the hand. Medium  
 wave reception at wonderful  
 volume. No fiddly tuning!  
 —Condenser tuned! Sup-  
 plied with drilled chassis  
 and colour coded  
 components. Easily  
 assembled with the  
 aid of the easy-to-  
 follow assembly in-  
 structions provided.  
 Total cost of all  
 necessary components, including transistors,  
 wiring wire and even solder **ONLY 32/6** plus  
 1/6 P. & P. Battery 3/- extra. Ardent type  
 deaf-aid earpiece complete with cord and plugs  
 extra at 12/6. Parts price list and Easy Lay-out  
 Plans 2/- post free. Callers welcome to hear  
 this set demonstrated at any of our branches.  
 Our reputation is your guarantee.



## THE "CITIZEN"

Introducing our new Sensitive 5-Stage (4 transistor plus diode)  
 pocket transistor receiver—for full Medium Wave reception  
 —with the following outstanding features:

- ★ Completely self-contained—No external aerial or earth required.
- ★ Genuine 2in. High Flux P.M. Speaker.
- ★ Push-Pull output.
- ★ Genuine Ediswan transistors.
- ★ Socket provided for personal listening.
- ★ Socket provided for connection to Car Aerial.
- ★ Volume Control with on/off switch—Condenser tuning.
- ★ Easy assembly on colour coded prototyped circuit board.
- ★ Attractive Red polystyrene cabinet measures 5½ x 3 x 1½in., chrome handle, attractive dial.

Suitable crystal deaf-aid type miniature ear-piece fitted with  
 miniature jack plug at **ONLY 7/8** extra, if required.  
 All parts available separately—Itemised list and full assembly  
 instructions sent for 1/8 post free.

Hear this amazing little receiver at any of  
 our branches



All required  
 components including full instructions,  
 solder, etc. and battery at special inclusive  
 price of **ONLY 95/-**  
 Plus 2/6 p. & p.  
**Yes NINETY FIVE SHILLINGS  
 ONLY! Nothing more to spend.**

## THE "WAVEMASTER" 7-TRANSISTOR LUXURY PORTABLE 400 MILLIWATTS OUTPUT

To build yourself, Medium and Long waves—Push-Pull Super-  
 het A.V.C. Perfect Car Radio reception. Size 10in. x 6½in. x  
 4½in. at base tapering to 4in. at top.  
 Very attractive two-tone grey Vynide covered cabinet with  
 black and gold printed escutcheon plate, cream and gold  
 knobs, handle and cabinet fittings. ★ Weight—complete  
 with long-life 7½ volt battery—4½lb. ★ Mazda high-grade  
 transistors throughout. ★ High-Flux 7in. x 4in. Elliptical  
 Speaker. ★ Slow motion tuning. ★ Co-axial socket at rear  
 for direct connection to Car Radio Aerial. ★ Improved  
 reception by use of seven-section plated telescopic aerial  
 disappearing into Cabinet when closed, 3½in. above Cabinet  
 when fully extended.

Construction simplified by Bakelite chassis board with the following components already mounted:  
 I.F. Transformers (3). Oscillator Coil, Trimmer, Bank, Output Transformer, Interstage Trans-  
 former, Aerial Brackets and Earth Bar. **SPECIAL INCLUSIVE PRICE** for all required components,  
 full assembly instructions—nothing more to buy—is **£10/19/6** plus 3/6 P. & P. Alignment service  
 available. Full assembly instructions and individually priced parts list, all of which are available  
 separately, 2/6, post free.



## OUTSTANDING METER IMPORT! 20,000 OHMS PER VOLT!!

MODEL 200H. Volt-ohm-Milliammeter

RANGES:  
 A.C. VOLTAGE: 10, 50, 100, 500, and 1,000 volts (10,000 ohms per volt).  
 D.C. VOLTAGE: 5-25, 50, 250, 500, and 2.5k. (20,000 ohms per volt).  
 D.C. CURRENT: 0-50 micro-amps., 0-2.5 ma., 0-250 ma.  
 RESISTANCE: 0-6k 0-6 meg. (300 ohm. and 30 k. at centre scale).  
 CAPACITANCE: 10 pf. to .001 mfd., .001 mfd. to .1 mfd.

Actual size 4½x3½x1in.  
 DECIBELS: -20 to +22 db.  
 A fully guaranteed pocket size meter, knife edge pointer, top quality, supplied complete with test prods and full operating instructions at **£6.19.6** ONLY  
 Plus 2/6 P. & P.  
 Optional extra, attractive carrying case 13/6 only. (Bona-fide trade enquiries invited.) Leaflet available.

### ● JUST ARRIVED! NEW!

**CRYSTAL MICROPHONE.** Sensitive Miniature Lapel-type. Complete with clip and screened lead. Brand new, 17/6, plus 6d. P. & P.

**SMALL SOLDERING IRON.** Complete with vinyl carrying case, mains lead and 2-pin plug, A.C. 230 v. Handle unscrews and becomes protective cover for the bit. Only 18/9, plus 1/- P. & P. Spares available. Bit 1/3, Element 4/6.

**LIGHTWEIGHT HIGH RESISTANCE HEADPHONES.** 4,000 ohms, adjustable headband, brand new. Limited quantity at 13/6 per pair, plus 1/- P. & P.



## SUPER I-VALVE SHORT-WAVE RADIO

(42) World-wide coverage at most reasonable cost. Covers 40-100 metres with the coil supplied. Can be extended to cover 10-100 metres. Provision is also made for the addition of two extra valve stages. Employs the famous Acorn-type 934 valve. All necessary components can be supplied complete with full assembly instructions at **ONLY 35/-** plus 2/- p. & p. Send 2/- for point-to-point wiring diagram and price list.

## PRINTED CIRCUIT CAR RADIO

(for Home Construction.) We are proud to be able to offer this New type Car Radio employing up-to-the-minute circuitry, special 12 volt valves and transistorised output stage. The highest degree of sensitivity is assured by the incorporation of Permeability Tuning and a tuned R.F. Stage. Covers Medium and Long Wavebands. **NO VIBRATOR PACK IS REQUIRED.** This is a really compact receiver that will fit any car. Comprehensive assembly instructions are provided with all necessary components, including valves and transistor at a Special New Low Inclusive Price of **Only £11/19/6** plus 3/6 p. & p. Instruction booklet with itemised price list, full description, dimensions, etc. available separately at 3/6 post free.



## THE R.C. 3/4 WATT AMPLIFIER

(14) Compare the advantages. Treble bass AND middle controls. For crystal or magnetic pick-up. A.C. Mains 200/250v. Valve line-up: 6V6GT, 6SG7 metal. 6X5GT. Negative feed-back. Built on stove enamelled steel chassis, measuring only 8in. x 4in. x 1½in. Four engraved cream knobs are included in the price of the complete kit with all necessary practical and theoretical diagrams at **£4/5/-** only, plus 2/6 p. & p. or Instruction Book fully illustrated for 1/- post free. This amplifier can be supplied assembled, tested and ready for use at **£5/5/-**, plus p. & p.



## THE NEW LOOK RAMBLER PORTABLE

This wonderful little Medium and Long wave battery super-het incorporates 1B6, 1T4, 1B5, 3V4 miniature valves, Bin. speaker and frame aerial. Housed in smart two-tone Red/Grey cabinet. All required components at the **NEW LOW PRICE of £8/5/-**, plus 2/6 p. & p. or with the 1B5, low consumption "96 range" valves at the **NEW LOW PRICE of £8/15/-**, plus p. & p. Uses all-dry batteries AD35 (1/6). B126 (8/-). Full descriptive Instruction Book, Itemised price list, diagrams, etc., available separately at 1/8 post free.  
**(2) MAINS UNIT FOR ABOVE**  
 Fits into battery compartment. A.C. 200/230 v. All required components at **ONLY 47/6**, plus 1/6 p. & p. or assembled and tested at **£3/5/-**, plus p. & p. (Also suitable for many other portables.)



**VISIT OUR FULLY EQUIPPED HI-FI SHOWROOM AT TOTTENHAM COURT ROAD FOR DEMONSTRATIONS OF THE LATEST HI-FIDELITY EQUIPMENT BY ALL LEADING MANUFACTURERS**

We stock equipment of Quality by all leading makers: i.e., Leak, Quad, Armstrong, Dulci, Ferrograph, Reflectograph, Vortexion, Tannoy, Linear, Wharfedale, Grundig, Goodmans, W.B., Rogers, Garrard, Lenco, B.T.H., Pamphonic, Simon, Brenell, Collaro, Telefunken, Fi-Cord, etc., etc. A full range of high quality cabinets to suit all purposes is on show, i.e., "RECORD HOUSING," "W.B." "A.D." etc. Enquire about our interesting part-exchange scheme for personal callers. H.P. Available

**PLASTIC TAPE SPOOLS.** Best quality. 3in. 1/6, 5in. 2/-, 5 1/2in. 2/3, 7in. 2/6. **PLASTIC SPOOL CONTAINERS** for spool sizes 5in. 1/6, 5 1/2in. 2/-, 7in. 2/3. Any single item plus 6d. P. & P. Orders over £1, post free.

**LANGUAGE COURSES ON TAPE!** Complete Elementary Course in French, Italian, German or Spanish. Phrase book supplied. 5in. long play tape, 55 minutes at 3 1/2 i.p.s. Price **ONLY 29/6** per course, Post Free! Trade Supplied.

**NEW! "POPULAR FOUR"**

**IMPROVED APPEARANCE AND PERFORMANCE!**

A new three valve plus miniature contact-cooled rectifier, mains T.R.F. Receiver is now available. New De Luxe Cabinet, polished walnut finish, cream trim, attractive horizontal dial (as illustrated). Quality 5in. P.M. speaker. Specially wound high gain super-sensitive Denco coils. Medium and Long Wavebands. Excellent Continental reception! Overall dimensions: 12in. x 6in. x 5in. A.C. 200/250 v. Simple construction with guaranteed results. Easy to follow practical and theoretical diagrams supplied. All necessary components, down to the last nut and bolt, are offered at a **SPECIAL INCLUSIVE PRICE OF £5/5/0**, plus 3/6 p. & p. Instruction book available separately 1/6, post free. **ALL PARTS AVAILABLE SEPARATELY.**



(47)

**RECORD PLAYERS**

Full range at usual competitive prices. Interesting H.P. facilities **E.M.I. MODEL 985 4-SPEED SINGLE RECORD UNIT.** Very latest type. Heavy 8 1/2in. dia. turntable, low flutter performance. 200/250 v. with tap at 80 v. for operating amplifier valve filament if required. Complete with matching pick-up with mount and rest. Brand new and fully guaranteed. **ONLY 89/6**, plus 3/6 P. & P. Pick-up available separately, complete with mount and rest 25/-, plus 1/6 P. & P.

**JUST ARRIVED! 4-SPEED BATTERY OPERATED VERSION OF ABOVE**

6 volt operation complete with pick-up £5/19/6 plus P. & P. **TRANSISTOR AMPLIFIER** now available for use with the above battery player. Compact size, 500 milliwatts output, printed circuit construction, tone and volume controls. Supplied complete with 8in. x 2in. 20 ohms matching quality speaker. Price only 89/6 plus 2/6 P. & P.

**LATEST GARRARD MODEL 210.** Four-speed manual or automatic. 10in. and 12in. records of same speed can be mixed in any order, wired for stereo, attractive white colour scheme. Price 10j gns., plus 3/6 P. & P.

**LATEST COLLARO 4 SPEED AUTOCHANGER MODEL 60** Complete at £7.18.6, plus 3/6 P. & P.

**LATEST B.S.R. UA14.** 4-speed Attractive appearance. Wired for stereo. Fully guaranteed. £7/19/6, plus 3/6 P. & P.

**B.S.R. UA14.** Stereo/Monaural. Fully guaranteed. £8/19/6, plus 3/6 P. & P.

**B.S.R. UA8.** Brand new and guaranteed. Few only. Monaural, £6/19/6. Stereo/Monaural, £7/19/6. Both plus 3/6 P. & P.

**RADIO JACK (25)**

Covers local medium wave stations variably tuned. Compact self-contained unit requiring only connection to aerial (no power supplies reqd.) for 1st class reception when used in conjunction with your tape recorder or high gain amplifier. All necessary parts available at a special inclusive price of only 19/6. P. & P. 1/6.

**FRUSTRATED EXPORT.** Not repeatable L. M. and S.W. **SUPERHET RECEIVER.** Manufactured by McCarthy for export. At present for operation on 6 volts. but conversion details supplied free.



Valve line-up: 6K8G, 6K7G, 6Q7C, 6F6G, 6X5G and 6 volt 4-pin non-synchronous vibrator. 8in. P.M. Speaker, 4 watts output. P.U. socket. Ext. L.S. socket etc. Tone control. Fitted in polished wood cabinet, size 21 1/2in. x 10 1/2in. x 10 1/2in. These cabinets are slightly soiled owing to storage, but each is guaranteed unused, in serviceable condition, tested prior to despatch. Price £5/19/6 only plus P. & P. 7/6, plus 27/6 for A.C. Mains Conversion Components if required. **OUTSTANDING BUY!**

12in. **BAKERS SELHURST LOUDSPEAKER.** 15 ohms, 15 watt 30-14,000 cps. Brand new, £4/10/- P. & P. 3/6.



**SUPER MAGNETIC RECORDING TAPE SPECIAL!!!**

Famous American Ferrodynamic "BRAND FIVE" An enthusiast's "must." Brand new (NOT SUB-STANDARD) High grade Acetate Base. 5in. 600ft. 16/-, 5in. 900ft. 18/6, 5 1/2in. 1,200ft. 23/6, 7in. 1,200ft. 25/-, 7in. 1,800ft. 35/-. Extra quality Mylar Dupont, 3in. 300ft. 13/-, 5in. 1,200ft. 37/6, 7in. 1,800ft. 44/-, 7in. 2,400ft. 60/-. Each on plastic spool. All Post free. Trade enquiries invited.

**DECCA PORTABLE AMPLIFIER.** As supplied in famous DECCAMATIC III. Complete with small cream knobs. Full range tone and volume controls. Employs ECL82 valve. Size 3 x 3 1/4 x 8 1/2in. Only 59/6 plus 2/6 P. & P. **SPECIAL CELESTION** 8 x 6in. elliptical high flux loudspeaker 30/- plus 1/- P. & P. to fit. **VERY ATTRACTIVE PORTABLE CABINET** in two-tone rexine covering for accommodating the above items and ancillary equipment 75/- plus 5/- P. & P. **Note.** If the above three items are purchased together they will be supplied at the special inclusive price of £72/6 plus 6/6 P. & P.

**THE P.W. "ROADFARER"**

Now available the "OSMOR" version at special inclusive price of **£16.19.6** Plus 2/6 p. & p. A completely self-contained transistor portable with many novel features. For battery or mains operation. Medium, Long and V.H.F. bands. Full details and individually priced parts list on request.

**THE CRY (19) BABY ALARM**

This highly efficient unit is simple to assemble, extremely sensitive and may be installed in a matter of minutes. Completely SAFE employing a double wound mains transformer. Attractively finished in Red and Grey (washable) "Lionide" with cream plastic escutcheon. Size only 7 1/2in. x 3 1/2in. x 6 1/2in. Supplied in kit form complete with mike at **ONLY 72/6** plus 2/6 p. & p. or assembled and tested 89/6 p.&p. 2/6. Suitable mike flex available at 3d. a yard. Instruction book and price list separately 1/- post free. A.C. 200-250 v.

**★ TAPE RECORDER CONSTRUCTORS ★**

**TELEPHONE PICK-UP COIL.** Designed to feed into the microphone input of either a tape recorder or any high gain amplifier. Easily attached to telephone by rubber suction attachment. The coil is electrostatically shielded to minimise hum pick-up. When positioned on telephone this model is more than adequate for a fully modulated tape recording. Brand new complete with 5ft. shielded cable. **ONLY 14/- P. & P. 1/6.**

**COLLARO TAPE PRE-AMPLIFIER AND BIAS OSCILLATOR.** Complete with power pack for use with Collaro Mk. IV deck. 4 valve plus EM81 magic eye. 110-240 v. A.C. Input sensitivity: microphone socket 5 m/v., auxiliary socket 500 m/v. Speed equalisation switch gives compensation at all 3 speeds. Full wiring instructions included. List price £21. Limited quantity only at £15/19/6. P. & P. 5/-.

**LATEST COLLARO STUDIO TAPE TRANSCRIBTOR.** Latest type incorporating Record, Interlock, Lever, Button, 3 motors, 3 speeds, 1 1/2, 3 1/2, 7 1/2 i.p.s., takes 7in. spools. Push-button controls. £12/19/6 plus 5/- P. & P. Usual H.P. facilities.

**LATEST B.S.R. "MONARDECK."** Single speed Tape Deck. Takes 5 1/2in. spools—3 1/2 i.p.s. At only £8/5/- plus 5/- P. & P.

**TAPE RECORDER AMPLIFIER.** Suitable for use with either of the above Tape Decks, and most other types. For A.C. mains, 4 watts output. 40-12,000 CPS at 7 1/2 i.p.s. ± 3 db. Facilities for superimpose. Valves: 6BW6, ECL82, 12AX7, 6EM84, and contact cooled metal rectifier. Radiogram input, microphone input, monitor facilities (can be used as straight through amplifier), volume control and separate treble and bass controls. Chassis measurement 1 1/4 x 3 x 4 1/2in. Supplied complete with attractive grey/blue escutcheon plate finished in black and gold. Circuit diagram and connecting instructions included. Price £11/5/- only, plus 3/6 P. & P. If purchased with either of the above decks, both items post free!

**ATTRACTIVE TWO-TONE PORTABLE CARRYING CASE.** Suitable for above amplifier and Collaro Studio deck. Limited quantity only at 79/6 plus 3/6 P. & P.

**MIC 45-1.** Acos latest flat pistol-grip crystal microphone. Attractive black and gold finish. **OUR PRICE 29/6** plus 1/- P. & P. **ACOS MIC 39-1.** Crystal stick microphone. List price 5 gns. **OUR PRICE 39/6** plus 1/6 P. & P. **MIC 40.** General-purpose crystal microphone with desk stand. **OUR PRICE 25/-** only plus 1/6 P. & P. **M.C. 24.** Imported, crystal, attractive streamlined polished metal case, incorporates muting switch. List price 64/- **OUR PRICE 42/-** only. 1/- P. & P.

**TELEPHONES!!!**

The Best value yet offered!

**LIMITED QUANTITY**

Attractive appearance. Operate from 6-volt battery. Ideal for Home, Office, Factory etc. Simply turn handle and bell rings at other end. Any twin lighting type flex required for connection. Not new but good condition. Tested before despatch.

**5 GNS.** Per pair complete with batteries, plus C. & P. 7/6.

Suitable twin P.V.C. clear plastic flex 3d. per yard or 20/- per 100 yards.



**CLYNE RADIO LTD.**

THE COMPONENT SPECIALISTS

18 Tottenham Court Road, London, W.1.  
162 Holloway Road, London, N.7.  
9 Camberwell Church St., S.E.5.

# TESTGEAR COMPONENTS (LONDON) LTD

15 ARCANY ROAD, SOUTH OCKENDON, ESSEX.

TEL: AMBassador 1958

## MAINS TRANSFORMERS

New "C" Core Potted Types. Primaries 190/240 in 10 v. steps. Type 17732—Output 4 v. 1.1 A. 7.5 kV. Peak WKG. and 4 v. 1.1 A. 15 kV. Peak WKG. Price: £2.

Type 17725—Output 5 kV. RMS 1 M/A and 6.3 v. .2 A. Price: £2.

Type 20726—"C" Core. Not Potted. 600-0-600 v. 278 M/A RMS. 6.3 v. 1.6 A. 6.3 v. .6 A. 6.3 v. .8 A. 1.8 kV. DCW 5 v. 8 A. + 1.2 kV. DCW. Price: £3.

Type S.T.1—500-0-500 v. 300 M/A 5 v. 5 A. 6.3 v. 4 A. 6.3 v. 1 A. Price: £2.

Type S.T.6—6.3 v. 2 A. Tapped at 4 v. 5 kV. RMS WKG. Price: £1.

## AIRCRAFT TRANSMITTER SPARES

We can offer large quantities of complete units and spare parts ex the Aircraft Transmitter/Receivers Types 1934/1935/1985/1986/1987. We welcome quantity enquiries for which we can quote very low prices.

## OSCILLOSCOPE BASIC KIT

Consists of one 3½ in. diam. Electrostatic C/R Tube (CV1547) and socket, EHT Transformer, Metal Rectifiers, and smoothing condensers for EHT supply. All new perfect material. A gift at £1, post paid.

## TYPE 46 TRANSCEIVERS

The best bargain for many years. These fine Walkie Talkies are now available in new condition complete with all accessories at a give-away price. 3-Channel Crystal controlled T/X and R/X, supplied complete with one pair crystals, coil box, rod aerial, leads and plugs, valves, balanced armature headset with throat mike and carrying satchel. 1 watt output. Coverage 3.6-4.3 Mc/s. or 6.4-7.6 Mc/s. by means of Plug-in Coil Box. Inland buyers supplied with crystals in 3.5 or 7 Mc/s. band (state which required), other frequencies available for export. Requires only 150 v., 15 v. and 3 v. dry battery. Range over 10 miles. Full instructions and circuit supplied. These units have been "demobbed" by removal of the "Send Receive" switch. A replacement switch with fitting instructions is supplied. We offer this fine unit with all accessories as listed above at the ridiculous price of 30/- or two for 57/6. We will supply an extra 46 Set, complete with valves (but no accessories) as a source of spares for only 7/6 extra. Batteries are available at 18/6 per set. A low-priced Transistorised Kit of Parts for operation of above from 6 v. or 12 v. D.C. will soon be available.

## CRYSTALS

FT.241 27nd Harmonic Type. 120 Crystals with fundamentals from 370 Kc/s. to 540.277 Kc/s. in steps of 1.388 Kc/s (Channels 270-389). From 448.611 to 472.222 inclusive and 500 Kc/s. Price is 7/6. All others 2/6 each or 6 for 10/- for any six consecutive channels. Special quotations for other assortments.

## A/C RELAYS

Magnetic Devices 230 v. 50 c. Operated D.P.C.O. 1 amp Contacts. Price: 15/-.

## B.C.221

The fine frequency meters are available in "as new" condition, complete with crystal, original calibration manuals and canvas cover. Price: £16. A few with modulation available at £19.

## TRANSMITTER UNITS

The transmitter portion of the TR1986. Unusable in its present form, but a useful basis for a 2-metre T/X. Contains many useful parts including a 5-gang Butterfly Condenser. 10 Air Trimmers, etc. Price: 5/- or complete with QV04/7 (Driver) and TT15 (15 w. output on 144 Mc/s. with 300 v. plate). Final price: 27/6.

## TRANSISTORS

New low prices for Mullard Transistors: OC.71. Price: 6/6. OC.75 Price 8/- . OC.81. Price: 8/- . OC.76. Price: 8/- . OC.170. Price: 15/6. OC.16. Price: 25/- . OC.28. Price: 36/- . OC.35. Price: 25/6. Also first-class substitutes for OC.71, OC.72 and OC.44. Price: 3/- each.

## PLATE TRANSFORMERS

Input tapped 200-250 v. Output 500-0-500 v. One ampere. L.T. 6.3 v. 6 A., 5 v. 9 A., 6.3 v. 4 A. Price: £33/-.

**Terms of Business:** All prices include postage or carriage. Handling charge of 1/6 on orders under 10/-. Payment cash or C.O.D. over £1. Export orders welcomed.

## 50 MICROAMP METERS

Made by Sangamo Weston. Brand new. Type S.145. Size 3 x 2½ in. 850 ohms resistance. 4 scales operated by lever, "Set Zero," "0-3," "0-30," "0-300." Easily coupled to rotary range switch by cord or lever. Complete with suggested circuits, a gift at 20/- . Easily adjusted to 25-0-25 microamps.

## METER BOXES

A range of attractive useful Meter Cabinets that can be supplied ready punched to take above meter. Useful for all kinds of testgear: a quality job with fully-formed pressed steel lids, welded construction, grey hammer finish enamel. Price: 4 x 5½ in. Panel in depths of 2 in., 3 in. or 4 in., 10/3, 10/9 and 11/3 respectively, or with 4½ x 7½ in. panels, 12/-, 12/9 and 13/-. Available punched to take above meter 1/6 extra.

## MOBILE RADIO TELEPHONES

Type B.44 Mk. 2 covers 60-95 Mc/s. Crystal controlled. Receiver is crystal controlled double superhet. Fully tropicalised, in robust waterproof aluminium case, built-in speaker and 12 v. power supply. Uses modern B7G tubes. Output 3 watts. Supplied in perfect order and aligned to your specified frequency. Size 14 in. wide., 7 in. high, 13 in. deep. Complete with Manual and Plugs. Price: £20, carr. paid U.K. or F.O.B. London. Extras required are M/C Microphone. Price 17/6. Pair of Crystals (our selection in 4-metre band). Price 22/6 or supplied to your specified frequency, £6. Available for amateur use or export only.

## SILICON RECTIFIERS

Sub-miniature silicon power diodes at new low prices. Made by one of England's greatest manufacturers. 250 M/A. D.C. output. Type (1) 400 P.I.V. Price 3/6. Type (2) 600 P.I.V. Price 5/6. Type (3) 800 P.I.V. Price: 7/6.

## 2-METRE R/X

Receiver portion of the SCR.522 TX/RX. Brand new with valves and conversion details for continuous tuning 144-146 Mc/s. Price: 30/- . Relay if required, 7/6.

## RELAYS

As used in 1985, etc., Series Aircraft Transmitters. Size 1½ x 1½ x ½ in. 700-ohm coil. Operates on 12-24 v. or 6 v. with slight adjustment tension. Double pole changeover or single pole normally open (10 amp. contacts). Either type, price: 3/6.

**U.S.A. P.O. TYPE RELAYS.** Type APHC. 6,500 ohm 12 v. 2 M/A. S.P.C.O. Price: 2/6. Type APLC. 3,500 ohm 6 M/A. S.P.C.O. Price: 2/6.

**AERIAL CHANGEOVER RELAYS.** 12-24 v. operated, 4 P.C.O. Price: 3/6.

## VALVES

All new and guaranteed.

12SQ7, 12SK7, 12A6, EL33, 6F33, 6L18, EF80, VR150/30, 50L6GT, 12AT6, 12AT7, 12Q7GT, 7B6, 25L6GT, 12AU7, 85A1, 12SA7, 35A, 5U4G, 6Y6, 6K8G, 6V6G, 6N7GT, 6AG7, 7Z4, 6SG7, 6Q7G, EY91, EF73, EF70, BC70, BF71, EN32, 90CV (Photo Tube), 6AK5, 6CH6, 1R5, 1S5, 1T4, 1L4. All above types 5/- each.

## TRANSMITTING VALVES

Brand new and guaranteed.

813 Price: 37/6. 5B/255M (Miniature 807) Price: 12/6. 5B254G (ditto) Price: 12/6. QQV06/40 Price: 30/- . 1625 Price: 2/6. QV04/7 Price: 5/- .

## TRANSISTORISED D/C-D/C CONVERTOR KITS

Incorporate toroid transformers, silicon rectifiers, standard transistors, heat sinks, input and output connectors, protective devices, circuit and instructions. Efficiency from 85% to 95% (on larger output types). All are 12 v. input. Types 1, 2, 3 and 5 have output of 300 v. tapped at 250 and 200 v. 4, 6, and 7 have outputs of 600 v. tapped at 500 and 400 v.

Type (1) 30 watts £5/15/- . Type (2) 45 watts £6/17/6. Type (3) 75 watts £7/17/6. Type (4) 75 watts £8/5/- . Type (5) 100 watts £8/15/- . Type (6) 100 watts £9/2/6. Type (7) 150 watts £11/11/- . All are available with dual voltage output at a small extra charge. D.C.-A.C. (400 c.) kits also available. All parts are available separately.

If you have ever written to us you will receive a copy of our comprehensive list within a few days, if not, then please let us have your name and address.



**MAINS POWER SUPPLY UNITS.**

Potted and sealed transformer and choke by famous maker Mounted on metal chassis 6 1/2 x 7 1/2 in., complete with 5Z4 rectifier valve and full smoothing.

Input tapped 220-230-240 volts.  
Output: 300 V. D.C. at 100 mA.  
6.3 V. A.C. at 4.5 amp.  
6.3 V. A.C. at 2 amp.

Rectifier supply 5 V. A.C. at 3 amp. Very conservatively rated. Price 47/6 plus P. & P. 8/-.

**BRAND NEW VARIABLE VOLTAGE TRANSFORMER.** For 230 volt A.C. input. In cases with meter, fuse and indicator light. Output constantly variable from 0—230 volt A.C. Type 15. 15 amp. Price £22/10/- Carr. 15/-.

**S.T.C. RECTIFIER.** 36 plates by 120 mm. Bridge connected. Maximum A.C. input 60 volt. D.C. output 15 amp. New, perfect. Price 60/- P. & P. 3/6.

**S.T.C. BRIDGE RECTIFIER.** New, perfect. 8 plates each 115 mm. Maximum A.C. input 36 v. D.C. output 5 ampere, 24 volt. Price 20/- P. & P. 2/-.

**NEW WIRE WOUND RHEOSTAT ON CERAMIC.** 58 ohm. 50 watt, complete with instrument knob. Price 8/6. P. & P. 1/6.

**W. W. RHEOSTAT.** New. 3.5K or 5K 25 watts. Price 7/6. P. & P. 1/6.

**AUTO TRANSFORMERS.** Step up, step down. 110-200-220-240 v. Fully shrouded. New. 300 watt type £2/2/- each. P. & P. 2/6. 500 watt type £3/3/- each. P. & P. 3/9. 1,000 watt type £4/4/- each. P. & P. 6/6.

**HEAVY DUTY L.T. TRANSFORMER.** Very conservatively rated for continuous duty. New. In manufacturer's cases. Input 110-260 volt multi-tapped. 50 cycles, single phase. Output 28-29-30-31 volts at 2l ampere. Price £6/15/-, carriage 10/-.

**ROTARY SWITCH REGULATOR.** 25 ohms, very conservatively rated at 4 amp., will handle 8 amp. Overall size 7 x 8 x 6in. Price 15/- P. & P. 2/6.

**8-day clockwork TIME SWITCH**

Contacts 2 1/2 amp., 230 volt, 24 hour phase, 1/4 hour divisions, allow setting for one make and one break to be made every 24 hours, complete with key. Used but guaranteed perfect. Price 27/6 each. P. & P. 2/-.

**EX P.O. MAGNETIC COUNTER.** 3 ohm. type for 6 V. D.C. operation. 4 figures to 9,999. Price 8/6. P. & P. 1/3.

**TANNOY P.A. LOUDSPEAKER.** For outdoor use, metal exponential horn with 20in. square flare. Overall length 30in. Speech coil 15 ohms. Guaranteed in working order and good condition. Price £7/10/- Carriage 10/-.

**20-WAY STRIP.** Containing standard Post Office telephone Jack Sockets, overall size 11 x 3 1/2 x 3/4 in. New. Price 15/- each. P. & P. 1/6.

**10-WAY STRIP** standard Post Office telephone Jack Sockets, spacing allowing Igranac Jack Plugs. New. Price 10/- P. & P. 1/6.



**MOULDED CABINET** suitable for Transistor Set. Dual colour red/black. Size 5 1/2 in. x 3 1/2 in. x 1 1/2 in. Gold metal dial. Price 7/6. P. & P. 1/6.

**AVO METER MODEL 7.** Individually tested on all ranges and guaranteed. Inclusive of Test Heads. £12/10/- each. P. & P. 5/-.

**MULLARD TRANSISTORS.** OC 170, 70 to 100 Mc/s., 13/6 each. OC 171, 100 to 200 Mc/s., 14/6.

Set of six 1 x OC 44: 2 x OC 45: 1 x OC 81D: 2 x OC 81. Six for 39/6.

**NEW P.O. RELAYS TYPE 3000.** 2,000 ohm coil. 4 make 4 break, 1/750 each. P. & P. 1/-.

**NEW RHEOSTAT 1,750 ohms 100 watt.** Wound on ceramic former. In metal case with lin. x 1/4 in. spindle. New in maker's packing, 32/6 each. P. & P. 2/6.

**SUPERIOR BRAND NEW RELAY.** 7,000 ohms coil. Will pull in at 750 microamps, and out at 450 microamps. Change-over, platinum contacts. Vacuum sealed, will therefore not be affected by oil, moisture or water and never needs adjusting. Weight 2 1/2 oz. Price 18/6. P. & P. 1/-.

**MINIATURE MOVING COIL DIFFERENTIAL RELAY.** Two coils 350 ohms each.



Operating current minimum 140 microamp., nominal 400 microamp., maximum 8 milliamp. One pole two way, or centre stable. Two way contact current 100 mA at 50 V A.C. or D.C. Size 1 1/2 x 1 1/2 x 3/4 in. Price 22/6 each.

**G.E.C. SEALED RELAY.** Type M.1090. 180 ohms coil, 6/12 volt. 4 C/O. Brand new. 18/- P. & P. 1/-.

**PACKARD BELL BRAND NEW RELAYS,** 2 pole C/O. 6 volt 80 ohms. 7/6 each. P. & P. 6d. **MINIATURE RELAYS 250 ohms.** Two makes. For operation on 4.5-9 volt. Ideal for transistor circuits. Weight just over 1 oz. Price 12/6 each.

**SIEMENS H.S. RELAY.** Very latest type, sealed. H96E. 1,700 ohms plus 1,700 ohms, single C/O. contacts. Brand new with fixing clip. In maker's cartons. Price 16/6 each, plus 1/- P. & P.

**SOLENOID OPERATED MAGNETIC RELAY.** Type 5CVW/3945, 4 pole changeover, 10 A contacts 24 v. operation. Brand new 13/6. P. & P. 1/6.

**CARPENTER'S TYPE POLARISED RELAYS.** 2 x 9,500 turns at 1,685 ohms. Price 22/6 each. P. & P. 1/-.

**HIGH SPEED RELAY.** Siemens Two bobbins 1,000 ohms each. New, 10/6 each. P. & P. 1/-.

**FRACTIONAL H.P. MOTOR MADE BY FRACMO.** For 230/250 volt A.C. Delivers 1/4 of a H.P. at 5,000 R.P.M. Complete with wire leads and lin. x 1/4 in. spindle. Unused. Price 39/6 each. P. & P. 3/-.

**NEW IMPORTED EXTREMELY EFFICIENT MOTOR** with tremendous power weight ratio For 12 volt D.C. but very efficient on 6 volt. Three position switch. Weight 2 1/2 oz., size 1 1/2 in. x 1 1/2 in. dia. Speed 7,000 r.p.m. Self lubricating 15/-, plus 1/- P. & P.

**CONSTANT SPEED, PRECISION MADE, BATTERY DRIVEN D.C. GOVERNED MOTOR** (Elliott Bros.). Commutator/brush incorporating loading ballast resistor 2,470 r.p.m. ± 2% at 12 volt. Loss on 8.5 volt only 4%. Size 1 1/2 in. dia. x 2 1/2 in. long. Spindle .77in. long x .15575in. dia. Weight 4 oz. New. Price 25/-, plus 1/- P. & P. Ideal for portable tape recorders.



**DESK TELEPHONE HANDSETS**



Used but perfect. Complete with two-way calling system (buzzer), interna battery. All ready for simple two-wire connection. Price £3/2/6 each or £6 the pair. P. & P. 3/6 each handset.

**DESK TELEPHONE SETS,** similar to G.P.O. extension telephones. Each complete with automatic dial, internal bell and long connection core and junction box. Used but in perfect working order. Price £2/17/6 each. P. & P. 3/6.

**DIALS ONLY FOR AUTOMATIC TELEPHONES.** Used but in good condition. Price 12/6. P. & P. 1/6.

**NEW BALANCED ARMATURE HEADPHONES.** TYPE DLRS. Guaranteed perfect. Price 12/6 each. P. & P. 2/-.

**METERS GUARANTEED PERFECT**

**Charging Types**

2 1/2 amp. D.C. M.I. 2in. fl. rnd. ....	7/6
5 amp. D.C. M.I. 2 1/2in. fl. rnd. ....	11/6
7 1/2 amp. D.C. M.I. 3 1/2in. proj. rnd. ....	12/6
9 amp. D.C. Hot Wire W.R. 2 1/2in. fl. rnd. ....	6/6
15 amp. D.C. M.C. 2in. rnd. ....	10/6
100 amp. A.C. M.I. 4 1/2in. fl. rnd. ....	32/6

**Voltmeters**

20 v. D.C. M.C. 2in. fl. sq. ....	10/6
30 v. M.I. 3in. proj. rnd. ....	10/6
300 v. A.C. M.I. 2 1/2in. fl. rnd. ....	22/-
400 v. A.C. M.I. 4 1/2in. rnd. ....	35/-
90-180 v. A.C. M.I. 4 1/2in. fl. iron ...	25/-

**Milliammeters**

1 mA. M.C. 2 1/2in. fl. rnd. ....	25/-
200 mA. M.C. 2 1/2in. fl. rnd. ....	12/6
500 mA. M.C. 2 1/2in. fl. rnd. ....	12/6

**Microamp**  
50 microamp., scaled 0-100, M-C. 2 1/2in. fl. rnd. .... 42/6

500 microamp., M.C. 2 1/2in. rnd. F.I. scaled 15/600 volt. NEW ..... 16/6

Postage on all meters 1/- each.

Miniature latest type moving coil 0-5 milliamp meter, 1 1/4 in diameter, flush fitting, complete with fixing clip. Price 17/6. P. & P. 1/-.



**MINIATURE LATEST TYPE MOVING COIL MICROAMP METER, F.S.D.** 300 microamp, flush mounting, square rim 1 1/2 in. x 1 1/2 in. round dial 1 1/2 in. Ideal as field strength meter or output level recorder or tuning meter. Price 26/- P. & P. 1/-.

**LATEST TYPE ERNEST TURNER.** 0-200 volt A.C. RECTIFIED M.C. METER. Flush mounting, round, 3in. scale. Price 37/6. P. & P. 1/6.

**ROTARY CONVERTOR.** Ex-W.D. for 12-volt D.C. input, output 230 volt 50 cycles at 100 watts. Housed in wooden carrying case with lid. Voltage control slider resistance, mains switch and 300 volt A.C. voltage output check meter. Perfect working order. Price £9/17/6, carriage 10/-.

**PANEL MOUNTING TOGGLE SWITCH D.P.D.T. CENTRE OFF.** 250 volt 3 amp. Price 5/6 each.

**MINIATURE UNISELECTOR SWITCH.** Two banks of ten plus home contacts one bank continuous of normal. 30 ohm coil for 24 volt operation. Brand new, manufacturer's packing. Price 22/6 each. P. & P. 2/6.

Postage and Carriage shown above are inland only. For overseas please ask for quotation. We do not issue a catalogue or list.

PERSONAL CALLERS ONLY: 9 Little Newport Street, London, W.C.2 Tel: GER. 0576.

ALL MAIL ORDERS. ALSO CALLERS AT: 47-49 High Street, Kingston-on-Thames Telephone: KINGSTON 4585

**SERVICE TRADING Co.**

## Tubes

**HIGHEST QUALITY—NEW LOW PRICES**  
Carr. & Ins. 12/6

	6 Months Seconds	12 Months REGUNNED	12 Months NEW TYPES
19/10in.	£1-10-0	£3- 0-0	£4- 0-0
12in.	£1-15-0	£3-10-0	MW 36/44 MW 36/24
14in.	£2- 0-0	£4- 0-0	£5- 0-0
15/17in.	£2-15-0	£4-15-0	CRM 172 MW 43/64
NEW 108K19/-	£3-15-0	£5-15-0	£6-0-0

MOST MULLARD, MAZDA, COSSOR, EMITRON, EMISCOPE, BRIMAR, FERRANTI TYPES, PROCESSED IN OUR OWN FACTORY.  
New Mullard, Mazda & U.S.A. guns used.

### SPECIAL

#### Industrial and C.V. Valves

We have in stock a large Range of Transmitting & Receiver Types, too numerous to mention. Most American and British. We welcome your enquiries.

MIRROR GALVANOMETERS. Evershed and Vignoles, 45 second swing, high sensitivity, heavy gunmetal cases with spares in transit case. Unused. £3/10/-.

A "MUST" for School Laboratories.

### SILICONE DIODES

125 V. 300 M.A., 2 in. series make superior replacement for R.M.4 and R.M.5, etc., 8/- each.

### TRANSISTORS

Yellow Spot, 2/6, Green Spot, 2/6, Red Spot, 3/6, White Spot, 4/6, Edlswan XB104, 8/6, XA103 (4 Mts/6), 10/-, XA104 (8 Mts/6), 12/-, O.C. 15/6, O.C. 45, 15/-, O.C. 70, 14/-, O.C. 71, 8/-, O.C. 72, 12/-, (Matched Pairs 22/-), V16/10P (10 watt power), 14/-, Yellow/Green, 5/-.

## VALVES

BY RETURN OF POST  
GUARANTEED 3 MONTHS  
NEW LOW PRICES

OZ4	5/-	6K25	7/6	20P1	9/9	*EB41	7/-	HL41DD	U74	8/6	
1A7GT	11/3	6L1	12/6	*20P3	12/6	*EB91	3/6		U76	8/6	
1C5GT	9/6	6L6	9/9	20P4	17/-	EBC33	4/9	HVR2	7/6	5/6	
1H5GT	9/9	6L6G	7/3	20P5	15/-	EBC41	8/-	*20T3C	6/6	UR2	5/6
*11A	3/6	6L7G	6/-	25A9G	8/-	EBC81	7/9	*KT36	9/6	U07	11/-
1N5GT	9/9	6P2	9/6	*25L6G	6/9	*EBP40	7/9	*KT44	7/6	U19	6/6
1R5	5/6	6L19	12/6	25L6GT	9/-	EBP89	8/6	*KT45	8/6	U119	6/9
184	8/-	6LD20	8/6	25Z4G	7/3	EBL21	12/6	KT61	8/6	U142	6/6
185	4/9	*6P25	8/6	30P5	6/9	EBL31	21/-	KT63	6/3	U143	9/9
*174	3/9	*6P28	12/6	30FL1	9/6	*EC52	3/6	KT66	12/6	U145	6/6
2A3	7/9	*9Q79	6/3	30P4	12/6	ECC31	9/6	KTW61	6/9	U147	5/6
4D21	4/6	6Q7GT	8/9	*30P12	8/9	ECC32	4/6	KTW62	5/9	U149	7/6
2A4	4/9	*68A7	8/9	30FL1	10/6	ECC33	4/6	KTW63	5/9	U150	8/6
3Q4	7/-	*68G7	4/9	35L6GT	9/-	*ECC34	9/-	*KT263	5/6	U151	6/6
384	6/-	68H7	4/6	35W4	6/9	ECC35	6/9	MU14	5/-	U152	7/6
3V4	6/9	68J7	4/6	35Z4GT	5/3	EC381	5/6	N18	7/3	U153	6/6
5R4G	9/6	68E7	5/3	50C6DG		ECC93	6/9	N37	11/-	U184	8/3
*574G	4/9	68L7GT	6/-		19/-	ECC95	6/9	N78	18/-	U191	11/-
6T4	8/9	68N7GT	4/6	50L6GT	9/-	ECC84	6/9	N108	18/-	U281	9/6
5V4G	8/9	68Q7	6/9	61B1	16/-	ECC85	7/9	*P41	4/6	U283	15/-
5Y3G	5/9	*68S7	4/6	618PT	11/-	ECP80	8/6	PCF82	7/3	U301	10/6
5Y3GT	6/-	6U4GT	10/6	77	6/6	ECP89	8/6	PC685	9/3	U309	7/6
5Z5	6/9	6V6G	8/6	80	5/9	ECP82	12/6	ECP88	19/-	U328	11/-
5Z4G	8/9	6V6GT	8/6	80	5/9	ECP83	9/6	PC689	13/6	U339	11/-
5Z4GT	11/-	6Y6G	5/9	185B1	18/-	ECC42	8/6	PCF80	7/-	U403	9/6
6A6	8/-	6X4	5/-	807(A)	5/6	ECC81	8/6	PCF82	7/3	U801	19/-
6A8G	9/6	6X50	5/-	807(E)	3/9	ECL80	7/6	PCF84	18/-	UABC80	8/6
6AC7	4/3	6X6GT	5/6	955	3/6	ECL82	9/6	PC82	7/3	UAF46	9/6
6AG5	3/6	7B9	9/6	958	2/6	CL35	12/-	PC88	19/-	UBC41	7/9
6AG7	7/9	7B7	7/9	9001	4/-	EP29	7/-	PC184	7/6	UBF80	8/6
6AK5	6/6	*7C5	7/3	9003	4/-	*EF54	3/3	*PEN25	4/6	UBF89	7/6
*6AL5	3/6	7C6	7/3	ATP4	2/9	*EP80	4/9	*PEN45	7/3	UBL21	12/6
*6AM8	3/-	7H7	7/6	AZ31	9/-	EPF85	6/6	EPF46	5/3	UCH21	12/6
6AQ5	6/-	787	9/-	B38	8/6	EPF86	9/6	PL33	8/3	UCB42	7/6
6AT8	6/-	7Y4	7/-	B65	4/6	EPF89	6/9	PL36	18/6	UCH31	9/6
6AU6	7/6	10C1	11/-	CBL31	21/-	*EF91	3/-	PL39	19/6	UCL82	11/3
6B9G	3/6	10C2	13/6	CCH35	14/-	*EF92	4/6	PL61	8/9	UCL83	13/6
6BA6	6/-	*10F1	5/9	CL33	11/9	EL22	12/6	PL82	6/9	UF41	8/6
6BE4	5/9	10LD11	14/6	CY31	9/9	EL32	4/6	PL83	6/9	UF42	5/6
6B04G	12/6	10P13	9/6	D65	1/6	*EL33	6/-	PL84	9/-	UP80	7/6
6B0V	7/9	12A14	9/6	D49	9/6	EL35	9/6	PL91	7/6	UP85	9/6
6B7V	5/9	12AH7	6/9	DAC33	9/9	EL37	11/6	PL92	10/-	UP86	14/6
*6C4	3/6	12AH8	9/9	DAP91	4/9	*EL38	12/6	PL90	7/-	UP89	9/6
6C6	4/9	12AT6	7/6	DAP96	7/3	EL41	8/-	PL81	6/-	UL41	7/6
6C9	8/9	12AT7	5/6	DF33	9/9	EL42	9/-	PL82	6/3	UL44	11/-
6C6DG	21/-	12AT7	6/-	*DF91	3/9	EL44	7/-	PL83	7/6	UL46	9/9
6C8G	8/3	12AX7	6/9	DF96	7/3	EL41	4/6	PL80	9/6	UL84	7/6
6D8	4/9	12B0T	3/6	*DE77	7/6	EL42	6/6	PL81	11/6	UL89	9/6
*6F1	4/9	12K7GT	5/-	DH81	9/-	EM80	8/6	R19	11/-	UG	12/6
*6F12	3/-	*12K8GT	5/-	DK32	11/3	EM81	8/9	R17	7/6	U07	9/6
6F8E	6/3			DK91	5/6	EM84	9/9	TD44	7/6	UVIN	11/-
6F13	6/9	12Q7GT	5/-	DK99	7/6	EM85	10/6	U14	8/-	UY41	6/6
6F14	9/6	128K7	4/9	DK96	7/6	EN31	18/-	U18	8/-	UY85	9/6
6F16	9/6	129KGT	4/9	DL33	3/6	EY51	6/9	U22	6/9	VR106/30	
*6H6	2/-			DL35	9/6	EM8	8/-	U24	15/-		5/6
*6J5G	2/9	128N7GT	4/9	DL91	8/-	EY86	8/-	U25	12/6	VR150/30	
6J5GT	3/9			DL92	6/-	EZ40	6/6	U26	9/9		6/9
*6K7G	5/-	13D3	7/6	DL93	4/9	EZ41	7/-	U31	7/9	X63	9/6
6K7GT	7/6	1487	22/6	DL94	6/9	EZ80	6/-	U36	11/-	X66	11/-
6K9GT	6/9	19B9GG		DL95	7/3	EZ81	6/6	U37	23/-	X76H	12/-
*6K7G	2/3			EAS0	9/6	GZ30	11/-	U50	6/9	X78	14/6
6K7GT	4/9	20D1	8/6	EABC80	7/6	Q232	8/-	*U52	4/9	X79	16/6
*6K8G	5/6	*20P8	8/6	EAF42	8/6	HABC80	9/6	U70	5/6	Y63	9/3
6K8GT	8/9	20L1	18/-	*EB34	1/6	HBC90	7/6	U71	8/-	Z66	6/3

The most Competitive Comprehensive Valve List in the Country

## TECHNICAL TRADING CO.

350/352 FRATTON ROAD, PORTSMOUTH

# GEE BROS. (RADIO) LTD

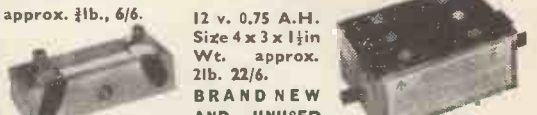
15, LITTLE NEWPORT ST., LONDON, W.C.2  
Telephone: GERRard 6794/1453

## MINIATURE LEAD ACID ACCUMULATORS

2 v. 1.5 A.H. Size 4 x 1 1/2 x 1 in. Wt. approx. 1/2 lb., 6/6.

12 v. 0.75 A.H. Size 4 x 3 x 1 1/2 in. Wt. approx. 2 lb. 2/6.

**BRAND NEW AND UNUSED**



## NEW AND UNUSED ACCUMULATORS

12 v. 75 A.H., 15 x 8 x 1 1/2 in., £4/10/- Carr. 8/6.


12 v. 25 A.H., 10 x 10 x 4 1/2 in., 45/-, Carr. 7/6.

2 v. 100 A.H., with carrying handle. Size 6 1/2 x 6 1/2 x 3 1/2 in., 15/- each. Carr. 3/6.

2 v. 16 A.H., 7 1/2 x 4 x 2 in., 5/- each. P. & P. 2/-. 6 for 24/-. P. & P. 10/-.

6 v. 75 A.H. Ideal for starting or storage. 59/6. Carr. 7/6.

6 v. 20 A.H. (as illus.), comprising three 2 v. celluloid-cased cells in wooden case. Overall size 5 x 5 x 7 1/2 in., 17/6. P. & P. 3/6.



## QUALITY TEST EQUIPMENT

**METER BARGAIN! POCKET MULTI-METER MODEL U.I.**  
Sensitivity 300 u.A. 1,000 o.p.v. in 5 ranges, size 5 1/2 in. x 3 1/2 in. x 2 1/2 in. Complete with test prods and ready for use. **ONLY 59/6.** P. & P. 2/-. As new £5/5-.

**WAVEMETER CLASS D.** Freq. band 1,900 Kc/s. to 8,000 Kc/s. (158-37.5 metres) in two ranges. 1,900 Kc/s.-4,000 Kc/s., also 4,000 Kc/s. 8,000 Kc/s. Supply 6 v. D.C. input. Complete with twin crystal, spare vibrator, head phones, original instruction manual and transit case.

**UNREPATABLE OFFER OF THE POPULAR TAYLOR VALVE TESTER Model 45A.** Input 200-250 v. A.C. Will test English and American valves with filaments from 1.4 v. to 117 v. Perfect condition. Complete with full instruction manual. £10. Carr. 5/6.

**AVO MODEL 7.** Latest Ministry release of this well-known test instrument. Supplying 50 ranges of current, voltage and resistance tests. Complete with leads and batteries. Ready for use. Perfect condition, £12/10/-. Carr. 5/6.

**BRIDGE MEGGERS.** Evershed and Vignoles Series 2 in perfect condition. 250 v. £22. Carr. paid. Leather case available at 20/- extra.

**MARCONI SIGNAL GENERATOR TYPE TFS17-F/1.** Covering 10-18 Mc/s., 33-58 Mc/s., 150-300 Mc/s. In very good condition. Complete with full technical data and instructions. Unrepateable at only £12/10/-. Carr. 20/-.

**BRAND NEW CRYSTAL CALIBRATOR No. 10.** (Battery powered 1.4 v. valves). Complete with full working instructions, circuit diagram, carrying haversack, connecting lead and spare valves. Frequency range: 1.5 to 10 Mc/s. (nominal) but can actually be used up to 30 Mc/s. Weight 5 lb. Size 7 1/2 x 4 in. As fully described in "Practical Wireless." Dec. issue, pages 691-693. **ONLY £4/17/6.** P. & P. 2/6.

**MULLARD BRIDGE.** Type GM. 4140/1. Mains operated from 100-250 v. A.C. Will test resistances from 0.1 ohm to 10 megohms and condensers from 10pf to 10mf. Good condition and complete with instruction booklet. £6/19/6. P. & P. 2/6.

**ROTARY CONVERTERS.** 24 v. D.C. input. 230 v. A.C. output at 250 watts. With starting switch. New and unused £15. Carr. 7/6.


**ROTARY CONVERTER.** 24 v. D.C. to 230 v. A.C. 50 c/s. 150 watts. New and unused. £8/10/- Carr. 7/6. Ditto, 100 watts £6/19/6 Carr. 7/6.

**ROTARY CONVERTER.** Ex-Govt. 12 v. D.C. input, 230 v. A.C. output 50 cycles at 135 watts. Complete in carrying case with lid. Voltage control sliding resistance, mains switch and 0-300 v. A.C. fluxing meter. In good condition, £10. Carr. 10/6.

**R.C.A. AR88-D RECEIVER**  
Mint condition  
Freq. coverage 540 Kc/s., 32 Mc/s. £50. Carr. 20/- Also L.F.s available. Freq. coverage 75-550 Kc/s., 1.5-30 Mc/s. £45. Carr. 20/-.



**JUST ARRIVED! SUPER QUALITY AMERICAN "CBS" TAPES**



**BRAND NEW & GUARANTEED**

CIP-6.	600ft. 5in.	Std. Play	13/-
LP-9.	900ft. 5in.	Long Play	17/6
GMXP-12.	1,200ft. 5in.	Dble. Play	32/-
CIP-9.	900ft. 5 1/2 in.	Std. Play	16/-
LP-12.	1,200ft. 5 1/2 in.	Long Play	19/6
GMXP-18.	1,800ft. 5 1/2 in.	Dble. Play	37/-
CIP-12.	1,200ft. 7in.	Std. Play	21/-
LP-18.	1,800ft. 7in.	Long Play	28/6
GMXP-24.	2,400ft. 7in.	Dble. Play	47/-

Many other types available including "Scotch," "EMI," "Triton" etc. Send S.A.E. for our huge money saving literature on Tapes and Accessories.

**RE-ENTRANT LOUD HAILERS**



(Ex-Govt.)

Heavy duty 20 watts all-metal. 15 ohms. Diameter 15in., length 15in. (approx.), good cond. £6/10/- Carr. 10/-. Ditto. Brand new, £8. Carr. 10/-.

**50-WATT EX-GOVT. AMPLIFIER.** Type III with 4-KT66's in parallel push-pull. Standard 200-250 v. A.C. input. Output imped. 600 ohms line. High imp. gram. and mike input. Bass boost control fitted. Quality amplifier housed in strong metal case, ready for use. Terrific performance, £25. Carr. £1.

**TELEFUNKEN STEREO HI-FI AMPLIFIER**

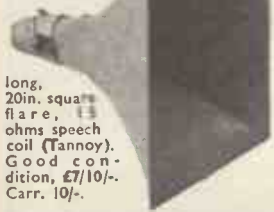
110/250 v. A.C. input. 5 watt undistorted output (10 watts nominal) size 12 x 9 x 2in., weight 9lbs. Illustrated leaflet available, our price £12/12/- carr. 5/-.

**TRUVOX/TANNOY LOUD-HAILERS**

With 180 ohm line transformer and condenser. Impedance 7 1/2 ohms, handling capacity 8 watts. Complete in slope-front wooden case. Brand new 27/6. Carr. 4/6.

**EXPONENTIAL HORNS**

by famous manufacturer of P.A. systems, 15 watt, 25in.



long, 20in. square flare, 15 ohms speech coil (Tannoy). Good condition, £7/10/- Carr. 10/-.

**NEW P.M. HEAVY DUTY SPEAKERS**

Complete with O.P. trans., in all steel blue-grey double grided cabinet. 6in. 30/- 8in. 32/6. Carr. 3/6 ea.

**BAKERS "SELHURST" SPEAKERS**

**ALL BRAND NEW**  
 "15in. VISCOUNT AUDITORIUM." 15 ohms at 400 c.p.s., 35 watts. Flux density 18,000. OUR PRICE £15.  
 "12in. P.M. HEAVY DUTY" 15 ohms, 15 watts, 30-14,000 c.p.s. OUR PRICE £4/10/-.  
 "SUPER HI-FI 25." 12in., 15 ohms., 25 watts. 25-20,000 c.p.s. Flux density 17,600. OUR PRICE £9/9/-.  
 Full descriptive specification available. S.A.E.

**TRANSISTORISED PORTABLE HI-FI AMPLIFIER MODEL JTM.12**

A completely transistorised HI-FI Amplifier powered by 8 1.5 v. dry batteries. Power output 12 watts. Very low power consumption. Inputs for mike and gram can be used together for maximum usefulness. Separate volume controls for mike and gram, bass and treble tone controls. Size approx. 5in. x 1 1/2 in. x 3in. Ideal for outdoor or indoor use for calling, announcing and entertaining. The only portable HI-FI amplifier available at this special price of only **£22**

Brand new with full instructions.

**TRANSFORMERS**

**RCA PLATE TRANSFORMERS.** 190 to 250 v. primary. 50-60 cycles. Secondary 1,500-0-1,500 or 2,000-0-2,000 at 500 milliamps. Brand new and boxed. £6/10/- Carr. extra.

**L.T. TRANSFORMERS** for Battery Chargers, etc. All Pri. 200/250 v. Tapped 50 cycles. Type 048B. Sec. 24, 30, 36 v. 6 amps. 4 x 4 x 4in. £2/9/6. Type 066A. Sec. 18, 24, 30, 36 v. 8 amps. 4 x 4 x 5in. £3/19/6. Type 053A. Sec. 12, 24, 30 v. 10 amps. 4 x 5 x 5in. £4/4/- Carr. 3/6 each.

**AUTO TRANSFORMERS.** 0-110, 205, 225, 245 v. Fully shrouded. Terminal block connectors.

Type 063A. 500 w., 4 x 5 x 5in., £37/6. Carr. 3/6. Type 064A. 750 w. 4 x 6 x 5in., £3/17/6. Carr. 3/6. Type 065A. 1,000 w. 4 x 7 x 5in. £4/17/6. Carr. 5/-.  
 20 kv/A **AUTO TRANSFORMER.** 230/115 v. 50-60 cycles, by Jefferies Transformer Co., U.S.A. Perfect condition. £20. Carr. 20/-.

**E.H.T. TRANSFORMER.** 8,000-0-8,000 at 400 mA. Primary 230 v. 50 cycles. Oil filled. New and in original crates. £25. Carr. 25/-.

**CONDENSER,** oil filled. 240 mfd. 230 v. A.C. or 600 v. D.C. Made in U.S.A. Size 2 1/2 in. x 5 1/2 in. x 9in. Brand new in original cases, £7/10/- Carr. 5/-.

**G.P.O. RACKS**

19in. Heavy duty all steel Standard drilling 5ft. 6in. angle uprights. £3/10/- Carr. 15/-.  
 6ft. channel uprights £5. Carr. 15/-.

Send S.A.E. for comprehensive list of P.A. equipment for outdoor and indoor use.

**BRAND NEW IMPORTS! HIGH QUALITY STEREO AMPLIFIER MODEL JS.15**

FOR ONLY

**£20**




Designed for Stereo and Monaural reproduction from gram, tape recorder and tuners. (AM and FM)—a compact integrated unit with many outstanding features. 10 watts output (5 watts each channel). Inputs for crystal and dynamic pick-ups, tuner, tape (Aux). Selection control for Gram, Radio, Aux. Four position function control: Stereo, Reverse Stereo, Monaural Channel 1, Channel 2. Separate tone and volume controls for each channel. On/off slide switch and novel stereo balance indicator on front panel. The best value in stereo amplifiers available today. Attractive two-tone case for cabinet or shelf mounting. Supplied complete with full instructions. Fully guaranteed.

**POCKET TEST METER MODEL TK.60**

**FOR ONLY £4.0.0**

Post Free



A pocket size individual circuit tester with bakelite panel and metal cabinet. Complete with test leads. Ranges: D.C. Volts: 10-50-250-1,000 v. (4,000 o.p.v.). A.C. Volts: 10-50-250-1,000 v. (2,000 o.p.v.). D.C. Current: 250µA/10 mA/250 mA. Resistance: 0-10 K ohms/0-1 M ohms (by 3V internal battery). Decibels: -20 to +22dB (0dB -0.775v. -600 ohms.) Size: 4 1/2 in. x 3 1/2 in. x 1 1/2 in.


**SUPER QUALITY TEST LEAD KIT No. 520**



Comprises leads and prods, English and Continental type plugs, spade terminals and crocodile clips. Complete in attractive case **10/-**

POST FREE!

**SUPER QUALITY HI-FI DYNAMIC (M/C) MICROPHONE**



MODEL MD.180

with built-in transformer

Suitable for hand or stand use. Complete with screened lead. **£4.15.0** OUTSTANDING VALUE

POST FREE

**CRYSTAL MICROPHONE MODEL BM.3**



(Desk Stand as illus. 12/6 extra).

Three-way mike for hand, desk or floor stand use. Response 100-8,000 c/s. Sensitivity - 62dB. Length 7in. Head dia. 1 1/2 in. Supplied with neck band and screened lead. Terrific performance!

OUTSTANDING VALUE AT **ONLY 45/-**

**TELESCOPIC FLOOR STAND**

HEAVY 9in. dome chromium base, chromium stand with screw top. Extends to approx. 6ft. Suitable for above mikes, etc., £2/10/-, carr. 5/-.



**GEE BROS (RADIO) LTD**

15, LITTLE NEWPORT ST., LONDON, W.C.2

Telephone: GERrard 6794/1453

Adjoining Leicester Square Tube Station Open 9-6 Mon.-Fri. 9-1 Sat.

# HARVERSON SURPLUS CO. LTD.

83 HIGH STREET, MERTON, S.W.19. CHerrywood 39856

## GRAM AND TAPE EQUIPMENT BARGAINS

### MONAURAL AMPLIFIER KIT

This comprises a complete kit of parts (including UCL82 valve) to build a quality 3W amplifier, size 7 x 3½ x 6½in. Efficient Circuit with volume and tone controls. Everything supplied including mains and O.P. transformers, metal rect., knobs, etc. and comprehensive instructions.  
**ONLY 39/6** Post and packing 4/6 extra.  
 5in. loudspeaker (3Ω) to suit, 14/6 extra.  
 All parts sold separately.

### A.M. RADIOGRAM CHASSIS

A modern chassis by a famous maker. Size 15½ x 7 x 6½in. high, incorporating fully developed AVC and neg-feedback. Valves ECH81, EF89, EBC81, EL84, EZ81. Attractive brown and gold dial with matching knobs. Controls—w/change (L.M.S. and gram), tone, tuning and vol. on/off. Complete with O.P. trans., valves, knobs., etc.  
**£9.19.6** Plus 4/6 P. & P.

### F.M. TUNER HEAD

Made by famous manufacturer. 88-100 Mc/s. Non-drift. Uses ECC85 valve.  
 (PRICE **14/6** plus 1/6 P. & P. ECC85 valve 8/6 extra.

### RECORD CHANGERS

Write for our new super list of Tape Decks and Changers.  
**B.S.R.**  
 Monarch UA8 4-spd. a/changer **£6.19.6**  
 TUB 4-spd. single player less P.U. **£2.10.0**  
 UA14 Stereo Changer **£9.5.0**  
 NOTE: Any of the above with Stereo Cartridge and Fittings, 16/- extra. Carriage and ins. on each of above 5/- extra.

### TAPE DECKS

LATEST B.S.R. MONARDECK (single speed) 3½in. per sec., simple control, uses 5½in. spools **£7.5.0**  
 plus 5/6 carr. and ins. (tapes extra).  
 TRUVOX MARK III TAPE DECK. New and Boxed **£10.6.6**  
 Plus 6/- carr. and ins. (tapes extra).

### MIDGET I.F. TRANS. & COILS

A Pair of midget 465 kc/s I.F. transformers, plus LW and MW coils. PRICE 10/- per set. P. & P. 1/9.  
 Set of I.F. transformers for transistor superhet. 12/6. P. & P. 1/9.

### CONDENSER / RESISTOR PARCEL

50 mixed P.F. Condensers and 50 mixed Resistors. An assortment of useful values. All popular sizes—all new—a must for the serviceman and constructor.  
 P. & P. 1/- **ONLY 10/-**

### 1/6 H.P. MOTOR

140 watts (approx. 1/6 H.P.). Series wound 220/250 volt 50 cycle motor. Off load 14,000 rev./min., on load 8,500 rev./min. Ideal small saw, sewing machine, etc., post free. **30/-**

### HI/FI STEREO/MONAURAL AMPLIFIER

A 5 valve HI/FI amplifier with switched stereo/monaural operation. Output 3 watts per channel, provision for bass and treble speakers on each. Volume and tone controls fitted both channels. All housed in stylish blue/grey metal case, with gold finished knobs **£9.19.6** plus 4/6 P. & P. and trimmings.

### READY BUILT AMPLIFIER

A3-valve amplifier (ex-relay unit). Comprising 10F3 RF amp., 10P14 Audio amp. (3W) and U404 rect. Inputs for AC/DC mains, 6 preset channels and crystal P.U. Complete in attractive brown and cream bakelite case, with Bin. 15Ω speaker fitted. Ideal gram., guitar amplifier, etc.  
**ONLY 21/-** Plus 6/6 P. & P.

### THE WORLD FAMOUS E.M.I. ANGEL TRANSCRIPTION P.U. (Model 17A)

A Pick-up for the connoisseur originally priced at £17.10.0. The last remaining few offered at **£4.10.0** Plus 5/- P. & P.

### E.M.I. 4-SPEED RECORD TURN-TABLE AND PICK-UP

Heavy 8½in. metal turntable. Low flutter performance, 200/250 v. shaded motor with tap at 80 v. for amplifier valve filament if required. Turnover LP/78 head.  
**89/6** COMPLETE PLUS 4/6 P. & P.

### E.M.I. 4-SPEED STEREO PLAYER

To suit our stereo amps. **£6.12.6** Plus 5/- carr.

### SWITCHED ATTENUATOR

Audio to V.H.F. in four steps of 20 dB ± 0.02 dB up to 300 Mc/s. Cost £5.10.0.  
 OUR PRICE **£2.19.6** Plus 1/- P. & P.

### SUPER STEREO KIT

A kit of ready-built units only requiring interconnection. Comprising two midget 3W amplifiers, push button switch, transformer, control unit (bass, treble and vol.), power pack, one speaker (second speaker 14/6 extra), indicator light, valves (ECL82, EZ80 range) and comprehensive instructions.  
**59/6** Plus 6/6 P. & P.

### SUPERHET CHASSIS

Modern AC/DC chassis with printed cct. and ferrite rod aerial. Although not completely built, the main components are mounted. L. & M. wave coverage. 4 valves (UBF89, UCL83, UCH81, UY85). Everything supplied including dial knobs, etc., and simple instructions.  
**£4.19.6** Plus 3/6 P. & P.

### F.M. TUNER KIT

At last a quality F.M. Tuner Kit at a price you can afford. Just look at these fine features, which are usually associated with equipment at twice the price!  
 ★ F.M. Tuning Head by famous maker.  
 ★ Guaranteed Non-drift. ★ Permeability Tuning. ★ Frequency coverage 88-100 Mc/s. ★ OA81 Balanced Diode Output.  
 ★ Two I.F. Stages and Discriminator.  
 ★ E.M.84 Magic Eye. ★ Self powered, using a good quality mains transformer and valve rectifier. ★ Valves used ECC85, two RF80's, EM84 (Magic Eye) and EZ80 (rectifier). ★ Fully drilled chassis. ★ Everything supplied, down to the last nut and bolt.  
 ★ Size of completed tuner 8 x 6 x 5½in. ★ All parts sold separately.  
**£4.19.6** Plus 8/6 P.P. & ins.

Circuit diagram and illustrations, 1/6 post free.

### STEREOPHONIC AMPLIFIER

Complete with 2 Speakers  
 A compact amplifier embodying the latest features, giving good reproduction and ample volume. Complete with valves (ECL82, ECL82, EZ80), panel, knobs, etc., and two 3Ω matched speakers.  
**£5.10.0** Plus 4/6 P. & P.

**20,000 VALVES**  
 in stock  
 SEND FOR YOUR REQUIREMENTS

**WIRE WOUND POTS**  
 12 Wire Wound Colvern Pots—all different values. P. & P. 9d. **10/6**

**COSSOR C.R.T. SNIP**  
 108K 10-inch. New and boxed. **15/-**, plus 6/- P. & P.  
 75K 10-inch. New and boxed. **15/-**, plus 6/- P. & P.

**ION TRAP MAGNETS**  
 To suit the above, 2/9 each. P. & P. 3d.

**MAZDA CRM 172**—Not a Regun. Picture tested—12 months' Guarantee. **£3.17.6** 12/6 P. & P.

**CYLDON 12 CHANNEL TURRET TUNERS**  
 New purchase offered at still lower price I.F. 33-38 Mc/s. Complete with PCC84 and PCF80 valves and 8 sets of Coils for Band I Channels and 8, 9, 10 Band III. New and unused. Value over £7  
 OUR PRICE, **32/6** post paid.

**PAIR OF MOTORS**  
 Two miniature motors (each 3½ x 3 x 1½in.). Can be run in parallel from 115 v. A.C. or in series from 200/250 v. A.C. Ideal tape motors, models, etc.  
**35/-** per pair, plus 2/9 p. & p.

### TRANSISTOR BARGAINS

#### ALL FIRST GRADE

OC71 .....	8/-
OC72 .....	12/-
OC72 Matched Pair .....	25/-
OC45 Green Spot .....	15/-
OC45 Blue Spot .....	15/-
OC44 .....	15/6
OA41 Diode .....	3/6

Postage on all above 6d.

### SPECIAL OFFER

DON'T MISS THIS  
**MULLARD OC.76** ..... 10/6  
**MATCHED PAIR** ..... £1.0.0  
 Post and packing 6d.

### G.E.C. FIRST GRADE TRANSISTORS

Set comprising one 874 mixer, two 873 I.F.'s, one GET114 driver, two GET113 matched output and one diode.  
**£1.18.6** Post 1/-.

FOR FULL DETAILS AND ILLUSTRATIONS OF ITEMS ON THIS PAGE SEE MAY ISSUE, PAGES 120 and 121.



**CRYSTAL CALIBRATOR No. 10** - A crystal controlled heterodyne wave-meter covering 500 Kc/s. to 10 Mc/s. (Harmonics up to 30 Mc/s.). Requires 300 V. 15 mA. and 12 V. 0.3 a. D.C., but can be easily modified for 120 V. and 1.4 v. working. Size 7 x 7 1/2 x 4 in. Good condition, complete with valves, crystal, instruction manual and circuit. **ONLY 59/6**. Post 3/6. This item available complete as above. **BRAND NEW** and with spare set of valves. **£4/10/-**. Post 3/6.

**CANADIAN CRYSTAL CALIBRATOR**. Uses double crystal and multi-valve circuit to give "pips" at 1 Mc/s., 100 Kc/s. and 10 Kc/s. Incorporates Modulator. With book. **79/6**, post 2/6.

**TRANSMITTER TYPE 36**. A complete 50 watt TX for phone or CW. Covers 10-40 Mc/s. (10-15-20m.). Crystal or stabilised VFO. Push-pull 807's plate and screen modulate parallel 807's. Tested and ready to plug into AC mains. Complete with 16 valves, handset, operating instructions and circuit. Wooden cabinets may be somewhat damaged. **£15**. Carr. England and Wales **£2**.

**MOVING COIL PHONES**. Finest quality Canadian with chamois ear-muffs and leather-covered headband. With lead and jack plug. Noise excluding and supremely comfortable. **19/6**. Post 1/6.  
**MATCHING TRANSFORMER** (for Hi impedance) i.e. for HRO, CR100, etc., with standard jack plug. **4/6**.

**SELENIUM BRIDGE RECTIFIERS**. Funnel cooled. A.C. Input 45 v. RMS. D.C., output 30 v. 10 amps. **BRAND NEW**. Boxed. **45/-**, post 3/6.

**"C" CORE TRANSFORMERS**. Pri. 230 v. 50 c.p.s. 510-0-510 at 275 mA. 375-0-375 at 83 mA. 6.3 v. at 9 A. 6.3 v. at 2A. (twice), 6.3 v. at 1A. (twice), 6.3 v. at 1.5A. 6.3 v. at 0.5A., 5 v. at 3A. 6 1/2 x 6 x 7 1/2 in. high. Weight 25 lb. Removed from equipment but in perfect condition. **32/6**. Carr. 5/6.

**ADMIRALTY HT TRANSFORMERS** Pri. 230 v. 50 c/s. Secs. 620-550-375-0, 375-550-620 v. (620 and 550 v. 200 m/amps. 375 v. 250 m/amps.), plus two 5 v. 3 amp. rectifier windings. Total rating 278 VA. Upright mtg. Wt. 25lb. Made 1953. **BRAND NEW**. Original boxes, **45/-**

**CO-AXIAL RELAYS (Switch Type 78A)**. Simultaneously switch two separate inputs to alternative outputs. 24 volt D.C. coils (can be hand operated). Size (approx.) 5 x 3 x 3 in., **8/6**. Post 1/6.

**PRECISION RESISTORS**. One Megohm 1% 1 watt wire wound, ex-U.S.A. **BRAND NEW**. **10/6** per dozen.

**MULLARD C. & R. BRIDGES**. 0.1 ohm to 10 Megohms in 4 ranges; 10 pFd. to 10 mFd. in 3 ranges; Calibrate, Open Bridge, and % ranges. For 100/250 v. A.C. mains. Tested and guaranteed. **£8/15/-**. Post 3/6.



## AR-88 RECEIVERS

One of the finest communications receivers ever made. Those we offer are in superlative condition, thoroughly checked and tested as regards calibration, alignment and sensitivity. Personal shoppers can see for themselves that we have the finest receivers on the market. Those unable to choose their receiver personally can rely on our integrity to send them a first class set for **ONLY £35**.

### RCA AR-88 SPEAKERS

A high quality 3 ohm unit fitted into heavy gauge black crackled steel cabinet, size 10 1/2 x 11 1/2 x 6 in. Fitted with rubber feet and 6ft. lead. Ideal for extension speaker. CR 100, etc. In original cartons. **BRAND NEW, 45/-**. Post 3/6.

### MARCONI CR100

Still one of the finest surplus communication receivers. Ready for immediate use on A.C. mains. Of new appearance, completely overhauled and in perfect working order. Later model with noise Limiter, **£25**. Carr. England and Wales **30/-**. Send S.A.E. for full details.

### RECEIVERS R-1155B

A first-class 10-valve Communications receiver, covering 75 Kc/s. to 18 Mc/s. (16.2-4,000 m.) in 5 bands. The large scale and superior dual ratio slow-motion drive make tuning easy and the R.F. stage and 2 I.F. stages ensure world-wide reception. All the receivers we sell have been thoroughly overhauled, completely realigned and are in first-class working order. **ONLY £9/19/6**.

**A.C. MAINS POWER PACK OUTPUT STAGE**. In handsome black crackled steel cabinet to match the R-1155. Fitted with RCA Bin. speaker. Just PLUG IN and switch on! Only the finest quality components are used and we guarantee OUR power packs for 6 months. **ONLY £6/10/-**. Deduct 10/- when purchasing receiver and power unit together. Send S.A.E. for further details or 1/3 for 10-page illustrated booklet giving technical data and circuits etc. (Free with each receiver.) Add 10/6 carriage for receiver, 5/- for power unit.

### MARCONI VALVE VOLTMETERS



Ranges: 0 to 1.5, 5, 15, 50, and 150 volts. Fitted with probe unit for RF measurements.

A.C. mains operation. In good condition and working order. A laboratory instrument for **ONLY £8/19/6**. Carr. 7/6.

### SIGNAL GENERATOR I-196A

An American instrument with a continuous frequency range of 100 to 156 Mc/s. which was used for the alignment of the SCR-522, etc. There is provision for crystal control. A fixed I.F. generator at 12 Mc/s. is incorporated which requires a 6 Mc/s. crystal. (Crystals are not included.) Operation is from internal A.C. mains power unit (115 v.) or batteries. Contained in handsome wooden transit case 25 x 19 x 10 in. **69/6**. Carr. 10/6.

**T.C.C. VISCONOL CONDENSERS**. 8 mfd. 800 v. D.C. w/kg. at 71 deg. C. CP152V. Size 3 x 1 1/2 x 5 in. high. **BRAND NEW**. Boxed 8/6 each, post paid. 4 mfd. 600 v. w/kg. CP 130T, 4/6 each, post paid.

**MINIATURE RELAYS (ALL BRAND NEW and BOXED)** G.E.C., sealed, wire ends, 670 2M2B H/D M1095 ..... 8/6  
G.E.C., sealed, wire ends, 670 Q, 2 H/D makes, M1099 ..... 15/-  
G.E.C., sealed, wire ends, 5,000 Ω 2 c/o., plat., M1052 17/6  
Siemens High Speed IK + IK Ω, 1 c/over ..... 10/6

### GIANT COMPONENT PARCEL

Contains 100 1/4 and 1 watt resistors, 50 Hi stab resistors, wire wound resistors, carbon and W/W pots, 100 capacitors (mica, paper, Sprague, bias, variable, etc.), valveholders, tag strips, metal rectifiers, sleeving, etc. All components are unused. **GUARANTEED VALUE, 25/-** plus 2/6 post.


### UNISELECTORS

25 Position, 8 bank double wipers. 24-volt operation. Removed from brand new equipment, **62/6**. Post 1/6.

## CHARLES BRITAIN (Radio) LTD.

11 UPPER SAINT MARTIN'S LANE LONDON, W.C.2 TEMple Bar 0545

Near Leicester Sq. Station. (Opposite Thorn House) Shop Hours: 9-6 p.m. (9-1 p.m. Thursdays). Open all day Saturday.



### AVOMETER MODEL 7

**AVO MODEL 7 £12-10-0**  
**AVO MODEL 8 £17-10-0**

All meters are in perfect working order and first-class condition. Complete with batteries, leads and instructions. Please add 5/- for registered post and packing.

### BC221 FREQUENCY METER

125 kc/s. to 20 mc/s. This crystal controlled heterodyne frequency meter is too well known to need further description. Those we offer are complete with correct individual calibration book and are carefully tested and guaranteed. Condition **£16/-/-** is very good.

**INFRA-RED MONOCULAR**. See in the dark. Sealed unit with focusing eyepiece and incorporating Caesium cell and push-button operated Zamboni pile. Brand New in superb hide binocular type carrying case. Sold for experiment and not guaranteed working. **10/-**. Post 3/6.

### AIRCRAFT CINE CAMERA G45.

Takes 25ft. of 16 mm. film. 16 frames per sec. Complete with 24 v. motor and lens. **29/6**. Post 3/6.

### GAUSS METERS

American type TS-15/AP. Made by Marion Electric for M.I.T. Radiation Lab. AS NEW. **£7/10/-**.

### D.C./A.C. CONVERTERS.

Input 12 v. D.C. Output 230 v. 50 c/s. A.C. at 135 watts. Fitted with 0-300 v. A.C. 2 1/2 in. meter and slider resistor for voltage adjustment. In stout wooden carrying case with lid. Perfect working order. **£9/19/6**. Carr. 10/6.  
Input 24 v. D.C. Output 230 v. A.C. 50 c/s, 100 watts. In grey metal case. **BRAND NEW. 92/6**. Carr. 7/6.

### SANGAMO WESTON ANALYSER E772.

A useful multi-range meter. Thoroughly overhauled and in perfect working order. For full details see previous adverts. **£7/10/-**. Carr. 4/6.

### MICROAMMETERS

R.C.A. 0-500 microamps. 2 1/2 in. circular flush panel mounting. Dials are engraved 0-15, 0-600 volts. As used in the American version of the No. 19 set **BRAND NEW**. Boxed. **15/-**.

American 0-100 microamps. 2 1/2 in. square flush panel mounting. **BRAND NEW**. Boxed. **42/6**.

### MULTIMETERS

1,000 Ω/Volt A.C. and D.C. volts 0-10, 50, 250, 500 and 1,000 D.C. current 0-10, 0-100 mA. Ohms 0-2,000, 0-200K. Bakelite case size 5 1/2 x 3 1/2 x 2 1/2 in. Fully guaranteed with test leads, prods and internal battery.



**59/6**

# NEW! MINIATURE PANEL METERS



Precision built clear plastic miniature panel meters. Featuring d'Arsonval movements, jewelled bearing, silvered dials with black numerals and pointers. Accuracy 2% of full scale. 1.21/32in. square fronts, 1 1/4in. overall front to back. Require 1/4in. diameter round hole in panel. All have clear plastic fronts with zero adjustment screws.

"S" METER MODEL SR.2P. Standard "Ham" Signal strength indicator. Calibrated in "S" units from 0-9 with scale terminating in +10 to +30db calibrations. Additional full scale calibrations of 0-5 +0-10 in linear scale divisions. A "mast" for radio amateurs for conversion of any Communication Receivers with AVC action to give calibrated signal strength action. 35/-  
 VU METER MODEL VR.1P. Calibrated and damped in accordance with standard VU Meter Practice. Upper scale reads -20 to +3VU. Lower scale reads 0-100% modulation. Uses precision carbon film multiplier resistor and full wave rectifier. 42/6  
 DC MICROAMMETERS. Model MR.25, 0 to 50µA. 39/6. Model MR.250, 0 to 500µA. 32/6.  
 DC MILLIAMMETER Model MR.21, 0 to 1 mA. 27/6.  
 All Models Individually Boxed and Fully Guaranteed. P. & P. 2/6 each.

## TELEPHONE PICK-UP COILS



MODEL FC-8 Induction Pick-up coil enabling conversations to be picked up without tapping of wires or special telephone circuits. Simply place telephone on the pick-up platform and connect lead to the input of any medium gain amplifier or direct to any tape, disc, or wire recorder. Brand new complete with 5ft. shielded cable. Requires no Electrical connections—offers virtually unlimited use. ONLY 16/-. P. & P. 1/6.

## THREE WAY CRYSTAL MICROPHONE MODEL 100.C



ONLY 32/6

P. & P. 2/6

Response: 60-10,000 c.p.s.  
 Output Level: — 52 db.  
 Built in on/off switch. Omnidirectional head. Satin chrome finish. Complete with 7ft. shielded cable, stand adaptor and Lavalier Cord.

## SIGNAL GENERATOR SWO-300

Freq. Range: 150 kc/s-150 Mc/s on fundamentals (6 bands), 150 Mc/s-300 Mc/s on harmonics. Calibration accuracy within ±1 per cent. Modulation internal and external. Attenuation: To—40 db. Output: Facilities for high and low. Power Supply: Internal 230 v. A.C. Size: 7 x 10 x 5in. Complete with test leads and instruction manual. ONLY £14/19/6. Carr. 5/6. Fully guaranteed.



## A.R. 88D RECEIVERS

Frequency coverage 550 kc/s to 32 Mc/s specially fully reconditioned and in perfect working order. ONLY £35. Carr. 30/-.

## LAPEL MICROPHONE 178

Precision engineered Crystal Microphone—for lapel or hand use. Only 1 1/4in. dia. Exceptionally sensitive. Chrome-plated case and clip. 5ft. shielded cable, Only 17/6. P. & P. 1/-.



## PORTABLE MAINS SOLDERING IRON S.P.I.

30 watt. Designed for lightweight applications. High stable heat characteristics assure long life and safety in use. Features a removable handle that may be used to cover the tip and barrel to permit the iron to be carried safely even while hot. Complete with vinyl bag, mains lead and plug. 18/9. P. & P. 1/3.



## HI-FI HEADPHONES

Uses high quality permanent magnetic speakers with regular voice coil. The padded chamois ear-muffs give correct spacing for optimum acoustic load, giving finest music and voice reproduction. ONLY 25/-. P. & P. 1/6



## EP.10K MULTI-METER



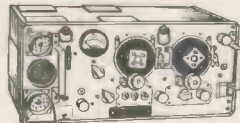
10,000 O.P.V. on BOTH A.C. and D.C. Ranges: D.C. Voltage: 0-6-30-120-600-1,200 v. (10,000 o.p.v.). A.C. Voltage: 0-6-30-120-600-1,200 v. (10,000 o.p.v.). D.C. Current: 0-120µA, 0-12-300 mA. Resistance: 0-20K, 0.2 Meg. (150 ohm, 15K at centre scale). Capacitance: 0.005 to 0.15µF (at A.C. 6 v.). Decibels: —20 to ±63db (600 ohms 1 mW., odsm=0.775 v.). Accuracy: D.C. voltage and current ±2% f.s. A.C. Voltage ±4% f.s. Resistance ±3% of total scale length. Size: 4 1/2in. x 3 1/2in. x 1in. Complete with test leads, battery and instructions. £5/19/6. P. & P. 3/6.

## PM.242 POWER MEGAPHONE

New lightweight portable transistorised megaphone. Features removable microphone for remote operation. Extreme battery economy despite high sound volume output. Features pistol grip switch, lightweight spun aluminium horn. Weight only 4lb. £14/10/-. Post paid.



## WIRELESS SET No. 19



Incorporates TX/RX covering 2-8 Mc/s. (37.5 — 150 metres), and intercom. amplifier. Complete with 15 valves, 500 micro-amp. check and tuning meter, circuits and instruction book. ONLY 65/-. Carr. 10/-.

## SUB-MINIATURE TRANSFORMERS

Here is outstanding value in transistor transformers consisting of one Driver Transformer and one Output Transformer. Ideal pair for miniature transistor portables, etc. Driver Model LT44: Primary: 20k. Secondary: 1k. Centre Tapped. Ratio: 5:1. Output Model LT700: Primary: 1.2K. Centre Tapped. Output: 3.2 ohms. Ratio: 20:1. ONLY 9/6 per pair. P. & P. 1/6.



## PERSONAL EARPHONE

A really sensitive dynamic earphone of exceptionally fine quality. Provides clear reproduction of music as well as speech. Fully guaranteed and complete with ear insert, 3 feet cord sub-miniature plug and socket. Model CR.5 Crystal Earpiece, high imp., Model MR.4 Magnetic Earpiece, low imp. 8/- each. POST 1/-.



## RH-20 RADIO HEADPHONES

Hi-impedance-2,000 ohms-general use headset. Black and Ivory plastic cased electro-magnetic units with adjustable head-band for comfortable fit. Individual listening for all types of applications. Individually packed, with flexible cord attached. 14/6, post paid.



## SLIM RADIO PLUG AND SOCKET P.31

Two way, black bakelite, solder terminal plug. STURDY standard JACK SOCKET. Panel mounting, neat finish. 5/6 per pair. Post paid.



## U.S.A. DYNAMOTORS

manufactured by EICOR (as illus.). Input 12 v., output 400 v. at 180 mA. Size 7 x 4 x 4 1/2in. Brand new 45/-. P. & P. 3/6.




# TRANSISTOR TAPE RECORDER

Size only 6in. x 8 1/2in. x 2 1/2in. and weighs a mere 2 1/2lb. Fully transistorised complete with mike, earphone, built-in speaker and amplifier. Powered by three inexpensive batteries. Twin track recording at 3 1/2 I.P.S. for maximum economy. Records and plays for over one hour on standard 3in. reel. (34 minutes each track.) The RA.11 is a precision miniature tape recorder which slips easily into a brief case or handbag. Utilises advanced transistor circuitry and built-in 2in. x 3in. P.M. speaker and amplifier. Engineered for ease of operation. All controls are accessible on front panel. The magnificent two-tone plastic and metal case features a carrying handle and snap open top for fast, easy tape loading. Complete with batteries, tape and accessories.

ONLY 15 gns.

Post paid.



MODEL RA.11

Mail Orders:  
 (DEPT. W.) 32a COPTIC STREET,  
 LONDON, W.C.1



Callers:  
 87 TOTTENHAM COURT ROAD,  
 LONDON, W.1. MUS. 9606

# Wilkinsons

EST. 1921

## RELAYS P.O. TYPE 3000

Built to your own specification  
Keen Prices  
Quick Delivery  
Contacts up to 8-Changeover

KEY SWITCHES  
Various P.O. types ex. stock.



## MINIATURE RELAYS


Siemens High Speed Sealed 2.20+2.20	H96A	15/6	S.T.C. and G.E.C. Sealed 700Ω	2 C.O.	4184GD	19/8
500Ω+500Ω	H90D	27/6	2500Ω	1 make HD	4180EE	22/6
1700Ω+1700Ω	H96E	25/-	180Ω	2 m 2 b	M1087	19/6
Siemens High Speed Open 100Ω+100Ω	H85N	15/-	670Ω	4 C.O.	M1092	21/6
1000Ω+1000Ω	H95A	17/6	2500Ω	1 C.O.	M1022	22/3
			5000Ω	2 C.O.	M1052	25/-

Comprehensive range available from stock.

## MAGNETIC COUNTERS

Counting to 9999.

2-6 v. D.C. 15/- each, post 1/6.  
75-120 v. D.C. 15/- each, post 1/6.  
HIGH SPEED TYPE No. 100c.  
100-120 v. D.C. 35/-, post 1/6.



**ROTARY CONVERTER.** Input 24 v. D.C. Output 220 v. A.C. 250 watts. Pedestal type with D.P. Ironclad switch. **BRAND NEW, £17/10/-, carr. 15/-.**

**ROTARY CONVERTERS.** Input 12 v. D.C. Output 230 v. A.C. 50 cy. 135 watts. The ideal job for T.V. and tape recorders where A.C. mains are not available, £8/10/-, cge. 10/- Also available with 24 v. D.C. input at same price.

**BATTERIES.** Portable Lead Acid type, 6 volts 125 ampere hours. In metal case 1 1/2 in. x 6 in. x 1 1/2 in. (Two will make an ideal power supply for our 12 volt Rotary Converters). Uncharged £6/10/- each, carriage 15/- 24 volts 85 ampere. £14 each, carriage 15/-

**NIFE BATTERIES.** Nickel Cadmium, 6 volts 75 amps. Crated and connected. Brand new £7/10/-, cge. 15/- Special inter-crate connector supplied free with two batteries

**WESTALITE BATTERY CHARGERS.** Made by Westinghouse (type BC14-0/40). Input 200/250 v. A.C. will charge 6 volt or 12 volt batteries at 0/40 amp. Coarse control switch with eight positions and fine control switch with four positions including "off." Built-in 0/10 ammeter. Fused A.C. and D.C. grey enamel finish, dimensions 2 1/4 in. x 4 1/4 in. x 1 3/8 in. £45 each.

**TELEPHONE SET TYPE "A."** Ringing and speaking both ways on a four-core cable. Carries the voice loudly and clearly over any distance. Two handsets are supplied as illustrated and the set is complete with Pushes, Buzzers, Battery, Plugs and Sockets. Suitable 4-core PVC cable 10d. per yard. Price 78/- set, post 3/6.

**TELEPHONE SET TYPE "K."** The most compact telephone set available as the 4 1/2 in. flat battery and buzzer is built-in to the hand instrument. Ringing and speaking both ways on twin wire. Instrument is complete with 5ft. flex. Easily hangs on the wall. Set of two instruments, £5/10/-, post 3/6. Two core flex 3d. yard.

**FANS INDUSTRIAL TYPE.** 230/240 volt A.C. Capacitor Motor, 16in. blades, adjustable louvres, filter. Ideal for paint shop. Brand new, £20, cge. 25/-

**AIR BLOWER** powered by a 230 v. A.C. motor, 15in. fan. Volume of free air at max. r.p.m. is 1,250 cu. ft. per min. At maximum efficiency 900 cu. ft. per min. Brand new £25, carriage 30/-

**AUTO CABLE** waterproof. Single. 14/36. 20/- per 100 yds., post 1/6.

**PUMP** Electrically Driven by a 24 v. D.C. motor. Works efficiently on 12 v. Totally enclosed, self lubricating driven through 4 to 1 reduction gearbox delivering 60 g.p.h./30lb./sq. in. Inlet and outlet unions 1/2 BSP 37/6, post 2/6.

**CERAMIC WAFER SWITCHES.** Full list available.  
1 Bank 1 pole 3-way ... 4/6 each  
1 Bank 1 pole 6-way ... 5/6 each  
1 Bank 2 pole 2-way ... 5/6 each  
2 Bank 1 pole 11-way ... 12/6 each  
2 Bank 1 pole 12-way ... 7/6 each

2 Bank 2 pole 4-way ... 10/6 each  
3 Bank 1 pole 11-way ... 18/- each  
3 Bank 6 pole 2-way ... 7/6 each  
3 Bank 4 pole 3-way ... 7/6 each  
4 Bank 2 pole 4-way ... 18/6 each

Others including Paxolin types, 1 Bank 3/6, 2 Bank 5/-, 3 Bank 6/6, post 1/-

**HEADPHONES.** High resistance 4000Ω with cords 17/6, post 1/6.

**SELENIUM METAL RECTIFIERS**  
Charging Rectifiers. Full Wave Bridge. 12 Volts 3 Amps. .... 16/6 each  
12 Volts 1 Amp. .... 8/6 each  
12 Volts 2 Amps. .... 13/6 each

12 Volts 4 Amps. .... 20/- each  
12 Volts 6 Amps. .... 22/6 each

**MAINS TRANSFORMERS** to suit above rectifiers.  
12 Volts 1 Amp ..... 12/6 each  
12 Volts 2 Amps CT109 ... 24/- each  
12 Volts 4 Amps CT107 29/6 each  
12 Volts 4 Amps ..... 25/- each

**1/4 H.P. CAPACITOR MOTORS**  
230/240 volts, 50 cycles, 1420 r.p.m. 1/4 in. shaft on Standard foot mounting or with 1/2 in. shaft, resilient mounting. Either type, £5/10/-, carriage 10/-

**VACUUM PUMP AND COMPRESSOR.**  
Edwards type IV, 1/4 in. shaft, complete with flywheel, couplings, oil filter and union, £6/10/-, post 3/6.



## METERS GUARANTEED

F.S.D.	Size	Type	Price
100 Microamp	3 1/2 in.	MC/FR	80/-
50 Microamp	2 1/2 in.	MC/FR	75/-
250 Microamp	2 1/2 in.	MC/FR	40/-
500 Microamp	2 1/2 in.	MC/FR	37/6
1 Milliamp	2 1/2 in.	MC/FR	35/-
2 Milliamp	2 1/2 in.	MC/FR	25/-
30 Milliamp	2 1/2 in.	MC/FR	25/-
100 Milliamp	2 1/2 in.	MC/FR	25/-
200 Milliamp	2 1/2 in.	MC/FR	25/-
1 Ampere	2 1/2 in.	MC/FR	35/-
3 Ampere	2 1/2 in.	MC/FR	35/-
5 Ampere	2 1/2 in.	MC/FR	35/-
10 Ampere	2 1/2 in.	MC/FR	35/-
20 Volts	2 1/2 in.	MC/FR	35/-
30 Volts	2 1/2 in.	MC/FR	35/-
40 Volts	2 1/2 in.	MC/FR	35/-
500 Microamp	2 in.	MC/FR	25/-
1 Milliamp	2 in.	MC/FR	27/6
5 Milliamp	2 in.	MC/FR	27/6
10 Milliamp	2 in.	MC/FR	27/6
20 Volts	2 in.	MC/FR	27/6
30 Volts	2 in.	MC/FR	27/6
40 Volts	2 in.	MC/FR	27/6
15 Amps	2 in.	MC/FR	15/-
3 Amps	2 in.	MC/FS	27/6
5 Amps	2 in.	MC/FS	27/6
30-0-30 Amps	2 in.	MC/FR	17/6
50-0-50 Amps	2 in.	MC/FS	17/6
500 Milliamps A.C.	3 1/2 in.	MI/FR	40/-
25 Amps D.C.	2 1/2 in.	MI/FR	7/6
50 Amps A.C.	4 in.	MI/F or PR	65/-
300 Volts A.C.	2 1/2 in.	MI/FR	25/-



Postage on meters 1/6



New Taylor pocket-size Multimeter Model 127A, 20,000 ohms per volt, 20 megohms, 20 ranges, A.C. & D.C. £10. Post 2/6. Complete list of meters available.

**FREQUENCY METERS.** 45-55 cycles per second, 230 volts, 6in. dia. Flush Round. Brand new in maker's box. £10/10/-, post 3/6.

**METER RECTIFIERS** 1 M.A., 5 M.A., F.W. bridge, 8/6, post 6d.

**AMMETER.** 0-3 amp. D.C., by Turner, MC/FR, 6in. 90/-, post 8/6.

**MICROAMMETER.** 250 F.S.D. 3 1/2 in. F.R. Sangamo Mod. S37. Scaled for valve voltmeter. Circuit available free, 55/-, post 1/6.

**UNI-PIVOT GALVANOMETER,** by Cambridge Instruments, 50-0-50 microamps, dia. 4in. Knife pointer, mirror scale. Complete with leather carrying case. Ideal for laboratory use, £10, carriage 3/-

**PORTABLE VOLTMETER.** 0-180 volts A.C./D.C., accuracy within 2%, 8in. mirror scale, knife pointer, in polished case. A precision moving iron instrument at a very low price, £4/19/6, post 3/6.

**PORTABLE AMMETER.** 0-3 amp. A.C./D.C. 3in. scale in case with handle, 35/-, post 2/6.

**AVO TEST BRIDGES.** 220/240 volt A.C. Measure capacities from 5 pf. to 50 mfd. and resistances from 5 ohms to 50 megohms. Valve voltmeter range 0.1 to 15 volts and condensers leakage test, £9/19/6, post 3/-

**RACKS—POST OFFICE STANDARD.** 6ft. high with U-channel sides drilled for 19in. panels, heavy angle base.

**SLYDLOK FUSES.** 15 amp. with rewirable cartridge fuse. Latest type G16 M.M. Complete with studs, nuts and washers, 3/6 each, post 6d. Also available 100 amp., type M.M. G 99, 14/6, post 1/-

**T.C.C. CONDENSERS.** Paper block type, 6 mfd. 400 v. A.C. wkg., 12/6, post 2/6. 1 mfd., 10 kv. 65/- each. All types of condensers available—send for list.

## RESISTORS EX STOCK, IN QUANTITY WIRE WOUND, HIGH STABILITY CARBON ETC., BEST MAKES AT LOWEST PRICES

**AMAZING OFFER!!**  
**POWERFUL 6-12 v. D.C.**  
**MINIATURE MOTORS.**  
OFFERED AT A FRACTION OF MAKERS PRICE

**MINIATURE PRECISION MOTOR,** 12 v. D.C. Size 1 1/2 in. x 1 1/2 in. diam. Latest development. Extremely powerful with low consumption. Weighs as little as two ounces and totally enclosed in polythene protective case. Three-position switch: forward, reverse and stop.

7,000 r.p.m., self lubricating and long life sintered bronze bearing, 15/6, post 9d. Ask for free length of polythene flexible drive.

**ATTENTION ALL MANUFACTURERS. ONE-HOLE FIXING SWITCHES.** Single-pole change-over 3 amp., 250 volts A.C. 1/6 each, 12/- doz., £37/10/- per 1,000. Ask for quotation for 5,000 or upwards. 100,000 available from stock now!

**SOLENOIDS** suitable for remote control, mechanical indicators, etc. 12v. D.C., 400 mA., 30Ω, 3 1/2 in. arm, 3in. movement, 5/- each, post 1/6.

**TERMINAL BLOCKS.** 2-way 4/- doz., or box of 50 for 15/-, 3-way 8/- doz., 50 for 22/6, post 1/6.

**HEAVY DUTY SWITCHES** suitable for switchboards. Carries over 100 amps. Consists of 2 S.P.C.O. coupled, 50/- pr., post 3/-, or separately at 25/-, post 3/-

**SATCHWELL THERMOSTATS** adjustable between 70°-190° Fahrenheit. 0-440 v. A.C., 20 amps., 1 1/2 in. stem. Fitted cover, 25/-, post 2/6.

**ROOM THERMOSTAT.** Adjustable between 45 and 75 deg. Fahr., 250 v. 10 amp. A.C. Ideal for greenhouses, etc., 35/-, post 2/-

**CATHODE-RAY TUBES.** VCR 139A, 2 1/2 in. diam., 30/-, post 3/-

**MORSE KEYS.** Totally enclosed in Bakelite case with easy access for all adjustments. Shrouded terminals. Overall size 5in. x 1 1/2 in. x 2in. with mounting holes, 10/6. Post 1/-

**REMOTE CONTROL SWITCH.** Double-Pole Changeover contacts, in tubular hand operated bakelite case, 4in. x 1 1/2 in. 5/- each. Post 1/-

**L. WILKINSON (CROYDON) LTD.**  
**19 LANSDOWNE RD. CROYDON SURREY**  
Phone: CRO 0839 Grams: WILCO CROYDON

REDUCTIONS IN MULLARD TRANSISTORS

Table listing Mullard transistors such as OC19, OC35, OC44, etc. with their respective prices.

A SPECIAL OFFER OF SIX MULLARD TRANSISTORS

- 1 OC44
2 OC45
1 OC81D
2 OC81

Only 42/6 set

EDISWAN TRANSISTORS

XAI04 12/- ea. XAI03 10/- ea. XBI02 6/6 ea.

P.W. TRANSISTOR "SIX" PRINTED CIRCUIT VERSION

All components available from stock. Special price reduction for a complete kit £8/15/-.

Table listing components for the P.W. Transistor kit, including coil set, driver transformer, output transformer, etc.

All above components are brand new and are fully guaranteed.

RE-GUNNED TELEVISION TUBES

Super-Screen TV tubes with a 12 months' guarantee. Tubes all types 12in.-14in. £4/5/-.

TAPE DECKS

COLLARO STUDIO TAPE TRANSCRIBER

3 motors, 3 speeds: 1 1/2, 3 1/2, 7 1/2 i.p.s., take 7in. spool. Push-button controls. PRICE £12/12/-.

LATEST B.S.R. "MONARDECK" SINGLE SPEED

3 1/2 i.p.s., takes 5 1/2in. spools. Simple controls, £8/8/-.

MICROPHONES

\* Acs mic., 39/1. Crystal stick microphone for use as a hand, desk or floor stand unit.

\* Acs mic. 40, as supplied with modern tape recorders with a folding rest and 8ft. lead.

\* GBS Microphone, pencil stick type fitted with muting switch, 32/6.

\* T.S.L. Crystal "Stick" microphone. Model MX3, for general purpose use, complete with table stand, 45/-.

\* T.S.L. Moving Coil Microphone, for high or low impedance. Brown and cream plastic case with a fold-in table rest, 6ft. cable and a standard 3-way connecting continental plug, £4/4/-.

AUTOMATIC RECORD PLAYER UNITS

B.S.R. Monarch UA8, 4 speed unit, fitted the B.S.R. Full/Fi cartridge, £6/15/-.

Garrard 210, 4 speed unit, arm wired for stereo, fitted with GC8 monaural cartridge, £10/19/6.

Garrard Laboratory Series Auto turntable type A, can be supplied with or without base, and cartridges to your specification, prices from £21/1/5.

Collaro, the latest Collaro Studio automatic record changer, 4 speed unit, finished in cream, fitted with turn-over cartridge, £7/19/6.

SINGLE RECORD PLAYERS

E.M.I. Single Player, 4 speed with automatic stop, fitted with AcoS Stereo turnover cartridge, £6/19/6.

E.M.I. 985 Turntable Unit for the Home Constructor. Robust and Reliable. Heavy 8 1/2in. dia. metal turntable. Ivory finish with attractive turntable mat in brown.

Collaro Junior, 4 speed turntable and pick-up. Complete with crystal cartridge and sapphire styli. Finish cream with maroon turntable mat and speed control.

RM1 5/3. RM2 6/9. RM3 7/6. RM4 13/6. RM5 19/6. 14A86 19/6. 14A97 19/6. 14A100 19/6. LW7 17/6. 18RA 1-1-16-1 6/-.

RECTIFIERS

RM1 5/3. RM2 6/9. RM3 7/6. RM4 13/6. RM5 19/6. 14A86 19/6. 14A97 19/6. 14A100 19/6. LW7 17/6. 18RA 1-1-16-1 6/-.

LOUDSPEAKERS

ALL BRAND NEW

Table listing various loudspeakers such as 2 1/2in. square Rola C25, 2 1/2in. square EMI, etc. with prices.

RECORDING TAPE

Special offer of Top quality recording tape 3 1/2in. spool 200ft. 5/3; 5in. spool 600ft. 13/9; 5 1/2in. spool 850ft. 18/6; 7in. spool 1,200ft. 23/9.

Extra-play tape 3 1/2in. spool 300ft. 7/-; 5in. spool 900ft. 21/-; 5 1/2in. spool 1,200ft. 26/6; 7in. spool 1,800ft. 37/6.

Empty spools. 3 1/2in. 1/6; 5in. 2/-; 7in. 3/-.

"RADIO VALVE DATA" COMPILED BY WIRELESS WORLD. SEVENTH EDITION. Characteristics of 4,800 valves, transistors, rectifiers and cathode ray tubes. 6/- each. Post 6d.



VALVES BY RETURN POST

Large table listing various vacuum tubes (AZ1, AZ31, etc.) and their prices.

HENLEY SOLON SOLDERING IRONS

65 watt, with oval bit, 29/- each; 65 watt, with pencil bit, 30/8 each; 25 watt, instrument model, 24/- each.

MINIATURE EARPHONES FOR POCKET TRANSISTOR RADIOS

High quality and remarkably sensitive. Complete with transparent ear-insert, 3ft. cord, sub-miniature jack and socket.

LIGHTWEIGHT SOLDERING IRON

Model No. SP-1 40 watt Portable Hand Soldering Iron, the latest—smallest—coolest 30-watt iron available especially suited for precision wiring.

CATALOGUE

OUR 1961 CATALOGUE IS NOW AVAILABLE. PLEASE SEND 1/- IN STAMPS FOR YOUR COPY. TRADE CATALOGUE ALSO AVAILABLE. PLEASE ATTACH YOUR BUSINESS LETTER HEADING.



103 LEEDS TERRACE, WINTOWN STREET, LEEDS 7

TERMS: Cash with order or C.O.D. Postage and packing charges extra, as follows: Orders value 10/- add 1/-; 20/- add 1/6; 40/- add 2/-; £5/5/- add 3/-, unless otherwise stated.

# OSCILLOSCOPE FOR D.C. & A.C. APPLICATIONS




Engineered to precision standards, this high-grade instrument is made available at the lowest possible price, incorporating the essential features usually associated with luxury instruments. This "SCOPE" will appeal particularly to Service Engineers and Amateurs. A high gain, extremely stable differential Y-Amplifier (30 mV/C.M.). Provides ample sensitivity with A.C. or D.C. inputs. Especially suitable for measurement of transistor operating conditions where maintenance of D.C. levels is of paramount importance. Push-Pull X amplifier; Flyback suppression; Internal Time base Scan Waveform available for external use; pulse/output available for checking T.V. Line O/P Transformers, etc.; Provision for external X 1/2 and CRT. Brightness Modulation. A.C. mains 200/250 v. £15/15/- plus P. & P. 7/6 or deposit, plus P. & P. 7/6 and 12 monthly payments of 28/6. FULL 12 MONTHS' GUARANTEE INCLUDING VALVES AND TUBE

external X 1/2 and CRT. Brightness Modulation. A.C. mains 200/250 v. £15/15/- plus P. & P. 7/6 or deposit, plus P. & P. 7/6 and 12 monthly payments of 28/6. FULL 12 MONTHS' GUARANTEE INCLUDING VALVES AND TUBE

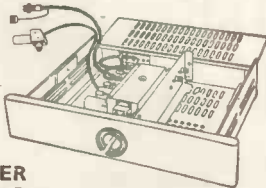
## ALIGNMENT ANALYSER TYPE MC12

A.C. MAINS 200/250 volts. Provides:— "WOBBULATOR" (SWEEP FREQUENCY) OPERATION, for FM/TV alignment linear frequency sweep up to 12 Mc/s. From 400 Kc/s.—80 Mc/s. CAPACITANCE MEASUREMENT. Two ranges provided 0-60 pf. and 0-120 pf. SPECIAL FACILITY enables true resonant frequency of any tuned circuit I.F. transformer, etc. to be rapidly determined. Cash price £6/19/6 and 5/- P. & P. E.P. terms 25/- deposit and 5/- P. & P. and 6 monthly payments of 21/6.



## CHANNEL TUNER

Will tune to all Band I and Band III stations. BRAND NEW by famous manufacturer. Complete with P.C.C. 84 and P.C.F. 80 valves (in series) I.F. 16-19 or 23-38. Also can be modified as an aerial converter (instructions supplied). Complete with knobs.



32/6 Plus 3/6 P. & P.

## HEATER TRANSFORMER

To suit the above, 200-250 v. 6/- plus 1/6 P. & P.

## B.S.R. MONARCH UA8 with FUL-FI HEAD



4-speed plays 10 records 12in., 10in. or 7in. at 16, 33, 45 or 78 r.p.m. Intermixes 7in. 10in. and 12in. records of the same speed. Has manual play position; colour brown. Dimensions: 12 1/2in. x 10 1/2in. Space required above baseboard 4 1/2in., below baseboard 2 1/2in. Fitted with Full-Fi turnover crystal head. £6/19/6. Plus 5/- P. & P.

STEREO HEAD £7/19/6 Plus 5/- P. & P.

## LINE E.H.T. TRANSFORMER

With built-in line and width control. 14 KV Scan Coil, 90in. deflection, on ferrite yokes. Frame O.P. transformer 600 pf. 18 KV. smoothing condenser. Can be used for 14in., 17in. or 21in. tubes.

Complete with circuit diagram

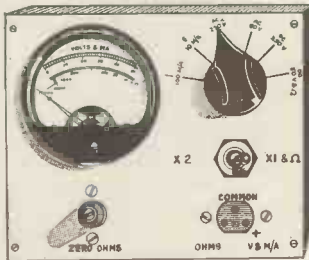
29/6 Plus 4/- P. & P.

As Above, but for 625 lines

£2.10 Plus 4/- P. & P.

FOCUS MAGNET suitable for the above (state tube), 10/- 2/6 P. & P.

## A.C./D.C. POCKET MULTI-METER KIT




2in. moving coil meter, scale calibrated in A.C./D.C. volts, ohms and milliamps. Voltage range A.C./D.C. 0-50, 0-100, 0-250, 0-500. Milliamps 0-10, 0-100. Ohms range 0-10,000. Front panel, range switch, wirewound pot (for ohms zero setting), toggle switch, resistor and rectifier. 19/6. P. & P. 1/6. Wiring diagram 1/-, FREE with kit.

## BATTERY RECORD PLAYER and AMPLIFIER

Incorporating 45 r.p.m. "Starr" motor, "Acna" crystal pick-up, 3 transistor push-pull amplifier complete with transistors. Output 500 milliwatts, 48/6 plus 3/6 P. & P.

## SIGNAL GENERATOR




Covering 100 Kc/s.—100 Mc/s. on fundamentals and 100 Mc/s. to 200 Mc/s. on harmonics. Metal case 10in. x 6 1/2in. x 5 1/2in., grey hammer finish. Incorporating three miniature valves and Metal Rectifier. A.C. Mains 200/250 v. Internal Modulation of 400 c.p.s. to a depth of 30%. Modulated or unmodulated R.F., output continuously variable 100 millivolts C.W. and mod. switch, variable A.F. output. Incorporating magic-eye as output indicator. Accuracy plus or minus 2%. Or 25/- deposit and 6 monthly payments of 21/6. Post & Packing 5/- extra.

£6/19/6

## SIGNAL GENERATOR


Coverage 120 Kc/s.—230 Kc/s., 300 Kc/s.—900 Kc/s., 900 Kc/s.—2.75 Mc/s., 2.75 Mc/s.—8.5 Mc/s., 8 Mc/s.—28 Mc/s., 16 Mc/s.—56 Mc/s., 24 Mc/s., 84 Mc/s. Metal case 10in. x 6 1/2in. x 4 1/2in. Size of scale 6 1/2in. x 3 1/2in. 2 valves and rectifier. A.C. mains 230-250 v. Internal modulation of 400 c.p.s. to a depth of 30 per cent. modulated or unmodulated R.F., Output continuously variable. 100 millivolts C.W. and mod. switch variable A.F. output and moving coil output meter. Grey hammer finish case and white panel. £4/19/6 Accuracy plus or minus 2%.



Or 25/- deposit and 4 monthly payments 21/6. P. & P. 5/- extra

## SIGNAL & PATTERN GENERATOR

£6/19/6 P. & P. 5/- Or 25/- deposit. P. & P. 5/- and 6 monthly payments of 21/6. Coverage 7/6 Mc/s.—210 Mc/s., in five bands, all on fundamentals slow motion tuning audio output. 8 vertical and horizontal bars, logging scale. In grey hammer finished case with carrying handle. Accuracy ±1% A.C. mains 200-250 v.



## MAINS TRANSFORMER

All with tapped primaries 200-250 volts 0-160, 180, 200 v., 60 ma., 6.3 v., 2 amps. 10/6, 350-0-350, 70 ma., 6.3 v. 1 amp., 6.3 v. 2 amp., 10/8, 250-0-250, 70 ma., 6.3 v., 2 amp. 10/6. Postage and packing on the above 3/-.

## 3-TRANSISTOR POCKET RADIO

INCORPORATING MINIATURE SPEAKER Plus GERMANIUM DIODE and PRINTED CIRCUIT



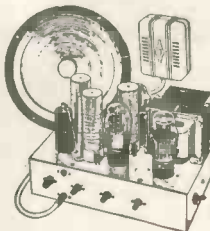
Size 3 1/2 x 4 x 3/8in. Incorporating Ferrite Rod Aerial. Two Surface Barrier Transistors and one Audio. Tunable over medium and long waves.

To build yourself 39/6 Plus 1/6 P. & P.

ALL PARTS SOLD SEPARATELY Circuit diagram 1/6, free with kit.

All transistors guaranteed 100%

## 5-VALVE AMPLIFIER IDEAL FOR SMALL HALLS



High power—high quality. 200/250 A.C. 2 inputs, mlke and gram bass and treble lifts. For use with Standard/L.P. Records. Two would be suitable for stereophonic. Ideal P.A. system, £3/19/6. P. & P. 1/6. CRYSTAL MIKE to suit, 15/- P. & P. 1/6. 8" PM SPEAKER to suit, 12/6. P. & P. 6/6.

## PORTABLE AMPLIFIER

On printed circuit for A.C. Mains 200/250 v. Size 4in. x 3in. with tone and volume control. Valves: ECL82 and EZ80. 39/6. P. & P. 2/6.

## RADIO AND T.V. COMPONENTS (ACTON) LTD.

23A, ACTON HIGH STREET, LONDON, W.3.

GOODS NOT DESPATCHED OUTSIDE U.K. ALL ENQUIRIES S.A.E. TERMS OF BUSINESS C.W.O.

**SPECIAL OFFER**  
6 MULLARD TRANSISTORS AND DIODE

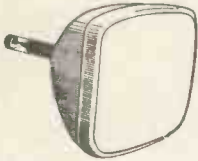
- 1—OC81D, 6/9 each
  - 2—OC81, 6/9 each
  - 1—OC44, 9/9 each
  - 2—OC45, 8/9 each
- and Diode, 1/9

**47'6**

Per Set

G.E.C. Types available  
POST FREE

**T.V. TUBES**



12 months' Guarantee.  
H.T. Terms available.  
Ins., carr., 15/6.

- 21in. .... 99/6
  - 17in. .... 90/-
  - 15, 14, 12in. .... 70/-
- £1 extra without old bowl, refundable if same received within 14 days.

**DUKE & CO.**  
(LONDON) LTD.  
621/3 Romford Road, Manor Park, E.12. ILF 6001/3  
Send for a FREE CATALOGUE

**VALVES**

Salvage Guaranteed

REPLACEMENT  
2/9 Each 30/- Doz.  
ILC6, 6AK8, 6AM6, 6C4, 6D6, 6F1, 6F12, 6F13, 6F14, 6K7, 6P15, 6K25, 6L18, 6LD, 6N7, 6P25, 6P28, 6SL7, 6SN7, 6SQ7, 6U4, 7A7, 7B7, 7Q7, 787, 10D1, 10F1, 12BE6, 12SQ7, EABC80, EBC41, ECC43, ECC91, EF39, EF41, EF50, EF51, EF92, EL32, EY61, KT81, KTW61, U22, UAF42, UCH42, UF41, UF42, UL41, UL46.  
5/9 Each 60/- Doz.  
6P6, 6K8, 6Q7, 6V6, 6X5, 6AB8, 6BW7, 12AU7, 12AT7, 12K7, 12K8, 12Q7, 12Z5, 20D1, 20F1, 20L1, 20P4, 30C1, 30FL1, 30L1, EBC33, EBF80, ECC31, ECC81, ECC82, ECC83, ECC84, ECF80, ECH35, EDL80, EL33, EL38, EL41, EL42, EZ40, EY86, PC84, PCF80, PCF82, PCL83, PL51, PL82, PL83, PY80, FY81, PY82, PZ30, U28, U404, UCH51, UV85, Z77, Z152.  
POSTAGE: On 1 valve—7d. On 6—1/6. On 12—2/6.

**"MONARDECK" Latest B.S.R.**  
Single Player. Simple controls. 3 1/2 lp.s., takes 5 1/2 in. spools. As advertised on T.V.  
**£6.10.0**

**SPEAKER SALE**  
**8/9 EACH.**



5, 6, 8 and 7x4in.  
Ex-manufacturer's salvage. Money Back Guaranteed. P. & P. 2/9.

**ELLIPTICAL SPEAKERS.** 15/9. New, slot type. 8x3 and 7x4in. P. & P. 2/9.  
**MINIATURE SPEAKERS** 16/9  
P. & P. 1/-.

**COMPLETE 17in. T.V.**

**£11-10-0**

An excellent 15valve ex-Rental Table model. Famous manufacturer. Tuned ITA/BBC. Guaranteed 12 months. Terms available. Personal collection advised. Special delivery rate by arrangement up to 50 miles, or despatched in 3 parcels for easy assembly 25/-.

**TAPE RECORDER** **£7.19.6**

Compact well designed 5 valve amplifier. Output 3.5 watts. Input for Microphone, Radio and Gram. Size 8 1/2 x 3 x 4 3/4 in. Ins., carr. 4/6.

**★ AMPLIFIERS ★**  
ALL PORTABLE  
12 MONTHS' GUARANTEE

**ACCESSORIES FOR TAPE AMP.**  
Dial plate including sockets and superimpose switch, 3/6. Knobs, 2/6.

**MK D2** **79/6**

Latest design incorporating negative feedback, giving 4 watts undistorted output. Valves: ECL82, and metal rectifier. Tone and volume control panel on flying leads. P. & P. 3/6.

**VACUUM ELECTRONIC LIMITED**  
**KEEPS YOU IN THE PICTURE**  
WITH THE  
**FINEST REBUILT CATHODE RAY TUBES**  
12 MONTHS GUARANTEE

- 12"—14" £4-15-0
- 15"—17" £5-5-0
- 21" £7-15-0

**15/-**

CASH WITH ORDER OR PRO FORMA, ADD 12/6 FOR CARRIAGE AND INSURANCE

ALLOWED ON RECEIPT OF OLD TUBE

DELIVERY FREE IN LONDON AREA

WRITE PHONE OR CALL  
**VACUUM ELECTRONIC LTD.**  
35, SACKVILLE STREET, LONDON, W.1.  
REGENT 6404

**KNOBBS** **BETTER STYLES** **BETTER RANGE**

SUPPLIERS OF MOULDED CONTROL KNOBS, TERMINALS, ETC. OVER SIXTY STOCK PATTERNS. ENGRAVING TO INDIVIDUAL REQUIREMENTS

**UNCLES BLISS & CO., LTD.**  
CHERRY ORCHARD RD, EAST CROYDON, SURREY  
TELEPHONE: CROYDON 3379/6390

**THE HIGH-FIDELITY MAIL ORDER SPECIALISTS**  
GOODS DESPATCHED BY RETURN  
**Carriage, Packing & Insurance (U.K.) FREE !!**

AMPLIFIERS . TUNERS . SPEAKERS . MOTORS . PICK-UPS . MICROPHONES  
GABINETS . TAPE RECORDERS

Quad, Leak, Rogers, Dulac, Armstrong, Chapman, Jason, Wharfedale, T.S.L., Goodmans, Garrard, G.E.C., Connoisseur, W.B. Collaro, Lenco, Acos, B. J. Philips, Lustraphone, Record Housing, Ferrograph, Vortexion, Brenell, Wearite, Tannoy, Lowther, Ronette, Fi-cord, etc.

Hire Purchase Terms available • "Comparator" Demonstrations

**WORLD WIDE EXPORTERS**  
★ OVERSEAS ORDERS SENT FREE OF PURCHASE TAX AND SHIPPED PROMPTLY AT MINIMUM COST ★

**C. C. GOODWIN (SALES) LTD.**  
(Dept. W.20) 7, THE BROADWAY, WOOD GREEN, LONDON, N.22  
Gallers Welcomed Tel. BOWes Park 0077/8



# PREMIER RADIO

23 Tottenham Court Rd., London. W.1. Tel: MUSEum 3451/2

AND AT 309 EDGWARE ROAD, W.1. TELEPHONE PADDINGTON 6963

## 4-SPEED PORTABLE SINGLE RECORD PLAYER

MAY BE BUILT FOR ONLY **9 GNS.** Plus 6/6 P. & P.

Consisting of:

- The new EMI 985 4-speed single Player ..... £4 9 6
- 2 valve Printed Circuit Gram. Amplifier ..... £2 15 0
- 8in. x 2½in. Elliptical Speaker £1 1 0

Portable Case—finished rexine covered red and white polka dot ..... £1 15 0

All items available separately if required.



## The SUPER 60

6-transistor Battery Receiver  
MAY BE BUILT FOR **£9.15.0** Plus 4/6 P. & P.  
Ever Ready PP10 Battery Extra 11/-.

- ★ STAR FEATURES—
- ★ Six 1st grade Mullard Transistors and one Diode.
- ★ Internal Ferrite Rod Aerial.
- ★ 7in. x 4in. Elliptical Speaker.
- ★ Printed Circuit.
- ★ 500 mW Push-pull Output.
- ★ Full medium and long waveband coverage.
- ★ Calibrated Direct Drive Dial Drive Assembly.

The Receiver is housed in an attractive contemporary mahogany finished cabinet trimmed with gilt, supported by gilt stands. The Receiver will operate for months on one 9-volt long-life battery. Instruction Book separately at 2/6 p.p.



- ★ Full point-to-point instructions supplied.
- ★ Dimensions 18in. x 7½in. x 8½in.



## 6-TRANSISTOR POCKET SUPERHET

MAY BE BUILT FOR **£8.19.6** Plus 2/6 P. & P.  
PP3 Battery extra at 2/6.

This Receiver uses the most up-to-date printed circuit method and construction is simplicity itself with the aid of the point-to-point instructions supplied, using 6 Transistors and one Diode and internal Ferrite Rod Aerial, with provision for Car Radio Aerial. Full medium and long waveband coverage and when constructed the Receiver is housed in an attractive leatherette Case size 6½in. x 4½in. x 1½in.

## THE NEW MODEL

## EP-10K POCKET MULTI-METER

10,000 O.P.V. ON A.C. & D.C.

Out-performs instruments many times its size and price



**FULL SCALE RANGES** PRICE  
DC Volts: 0-6; 0-30; 0-120; 0-500; 0-1200. **£5.19.6**  
AC Volts: 0-6; 0-30; 0-120; 0-500; 0-1200.  
DC Current: 0-120µA; 0-12M; 0-3000M.  
Resistance: 0-20K; 0-3 meg. Plus 2/6 P. & P.  
Decibels: -20 to +63 in five scales.  
Capacity: 50µF to 0.01µF and 0.01µF to 15µF.  
Output Ranges: 0-6; 0-30; 0-120; 0-500; 0-1200.  
Unbelievable bargain. Revolutionary new Multi Tester incorporating extra large 3½in. Meter Face, unique slide range selector switch which can be appreciated by the novice and engineer alike and can be carried conveniently in the pocket, also featuring an unusually sensitive 10K ohm per volt A.C./D.C. Meter, 1% precision resistance, and largest Meter ever placed on an instrument of this size. Complete with Test Leads and Battery, size 4½ x 3½ x 1½in.

## AMERICAN C.B.S. RECORDING TAPE

Brand new, fully guaranteed and with Leader Tape—  
600ft. on 5in. Spool ..... 16/6  
1,800ft. on 5½in. Spool ..... 25/-  
1,800ft. on 7in. Spool D.P. .... 42/6  
1,200ft. on 7in. Spool ..... 25/-  
1,800ft. on 7in. Spool L.P. .... 32/6  
Plus 1/- per Spool P. & P.

## BARGAIN OFFER!



## A COMPLETE SELF-POWERED FM TUNER

MAY BE BUILT FOR ONLY **£4.19.6** Plus 4/- P. & P.

This tuner has been designed to the highest possible modern standards with all the features found only in the more expensive Units and yet still within a price range that all can afford. No extras required.

- ★ STAR FEATURES
- ★ Self powered
- ★ EM84 Magic Eye Tuning Indicator
- ★ Permeability Tuning
- ★ Philips FM Tuning Unit
- ★ Absolutely no drift
- ★ Frequency coverage: 88-100 mc/s.
- ★ Two IF Stages and Discriminator
- ★ OA 81 balanced diode output
- ★ Valve lineup: ECC85, 2-EF80, EZ80 Rectifier EM84 Magic Eye.

Attractive full vision maroon and gold Glass Dial size 7in. x 3in. overall dimensions of Tuner 8x7½x5½in.

## THE BM3 QUALITY CRYSTAL MICROPHONE

A Crystal Microphone of incomparable quality, finished in enamel and chrome, complete with detachable lead, neck harness, removable stand adaptor and muting switch. Unrepeatable Price Heavy Table Stand (finished in black enamel and chrome) 12/6. Plus 3/- P. & P.



45/-

## TRANSISTORISED BATTERY AMPLIFIER



This exceptionally reliable 4-transistor printed circuit Amplifier is designed with full use of package components. It is complete with volume and tone control and will mount into almost any type of Cabinet, operating on a 9-volt Battery and giving an output of 1 watt. Specifications: sensitivity 120 millivolts 3dB for 60 milliwatts output, sufficient for lowest sensitivity Crystal Pickup, frequency response 50 cycles to 10 Kcs, input impedance 330 K. ohms minimum, negative feedback 6dB average. Loudspeaker impedance required 20 ohms, size 6½x3x1½in. incl. 8in. x 2½in. 20 ohm speaker. Plus 2/6 P. & P.

PRICE 89/6

## introducing

## The NEW EMI 985 4-SPEED TURNTABLE UNIT COMPLETE WITH PICK-UP

PRICE 89/6 Plus 3/6 P. & P.

An extremely reliable and inexpensive Unit suitable for Record Players, and Radiograms, a heavy 8½in. dia. Metal Turntable with low flutter performance, 5-position Switch, 4 speeds and off, ivory finish with red T/T mat.



9 volt Battery-operated version available, identical to the above unit in appearance, £5/9/6, plus 3/6 P. & P.

## THE 'MID-FI' A NEW DESIGN 4; WATT AMPLIFIER

KIT 95/- Plus 3/- p.p.  
BUILT £6 PAID


A new circuit for the home constructor requiring a good quality medium-powered Amplifier for reproduction of Records or P.M. Broadcasts. Technical Specifications: separate bass and treble controls. Valve line-up EF86, EL84, EZ80. Voltage adjustment for A.C. mains from 200/250 volt, 3 or 15 ohm impedance. Negative feedback. Size 7x5x2½in. overall height 5in. Silver-hammered finished Chassis.



## BRAND NEW AM/FM (V.H.F.) CHASSIS AT £14 (Carr. paid)



Tapped input 200-225 v. and 226-250 v. A.C. ONLY.  
Chassis size 15 x 6½ x 8½ in. high. New manufacture. Dial 14½ x 4 in. in gold and black.  
Pick-up Extension speaker, Aa, E, and Dipole sockets. Five "piano" push buttons—OFF, L.W., M.W., F.M. and Gram. Aligned and tested.  
With all valves and O.P. Transformer, Tone-control fitted.  
Cover 1,000-1,900 M., 200-500 M.; 88-99 Mc/s.  
Valves EZ80 rect., ECH81, EF99, EABC80, EL84, ECC85. Speaker and Cabinet to fit chassis, 47/6 (post 3/6).  
10 x 6 in. ELLIPTICAL SPEAKER, 20/- to purchasers of this chassis.  
**TERMS**—Chassis £5/10/- down and 6 monthly payments of 30/-, or with Cabinet and Speaker £5/17/- down and 7 monthly payments of 32/-.



**3-VALVE AMPLIFIER (INC. RECT.)**  
Capable of giving 4 watts. Mains and output transformer. Valves ECC83, EL84, EZ80, 3 Controls, volume, bass and treble. On/Off switch. Fully guaranteed. Chassis size 6½ x 3 x 2½ in.; with 7 x 4 in. elliptical speaker or 6½ in. round (Goodmans); state which.  
**ONLY 67/- (3/- P. & P.).**

**TWO-TONE BROWN RECORD PLAYER CABINET** (with Motor Board for Autochanger) and Gramophone Amplifier to fit Cabinet for £5/5/- (5/- carr.). Size 17 x 15 x 8½ in. Brand new. BSR UA8 autochanger to fit £6/10/- (extra carriage 2/6).

**COLLAR STUDIO TAPETANSCRIBERS.**  
3 MOTORS, 3 SPEED. Push Button Controls £12 (10/- carr.).

**NEW VALVES.** (add 9d. post for 1: 1/3 for 2 or 3: 1/6 for 4 or more).  
2/- ea., EF50, HL4, Barretter 306, YU120, AB8; 2/6 ea., 6AL7, 6B7, CV34, VP41, HL41DD, P41, EL42DD, BD41; 4/- ea., VR66, ME41, HL133DD, AC/P4, 6K7, 6AT6, 6AU6, 6F33, EF91, EB91, EAC91, ECC91 U78/6X4, W77, 1LD5, TE2321, UUG, 50C5, 128C7; 5/- ea., 7193, VF4B, N78, AC2HL, EC31, 354V, 2P, MH41, AC/P; 7/6 ea., PP3521, PA20, AC4/PEN, X79, V503, VP1322, PX4, AC4/PENDD, PC4, KT55, ECC34, DA30, PP5/400.

### AUTOMATIC RECORD CHANGERS

All 4-speed; all with turnover cartridge crystal—all 5/- extra carr.  
B.S.R. UA8—£6/10/-; B.S.R. latest UA14—£7/10/-; Motor board 14½ in. x 13½ in. 4/-.

### GRAMOPHONE AMPLIFIER

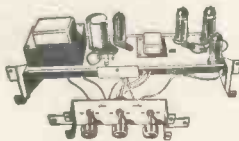
with 5 in. SPEAKER. On Fabric-covered Baffle 12½ x 6 in. Mains and Output Transformers. EZ40 and EL41 Valves. Tone and Volume Controls. On/Off switch. Plenty of Volume. Fully guaranteed. Two Knobs supplied. Ready to play. Useful for Stereo. **ONLY 57/-.** Post 3/-.



### PUSH-PULL AMPLIFIER £4/15/-.

3/- P. & P.

Brand new 200-240 A.C. mains. Bass, treble and vol. controls. With valves EZ80, ECC83 and 2-EL84 giving full 8 w. Chassis 12 x 3½ x 3½ in. With o.p. trans. for 2-3 ohm speaker.



**STEREO VERSION** on same Chassis £4/15/- (P. & P. 3/-). 2 x 4 watts.

A Quality Tape Recorder. Valves EZ80, ECC83, ECL82, DM70, Record Level Indicator, Acos Crystal Mike. 850ft Emiteape Extra spool. 3½ in./sec. B.S.R. Monar deck (1) Vol. (2) On/Off Tone. (3) Ext. L.S. (4) Monitor. (5) Radio Input. (6) Mike input. Fast forward and reverse controls. Cabinet size 14 x 11½ x 7 in. Today's Best Value at 17 Gns. (10/- P. & P.). Low Interest Terms: £4 down and 5 monthly payments of £3. Write for descriptive leaflet.



### SELF-POWERED V.H.F. TUNER CHASSIS (200-240VAC)

covering 88-95 Mc/s. Mullard permeability Tuner, Dims. 10½ in. x 4½ in. x 5 in. high. ECC85; EF91; EF91 and 2 Diodes. Metal Rectifier. Mains trans. Fully wired and tested. £7/14/- carr. paid. Room dipole 10/- 300 ohm twin feeder 6d. yd.

Delivery by return. C.O.D. 2/- extra. Terms: Cash with order or one-third down and balance plus 7/6 (up to £7/10/-) in equal four monthly payments. Balance over £7/10/- add 1/- in £1 and pay in not more than 6 monthly payments. See special terms for A.M.-F.M. chassis. All new goods unless stated. Send 6d. for 20-page catalogue. **SATISFACTION GUARANTEED.** Posted orders to Camberley.

**GLADSTONE RADIO** 58A HIGH ST., CAMBERLEY, SURREY. Tel. 22791  
56 Stokes Croft, Bristol, 1 Tel.: 27809  
127, New Road, Copnor, Portsmouth, Hants.  
(Portsmouth and Bristol closed Wednesday) (Camberley closed Sat.)

## ELECTRONICS A BIBLIOGRAPHICAL GUIDE

C. K. Moore, B.Sc., & K. J. Spencer, A.L.A.

A brief summary of the contents of each bibliography mentioned adds to the usefulness of a book indispensable for colleges, manufacturers and students.

10 x 7½ in. 416 pages. 65s. net

## PRINTED CIRCUITS

J. M. C. Dukes, M.A., D.I.C., A.M.I.E.E.

Written by a telecommunications engineer, this book deals with the limitations as well as the increasing utilisation of printed circuits in radio, computer and automotive practice.

8½ x 5½ in. 232 pages. 92 figures. 40s. net

## MACDONALD

16 Maddox St., London, W.1.

Everything you need  
to know about your  
scooter or moped

## SCOOTERS AND MOPEDS

I. R. HINGSTON



A revised and enlarged edition of a popular book, with a new chapter on keeping dry and warm; enlarged sections on carburation, electrics and transmission and with new engine drawings to include the latest scooters and mopeds. This easily understood book offers advice on how to choose and look after your machine, describes how it works, and has chapters on riding, legal requirements and how to trace trouble.

136pp plus 12 plates 8s 6d net by post 9s 3d

revised and enlarged second edition

from all booksellers

Published by ILIFFE Books Ltd

DORSET HOUSE STAMFORD STREET LONDON SE1

# RADIO CLEARANCE LTD.

27 TOTTENHAM COURT RD., LONDON, W.1  
The oldest Component Specialists in the Trade

Telephone :  
MUSEUM 9188  
EST. 30 YRS.

TRADE  
ENQUIRIES  
INVITED

## ATTENTION! ATTENTION!

Bargain Offer—While they last  
THE "COUNTESS"

The latest patented compact design 89GN. TAPE RECORDER at a fraction of their original cost—limited quantity only. Compare these special features with any machine on the market at double the price.

COMPLETE WITH 1,200ft. of Scotchboy tape, crystal microphone, mains lead, spare plugs, manual and circuit. A high class instrument.

CAN NEVER BE REPEATED AT **30** GNS. BRAND NEW IN MAKERS' CARTONS

Plus 10/- Carriage

- 3 unique Electro-magnetic heads
- 3 heavy-duty motors
- Fully interlocked push-button operation
- Twin track 2 speeds 3½ and 7½ l.p.s.
- Mixing, superimposing and monitoring facilities
- Recording level indicator
- Clock-face spool indicator
- Automatic braking
- 2 separate inputs
- Output for separate amplifier
- Provision for external speaker with automatic muting switch
- Attractive cloth-covered case. Size: 13¼ x 11¼ x 7½ in.
- Patented design for 7in. spools—only one of its kind in Europe
- High fidelity amplifier (60 to 12,000 c/s), can be used straight through.



THE "COUNTESS"

THE "COUNTESS" IS OBTAINABLE ONLY FROM RADIO CLEARANCE LTD.

IN THE HOME, IN THE CAR, BY THE SEA, IN FIELDS AFAR,

## THE "CONTESSA" IS VOTED BEST OF ALL

A really remarkable 2-Band 6-Transistor Superhet Kit as displayed at the Radio Hobbies Exhibition.

The Contessa is the professional looking set with the professional performance.

Study these brilliant features which cannot be found in any other kit—

- Waveband coverage of 530 kc/s to 1,620 kc/s and 160 kc/s to 270 kc/s.
- Assured reception of at least a dozen stations in daylight!
- Large clearly-calibrated station-named dial.
- Internal high-gain Ferrox aerial.
- 5 : 1 ratio slow motion tuning.
- Fitted with the latest 12,000-line high-flux loudspeaker.
- Power of 410 milliwatts from the single-ended push-pull final stage.
- Specially designed aerial matching coil for use in a CAR.
- Only first grade fully-guaranteed Mazda matched transistors and diodes are used.
- Double tuned IF transformers for maximum gain and knife-edged selectivity.
- Fully drilled printed circuit panel marked with component numbers.
- The two-colour case measures 10 x 7½ x 3½ in. and weighs approx. 4 lbs. when assembled.
- Battery lasts 4 months with normal usage.
- Book supplied with detailed assembly instructions, diagrams and circuitry.
- Anyone can build this set—everything supplied—just a soldering iron required.




Inclusive price for all associated components, cabinet and battery, complete in every detail. or our BUY AS YOU BUILD SCHEME, any parts sold separately. Send for comprehensive descriptive Manual and Parts List, 3/6 post free.

**£10:19:6**  
Plus 3/6 Regd. P.P.

STAMPED AND ADDRESSED ENVELOPE with any enquiry please. But regret no lists or catalogues—our stocks move too quickly!  
PLEASE ALLOW FULL POSTAGE AND PACKING CHARGES

TERMS OF BUSINESS: CASH WITH ORDER OR C.O.D. ON ORDERS OVER 10/-.

# 3 roads to Hi-Fi...



<b>economic ...</b>	<b>rational ...</b>	<b>de luxe ...</b>
<b>Stereo &amp; Mono £66/19/9</b>	<b>Stereo &amp; Mono £92/15/9</b>	<b>Stereo &amp; Mono £140/10/8</b>
ROGERS HG88 amplifier LENCO GL60 motor with GOLDRING/RO- NETTE pick-up .....	LEAK STEREO 20 am- plifier and Point One stereo pre-amp. .... GARRARD 301 motor and STERODYNE pick- up .....	ACOUSTICAL QUAD amplifier .....
£38 10 0	£51 9 0	£70 0 0
£28 9 9	£41 6 9	£70 10 8
£66 19 9	£92 15 9	£140 10 8
<b>Mono only ... £44/2/1</b>	<b>Mono only ... £62/16/3</b>	<b>Mono only ... £105/5/7</b>
ROGERS CADET ampli- fier .....	LEAK TL/12 PLUS am- plifier and Point One Plus pre-amp. ....	LEAK TL/25 PLUS am- plifier and VARISLOPE III pre-amp. ....
£19 0 0	£31 10 0	£40 19 0
CONNOISSEUR 2-speed motor with GARRARD TPA12/RONETTE Pick- up .....	CONNOISSEUR 2-speed motor with CONNOIS- SEUR pick-up .....	CONNOISSEUR B mot- or, SME 12in. arm and TANNOY cartridge ...
£25 2 1	£31 6 3	£64 6 7
£44 2 1	£62 16 3	£105 5 7

You may hear this equipment playing into many speakers of diverse types and with a wide price range. For instance, the new W.B. "912C" Clumber cabinet speaker offers excellent value at £14.14.0, it also makes a very pleasant noise. The wonderful "WESTREX" at £169.0.0, is our "top-weight", while intermediate models well worth hearing are the Mordant "ARUNDEL" £39.10.0, and Wharfedale's latest "AIRDALE" £65.0.0, not forgetting so many folks' final choice—the Acoustical "ELECTROSTATIC" £52.0.0.

Whichever road you choose you are ensured satisfaction at

**WEBB'S RADIO, 14 SOHO STREET, LONDON W.1** Phone: GERrard 2089/7803

**GUARANTEED Tubes**

NEW LOW PRICES  
PEAK QUALITY  
Carr. & Ins. 12/6.

<b>ALL MULLARD</b> MAZDA BRIMAR CATHODEON COSSOR etc. CRTS rebuilt in our own Factory. New Mullard and U.S.A Guns used.	<b>REVAQUOUD</b> G/tee 6 Mths. 12/14 inch £3 0 0 15/17 inch £3 0 0 21 inch £5 0 0 (Bowl allowance if returned in good condition.)	<b>REBUILT</b> G/tee 13 Mths. 12/14 inch £4/10/- 15/17 inch £5/-/- 21 inch £7/-/-	<b>NEW TYPES</b> G/tee 12 Mths. MW31/74 MW36/44 AW36/20 AW36/80 £6/12/6 MW43/69 MW43/80 AW43/80 AW43/88 £7/12/6
--	--	---	--

**4-SPEED AUTO CHANGERS**  
UA8 B.S.R. £6/15/-  
UA14 B.S.R. £7/10/-

**13 CHANNEL T/Vs. TABLE AND CONSOLE MODELS. FAMOUS MAKES. Carriage, etc., 19/6**  
Huge purchase direct from source enables us to offer unequalled value. These are complete but untested and are not guaranteed to be in working order.  
12in. £3 10 0 14in. £5 10 0 17in. £9 10 0  
ALSO 12in. 5 Chan. T/Vs 50/-.

**MARLEY SUPPLIES** MARLEY BUILDING, OLD BREWERY, CHURCH ROAD, CROYDON, SURREY

The **VZ** ELECTRICAL

**METERS**, we can supply and repair within 7-14 days; to B.S.89: Moving coil, moving iron, electrostatic, thermo-couple, also multirange meters, meggers, pyrometers, etc.

**AUDIO EQUIPMENT**, we supply and repair: Tape recorders, amplifiers, tuners, etc.

Write or phone:  
311 EDGWARE ROAD, LONDON, W.2  
Phone: PADDington 4515

**SHAWNDEL FLYERS**  
FOR 30 YEARS SPECIALIST MANUFACTURERS OF TENSIONERS & DE-REELERS

VERY HIGH SPEED  
**COIL WINDING**  
AT THE  
**RIGHT TENSION AND RIGHT PRICE**  
WE ARE ALSO VERY COMPETITIVE  
**SUB-CONTRACT COIL WINDERS**

SHAWNDEL FLYERS LTD, DEPT WW761, 72 QUEEN ST., MAIDENHEAD, BERKS.  
Telephone: MAIDENHEAD 890 & 5723

36/50 SWG-0076-'001" VERY HIGH SPEED TENSIONING & DE-REELING



FOR BARGAINS

# M.S. RADIOPOST CO.

MAIL ORDER SPECIALISTS

Please quote Dept. M.O.W.W.

Rear of 19, Harpenden Road, Wanstead Park, London, E.12 Wanstead 1534

**30 FOOT AERIAL MASTS.** Complete assembly consists of 10—3ft. x lin. dia. steel mast sections, mtg. base, guys, ropes, peg bag and pegs, insulators, stay plates and necessary fitting equipment. Comes to you complete with Hammer and Canvas carrying bag. NEW. ONLY £4/15/-.

**ROTARY TRANSFORMERS TYPE HT.31.**  
 Input: 11.5 volt.  
 Output: 250 volt. at 120 mA. Ex-Units but tested. 35/- each. Type HT.32. Input: 11.5 volt. Output: 490 volt at 65 mA. New in cartons. 20/- each.



### FOR EXPORT ONLY

40 complete W/S No. 19. Mk. 3. Transmitter Receiver Stns. Includes set and P.U., carrier, waterproof cover and all necessary control boxes, head and microphone assemblies, aerials and bases, connectors, variometer and hardware. READY EXPORT PACKED AND TESTED FOR IMMEDIATE SHIPMENT. Send for full list and prices.

**12 or 24 VOLT D.C. SHUNT MOTOR**  
 .015 h.p., 12,000 r.p.m. at 24 volts, 1/2 amp., closed frame. Total length 5in. x 1 1/2in. diam. Spindle lin. long x 1/2in. width removable worm drive. Sturdily constructed to strict American Air Force specification. Brand new and cartoned.



30/- each

**BLOWER MOTOR.** Made by Hoover. 80 volt D.C. Will operate on 240 volts A.C. with 8 mfd. condenser in series. New and cartoned. 17/6 each.

**MINIATURE MODEL MOTOR**  
 (Not Ex-Govt.). Removed from Transistor Tape Recorders and in perfect condition. 3 to 12 volts. Dual spindle, fully reversible, protected bearings. Approx. 3/4,000 r.p.m. Size: 2 1/2in. long x lin. wide. Spindle: 1/2in. x 1/8in. **8 FOOT WHIP AERIALS.** Supplied in 2 sections. No. 1 and 2. ZA/26800 and 26286. Each section collapsible down to 1ft., with retaining wire through each section. Ideal also for Radio Control, fishing rod or pennant mast. 7/6 complete. New.



9/6 Only each

**CARBON HAND MICROPHONE.** Bakelite moulded and switch in handle. NEW 6/- each.

**ARMY FIELD TELEPHONES.** Type "F" For all types of inter-com. use. Tested and working with 100ft. twin wire. Used but working. £5/19/6 pair.

**MORSE KEYS.** Metal shrouded and with built-in D.P. toggle switch. NEW 6/- each.

**SUB-MINIATURE JACK PLUGS AND SOCKETS.** As used on all transistor sets. Two-way type, 4/- pair.

**SENSITIVE RELAY.** Miniature type. 250 ohms. D.P.D.T. 12 v. D.C. 2 oz. Overall size 1 x 1 1/2 x lin. Has adjustable armature tension spring. Will operate on less than 1mA. Suitable for all model radio control. BRAND NEW. 15/6 each.

**AIRBORNE TRANSMITTER RECEIVER, TYPE 1986.** A mobile 10-channel crystal controlled V.H.F. Tx/Rx. covering 124.5/156 Mc/s. I.F. Bandwidth 23 kc/s. Complete (less external attachments) in metal case, with all valves and 24 v. rotary power unit. Used, but in first-class condition. ONLY £8/10/-.

**MINE DETECTOR No. 4A.** Will detect ferrous and non-ferrous metals. Complete and as new in transit case. Supplied fully tested with instructions. 50/-.

**TERMS:** C.W.O. or 7 days approved accounts. All our goods are guaranteed new or in working order. Money refunded in full if not absolutely satisfied. Orders despatched same day. No postal or packing charges. (C.O.D. 2/- extra. Carriage extra Eire & N. Ireland and countries outside U.K.)

## BENSON'S BETTER BARGAINS


**RELAYS (LONDEX)** co-ax, small 12/24 v., 7/6; 12/24 v. DP/CO, 5/6; 24 v. DP/CO plus 1M (Two on Base), 8/6. Rectifier Unit (U.S.A.) H1-C1 with 3/5T4, 3/6L6, 2/VR150, 1/68N7, 1/68L7, new, 65/- (rail 5/-). Valveholders: B7C W/Skirt, 5/- dozen; 1.0. Ceramic, 1/- each. **CONDENSERS.** Block paper 8 mfd. 1 kVw 10/-; 8/600 v. 6/6; 8/400 v. 5/-; 8/250 v. 4/-; 4/2 kVw 7/6; 4/1kVw 4/6. **INDICATORS, Type 101** with VCR530, and 2/EB91, 2/EF91, 2/R10, new cond., 30/- (post 7/-). **Type 1** with VCRX263, 2/EF52, 5/6J6, 1/6V6, 1/EY51, 2/EB01, 3/EF91. RF EHT Generator and 28 kc/s. xtal, 45/- (Rail 7/6). **MORSE KEY** with buzzer, on board, wired for 44 v. battery, 8/6 (p.p. 1/6). **TRANSFORMERS.** For R1132 or R1392. Input 200/250 v. "C" core. Outputs:—510-0-510 v. 275 mA., 375-0-375 v. 83 mA., 5 v. 3 A., 6.3 v. 7 times (17 A), 46/-, **VIBRATOR TRANS.** Input 11-0-11 v., output 285-0-285 v. 65 mA., 7/6 (post 1/9). **SWITCH** fuse splitter, D.P. 15 A. 15/-, **MONITOR 56**, triggered oscilloscope, comprising Indicator 548 and Power Unit 675, 230 v. A.C. input, with cables and circuit. Cathode probe unit extra, 17/6. £8/10/- (Rail 15/-). **HEADPHONES CLR, 7/6.** CR100 Noise Limiter assemblies with valve, 3/6. **NEW M.C. METERS,** 3 1/2in. round flush, 50uA, 70/-, 200uA centre zero, 50/-; 1 mA., centre zero, 45/-; 1 mA., 55/-; 100 mA., 8/6; 2in. 300 mA., each 8/6; 2 1/2in. M.I. 20 v. A.C., 8/6; 100 v. A.C., 3 1/2in., 40/-; 150 v. A.C., M.I., 6in., in case, 40/-, **VIBRATORS,** Mallory G634C 12 v. 4-pin, 76/-; 6 v. 5-pin reversible, 7/6. **DRIVES:** slow-motion Admiralty 200:1 ratio, scaled 0-100 5/6. **R1155 S.M. "N" type,** new, 10/6. **VIBRAPAKS 6 v.** D.C. to 250 v. 60 mA., smoothed cased 22/6; 12 v. input, 25/- (p.p. 3/6). **DYNAMOTORS** (post 3/6). 12 v. to 250 v. 60 mA., 11/6, 6 v. to 250 v. 60 mA., 11/6. **CHOKES.** L.F. 10 H., 200 mA., 8/6; 100H, 60 mA., 8/6; 9H, 100 mA., 5/6; Potted 10H, 100 mA., 7/6; "C" 10 H., 250 mA., 12/6; 5 H., 400 mA., 10/6; 30 H., 50 mA., 7/6. R.F. 27, fair cond., 16/6 (p.p. 3/6). **SWITCHES:** Wafer, 2 pole, 4 way, 4 bank, 1P6W6B, 4P2W2B, 17WP3B, 1P11W2B, 4P2W5B, 3/6 each. Ceramic 2P4W1B, 1P5W3B, 1P11W, 3P3W2B, 3/6. Stud, 1P24W2B, 1P8W2B, 3/6; 1P19W2B, 5/6; 1P40W3B in brass case, 12/6. **VALVES:** QQV06/40 (5894), 35/-; QQV04/20 (815), 30/-; VLS389 20/-; VLS631 10/-; **BENDIX MN26C M/L bands 70/-** (carr. 10/-). **RX78 2.4-13 mc/s.** with 100 kc/s. xtal 35/- (p.p. 3/6). **Box** with 6 G.P.O. Keyswitches and 12 lampholders, 15/- (p.p. 3/6). **MOTORS,** reversing, 24 v. with magnetic brake, 12/6; synch. 3,000 r.p.m. 100 v. 10 v.A., 50~ 7/6; Octal plugs, 1/6, B7G plugs 1/-.

**CLOSED HOLIDAYS, 24 JUNE—10 JULY (inc.).**

**LIST AND ENQUIRIES S.A.E. please.** Terms, C.W.O. Postage extra. Immediate despatch. Callers and post: **W. A. BENSON (W.W.),** 136 Rathbone Road, Liverpool, 15. SEF 6853. Callers: **SUPERADIO (Whitechapel), Ltd.,** 116 Whitechapel, Liverpool, 1 ROY 1130.

### EXPORT ONLY

**PROMPT** deliveries Mobile V.H.F. Radio Telephones. Frequency ranges on five bands (1) 36-44 Mc/s, (2) 65-78 Mc/s, (3) 78-100 Mc/s, (4) 118-132 Mc/s, (5) 136-174 Mc/s. R.F. output 10 watts. A.M. Single Channel, crystal controlled. To operate from 6 v., 12 v. or Mains supply sources. Reconditioned with same as new guarantee. Prices from £55 per complete station FOR U.K. Post, as illustrated.



### GENERALLY AVAILABLE

**H.F. Radio Transmitters 1j** to 20 mc/s, 300-watt phone output also remote control and C.W.  
**Collins 18Q (TCS Series) Radio Telephones 1j-12 mc/s.** 4-channels 25 watts. Wireless Sets. Nos. 19, 22, 31, 38, 62 and 68, and spares.  
**Aerial masts.** Telescopic Steel 20ft. and 34ft.  
**Field Telephones.** D. Mk. V, "F", "J", "H", "L", and E88. Switchboards 10-Line to 100-Line—portable.  
**Carrier Telephony Systems.** 1 + 1 and 1 + 4 Carrier Terminals and Repeaters.  
**V.F. Telegraphy Systems.** Speech + Duplex, 3 and 6 channel Duplex Radio Teletype Terminals AN/FGC-1C.  
**Rectifiers.** Charging Sets 6/12 volt 15 amp. new, £12. Mains supply—115 volts and/or 230 volts mains.  
**D.C. Supply 24-volt 50 amp.** new, £35. 200/240 V. mains. D.C. Supply 80-130 volts 0.7 amp. new, £5. 200/240 V. mains.  
**Aircraft Radio Compasses.** Distance Measuring Equipment, and also 10-Channel V.H.F. Radio Telephones.

**R. GILFILLAN & CO. LTD.**  
 NATIONAL PROVINCIAL BANK CHAMBERS  
 29 SOUTH STREET, WORTHING, SUSSEX  
 Tel.: Worthing 8719 & 30181

# VALVES

Brand new, individually checked and guaranteed

AC5PENNDD 4/-	EB91 3/9	GZ32 9/-	QS75/20 6/9	ISS 5/9	6K8GT 8/3	12SK7 4/-	958A 5/-
AL60 6/-	EC52 3/-	HL23 6/-	QS95/10 6/9	1T4 4/-	6K8M 8/6	12SL7 7/-	1619 5/-
AP4 4/-	ECC81 5/6	HL23DD 8/-	QS108/45 6/9	2A3 8/-	6L5G 6/-	12SN7 8/-	1625 6/-
AR8 5/-	ECC82 6/6	HL41DD 8/-	QS150/15 6/9	2A5 8/-	6L6 9/-	12SR7 6/-	1626 4/6
ARDD5 2/-	ECC83 7/-	HVR2 12/6	R3 8/-	2A6 7/-	6L6G 6/6	15D2 6/-	1629 4/6
AR3 3/-	ECC84 7/-	KRN2A 19/-	R10 12/6	2C34 2/6	6L34 4/6	15E 8/-	6120 4/-
ARP4 3/6	ECC85 8/-	KT2 4/-	REL21 25/-	2D4A 4/-	6N7G 5/9	15R 7/6	7193 1/19
ARP2 2/9	ECC91 4/-	KT31 8/-	RK34 2/6	2X2 4/-	6N7GT 6/-	20A2 7/6	7475 5/-
ARP21 5/6	ECL80 8/-	KT32 8/-	RX235 10/-	3A4 5/-	6Q7G 6/-	21B6 9/-	8013A 25/-
ARP24 3/6	EF22 7/3	KT33c 4/9	SP2 4/-	3B7 5/-	6R7G 6/-	30 5/-	8020 6/-
ARP34 4/6	EF32 5/-	KT44 6/3	SP4B 7/6	3B24 3/-	6R7GT 8/-	35T 30/-	9001 4/6
ARTH2 2/9	EF36 3/6	KT63 6/-	SPI3C 4/6	3E29 3/-	6SA7 6/-	35Z4GT 7/-	9002 5/6
ATP4 2/9	EF37A 8/-	KT66 11/-	SP41 2/6	(829B) 60/-	6SC7G 5/6	37 4/-	9003 5/6
ATP7 5/6	EF39 4/3	KTW62 7/6	SP61 2/-	3Q5GT 9/-	6SC7GT 6/-	38 4/-	9004 4/-
AU1 5/-	EF50 2/6	KTW63 7/6	STV280/40 12/-	3S4 5/-	6SG7 5/-	58 6/-	9006 4/-
AU4 5/-	EF54 3/3	MH4 3/6	SU2150A 4/9	3V4 7/3	6SH7 4/6	59 6/-	Cathode Ray
AW3 4/-	EF55 6/-	MH41 5/-	T41 7/-	3V4 9/-	6SJ7 6/6	75 8/-	Tubes:
AZ31 8/-	EF70 4/-	ML4 4/-	TP25 15/-	5U4G 5/-	6SF5 8/-	76 6/-	CV1596
BL63 6/-	EF73 6/-	MS/PEN 6/-	TT11 3/-	5Y3GT 6/-	6SJ7G 5/9	77 6/-	(O91) 55/-
BS4A 5/6	EF80 5/6	NT37 10/-	TZ20 16/-	5Z3 8/6	6SK7 5/3	78 7/-	5BP1 35/-
BT45 25/-	EF85 6/10	(4033A) 10/-	U17 5/-	5Z4G 8/-	6SL7GT 6/6	80 6/3	5CP1 42/6
BT9B 40/-	EF86 9/-	OD3 5/-	U18 6/6	6AB7 4/-	6SN7GT 4/6	82 8/-	5FP7 45/-
BT83 22/6	EF89 7/9	OZ4 5/-	U27 8/-	6AC7 3/-	6SQ7 6/-	83V 12/-	7BP7 40/-
CY31 11/6	EF91 3/6	PCC84 7/-	U52 5/-	6AG5 3/6	6SR7 6/6	84 8/-	12DP7 60/-
D41 3/-	EF92 4/6	PCC85 8/-	UL41 7/-	6AG7 6/-	6SS7 6/-	85A1 12/-	VCR97 15/-
DA7 4/3	EF95 7/6	PCF80 7/-	UL84 7/6	6AJ7 4/3	6U6G 5/6	89 3/-	VCRX258 (with scanning coil) 45/-
DAF30 12/6	EL32 3/9	PCF82 8/-	UL85 7/-	6AK5 5/-	6V6GT 6/-	210LFF 3/-	VCR138 30/-
DAF96 8/-	EL33 8/-	PCL82 8/6	UU9 5/6	6AK7 8/-	6X4 5/-	210VPT 7 pin 2/6	VC139A 35/-
DD41 4/-	EL35 8/3	PEN25 4/6	VP23 3/6	6AM5 5/-	6X5GT 6/-	705A 17/6	Photo Tubes:
DE73 15/-	EL41 8/3	PEN46 5/-	VP41 5/6	6AM6 6/3	6Y6G 8/-	715B 97/6	CM8B 9/-
DF72 7/6	EL42 9/-	PEN65 6/6	VR78 4/-	6AT6 5/-	7C7 6/6	717A 8/6	CMG25 8/-
DF91 3/3	EL84 7/6	PEN220A 9/-	VR99 8/-	6B7 5/6	6Z4 5/6	801 6/-	GS16 12/6
DF96 8/-	EL85 10/-	PENDD/1360 3/6	VR105/30 7/6	6BBG 2/6	7Q7 7/-	803 22/6	931A 50/-
DL92 6/-	EL91 7/6	PG7/5 15/-	VR150/30 7/3	6C4 3/6	7V7 5/-	804 55/-	Special Valves:
DL94 6/-	EM80 8/-	PL36 10/6	VT4C 25/-	6C5 6/-	7Y4 6/-	805 30/-	2131 45/-
DL96 8/-	EN31 22/6	PL81 9/-	VU39 6/-	6C6G 4/3	7Z4 6/-	807 AMER 7/-	3A/1481 45/-
DX25 9/-	EN32 7/6	PL82 8/-	VU111 3/3	6CBG 5/-	8D2 2/6	807B8 5/-	31/170/E 235
EBC21 8/-	ESU208 8/-	PL83 7/6	VX3138 12/-	6DE 4/6	9D2 3/-	808 8/-	31192/E 237/10
EBC91 3/9	EY51 8/-	PT25H 7/9	Y63 5/-	6E5 5/-	12A6 5/-	810 80/-	723A/B 50/-
E1232 5/-	EY86 8/-	PX4 19/-	Y66 8/-	6F6G 4/6	12AH7 7/-	813 67/6	725A 30/-
E1323 25/-	EZ40 7/-	PY80 6/9	Z31 6/-	6F8G 6/6	12AT7 5/6	815 40/-	726A 27/6
E1524 6/6	EZ80 6/6	PX25 9/-	IA3 3/-	6F12 4/6	12AU7 6/-	816 30/-	ACT6 200/-
EA50 1/6	EZ81 6/9	PY81 7/-	IA5GT 5/-	6G6G 3/-	12AX7 7/-	826 10/-	ACT17 75/-
EAC91 4/6	FW4/500 6/6	PY82 8/-	IC5GT 7/6	6H6M 2/-	12C8 3/-	829A 30/-	ACT25 40/-
EB34 1/6	GL450 10/-	QP25 5/3	6J7 7/6	6I5 3/6	12E1 22/6	832 15/-	CV691 60/-
			ID8GT 6/-	6J7G 5/-	12H6 2/-	832A 35/-	KR3 45/-
			IG6GT 12/-	6J5G 3/-	12K8M 9/-	843 7/4	L57B 30/-
			IL4 3/6	6K6GT 3/6	12S5GT 3/6	866A 10/-	V1924 22/6
			ILD5 3/6	6K7G 2/3	12SA7 7/6	872A 35/-	VX710 15/-
			LLN5 4/9	6K7GT 4/9	12SCH7 3/-	954 2/-	WL417A 15/-
			IRS 5/3	6K8G 5/9	12SJ7 6/-	956 2/-	

AND MANY OTHERS IN STOCK including Cathode Ray Tubes and Special Valves.

All U.K. orders below 10/- P. & P. 1/-; over 10/- 1/6; orders over £3 P. & P. free. C.O.D. 2/- extra. Overseas Postage extra at cost.

**MARCONI SIGNAL GENERATOR.** TF 144G, 85 Kc/s—25 Mc/s. Made up to new standards, £70. Delivered free.

**TELEPHONE HANDETS.** Standard G.P.O. type new, 12/- P. & P. 1/6.  
**FIELD TELEPHONES TYPE "L."** Excellent guaranteed condition £5/5/- per pair, carriage paid.

**TRANS-RECEIVER No. 22.** 2 Mgcycles to 8 Mc/s. Built almost exactly as Nipper 19. Set much more economical in battery consumption. Complete in fully working condition with power pack for 12 volts, head-gear and microphone assembly, key, £9/9/6. Carriage 15/-.

**U.H.F. SIGNAL GENERATOR TYPE TS14** 3,200-3,370 mc/s., power measuring range 20-200 mW., R.F. output power -20 to -100 dbm below 1 mW. Power supply 115 w. A.C. Price £15. Carriage 15/-.

**H.T. CHOKES** made by Bendix Radio (U.S.A.) 3 henrys .600A D.C. 25 ohms D.C. resistance, 18 volts R.M.S. 60 cycle test, £1/12/6. P. & P. 6/-. Ditto 10 henrys 250 amps. D.C. 90 ohms D.C., resistance 1500 R.M.S. 60 cycle test 16/6. P. & P. 3/6.

**B.P.5 TRANSCEIVERS.** Specially built for Parachutists during the war. Crystal controlled. CW, and phone. 2-8 Mc/s., 829 valve as output. 60 w. on CW, 15 w. on microphone, together with mains power pack 120/220 v., two rotary converters to work from 12 v. battery, microphone, key and dipole aerial. Price £15. Carriage 30/-.

**CARBON INSET MICROPHONE, G.P.O.** type, 2/6. P. & P. 1/-.

**SPECIALIY BUILT POWER PACK** for TCS receivers, 230 volts A.C. mains, including 6X5GT valve, £3/10/-. Carriage 5/-.

**SUPPLY UNIT RECTIFIER No. 21.** Fully sealed enabling all sets built for 6 v. (R209, R109, etc.) to work from A.C. mains. Input 90 v.-260 v. A.C. (taps at 10 v. intervals); output excellently smoothed up to 10 amps with meter indicating exact output voltage. Measurements 12 x 9 x 10in. Price £8. Carriage and packing 15/-.

**VACUUM CONDENSER.** 32,000 v., 50 pF., 12/6. P. & P. 3/-.

**FREQUENCY METER BC221 TECHNICAL MANUAL 22/6.**

**BRAND NEW ORIGINAL SPARE PARTS FOR AR88 RECEIVERS.**

**I.F. TRANSFORMERS.** 1st, 2nd, 3rd, 4th (for type D), 12/6 each, or complete set of 6, 60/-.  
**I.F. Transformers.** Crystal Load, 12/6 each. Plates escutcheons (for D and LF), 15/- each. Dials (for type D), 10/- each.  
**Logging dial (for D and LF),** 10/- each.  
**Filter Chokes (for D and LF),** 22/6 each.  
**Output Transformers (for LF),** 30/- each.  
**Antenna Trimmers (LF and D),** 2/6 each.  
**Filter Condenser 3 x 4µF, £2/10/-.**  
**Condensers, 3 x .25µF (D and LF),** 2/6 each; 3 x .01µF (D and LF), 2/6 each.  
**RF Antenna Inductors (D and LF),** 7/6 each.  
**Mains Transformers (LF),** £3 each.  
**Small Mica Condensers, various values, 1/6 each.**  
**Instruction Manual for AR88D, £1.**

**MARCONI CR-10 COMMUNICATIONS RECEIVER.** 60 Kc/s-30 Mc/s, with noise limiter. Completely reconditioned, £25. Carr. 25/-.

**LABORATORY PRECISION VARIABLE CONDENSER.** Manufactured by General Radio Co., U.S.A. 50-1,500 pF with micro-metric drive and calibration chart. Overall dimensions of case 9 x 8 x 7in. Price £15. Carriage 15/-.

**R209 RECEPTION SET.** A 10-valve high-grade Super Heterodyne Receiver with facilities for Receiving R/T (A.M. or F.M.) and C.W. frequency 1 Mc/s-20 Mc/s. Hermetically sealed. Built on miniature valves and incorporating its own vibrator power supply unit driven by a 6 v. battery (2-point connector included). The set provides for reception from rod, open-wire or dipole aerial with built-in loudspeaker or phone output. Overall measurements: Length 12in., weight 8in., depth 9in. Weight 23 lb. In as new, tested and guaranteed condition, £23/10/-, including special headphone and supply leads. Carriage £1.

**19-SET OWNERS.** To increase output of your set six to ten times use RF AMPLIFIER No. 2 with built-in rotary converter for 12 v. input. Four 807 valves output. Simple connection with transmitter. Fully tested condition, £9/15/- including necessary connectors and instructions. Carriage and packing 15/-.

**AR 88's.** Completely rebuilt with new PVC wiring. Type "D", £75; Type "LF", £70.

**COMPLETE SET OF STRONG AERIAL RODS (American).** Screw-in type MP49, 50, 51, 52, 53, total length 15ft. 10in. Top diameter 0.615in. Bottom diameter 0.185in., together with matched aerial base. MP37 with ceramic insulator, ideal for car or roof insulation, £2/10/-. Post free.

**RADIO COMMUNICATION TRANSCEIVER TYPE A.R.11.** Very compact, external dimensions 12 x 8 1/2 x 5in. Total weight 18lbs. CW 4-4-16.3 Mc/s. 110/220 v. Power output about 10 w. Crystal controlled. Price £12. Carriage 20/-.

**TCS RECEIVERS** made by Collins of U.S.A., in fully guaranteed working condition. 1.5-12 Mc/s. Line-up: 12S7 (1), 12SQ7 (1), 12A6 (2), 12SK7 (3), power requirements 12 volts L.T., 225 volts H.T., £11/10/-. Carriage 12/6.  
**VARIOMETERS** for W/S No. 19. Fully tested and working, 12/6. P. & P. 2/6.

**P. C. RADIO LTD.**  
**170, GOLDHAWK RD.,**  
**W.12 SHEPHERDS Bush 4946**

PERSONAL CALLERS WELCOME

# "SONIC SIXTY"



## THE LATEST TRANSISTOR DO-IT-YOURSELF RADIO KIT


6 Mullard transistors, 1 diode, internal ferrite rod aerial, 7x4 high quality speaker, printed circuit, 500 MW, push pull output. MW and LW calibrated direct drive assembly. Highly polished handsome walnut cabinet. Complete kit

P. & P. 4/6. **£9-15-0**

All parts sold separately. Inst. Book 2/6.

### WE HAVE A FURTHER SUPPLY OF COSSOR BATTERY ELIMINATORS

MU2. For operation on 200/250 v. 50 cfs. A.C. mains output. L.T. 1.5 v. 125MA, H.T. 90 v. 10mA.



**39/6** P. & P. 2/6.

### YOUR EXISTING RADIOGRAM OR RECORD PLAYER CHANGED TO STEREO BY OUR STEREO ADAPTOR

Tech. Data 2 valves EF80 and EL84. Switch control for Stereo and Mono dual volume and tone control. Output 8 ohms, suitable for use with Acos GC/71. GP/73 and Garrard GC/10. Complete with wiring diagram.

**£2-19-6** P. & P. 2/6.

### DECCA AMPLIFIER

The well known DECCAMATIC III amplifier now being supplied at well below manufacturers price.

Uses ECL82 valve, full range tone and volume controls. Size 8½ x 3½ x 3in.

THE IDEAL RECORD PLAYER AMPLIFIER OUR PRICE **59/6** P. & P. 2/6.

### RECORD CHANGERS

B.S.R. U.A.8 Complete with latest "ful-fi" cartridge **£6-19-6**

Stereo **£7-19-6**

COLLARO CONQUEST 4 speed auto **£7-19-6**

GARRARD RC120 4 speed auto **9 GNS.**

COLLARO JUNIOR 4 speed single play complete with Arm and P.U. **£3-15-0**

Garrard TA Mk. II. Wired for Stereo, plug-in head, 4 speed single play. **£8-9-0**

E.M.I. 4-speed single play **£4-9-0**

P. & P. 3/6.

### COMPLETE POCKET RADIO KIT "THE COMPANION" (Our improved version of the Traveller's Friend). COMPLETE KIT OF PARTS **£8-19-6**

P. & P. 3/6. In leatherette case.

This amazing set can be built complete for £8/19/6. Size 6½ x 4½ x 1½in., just right for the pocket. Uses 6 guaranteed first grade transistors, covering Long and Medium wavebands, latest printed circuit. High Q internal ferrite rod aerial, with socket for car aerial. Complete with step by step instructions. All parts sold separately. Battery PP.4 (Ever Ready 2/- each).

### THE ONLY REMAINING STOCKIST OF AVANTIC AMPLIFIERS AT GREATLY REDUCED PRICES SPA11 STEREO AMPLIFIER AND PRE-AMPLIFIER

Twinn 10 watts output, 3-dimensional Monaural reproduction by combining both channels, 3 inputs for each channel. Size 14½in. wide, 4in. high, 8½in. deep. LIST PRICE **£29/8/-**.

**19 GNS.** CARR. & INS. 7/6.

PL6/21 10 WATTS MONAURAL AMPLIFIER AND COMBINED PRE-AMPLIFIER CONTROL UNIT. 5 inputs. Size 14½in. wide, 9in. deep, 4in. high.

**19 GNS.** LIST PRICE **£29/8/-**. CARR. & INS. 7/6.

### LABGEAR OUTPUT METER

**£2-19-6** Complete Kit P. & P. 2/-.

At last a Meter at the right price for the home constructor. An accurate Audio Power Output Meter. Two ranges 25mW to 1W and 1W to 10W. Accuracy 5% matched for 3, 15, 600 ohms with inst. and tech. data. New 3in. 0-1 mA. meter.



NOT GOVERNMENT SURPLUS.

### RECORDING TAPE OFFER

FAMOUS MAKE P.V.C. BASE ON PLASTIC SPOOL.

1,800ft. on 7in. spool 32/6. 1,200ft. on 7in. spool 21/-, 1,200ft. on 5½in. spool 22/6. 850ft. on 5½in. spool 16/6. P. & P. 1/6.

## WIRECOMP ELECTRONICS

373 HARROW ROAD, LONDON, W.9. TEL.: GUNNINGHAM 9530  
Hours of business: 9 a.m. to 6 p.m. Open all day Saturday  
Opposite Paddington General Hospital. Buses 18B & 36 pass the door

### GRAHAM GEARED MOTORS

115 v. A.C. 1/6th H.P., variable speed box 0-166. Size of unit 14½ x 9½ x 8in. **£8/10/-**. Carr. 10/-.

INDICATOR UNIT Type 1-152-c (U.S.A.) 3in. tube 3DP1, 1 rectifier 2x2 and 3x 6AG5, with controls, etc. In a neat metal box 11x6x6½in. 50/- each. Post 2/6.



U.S.A. R-B/APN-4 RECEIVERS, designed for RDF. Valves 1-6SN7, 4-6BK7, 1-VR105, 1-5U4G, 1-6BL7, 3-6B4G, 2-879/2, 1-6B37, all GT type. Complete unit with transformers, condensers, etc. As new, first-class condition. Price 65/- each. Packing and carriage 7/6.

AMERICAN L.T. TRANSFORMERS. Potted type, finished in black crackle and very conservatively rated. (1) 230 v. input 2 x 6.3 volts CT, at 3 amps, and 6.3 volts at 3 amps, output, 18/3 each. (2) 250 volt input, 2x6.3 volts at 3 amps, and 6.3 volts CT, at 3 amps, output, 17/6 each. (3) 230 volts input, 28 volts at 2 amps, and 2 volts at 1 amp, 12/6 each. (4) 230 volts input, 3x6.3 volts at 3 amps, CT, 1, 6.3 volts 3 amp, 22/6 each. (All these transformers are new and boxed, please include postage 3/6 each.)

CATHODRAY TUBES. CV 1525 (3EG1), 3 inch fl. 4 volts. Anode 1,300 volts. Base same as 139A, U12. 35/- each. Carriage 2/6. CV 1525. Ideal tube for the small scope. 35/- each. Packing and carriage 2/6. Brand new.

AMERICAN COMPUTERS AN-II-70A. Single parallax. Contains 8 relays 10 k.c. 2 change-over plat. contacts, 8 relays 300 ohms, 2 change-over silver contacts (all relays are small type) 9x6V6 small GT, 3x6X5 GT., and 2 6SN7. Seven small D.C. motors 27 v. 6 relay motors, 10 small microswitches. Plus gears, condensers, ball bearings and pots, etc. This unrepeatable bargain. **£10** each.

DOUBLE PARALLAX AN-II-70-B. Similar to the above but larger, etc., weight 140lb. Brand new. **£12/10/-** each. Carr. £1.

MOTOR ASSEMBLY. Servo unit, C-11 A. G1020. 26 volts D.C. Auto pilot. New in cartons. Price **£3/10/-** each. Carriage 7/6. C-1 Auto pilot flight gyro unit. Price **£2/10/-** each. Carriage 5/-.

VARIABLE RESISTORS, 3 ohms 10 amps., 18/6 each. Post 3/-. TRANSFORMERS (drop thro type). 110 and 230 volts pri., 275-0-275 at 125 ma., 6.35 v. at 0.9 amps., 6.4 v. at 4 amps. Size 4 x 4 x 4½in. 22/6 each. Post 3/-. WINE DETECTORS. Type 6A, small lightweight 25 lb. packed, complete with spares and carrying case. New **£6/10/-** each. Carriage 5/-. CRYSTALS FR241A (lin. spacing), 54th Harmonic in Mc/s. 20.0-27.9 Mc/s. In equal steps of 100 kc/s., 7/6 each. 27.0 to 38.9, 72nd Harmonic, in 100 kc/s. steps, 7/6 each. ROTAX CONVERTERS, Type 8A. 24 v. D.C. input, 115 v. A.C. at 1.8 amps. 400 cycles, 3-phase, **£6/10/-** each. Carr. 7/6. Other types in stock.

NEW LIST AVAILABLE BEND GD. IN STAMPS.

PLEASE INCLUDE POSTAGE ON GOODS

TERMS C.W.O. All goods offered are ex-W.D. S.A.E. for enquiries.

## W. MILLS

3-B TRULOCK ROAD, TOTTENHAM, N.17

Phone: Tottenham 9213 & 9330

## SERVO & ELECTRONIC SALES LTD.

High Frequency Alternator Set o/p 200 v. 1100 cfs 1½ kva, 1/p 415 v. 50 c/s 3 ph. with control panel, regulators and switchgear. Mfr. E.D.C., brand new stock **£50** complete (70/-). Other alternators available for 400 and 2000 c/s. Electrostatic Voltmeters, 0-15 kv. in. oak carrying case Evered Edgemoor, brand new **£7/10/-** (9/6). Turner M22 meters 0-10 kv. 3½in. diam. **£3/10/-** (2/6). 2½in. 0-1500 v. 25/- (2/-). 0-3 kv 35/- (2/-). Magnetic Clutch 20 v. 0.575 a., torque rating 5ft. lb. 85/- (5/-). Uniselectors ex equip. 5 bank 25 way 100 ohm coil 35/- (2/-), 8 bank 25 way 37.5+37.5 ohm coils 55/- (2/6). Communication Receivers R208 50 kc/s to 30 Mc/s cont. in 9 ranges 15 valve s'hell. 0.7, 2.5 or 8 kc/s. bandwidth, 100-250 v. 50 c/s. or 12 v. supply, sensy. 2-4µv. The installation comprises receiver, power unit and range extension unit with interconnecting plugs for only **£30** (35/-). A really superlative receiver. Transmitter receivers. Type 1988. xstl controlled 10 channel 124-166 mc/s **£8/15/-** (12/6) circuits available separately 2/6. Sunvic hot wire vacuum switch relay controllers F102-3 230 v. 2 kw. 30/- (3/-) F203-3 230 v. 7 kw. 45/- (3/-). EHT Transformers. 230 v. A.C. to 9.5 kv. 3 ma. herm. aid. 55/- (3/6). EHT capacitors 0.02µF 11kv. 12/6 (2/6). 0.1µF 11kv. 17/6 (3/6). Milliammeters 0-200 ma. 2½in. **£8/10/-** (2/-). E.E. Sealed refrigerator units 110 v. 50 c/s. with cooling coils ice box and thermostat, charged, brand new **£20** (carr. extra). C core transformers 110/200/250 v. i/p, o/p 500/450/0/450/500 v. 360 ma. 75/- (6/-) another o/p 0/2.5/5/6.4 v. at 2 a. four times 35/- (3/6). A number of transformers with 230 v. 1000 c/s. primaries also available. Travelling wave tubes please write for details. Plessey Mk. 4 plugs and sockets a wide range in stock, please send us your requirements with CZ Nos. if possible. Turner M455 meters 5/0/5 v. brand new 38/6 (2/6). Evershed Vigorless servo motors several types in stock. Drayton GK Geared motors 37 r.p.m. 230 v. A.C. 75/- (4/-). E.E. Capacitor start motors 230 v. A.C. 3 h.p. 1,425 r.p.m. **£5/19/6** (7/0) Ericson counter tubes CG12/4b 20/- (1/6). ERO Power Units, 12 v. D.C. 1/p 35/- new, boxed (3/6). Advance Signal Generators T49 230 v. 1/p, o/p 20 to 110 mc/s. 1µv to 10 mv. (100µm carrier meter) in 5 ranges, intl. mod. exc. condn. **£10** (10/-). Sprague motor suppression condensers 0.004µF 1000 v. A.C. wkg. ins. case 1/3 ea. 12/- doz., 70/- 100, **£25** 1000 (1/-, 2/6 and cp resp). Arcoelectric panel lamps L890 red amber or green 3/6 (6d.). Germanium diodes new guaranteed not rejects, GEX 34 2/-, GEX35 2/6, GEX55 1/5-, GJ3M 10/-. Silicon diodes Z810A 12/6, ZR20 15/6 (6d.). Carpenter polarized relays T3A46 each side stable, operate at 0.25 v. 2.2 ma. 27/6 (1/-). W.E. 705A valves 12/6 (2/6). Jumbo bases 4 pin 3/6 (1/-). Tantalum electrolytics STC 10µF 6 v. 10/- (6d.). Size 11 synchros and servomotors. Types 26v11CT4a and 11M47a available ex stock in brand new condition. Bertech meteorological balloons 500g. 15/- (1/6). Quartz crystals 200 kc/s. 20/-, 500 kc/s. 25/-, 2 mc/s 25/-, 5 mc/s. 30/- all brand new stock (2/-). Ferranti cold cathode thyristors G10 12/6 (1/-). Top grade computer magnetic recording tape ½in., 600ft. lengths on 3in. professional spools, 15/- (1/6). V.C. stock Maripis, Selwyn Ipois and all electrical components for automatic computation and control. Please add carriage in brackets.

Post orders to 1, Hopton Pde., Streatham High Road, London, S.W.16.

Callers to 43, High St., Orpington, Kent. Tels.: Streatham 6165 and Orpington 31066.

Terms: Net monthly approved accounts only otherwise, C.W.O.



# EDDY'S (NOTTM.) LTD. Dept. W.W., 172 Alfreton Road, NOTTINGHAM

**CAR RADIO KITS.** 7 Transistors, Long and Medium waves. 2 watt output. R.F. stage and auto gain control 10 1/2 Gns. 6 or 12 volts (state which). Supplied with full instructions. Size 7 1/2 x 7 1/2 x 2 1/2 inch. Speaker extra 17/11. P. & P. 5/-

**NIFE ACCUMULATORS.** 1.25 v., size 3 x 2 1/2 x 1/2 in. 7 amp. hrs. Weight 13 oz. 1/11 each. P. & P. 1/6 one only, add 9d. per cell.

**POCKET RADIO.** 2 Transistor with miniature speaker complete with all parts, wiring diagram and full instructions, 27/6. Batteries 1/- P. & P. 1/6.

**THROAT MIKES 2/- each.** Post 9d. Could be used for electrifying musical instruments, etc.

**VIBRATORS.** 12 volt 4 pin 4/11. Post 1/-.

**RECTIFIER/STABILISER.** 1.4 volt valves, midget 3/-. Post 6d.

ALL ABOVE ARE NEW AND GUARANTEED.

**NEW OR SURPLUS VALVES GUARANTEED AND TESTED BY RETURN POST.**

AC2/PENDD	EY86 ... 7/9	PZ30 ... 9/6	6K7G ... 1/11
DAF91 ... 7/6	EZ81 ... 6/9	TDD4 ... 7/6	6K7M ... 7/6
DAF96 ... 4/6	GTIC ... 6/11	UCH42 ... 7/6	6K8G ... 5/3
DAF96 ... 6/11	HL23DD ... 7/11	UF41 ... 7/9	6Q7G ... 5/9
DF91 ... 3/11	KT33C ... 6/6	VP23 ... 6/3	6SA7M ... 5/9
DF96 ... 6/11	K53 ... 5/-	ID5 ... 7/6	6SG7M ... 4/9
DK91 ... 5/6	MU14 ... 7/-	IL4 ... 3/6	6SL7M ... 5/9
DK92 ... 7/6	PCC84 ... 7/3	IR5 ... 5/6	6SL7GT ... 6/6
DL96 ... 6/11	PCC85 ... 9/3	IS5 ... 4/6	6SN7GT ... 4/3
DM70 ... 6/11	PCF80 ... 7/3	IT4 ... 3/11	6U4GT ... 10/6
EM41 ... 6/11	PCF82 ... 7/6	3A4 ... 7/6	6V6G ... 4/9
ECC85 ... 6/11	PCL83 ... 12/6	354 ... 5/11	6V6GT ... 6/6
ECC85 ... 6/11	PCL84 ... 12/6	3V4 ... 6/9	12A6 ... 5/3
ECC85 ... 6/11	PCL85 ... 12/6	5U4G ... 5/9	12K7G ... 7/6
EF36 ... 12/3	PENA4 ... 12/6	5Y3G ... 5/9	12K7G ... 5/3
EF40 ... 12/3	PEN36C ... 8/-	5Z4G ... 7/6	12Q7G ... 5/3
EF41 ... 7/6	PEN46 ... 7/6	5Z4M ... 11/-	20D1 ... 8/6
EF42 ... 7/6	PL33 ... 8/3	6B8G ... 2/11	20P1 ... 9/6
EF80 ... 5/-	PL36 ... 10/9	6C4 ... 3/6	20P3 ... 12/6
EF85 ... 5/11	PL81 ... 9/-	6F33 ... 6/6	25A6G ... 8/6
EF86 ... 9/6	PL82 ... 7/-	6J5G ... 2/9	25L6G ... 7/6
EL84 ... 6/6	PL83 ... 7/-	6J5GT ... 3/6	95A ... 1/6
EL85 ... 10/3	PL84 ... 9/6	6J5M ... 4/3	955 ... 2/6
EL91 ... 4/6	PY81 ... 6/6	6J6 ... 5/6	956 ... 3/6
EY51 ... 7/11	PY82 ... 6/9	6J7G ... 5/-	956 ... 3/6

Any parcel insured against damage in transit for only 6d. extra per order. All uninsured parcels at customers' risk. Post and Packing 6d. per valve extra. C.W.O. or C.O.D. only, C.O.D. charge 3/- extra. S.A.E. with Enquiries.

## "6 plus 1" TRANSISTOR RADIO KIT UNBEATABLE VALUE!



**MANUFACTURERS' CURRENT PRODUCTION OFFER.** A fortunate bulk purchase enables us to offer one of the season's most outstanding bargains in Portable Transistor Radio Kits. This kit is a modern, sensitive quality circuit Receiver Unit with all the latest features. Six BVA transistors and 1 diode, printed circuit, med. and long waves. Ferrite aerial, car radio input 600 mW., push-pull output into 3 ohm speaker, calibrated dial and slow-motion tuning, etc. Size approx. 9 x 2 1/2 in.

**KIT of Parts including 5 Gns.** printed circuit. SET of 6 Transistors and 1 Diode, 45/- 3 ohm Speaker 7in. x 3 1/2in.—ONLY 15/6. Details. Circuit and Instructions 1/6.

**BARGAIN OFFER! Complete Kit £6/19/6** Send 3d. stamp for full Cabinets available shortly. Carr. 2/6.

### BARGAINS GARRARD PLAYER UNITS

**SINGLE PLAYERS:**  
Model 48P £6/17/6, Carr. 3/6.  
Model TA Mk. 2 £7/19/6, Carr. 3/6.  
Model 4HF. £17/19/6 Carr. 4/6.  
**AUTOCHANGERS:**  
Model EC 210 with plug-in GCS head, 10 Gns. Carr. 4/6.  
Transcription Auto Changer Model "A"—just released. £18/19/6. Carr. 5/-.  
Comprehensive range in stock.

### COAX 80 ohm CABLE

High grade low loss Cellular Air Spaced Polythene—1/2in. diam. Stranded Coax—Famous Mfrs.

Now only 6d. a yard.

**BARGAIN PRICES—SPECIAL LENGTHS**  
20 yds. 9/- P. & P. 1/6. Coax. Plugs 1/-  
40 yds. 17/6 P. & P. 2/-. Sockets, 1/-  
60 yds. 25/- P. & P. 3/-. Couplers, 1/3.

**VOLUME CONTROLS—5K—2 Meg.** ohms. 3in. SPINDLES. MORGANITE MIDGET TYPE. 1 1/2in. diam. Guar. 1 year. LOG or LIN ratios less 8w., 3/- D.P. Sw. 4/6. Twin Stereo less 8w., 6/6. D.P. Sw., 8/-.

**CONDENSERS—Silver Mica.** All values, 2 pt. to 1,000 pl., 6d. each. Ditto, ceramics 9d. Tub. 450 v. T.C.C., etc., .001 mfd. .01 and 1/350 v., 9d. .02/1500 v., 1/- .25 Hums 1/6. .5 T.C.C. 1/9, etc., etc.

**RESISTORS—FULL RANGE** 10 ohms—10 megohms 20% 1/2 w. and 1/4 w., 3d., 1 w., 5d. (Midget type modern ratings), 1 w., 6d., 2 w., 9d., 10% HI-STAB. 1 w., 5d., 1 w., 7d., 5% 1/2 w., 9d., 1% HI-STAB. 1 w., 1/6

**W/W RESISTORS.** 25 ohms to 10K 5W., 1/3, 10w., 1/6, 15w., 2/-

**PRE-SET W/W POTS.** T/V type, 25 ohms —50K ohms 3/-. 50K—2 Meg. (Carbon 3/-)

**Electrolytics All Types New Stock**  
**TUBULAR CAN TYPES**  
25/25 v. 50/12 v. 1/9 8+8/450 v. 4/6  
50/50 v. 100/25 v. 2/- 32+32/275 v. 4/6  
8/450 v. 4/350 v. 2/3 50+50/350 v. 6/6  
16+16/450 v. 5/6 80+250/275 v. 12/6  
32+32/450 v. 6/6 100+200/275 v. 12/6  
Transistor Midget Types — all values 1 mfd. to 100 mfd. 1/9 ea. 6v/12v.

**RECORDING TAPE—Famous American Columbia (CBS) Premier quality tape at NEW REDUCED PRICES.** A genuine recommended Quality Tape—TRY IT! Brand new, boxed and full guaranteed. Fitted with leader and stop folls.  
Standard  
5in. 600ft. 15/- 900ft. 19/6  
5 1/2in. 900ft. 16/6 1200ft. 22/6  
7in. 1200ft. 21/- 1800ft. 32/6  
Post & Pack., per reel, 1/- plus 6d. ea. for additional reels.  
**SPECIAL OFFER.** 3in. mfrs. surplus tape, 225ft. 5/6. P. & P. per reel 6d.  
**TAPE REELS.** Special offer. Manfr. surplus. Replacement plastic spools. 7in. 3/6, 5 1/2in. 3/3, 5in. 3/-, 3in. 2/6.

### NEW VALVES GUARANTEED ALL BOXED

1T4 6/-	ECL82 10/6	PCF80 9/6
1R5, 1857/6	ECL80 10/6	PCL83 12/6
384, 3V47/6	EF80 8/-	PCL84 12/6
DAF96 9/-	EF86 12/6	PL81 12/6
DF90 9/-	EL84 8/6	PL82 9/6
DK96 9/-	EY61 9/6	PL83 10/6
DL96 9/-	EY86 10/-	PY32 12/6
ECC81 8/-	EZ81 7/6	PY81 9/6
ECC82 8/-	GZ32 12/6	PY82 7/6
ECC83 8/-	PCC84 9/6	U25 12/6

### JASON FM TUNER UNITS

Designer-approved kits of parts available.  
FMT1, 5 Gns. 4 valves, 20/-  
FMT2, 27. 5 valves, 37/6.  
JTV2, £13/19/6. 4 valves, 32/6.  
NEW JASON F.M. HANDBOOK, 2/6.  
48 hr. Alignment Service, 7/6. P. & P. 2/6.

### TRANSISTOR BARGAINS / Sensational Reduced Prices!

Mullard G.E.C.	
OC44 10/6 Mixer 874	9/6
OC45 9/6 I.F. 873	9/-
OA70 2/9 Det. GEX34	3/6
OC81D 7/6 Driver GET114	6/6
2XOC81 17/6 Matched Pair	2XGET114 15/6
Mullard Set: 6 trans. and 1 diode	G.E.C. Set: 6 trans. and 1 diode
GENUINE 48V QUALITY 18T	GRADE—ALL POST FREE.

We manufacture all types Radio Mains Trans. Chokes, Quality O/P Trans., etc. Enquiries invited for Specials, Prototypes or small production runs, Quotation by return.

**SPEAKER FRET—Expanded Bronze** anodised metal 8 x 8in., 2/3; 12 x 8in., 3/-; 12 x 12in., 4/6; 12 x 16in., 6/-; 24 x 12in. 9/-; 36 x 12in., 13/6, etc., etc.

**TYGAN FRET (Contemporary pat.),** 12 x 12in., 2/-; 12 x 16in., 3/-; 12 x 24in., 4/-, etc.

**RECORDING TAPE—Famous American Columbia (CBS) Premier quality tape at NEW REDUCED PRICES.** A genuine recommended Quality Tape—TRY IT! Brand new, boxed and full guaranteed. Fitted with leader and stop folls.  
Standard  
5in. 600ft. 15/- 900ft. 19/6  
5 1/2in. 900ft. 16/6 1200ft. 22/6  
7in. 1200ft. 21/- 1800ft. 32/6  
Post & Pack., per reel, 1/- plus 6d. ea. for additional reels.  
**SPECIAL OFFER.** 3in. mfrs. surplus tape, 225ft. 5/6. P. & P. per reel 6d.  
**TAPE REELS.** Special offer. Manfr. surplus. Replacement plastic spools. 7in. 3/6, 5 1/2in. 3/3, 5in. 3/-, 3in. 2/6.

# EMEC THE INSTRUMENTATION PEOPLE

## VARIABLE VOLTAGE TRANSFORMERS

- TYPE B5**  
5 amp. 260 v. output, as illustrated £8 10 0
- TYPE B10**  
10 amp. 260 v. output £17 15 0
- TYPE B20**  
20 amp. 260 v. output £32 0 0

Large easily read Dial calibrated 0-260 v. Totally enclosed with Input and Output Terminals. Ideally suited for Laboratory experimental work and Schools.

## INSTRUMENTATION

Control installation for all industrial and commercial processes. Many hours of frustration and unnecessary expense can be avoided by co-operation in the initial stages between mechanical and electronic engineers. If you have any control problems we would be very pleased to offer you our experience and advice.

## TRANSFORMERS & SATURABLE REACTORS

Complete systems, engineered to your specification, for any type of variable power output.

## THE ELECTRONIC & MECHANICAL ENG. CO. LTD. FORGE LANE, HALESOWEN, BIRMINGHAM

Telephone: Halesowen 2656  
Telegrams: EMEC Halesowen, Birmingham

## PORTABLE TRANSISTOR — RECORD PLAYER



**6 v. OPERATION. 1-WATT OUTPUT**  
A Modern Unit contemporarily designed for quality reproduction. Listed 15 Gns.  
6 v. Garrard B.A.1 Player Unit ..... 59/6+(2/6)  
1 WATT—4 TRANSISTOR AMPLIFIER 79/6+(2/6)  
CABINET and 7in. x 4in. SPEAKER.. 39/6+(2/6)  
**COMPLETE 3 UNIT KIT. BARGAIN PRICE**  
£7/19/6, carr. 3/6

Send 3d. stamp full details—Circuit & instructions 2/6 post free.


Only a few items are listed from our comprehensive stock. Write now for full bargain lists. 3d.

Terms: C.W.O. or C.O.D., post and packing up to 1/6. 7d. 11b. 1/11; 31b. 1/6; 51b. 2/-; 101b. 2/9

**RS RADIO COMPONENT SPECIALISTS** Established 1946

70 BRIGSTOCK RD., THORNTON HEATH, SURREY  
Tel.: THO 2188; 9 Hours: a.m.—6 p.m. 1 p.m. Wednesday.

**CLEAN AND SILENT  
D.C. to A.C.  
UP TO 100 WATTS  
WITH THE  
FELGATE ELECTRONIC  
INVERTER MK II**



FROM 210/250 VOLTS D.C.  
NO MOVING PARTS  
FREQUENCY CONTROL

Manufactured by

**MCCARTHY  
RADIO AND ELECTRONICS  
LIMITED**  
STUDLAND HALL, STUDLAND STREET,  
LONDON, W.6.

**"TELFAC"**

**REGUNNED T.V. TUBES**

Supplied from stock and despatched per British Railways SAME DAY. COMPLETE NEW GUNS fitted in every tube and fully guaranteed for TWELVE MONTHS.

	Mullard	Mazda
12in. ....	£4 0 0	£4 10 0
14in. MW ...	£4 10 0	£5 0 0
14in. AW ....	£5 0 0	£5 0 0
15in. 2 volt ...	£5 10 0	£5 10 0
15in. 12 volt...	£5 0 0	£5 0 0
16in. ....	£5 10 0	
17in. MW ...	£5 0 0	£5 0 0
17in. AW .....	£5 10 0	£5 10 0
21in. MW. ....	£6 10 0	£6 10 0
21in. AW .....	£7 0 0	£7 0 0

MW = Magnetic Focus  
AW = Electrostatic Focus

Plus 10/- for carriage and insurance.

Other types not listed available. Please contact:—

**J. P. WRIGHT**  
TELEVISION FACTORS  
103 Carr House Road  
Doncaster

Sole Distribution Agent:  
Phone: DON 2636

**NEW—Quality Tools at cut prices.**  
**ENGINEERS 12in. ADJUSTABLE SQUARE WITH SPIRIT LEVEL 9/6.**  
**5in. VERNIER CALIPERS WITH DEPTH GAUGE 9/6.**  
**WHIT. OPEN END SPANNERS, drop forged and plated, set 8, 1/2in. to 1 1/2in., 13/6.**  
**POCKET NEON TESTER, with retractable screwdriver, 5/-.**  
**5in. SIDE CUTTERS 5/6.**  
**5in. PLATED ROUND NOSE TAPERED PLIERS, 5/6.**  
**7in. FLAT NOSE BOX JOINT TAPERED PLIERS, 8/6.**  
**7 1/2in. COMBINATION PLIERS, 6/-.**  
**TUB. HACKSAWS (Eclipse type), 11/9.**  
**H.S. TWIST DRILLS. Set of 7, 1/4in. to 1 1/2in. 4/-.**  
Full size in wallet, 6/-.  
Set of 13—9/6.  
Set of 17, 1/4in. to 1 1/2in. in wood case, 15/6.  
Double Geared 1/2in. Chuck hand drill 24/-.

**OUR FAMOUS TRANSFORMERS.** Input 200/250 v. Output tapped 3, 4, 5, 6, 8, 9, 10, 12, 15, 18, 20, 24, 30 v., 2 amp., 24/6. 17. 11 v., 8 a., 30/-.  
5 a., 24/6. 3.5 v., 9, 17 v., 1 a., 13/-.  
P.P. 12in. **SPEAKERS WITH 5in. TWEETERS** by leading makers, 75/-.  
Less than half list price.  
**NEW 12in. SPEAKERS, 12 watt** (list price £12/12/-), £8/17/6.  
**NEW CELESTION OVAL SPEAKERS.** 8 1/2 x 5 1/2in. 24/-.  
**RELAYS.** Single make contacts, 24 v. 25 amp., 15/-.  
**RELAYS.** 4,000 ohm. S.M. or S.B., 6/-.  
**LAVOIS LABORATORY MICRO WAVE FREQUENCY METER.** 300-600 Mc/s. £25.  
**B.C. 604 F.M. TRANSMITTER.** Push button and manual tuning, 20-28 mc/s. Complete with 80 Freq. Crystals in 100 kc/s. stages. 24 v. power supply incorporated and with B.C. 603 Receiver for same, £30.

**P.V.C. Recording Tape.** Finest Quality. 850ft. reels, 19/-.  
**Hi-Fi CRYSTAL MICROPHONES** in Grey Bakelite case, 15/6.  
**G.B. ELECTRONIC CRYSTAL STICK MICROPHONE** in polished steel case. 1 1/2 x 6in., complete with lead and plated Bulgin jack plug, 42/6. Weight 5 ozs.

**F.W. METAL RECTIFIERS.** 12/6 volt, 1 a., 7/6; 3 a., 13/-; 4 a., 17/6; 6 a., 27/6; 24 v. 2 a., 23/6; 12 v. 6 amp., 30/-; 12 v. 16 a., 45/-.  
**ARCO SLIDE SWITCHES D.PDT. 2/6.**  
**TOGGLE SWITCHES DPDT 3/6.** SP 1/9.  
**MICRO SWITCHES,** spring leaf, Make and Break, 5/6.  
**MAINS TRANSFORMER AND RECTIFIER** giving 12 v. 1 a. D.C. Output, 19/6. And with Output 30 v. 2 a., 33/6.

**NICKEL NIFE BATTERIES.** 1.2 volt. 2.5 amp. Size 3 x 2 1/2 x 1in. Practically everlasting. 6/- or 3 for 16/-. 4 for 21/-.  
**Ex W.D. MORSE KEYS.** 3/6, 6/- and 8/6.  
**1,000 NEW S.T.C. FREQ. CRYSTALS** 10,555 kc/s. to 19,872 kc/s., 5/6 each. Plus 6d. postage. Lists available.

**PAXOLIN PANELS** 12 x 6 x 1/2in., 3/6. P.P. 4ft. x 3 1/2in. x 1/2in. 10/6.  
**W/W RHEOSTATS** 12 v. 1 a., 2/6; 5 a. 4 1/2in. Dia. 10/6.

**12 v. MINIATURE RELAYS.** 1 1/2 x 1 1/2 x 1in. Wgt. 1 1/2 ozs. S.P.C.O., 8/6. S.P.C.O. and 3 M. 9/6.

**12 v. D.C. RELAYS.** 2 make 6/-; 2 for 11/6.  
**BENCH GEARED HAND-GRINDER.** 6 x 1in. stone 33/6.

**BENCH VICE.** 2 1/2in. with clamp. 15/6.  
**EX. W.D. 12 v. D.C. Reversible Geared Motors.** 2 1/2 x 1 1/2in. Ideal for all model use, 16/6. Wgt. 10 ozs.

**Enquiries welcome for RELAYS to meet your requirements. Please state operating voltage and/or current. Contacts and applied voltage.**

Lists sent on request. All post paid.

**THE  
RADIO & ELECTRICAL MART**

P.O. Box 9 G.P.O. Tunbridge Wells, Kent

**FUNDAMENTALS OF RADIO  
RECEIVER SERVICING**

By E. M. Squire  
Third Edition.

A concise introductory guide to the practical operation of a radio receiver, presented in such a way that new radio receiver engineers, testers, and dealers may be able to obtain a working knowledge of receivers and servicing equipment in the shortest time. Particular attention has been paid to F.M. receivers, transistor receivers and printed circuits; and in addition the whole text has been carefully revised and brought fully up-to-date. 15/- net.

**AN INTRODUCTION TO  
THE THEORY AND  
PRACTICE OF TRANSISTORS**

By J. R. Tillman, D.Sc., A.R.C.S., and F. F. Roberts B.Sc.(Eng.), A.M.I.E.E.

A new work for physicists and electronic engineers at graduate and Higher National Certificate level. It gives the theoretical background of semi-conductor and transistor physics and then covers technology, electrical properties of semi-conductors, diodes and transistors with applications. 57/6 net.

**PITMAN**

PARKER ST., KINGSWAY  
LONDON, W.C.2

**VOMEG** is a new high impedance electronic test meter with facilities for a wide range of measurements including

**VOLTS D.C.** 1 volt F.S.D. to 3 KV. in 8 ranges. Input impedance 1 volt range 10.5 MegΩ, other ranges 30 MegΩ.

**VOLTS A.C.** 1.5 Volts F.S.D. to 1 Kv. in 7 ranges.

**FREQUENCY RESPONSE.** 35 c/s to 6 Mc/s. Extending to 200 Mc/s using crystal probe for R.F.


**RESISTANCE.** 0.2Ω to 1000 MegΩ in 6 ranges.

**CURRENT.** 0.1μA F.S.D. to 30μA in 6 ranges

**INSULATION.** Using an external battery insulation resistance values up to 100,000 MegΩ may be measured.

**Price  
£26.10.0**

For details of the VOMEG and other instruments please write to:—



**SWAN  
ELECTRONICS**  
75, BELLENDEN ROAD, LONDON, S.E.15.  
Telephone NEW CROSS 7136

# **F**erranti computers

announce vacancies in the

## **BRACKNELL LABORATORIES**

for

### **SENIOR & JUNIOR ELECTRONIC ENGINEERS**

for the commissioning, installation and trials of special purpose digital data processing systems.

Applicants should preferably have Higher National Certificate or equivalent. The senior posts call for several years' experience with electronic equipment, preferably including some time spent on digital circuits. Training will be given if necessary in the special techniques involved.

**The appointments offer ideal working conditions in modern well-equipped Laboratories, with opportunities to travel.**

Interviews can be arranged in either London or Bracknell and applicants are invited to state their preference when writing for application forms to T. J. Lunt, Staff Manager, Ferranti Limited, Hollinwood, Lancs. Reference PFD/8 should be quoted.

**Are you a Skilled  
and Experienced  
Electronics Technician?**

---

**Have you been  
a Wireless or Radar Fitter  
in the Armed Forces?**

---

**Do you have good  
Technical Qualifications  
but lack Industrial  
Experience?**

If you can answer "YES" to at least one of these questions then we should like to hear from you.

We need new test and calibration engineers to help us increase the output of our very wide range of telecommunications measuring instruments.

The work requires the understanding of the most modern and varied circuit techniques and embraces all frequencies up to 10,000 mc/s.

The posts are permanent and pensionable and will prove attractive to men who believe strongly that there is a real career for them in production.

*Call or write to:*

**MARCONI INSTRUMENTS LIMITED**  
LONGACRES · ST. ALBANS · HERTFORDSHIRE

# Make Your Ability **PAY**

**UNLIMITED OPPORTUNITIES** exist today for "getting on" . . . but only for the fully trained man. Let I.C.S. tuition develop your talents and help you to success. **STUDY IS EASY** with I.C.S. guidance. The courses are thorough. Printed manuals, fully illustrated, make study simple and progress sure. **YOUR ROAD TO SUCCESS** can start from here—today. Complete this coupon and post it to us, for full particulars of the course which interests you. **MODERATE FEES INCLUDE ALL BOOKS.**

Take the right course now . . .

- |  |   |   |
|--|---|---|
| <b>ADVERTISING</b><br>Gen. Advertising, Retail & Dept. Store, Copywriting.   | <b>HORTICULTURE</b><br>Complete Gardening<br>Flower & Veg. Growing  | <b>PHOTOGRAPHY</b><br>Practical Photography<br>P.D.A. Examination   |
| <b>ART</b><br>Oil & Water Colour<br>Commercial Illustrating  | <b>MANAGEMENT</b><br>Business Management<br>Hotel Management<br>Office Management<br>Industrial Management<br>Personnel Management<br>Work Study, Foremanship   | <b>POLICE</b><br>Police Entrance Exam.  |
| <b>BUILDING</b><br>Architecture, Clerk of Wks.<br>Buildg. Constr. & Allied Trades, Quantity Surveyg.                               | <b>MECHANICAL &amp; MOTOR ENGINEERING</b><br>Engineering Maths., Weld'g<br>Diesel Engines and Locom.<br>Inspection, Workshop Pract.<br>Refrigeration, Motor Mech.<br>Running and Maintenance<br>(many other subjects) | <b>RADIO, T.V. &amp; ELECTL.</b><br>Radio Servicing & Engrg.<br>T.V. Servicing & Engrg.<br>Radio Constrn. (with kits) |
| <b>CIVIL ENGINEERING</b><br>Highway Eng., Struct. Engrg.<br>Concrete Engineering   |   | <b>SELLING</b><br>Commercial Travellers<br>Sales Mangnt., Ret. Selling  |
| <b>COMMERCE</b><br>Bookkeeping, Accountancy<br>Office Training, Costing,<br>Secretaryship, Storekeeping<br>Shorthand & Typewriting |   | <b>WRITING FOR PROFIT</b><br>Short Story Writing<br>Free-Lance Journalism<br>And many other subjects.                 |
| <b>DRAUGHTSMANSHIP</b><br>Architectural, Mechanical,<br>Maths. & Machine Drawing<br>Drawing Office Practice<br>Structural Drawing  | <b>INTENSIVE COACHING</b> for all principal examinations, including C.I.S., A.C.C.A., I.C.W.A., B.I.M., A.M.I.Mech.E., Brit.I.R.E., I.Q.S., City & Guilds of London Institute, R.H.S., etc.                           |   |

*Start today the I.C.S way!*

(Dept. 222R)

Intertext House, Parkgate Rd., London, S.W.11

Send FREE book on.....

Name .....

Address .....

Occupation ..... 7.61

## INTERNATIONAL CORRESPONDENCE SCHOOLS

## GRAMPIAN TELEVISION LTD. TECHNICAL STAFF at ABERDEEN STUDIOS

GRAMPIAN TELEVISION LIMITED, the Company which will serve the North and East of Scotland with Independent television from Autumn 1961, announces vacancies, at its new specially built studios in ABERDEEN, for all grades of TECHNICAL STAFF among the following categories:—

- |                                       |   |
|---------------------------------------|---|
| <b>STUDIO OPERATIONS :</b>            | Cameras<br>Lighting<br>Sound Control<br>Vision Control      |
| <b>CENTRAL TECHNICAL FACILITIES :</b> | Master Control<br>Communications<br>Telecine<br>Maintenance |

Current industry salaries, in the range £891-£1,782 will be offered according to qualifications and experience. Pension Scheme. Excellent canteen facilities will be provided.

Please reply, stating post required, with full details of qualifications and previous career to GRAMPIAN TELEVISION LTD., 6 CROWN TERRACE, ABERDEEN, and mark envelope "TECHNICAL STAFF".

# TECHNICAL ACCOUNT EXECUTIVE

A leading Advertising Agency are seeking an Electronic Technologist with experience in technical authorship and a keen interest in publicity.

Previous experience in advertising is not essential but an advantage. Salary commensurate with experience and ability.

Applicants should write, giving full details of career, education to:  
E. J. GALLIANO, SAWARD BAKER AND CO. LTD., 27 CHANCERY LANE, LONDON, W.C.2.

# NEW!

DO-IT-YOURSELF TRAINING TECHNIQUE  
in RADIO & ELECTRONICS  
YOU LEARN while you BUILD . . .

Simple . . . Practical . . .  
Fascinating . . .

**ANNOUNCING**—after years of successful operation in other countries—the latest system in home training in electronics introduced by a new British training organisation. *AT LAST*—a simple way of learning—by practical means—the "how and why" of electronics with the minimum of theory and no mathematics! **YOU LEARN WHILST BUILDING** actual equipment with the components and parts which we send you—and you really have fun whilst learning! And afterwards—you have a first-rate piece of home equipment plus the knowledge of how it works and how it can be serviced. **THIS NEW SYSTEM** brings you an exciting new opportunity at a very moderate cost—and there are **NO MATHEMATICS!** Post the reply coupon **TODAY** for **FREE** Brochure, to Britain's Leading Radio Training Organisation.



- BUILD YOUR OWN:—**
- RADIO EQUIPMENT
  - HI-FI INSTALLATION
  - TEST EQUIPMENT
- AND LEARN AS YOU DO IT

LOTS OF INSTRUCTIVE  
EXPERIMENTS AT HOME!

*No Mathematics!*

**FREE-**

To: RADIOSTRUCTOR (Dept. G106)  
Reading, Berks.  
Please send Brochure without obligation to

**POST TODAY**

Name.....  
Address.....  
(812).....

BLOCK  
CAPS  
PLEASE  
7.61

# RADIOSTRUCTOR

BRITAIN'S LEADING ELECTRONIC TRAINING ORGANISATION

# 'ENGLISH ELECTRIC' CONTROL ENGINEERING

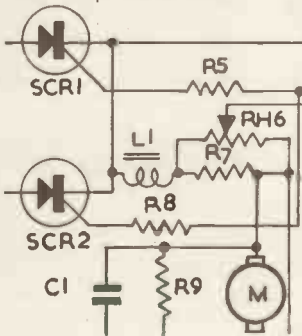
Semi-conductor devices are currently being exploited in the design of control schemes for variable speed drives, static power supplies, inverters and static switching.

There is so much interesting and important development work to be carried out that it is not surprising that there is a national shortage of engineers in the control engineering field.

The circuit extract on the right contains elements familiar to those currently engaged in

- **Electronic measurement and instrumentation**
- **Electronic process and sequence control**
- **Rectifier control schemes**
- **Line communications and**
- **Radio**

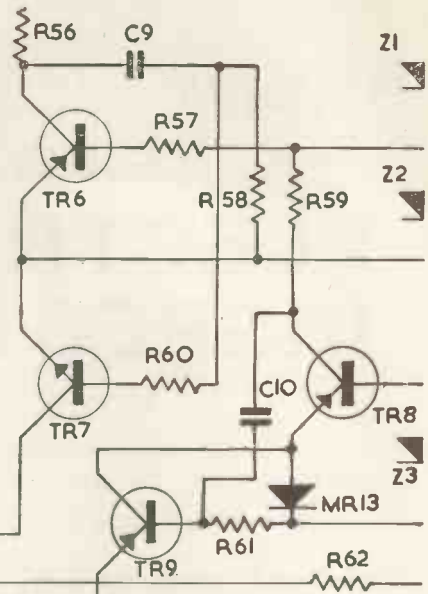
and such people can make an immediate contribution to the development of special circuits . . .



. . . that now incorporate control silicon rectifiers for applications such as that illustrated in part on the left which is for a reversing and regenerating D.C. motor drive • Experience thus gained could lead to the control engineering of full-scale comprehensive schemes.

Any person who feels his background may suit him for developing these new techniques is invited to send details of qualifications and experience to, and quote reference WW306A.

**THE DIRECTOR • GROUP PERSONNEL SERVICES**  
**ENGLISH ELECTRIC HOUSE • STRAND • LONDON WC2**



## THE PEMBRIDGE COLLEGE OF ELECTRONICS

*offers training in*

## RADIO TELEVISION AND ELECTRONICS

### ATTENDING COURSE

Full-time One Year Course in Radio and Television. College course in basic principles for prospective servicing engineers.

Next course commences 5th September 1961

This course is recognised by the Radio Trades Examination Board (R.T.E.B.) for the new Servicing Certificate examinations.

### HOME-STUDY COURSES

A. Radio and Television Servicing.

(1) Introductory course.

(2) Basic course covering R.T.E.B. Intermediate Radio and Television Servicing Certificate examination.

B. Courses in Radio, Telecommunications and Mathematics up to City and Guilds Telecommunication Technicians' Final Certificate.

For details, write to:

**The Principal, P11**  
**THE PEMBRIDGE COLLEGE**  
**OF ELECTRONICS**

34a Hereford Road, London, W.2

# MINISTRY OF AVIATION E.I.D. ELECTRONIC INSPECTORS

required for

Radio, Radar, Components & Electrical Ancillaries at Bromley & Woolwich and elsewhere in London & the Home Counties.

Varied and interesting work with opportunities for gaining valuable experience and further training. Excellent Promotion Prospects.

Pay 266/- to 281/- (With prospects of further progression to 306/-) for a 5-day week. Skilled men apply, stating experience, to:—

**ELECTRICAL INSPECTION DIRECTORATE (W.W.)**  
AO/L  
Aquila, Golf Road, Bromley, Kent

Due to further expansion, ABC Television invites applications for the following vacancies:—

- **SOUND BALANCER**
- **SOUND ASSISTANTS GRADE B**

Applicants should have previous TV experience and the ability to carry out first line maintenance.

- **ASSISTANT ENGINEERS**

Videotape, Telecine, or Communications  
A thorough basic knowledge of electronics and the ability to maintain equipment is essential. Industrial experience in an allied industry would be an advantage.

- **SOUND DEVELOPMENT ENGINEER**

Previous experience in the field of audio development work essential.

Salaries are in the range of £891—£1560 p.a.



Applications must be made in writing to  
The Personnel Manager, ABC Television Ltd.  
Broom Road · Teddington · Middlesex

## UNREPEATABLE OFFER SAVE £'s

6 MULLARD transistors and diode superhet receiver kit, Push Pull output, ferrite rod aerial, 2½ in. high flux speaker, CAMERA shape cover of fine leather Hide, with shoulder strap, MAJESTIC appearance.  
CAN BE BUILT Complete for only £6/15/6 plus 3/- p. & p. and 2/- Battery.

Very, very easy to assemble. Circuit diagram and instructions supplied free on order.

**SURKITT ELECTRONICS LTD**  
16 Chalcot Square, London, N.W.1  
Tel.: PRI 3962

## MINICOIL PRODUCTS

Manufacturers of:—

Miniature Precision Coils to Specification. Chokes, Delay Lines, Pulse Transformers etc. Also Stockists of Ferrite Material, Coil formers, Copper Wire, Insulating tape, etc.

2A MAXWELL ROAD PORTSMOUTH  
Phone: Portsmouth 33330



## A.D LOUDSPEAKER ENCLOSURES

SHERWOOD TYPE for  
Goodmans 12" Speakers  
£15-10-0

**A. DAVIES & CO.**  
(CABINET MAKERS)  
3 Parkhill Place (off Parkhill  
Road) London, N.W.3  
GULiver 5775

## REBUILT TV TUBES

**FULLY GUARANTEED 12 MONTHS**  
Complete New Gun fitted in every Tube

12"	£4.0.0	17"	£5.0.0
14"	£4.10.0	21"	£7.0.0

Immediate Delivery

Allowance on Old Tube

Carriage and Insurance 10/- extra

**NU-GUN TELETUBES LIMITED**

3 The Mews, Duckett Rd., Harringay, London, N.4.  
Telephone: MOUntview 2903

## RADIO POLICE

An **INSPECTOR OF POLICE (SIGNALS)** is required by **GOVERNMENT OF NYASALAND**.

Choice of contract terms for 1 tour 2-3 years with 10% gratuity or permanent and pensionable terms. Commencing salary according to age and experience in scale rising to £1,285. Cost of living allowance of 5% of salary also payable. Initial outfit grant and annual uniform allowance. Free passages. Liberal leave on full salary.

Candidates of good education and physique, normal vision without glasses, must have sound knowledge of maintenance and installation of H.F. and V.H.F. fixed and mobile simplex and duplex radio telephone systems. Experience in the maintenance of low power petrol/electricity chargers and alternators would be an advantage.

Apply to **CROWN AGENTS, 4 Millbank, London, S.W.1**, for application form and further particulars, stating age, name, brief details of qualifications and experience and quoting reference M2A/50901/WF.

## UNICAM INSTRUMENTS LIMITED

This Company specialises in the production of high quality optical instruments for use in spectrum analysis and has an international reputation as a leader in this field. At all stages of manufacture the best standards of workmanship are needed.

We have vacancies for men with electronic experience for testing. Radar and radio technicians with fault-finding experience would be suitable.

If you have the kind of background which you think would fit you for this interesting work in a pleasant University city, please let us have full details of your qualifications and experience.

Write to:

**The Works Manager,  
Unicam Instruments Limited,  
Arbury Works, Cambridge,**

quoting reference E.S.55.

# FREE TO AMBITIOUS ENGINEERS

— THE LATEST EDITION OF ENGINEERING OPPORTUNITIES

## Have you sent for your copy?

**ENGINEERING OPPORTUNITIES** is a highly informative 156-page guide to the best paid engineering posts. It tells you how you can quickly prepare at home for a recognised engineering qualification and outlines a wonderful range of modern Home Study Courses in all branches of Engineering. This unique book also gives full details of the Practical Radio & Electronics Courses, administered by our Specialist Electronics Training Division—the *B.I.E.T. School of Electronics*, explains the benefits of our Employment Dept. and shows you how to qualify for five years promotion in one year.

## We definitely Guarantee

**“NO PASS—NO FEE”**

Whatever your age or experience, you cannot afford to miss reading this famous book. If you are earning less than £25 a week, send for your copy of “ENGINEERING OPPORTUNITIES” today—FREE.

**BRITISH INSTITUTE OF ENGINEERING TECHNOLOGY** (Incorporating E.M.I. Institutes)  
(Dept. SE/22), 29 Wright's Lane, London, W.8

**THE B.I.E.T. IS THE LEADING ORGANISATION OF ITS KIND IN THE WORLD**

### WHICH IS YOUR PET SUBJECT?

Mechanical Eng.,  
Electrical Eng.,  
Civil Engineering,  
Radio Engineering,  
Automobile Eng.,  
Aeronautical Eng.,  
Production Eng.,  
Building, Plastics,  
Draughtsmanship,  
Television, etc.

### GET SOME LETTERS AFTER YOUR NAME!

A.M.I. Mech. E.  
A.M.I.C.E.  
A.M.I. Prod. E.  
A.M.I.M.I.  
A.I.O.B.  
A.F.R. Ae.S.  
B.Sc.  
A.M. Brit. I.R.E.  
City & Guilds  
Gen. Cert. of Education  
Etc., etc.

### PRACTICAL EQUIPMENT

Basic Practical and Theoretic Courses for beginners in Radio, T.V., Electronics, Etc., A.M. Brit. I.R.E. City & Guilds Radio Amateurs' Exam. R.T.E.B. Certificate P.M.G. Certificate Practical Radio Radio & Television Servicing Practical Electronics Electronics Engineering Automation

### INCLUDING TOOLS!

The specialist Electronics Division of *B.I.E.T.* (incorporating *E.M.I. Institutes*) *NOW* offers you a real laboratory training at home with practical equipment. Ask for details.

### B.I.E.T. SCHOOL OF ELECTRONICS



### POST COUPON NOW!

Please send me your FREE 156-page “ENGINEERING OPPORTUNITIES”  
(Write if you prefer not to cut page)

NAME.....

ADDRESS.....

SUBJECT OR EXAM THAT INTERESTS ME.....

## WHAT'S YOUR LINE?

RADAR ELECTRONICS ?  
TELEVISION ELECTRONICS ?  
PULSE CIRCUITRY ?

**THIS IS OURS**

## COMPUTING SYSTEM SERVICING

Do you aspire to a position with responsibility for many thousands of pounds worth of equipment? Do you realise that this field offers excellent prospects of promotion? If so, send in full particulars of yourself to:

- £1100

### ‘ENGLISH ELECTRIC’

Department G.P.S.

ENGLISH ELECTRIC HOUSE, STRAND, LONDON, WC2

Quoting Ref. Number 390H/W.W.

- £800

for consideration against positions which are and will be available after training in London, the Home Counties, West Country, Midlands and the North West and others which involve travel both in this country and abroad. The Company is prepared to assist in any housing problem that may arise.

**UNITED KINGDOM ATOMIC ENERGY AUTHORITY  
PRODUCTION GROUP  
INSTRUMENT MECHANICS**

Windscale and Calder Works, and Chapelcross Works require experienced men with knowledge of electronic equipment and/or industrial instrumentation for fault diagnosis, repair and calibration of a wide range of instruments used in nuclear reactors, radiation laboratories and chemical plant. This interesting work involves the maintenance of instruments using pulse techniques, wide band low noise amplifiers, pulse amplitude analysers, counting circuits, television and industrial instruments used for the measurement of pressure, temperature and flow.

Men with Services, Industrial or Commercial background of radar, radio, television, industrial or aircraft instruments are invited to write for further information. Training Courses in Specialised Techniques are provided for successful applicants having suitable Instrumentation background.

Married men living beyond daily travelling distance will be eligible for housing. A lodging allowance is payable whilst waiting for housing. Working conditions and promotion prospects are good.

Applications to:

**Works Labour Manager, Windscale and Calder Works, Sellafield, Seascale, Cumberland**

or

**Works Labour Manager, Chapelcross Works, Annan, Dumfriesshire, Scotland.**

## DIGITAL COMPUTERS

Resulting from continued expansion in the computer field, a number of vacancies have arisen for Graduate Electronic Engineers and for Technicians of O.N.C. standard. The additional staff are needed for technical supervision and maintenance of Digital Computer Installation. Vacancies exist in London, Birmingham, Sheffield, Coventry and Manchester.

Training will be provided for this interesting work and there are opportunities for rapid promotion to positions of responsibility. Salaries are generous and in proportion to ability. Pension plan.

Please write to

**Personnel Manager,  
THE NATIONAL CASH REGISTER  
COMPANY LTD.  
206-216 Marylebone Road,  
London, N.W.1.**

COUNTY OF ESSEX  
**SOUTH-EAST ESSEX TECHNICAL  
COLLEGE, Longbridge Road, Dagenham**  
**MARINE RADIO  
OFFICERS' COURSES**

The College offers full-time courses of one or two years' duration leading to the 1st and 2nd Class P.M.G. Certificates and the M.O.T. Radar Maintenance Certificate. Applications for enrolment should be made as soon as possible. Late enrolments may be considered up to 11th September, 1961. Officers possessing the P.M.G. 2nd Class or both 1st and 2nd Class Certificates may join the course at appropriate points to complete their qualification. For further particulars apply to the Principal.

### PLYMOUTH AND DEVONPORT TECHNICAL COLLEGE

Tavistock Road, Plymouth.

Principal: E. Bailey, B.Sc., F.R.I.C.,  
A.M.I. Chem. E.

## RADIO OFFICERS COURSES

Full-time courses start in September 1961 for P.M.G., Radio and M.O.T. Radar Maintenance Certificates. Applications, giving particulars of previous education, should be made now to the Principal.

## INSPECTORS & TESTERS

fully experienced, required for testing and inspecting VHF Radiotelephone or telegraph equipment. Interesting work using own initiative with advanced techniques, pleasant working conditions in attractive country district. Apply with details of experience and remuneration expected to the  
**Personnel Officer,  
A.T. & E. (Bridgnorth) Ltd.,  
Bridgnorth, Shropshire.**

## SOUTHAMPTON TECHNICAL COLLEGE

Principal: F. T. West, M.B.E., A.I.Stuct.E., M.I.Prod.E.

### Department of Electrical Engineering

Head of Department: K. E. Everett, M.Sc.(Eng.), B.Sc.(Hons), A.C.G.I., A.M.I.E.E., M.Brit.I.R.E.

Places are now being allocated in the following Full-Time Courses in the Department of Electrical Engineering from September 1961:

#### Communication Engineering and Electronics:

Three-year course leading to College Diploma which exempts from Graduateship Examination of British Institution of Radio Engineers. Minimum age 16 years.

#### Marine Radio and Radar:

Two-year course leading to the Postmaster General's First Class Certificate for Radio Officers and the Ministry of Transport Certificate in Radar Maintenance. Holders of these qualifications become qualified Radio and Radar Officers in the Mercantile Marine. Minimum age 16 years.

Further details and forms of application may be obtained from the Registrar, Southampton Technical College, St. Mary Street, Southampton.

## NORTHERN POLYTECHNIC Holloway, N.7. NORTH 1686

### DEPARTMENT OF PHYSICS SESSION 1961-62

**Advanced Part-Time courses**  
in  
Electrical Discharges in Gases.  
Electronics and Microwave  
Physics.  
Solid State Physics.  
Nuclear Particle Counting Circuits.

These courses are open to any workers in appropriate fields. In suitable cases they can lead to the degree of M.Sc.

Enquiries should be addressed to The Head of the Department of Physics.



# A SENIOR TEST EQUIPMENT ENGINEER

**HAWKER  
SIDDELEY  
AVIATION**

is sought to assume responsibility for the design and development of equipment used to test missile control circuits. Preference will be given to graduates but applicants with H.N.C. in electrical engineering or those who are members of an appropriate institution are also invited to apply. Experience of electronic servo testing, modern techniques of A.C. and D.C. measurement also H.M. Services requirements for missile ground equipment would be an advantage.

Rented housing may be available after a reasonable waiting period.

Please write, giving your age, qualifications and experience to:

**The Personnel Manager (Ref. SH. 171),  
THE DE HAVILLAND AIRCRAFT COMPANY  
LIMITED,**

**Gunnels Wood Road,  
Stevenage, Hertfordshire.**

**THE DE HAVILLAND  
AIRCRAFT COMPANY  
LIMITED**

**VACANCIES IN GOVERNMENT SERVICE**

A number of vacancies, offering good career prospects, exist for:—  
**RADIO OPERATORS MALE**  
**CYPHER OPERATORS MALE AND TELEPRINTER OPERATORS FEMALE**  
Write, giving details of education, qualifications and experience, to:—  
**Personnel Officer, G.C.H.Q. (RCO/3)**  
Foreign Office,  
53, Clarence Street, Cheltenham, Glos.

**INTERNATIONAL AERADIO Limited** require Aircraft Radio Maintenance Engineers for service overseas. A.R.M.E. "A" and/or "B" licences essential with experience of ground radio equipments desirable. Salary and allowances dependent on area of operation and family commitments; free accommodation, pension fund, insurance and medical benefits, generous U.K. leave. Applications to Personnel Manager, 40 Park Street, London, W.1.

**FOR SALE**

**"SHELL" TAX LOSS COMPANY,  
RADIO MANUFACTURING.  
TAX LOSSES APPROX. £25,000.  
WRITE BOX No. 5015,  
c/o "WIRELESS WORLD."**

**UNITED KINGDOM  
ATOMIC ENERGY AUTHORITY  
THE RADIOCHEMICAL CENTRE  
AMERSHAM, BUCKS.**

requires an  
**ELECTRONIC INSTRUMENT  
TECHNICIAN**

for the Instrumentation Section of the Physics Department.

The man appointed will be responsible for the calibration and maintenance of the wide range of electronic instruments used for radiation measurements throughout the Centre. Supervisory experience and the possession of a National Certificate would be an advantage.

The Centre manufactures and distributes radioisotopes and is situated 25 miles north-west of London on the edge of the Chiltern Hills.

Salary: £1,060-£1,210.

Assisted housing and super-annuation schemes. Five-day week.

Application forms from :  
**The Personnel Officer,  
The Radiochemical Centre,  
White Lion Road,  
Amersham, Bucks.**

# AMPEX

The Ampex Companies based in Reading, members of an International Group manufacturing and selling precision magnetic recording equipment, have the following vacancies for which they invite applications from suitably qualified personnel.

**PROJECT ENGINEER**

for work on the development of digital and analogue recording equipment. Applicants should have a degree or H.N.C. and experience in the design of electronic and electro-mechanical apparatus. A good salary will be paid to the right man. This is an excellent opportunity for a young man of high ability to join a progressive and expanding Company.

**TECHNICIAN**

H.N.C. or O.N.C. standard with experience in electronic and electro-mechanical equipment for work mainly on the quality control and testing of electronic equipment.


**DRAUGHTSMAN**

preferably with O.N.C., experienced in electronic and chassis layouts and small mechanical assemblies, for interesting work on tape recorders.

Contributory Pension and Life Assurance Scheme.  
Free Sickness Insurance.

Apply: **Personnel Manager,  
AMPEX ELECTRONICS LTD.,  
Arkwright Road,  
Reading.  
Tel.: Reading 84221.**

## TRAINEE ELECTRONIC ENGINEERS



are manufacturers of all types of telecommunications equipment from SHF micro-wave radio to audio line systems. We are expanding our Engineering Department and require:—

### ELECTRONIC ENGINEERS

capable of producing prototype manufacturing information from laboratory schematic sketches.

We are prepared to offer a period of up to 6 months training so that successful applicants can familiarise themselves with our current range of telecommunications equipment.

Evidence of progress in ONC in electrical engineering or O and G in telecommunications; a mechanical as well as an electronic bent; some experience with electronic equipment.

A generous starting salary will be paid and this will be reviewed at the end of the training period and thereafter twice a year.

with full details to:—

The Staff Officer,

**THE GENERAL ELECTRIC CO. LTD.,**

Copsewood, Coventry.

**Training:**

**Qualifications:**

**Salary:**

**Apply:**

## CAREERS FOR RADIO TECHNICIANS IN CIVIL AVIATION

Vacancies for radio technicians aged 19 or over at Airports and Radio Stations throughout the United Kingdom maintaining radio communication and electronic navigational aids.

A fundamental knowledge of radio with some practical experience required for entry. Training given on the equipment in use.

Salary according to age and station, approx. £810 at age 25, rising to £930. Three and half weeks' holiday with pay. Paid sick leave.

Facilities to study for higher qualifications giving good prospects of pensionable posts and promotion to Telecommunications Technical Officer Grades with salary maximums £988, £1,128 and £1,388.

Apply for further details to Ministry of Aviation (EST/5a), Room 755, The Adelphi, John Adam Street, London, W.C.2, or any employment exchange quoting order No. Westminster 3552).

County Borough of Bolton—Education Dept.

**BOLTON TECHNICAL COLLEGE**

PRINCIPAL A. J. JENKINSON, M.A.

**ELECTRICAL ENGINEERING DEPARTMENT**

HEAD OF DEPARTMENT

A. C. NORMINGTON, B.Sc.(Eng.), M.I.E.E., M.Brit.I.R.E.

**DIPLOMA IN ELECTRONIC ENGINEERING**

A three year full-time course for the College Diploma.

Entry requirements: Four G.C.E. passes, including English language, Mathematics and Physics at "O" or "A" Levels.

Diplomates are exempted from: The entire examination of the British Institution of Radio Engineers.

Parts I and II of the examination of the Institute of Electrical Engineers.

Further particulars from the Principal, Bolton Technical College, Manchester Road, Bolton.

### ELECTRICAL ENGINEERS

The Motor Accessory Division of S. SMITH & SONS (ENGLAND) LTD., with Headquarters at Cricklewood, N.W.2, have vacancies for Electrical Engineers who possess knowledge and experience of automation control circuits and timers. Electrical trade apprenticeship is essential.

Applicants must be capable of using all types of electrical instruments and be qualified to H.N.C. standard or equivalent.

The Company offers first class amenities and a permanent progressive position. Salary according to age and experience.

Write in strict confidence, quoting reference SM.416, to:—

The Staff Manager,

S. SMITH & SONS (ENGLAND) Ltd.  
Cricklewood, London, N.W.2.

City and County of Bristol

Education Committee

**BRISTOL TECHNICAL COLLEGE**

**School of Marine Radio and Radar**

Applications invited for two posts of Assistant Lecturer, Grade A, Marine Radio Subjects; applicants must hold a 1st Class P.M.G. Certificate.

Burnham Technical Scale salary—£520—£1,000, with degree or equivalent and training allowances where applicable; placing on scale dependent upon approved industrial and teaching experience.

Details and application forms, returnable as soon as possible, from Registrar, Bristol Technical College, Ashley Down, Bristol, 7.

Please quote ref. BTC 61/7 when applying.



Another stage of our new factory at FARNBOROUGH (Hants) has been completed and we wish to build up our team of

## ELECTRONIC TESTERS AND INSPECTORS

to work in our Research and Development Laboratories.

Although we would prefer men with Final City & Guild or O.N.C., equivalent experience will be accepted. They must enjoy 'trouble shooting' and be prepared to work with the minimum of supervision on a wide range of electronic equipment.

Please apply to: S. H. Fothergill, Personnel Officer

**THE SOLARTRON ELECTRONIC GROUP LTD.**

Victoria Road, Farnborough, Hants.

### BROADCASTING ENGINEER (TRAINING)

Required by the GOVERNMENT OF UGANDA Information Department. Appointment on contract for one tour of 21-27 months in first instance. Commencing salary according to age and experience in scale rising to £1,956 a year. Gratuity at rate of 25% of total emoluments. Outfit allowance £30. Free passages. Liberal leave on full salary.

Candidates must have teaching experience, ability to give theoretical instruction in telecommunication subjects and practical instruction in maintenance and operation of medium power broadcasting transmitters, studio control and recording equipment.

Apply to CROWN AGENTS, 4, Millbank, London, S.W.1, for application form and further particulars, stating age, name, brief details of qualifications and experience, and quoting reference M2A/50941WF.

The Traffic and Safety Division of the Road Research Laboratory, Langley, Bucks., requires Assistant Experimental Officers for the following posts:—

**Traffic Section**—Design, construction and maintenance of electronic and electro-mechanical equipment, for research into traffic problems; collection and analysis of data.

**Statistics and Planning Section**—Carrying out traffic surveys, analysing results, abstracting and classifying records; operation of punched card equipment.

**Computer Group**—Work with an electronic digital computer.

**Vehicles Section**—Experiments on the performance and safety aspects of cars and motor cycles, including crash tests with actual vehicles, and Laboratory tests on components and accessories.

**Lighting and Road Users Section**—Assist in experiments on lighting; design of crash barriers.

**Quals.**—Minimum G.C.E. (A) level in two Science or Maths. subjects. Over 22. Pass degree, H.N.C. or equivalent expected.

**Interim Salary Scales**—£458 per annum at age 18, rising to £983, with prospects of promotion to Experimental Officer (Salary Scale: £1,087-£1,336.) The Laboratory will be moving to new accommodation at Crowthorne, near Bracknell, in Berkshire, in two to three years' time. Application Form and further information from Director, Road Research Laboratory, Harmondsworth, West Drayton, Middlesex. Tel. Skyport 1421. Closing date 12 July, 1961.

*As part of the continued expansion of the Towcester Division this well-known and progressive Company is setting up a new*

**APPLICATIONS LABORATORY**

Vacancies now exist for **Electronic and Electromechanical Engineers and Physicists** to work in the fields of **Telecommunication Ferrites, Memory Store Systems, Piezo-Electric and Magnetostrictive devices, Ceramic and Tantalum Capacitors, Microwave Absorbing Materials, R.F. Suppression, Silicon Rectifiers and Solid State devices.**

The work will be of a varied nature and will require considerable imagination and hard work, backed by a sound technical approach. Development, research and life testing facilities are already established in support of this laboratory.

Applications are invited from highly qualified and experienced men, for appointments as Group and Section Leaders. There is also a vacancy for a SENIOR APPLICATIONS ENGINEER to control the teams.

These are key appointments and salaries will be commensurate with the demands made of the successful candidates. Immediate entry into Superannuation and Life Assurance Scheme.

**Plessey**

Apply in confidence to the Regional Personnel Manager, The Plessey Company Limited, Wood Burcote Way, Towcester, Northants.

**RADIO POLICE  
NORTHERN RHODESIA**

Radio Technicians required for appointment as INSPECTOR/SENIOR INSPECTOR OF POLICE, NORTHERN RHODESIA on agreement for one tour of 3 years in first instance with prospects of permanent and pensionable employment. Salary according to age and experience in scale rising to £1,380 a year. Plain clothes allowance £24 a year. Married accommodation with heavy furniture available immediately at low rental. Free passages. Liberal leave on full salary:

Candidates, 23 to 35 years of age, of good physique, should possess maths and physics at G.C.E. "O" level standard. They should have a sound knowledge of installation and maintenance of modern low and medium power V.H.F. static and mobile equipment, H.F. transmitters and receivers, including S.S.B., and petrol generator and diesel-electric sets. Knowledge of installation and maintenance of teleprinters would be an advantage.

Apply to CROWN AGENTS, 4 Millbank, London, S.W.1, for application form and further particulars, stating age, name, brief details of qualifications and experience and quoting reference M2A/51291/WF.



**TRANSFORMER DESIGNER**

An Engineer is required at the Feltham laboratories of EMI Electronics Ltd. for interesting development work on new transformer techniques, particularly in the power and audio frequency bands. Applicants should have had experience of the design and manufacture of small transformers for electronic equipment, and should be capable of developing and applying unconventional techniques in this field. Initial salary will be determined by qualifications and experience, and it is Company practice to review salaries annually on the basis of ability and potential. Please apply, giving essential details and quoting Ref. Sa/2/2, to:

Personnel Manager,  
EMI ELECTRONICS LTD.,  
HAYES, MIDDLESEX.

## TECHNICALLY TRAINED by

# ICS

## IN RADIO, TELEVISION AND ELECTRONIC ENGINEERING

Opportunities in Radio Engineering and allied professions await the ICS trained man. ICS Courses open a new world to the keen student . . .

**RADIO AND TELEVISION ENGINEERING;  
RADIO AND TV SERVICING;  
ELECTRONICS, COMPUTERS &  
DATA PROCESSING, etc.**

ICS Courses give very real help to the man setting up his own business or facing a technical career in the radio industry.

Examination Courses for:—British Institution of Radio Engineers, City & Guilds TELECOMMUNICATION TECHNICIANS, C. & G. Radio & TV Servicing (R.T.E.B.) and C. & G. Radio Amateurs.

**LEARN-AS-YOU-BUILD PRACTICAL RADIO COURSE**  
Build your own 4-valve TRF and 5-valve superhet radio receiver Signal Generator and High-quality Multimeter.

**FILL IN AND POST THIS ICS COUPON TODAY.**  
It brings the FREE ICS Prospectus containing full particulars of ICS courses in Radio, Television and Electronics.

**INTERNATIONAL  
CORRESPONDENCE  
SCHOOLS**

**... A WHOLE WORLD  
OF KNOWLEDGE for  
the KEEN STUDENT**

International Correspondence Schools  
(Dept. 222P), Intertext House, Parkgate  
Road, London, S.W.11

NAME .....

ADDRESS .....

Block Capitals Please

7.61

## RADIO TESTERS FOR TRANSISTOR RECEIVERS

Must be able to carry out production alignment of transistor radio receivers. Highest rates of pay plus very substantial bonuses. Existing holiday arrangements will be honoured. Free transportation to and from work.

**Apply to:— Works Manager  
(Mr. W. Chandler),  
FIDELITY RADIO LIMITED,  
Archdale Works,  
Blechynden Street,  
LONDON, W.11  
Telephone: PARK 1321.**

# EVERSHED

Work of an advanced nature is now being handled in our INSTRUMENTATION Division and exceptional men are sought to fill the following vacancies in the Test Rooms:

- (a) **ELECTRONIC TEST ENGINEERS** for the production, testing and trouble-shooting of instrument and amplifier equipment employing transistors and other semi-conductor devices. A knowledge of electrical temperature measurement an advantage and an H.N.C. or O.N.C.(E) qualification is desirable.
- (b) **INSTRUMENT ASSEMBLERS/TESTERS** with experience in light assembly and calibration of pressure gauge indicators.
- (c) **SKILLED WIREMEN**, especially with experience of instruments and control panel wiring.

Those accepted will be on a STAFF basis with usual benefits including contributory pension scheme; 3 weeks' annual leave after 5 years' service; excellent social, sports and canteen facilities; and ideal working conditions. Current holiday arrangements honoured.

Please write or call:

**Personnel Manager (Ref. 154),  
Evershed & Vignoles Ltd.,  
Acton Lane Works,  
CHISWICK, W.4.**

## QUARTZ CRYSTAL PRODUCTS AUTOMATIC TELEPHONE & ELECTRIC COMPANY LTD.

have two vacancies in this field:

**A SENIOR ENGINEER** to direct and generally supervise the development and pre-production programmes for several Quartz Crystal projects. The work includes circuit development and transistorised oscillator design.

Applicants must have previous laboratory experience in piezo-electrics and possess a Higher National Certificate or equivalent qualification in physics or telecommunications. This is a responsible position involving both technical and administrative responsibilities and a salary commensurate with age and experience will be paid.

**A PROJECT ENGINEER** to take charge of the development of precision oscillator crystal units and filter crystal units. Previous industrial or laboratory experience in piezo-electrics is essential and candidates should possess appropriate academic and/or professional qualifications.

The position offers considerable scope for a man in the age range 26-40 who wishes to follow a career on research and development work in the piezoelectric field and a salary commensurate with age and experience will be paid.

There is a contributory superannuation scheme in the Company and assistance with housing problems will be given in approved cases.

Applications, giving full details of age, qualifications and experience should be sent to:—

**The Personnel Manager,  
AUTOMATIC TELEPHONE & ELECTRIC CO. LTD.,  
Strowger Works, Liverpool, 7.**

## RADIO OFFICER

Required by EAST AFRICA HIGH COMMISSION, Directorate of Civil Aviation, on contract for 1 tour of 24-27 months in first instance. Salary according to age and experience in scale (including Overseas Addition) rising to £1,479 a year. Gratuity at rate of 25% of total salary drawn. Outfit allowance £30, and Education allowance. Free passages. Liberal leave on full salary.

Candidates, over 28 years of age, must possess either a 1st Class P.M.G. Certificate or 1st Class M.C.A. Flight Radio Operator's Licence or equivalent qualification.

Successful candidate will be required for watchkeeping communicator duties at Nairobi, Entebbe or Dar-es-Salaam, or as watching assistant to a Radio Superintendent at an out-station.

Apply to **CROWN AGENTS, 4 Millbank, London, S.W.1**, for application form and further particulars, stating age, name, brief details of qualifications and experience and quoting reference M2A/51252WF.

## SOUTH-EAST ESSEX TECHNICAL COLLEGE

Longbridge Road, Dagenham

Required September, 1961:—

Grade "B" Assistant for Marine Radio Officers Course. Candidates must hold final Class P.M.G. Certificates and M.o.T. Certificate in Radar Maintenance. Ability to teach Morse and Commercial Procedure essential.

Salary scale: £700 × £27.10.0—£1,150 per annum, plus London Allowance (£38 or £51).

Application form and further particulars from the Clerk to the Governors.

## PHILIPS ELECTRICAL LIMITED

45, Nightingale Lane, S.W.12.

**ENGINEERS** required for the service and installation of X-Ray equipment. Candidates with O.N.C. (electrical) of Electronics experience would be considered. Also applicants with electronics experience as trainees. Applications with full details should be addressed to the Personnel Officer, at the above address, quoting reference SE2/61.

## A CAREER IN AUTOMATION

**Imperial Chemical Industries Limited,  
Wilton Works**

has vacancies for

### INSTRUMENT ARTIFICERS

for the installation and maintenance of all types of process instruments in a large new chemical works operating at Wilton in the North Riding of Yorkshire.

This is a comparatively new trade which is expanding rapidly; short training courses are available for tradesmen selected for this work.

Applications are invited from apprentice trained  
**INSTRUMENT ARTIFICERS, FITTERS or  
ELECTRICIANS**

Trade Union rates of pay are in operation with opportunities to earn bonus. Recreational and welfare facilities are available; there is a pension fund and a Profit Sharing Scheme. A subsistence allowance will be paid pending the allocation of a house.

Apply in writing to the  
**Labour Officer, Imperial Chemical Industries Limited,  
Wilton Works, Middlesbrough.**




## ENGINEER INSPECTORS

Engineer Inspectors are required by the Inspection Department of the Feltham laboratories of EMI Electronics, Ltd., to join a team carrying out electronic inspection of complex electronic equipment under development, and to conduct liaison with teams and workshops. A sound engineering background with experience of similar work is necessary. Candidates should have H.N.C. (Electrical Engineering) or equivalent.

Starting salaries will be determined by qualifications and ability and it is Company practice to review salaries annually on the basis of ability and potential.

Please write, giving full details and quoting Ref. Ia/1/58, to:

**Personnel Manager,  
EMI ELECTRONICS LTD.,  
HAYES, MIDDLESEX.**



Due to further expansion of its activities at

**TEDDINGTON STUDIOS**  
**ABC TELEVISION**

have vacancies for Staff in all grades amongst the following departments.

**PLANNING AND INSTALLATION DEPARTMENT**

**DEVELOPMENT & SPECIAL PROJECTS DEPARTMENT**

**CENTRAL TECHNICAL FACILITIES DEPARTMENT**

- comprising
- (a) Master Control and Communications
  - (b) Telecine
  - (c) Videotape recording
  - (d) Standards Conversion
  - (e) Maintenance

The studios are situated in pleasant surroundings by the river Thames at Teddington, with first-class restaurant and recreation facilities. A pension scheme is available subject to an initial qualifying period.

*Please write giving full details of qualifications and experience to the Personnel Department,*

**ABC TELEVISION, LTD., BROOM ROAD, TEDDINGTON, MIDDLESEX**

**SOLARTRON**

## TEST ENGINEER

is required by our Test Department for the fault finding and testing of electronic instruments to government specifications.

Applicants should have had previous experience in this work, or dealt with radar in the Services or have serviced televisions and radios.

Ref. No. 577/WW.

Please apply:—

John Delfgo,  
Assistant Personnel Officer,  
Solartron Laboratory  
Instruments Ltd.,  
Queens Road, Thames Ditton,  
Surrey.

ESSEX EDUCATION COMMITTEE

SOUTH-WEST ESSEX  
TECHNICAL COLLEGE AND  
SCHOOL OF ART  
Forest Road, Walthamstow, E.17

Applications are invited for the post of **ELECTRONICS TECHNICIAN** in the Engineering Department of South-West Essex Technical College. Applicants must have both R.T.E.B. certificates or H.N.C. in electronic subjects. Salary £760-£825 per annum, plus London Weighting. Applications should be sent to the Clerk to the Governors at the College, Forest Road, Walthamstow, E.17, within seven days.

**WAL GAIN TRANSISTORISED PRE-AMPLIFIERS**, for any purpose where it is necessary to amplify a minute voltage into useful output. Many applications. Supplied complete with 9v. battery, etc. Mono £5. Stereo or two mono channels, £7/10/0. New unit with tape equalisation **WAL HI-GAIN**, £7/18/0. **WAL D-MAG**, professional head demagnetiser, £2/10/0. **WAL BULK ERASER**, tape and film, £7/18/0. **WALTRAK** pocket audio oscillator, pocket sized, £2/10/0. Full technical leaflets.  
**WELLINGTON ACOUSTIC LABORATORIES LTD.**, Farnham, Surrey. Farnham 0481.

### NYLON · P.T.F.E.

ROD, BAR, SHEET, TUBE, STRIP, WIRE  
No quantity too small. List on application.

**BRASS · COPPER · BRONZE**  
**ALUMINIUM · LIGHT ALLOYS**  
**H. ROLLET & Co. Ltd.**

6 Chesham Place, S.W.1. BELGRAVIA 4300  
ALSO AT LIVERPOOL, BIRMINGHAM,  
MANCHESTER, LEEDS.

Instrumentation at its best . . .



**SIFAM ELECTRICAL INSTRUMENT CO. LTD.**  
WOODLAND ROAD, TORQUAY Tel. 63822/3

## ELECTRONIC DEVELOPMENT ENGINEER

required to lead a small team engaged in the development of commercial communication equipment. Applicants should have a degree or equivalent qualification and some years experience as Project Engineers. Preferred age range: 30/35 years.

**NON-CONTRIBUTORY PENSION SCHEME AND LIFE INSURANCE.**

**5 DAY WEEK.**

**EVENING INTERVIEWS ARRANGED.**

Write giving details of education, qualifications and past experience to:—

**PERSONNEL MANAGER**  
**MULTITONE ELECTRIC CO. LTD.**  
**12/20 UNDERWOOD STREET, N.1**

## BROADCASTING ENGINEER (TRAINING)

Required by the **GOVERNMENT OF UGANDA** Information Department. Appointment on contract for 1 tour of 21-27 months in first instance. Commencing salary according to age and experience in scale rising to £1,956 a year. Gratuity at rate of 25% of total emoluments. Outfit Allowance £30. Free passages. Liberal leave on full salary.

Candidates must have teaching experience, ability to give theoretical instruction in telecommunication subjects and practical instruction in maintenance and operation of medium power broadcasting transmitters, studio control and recording equipment.

Apply to **CROWN AGENTS**, 4 Millbank, London, S.W.1, for application form and further particulars, stating age, name, brief details of qualifications and experience and quoting reference M2A/50941/WF.

## ANTARCTICA

Vacancies exist for **WIRELESS OPERATOR MECHANICS** to serve with the **FALKLAND ISLANDS DEPENDENCIES SURVEY** in the Antarctic for 2 years. Salary is at the basic rate of £500 a year. Whilst in the Antarctic everything is provided free of charge including quarters, food, clothing, cigarettes, etc. Generous cash payment on completion of service.

Candidates, between 20 and 30 years of age and single must be able to transmit and receive Morse at 20 w.p.m. (plain language or code) and be capable of elementary maintenance of wireless transmitting and receiving equipment.

Successful candidates will be required to leave U.K. in October/November.

Apply to **CROWN AGENTS**, 4 Millbank, London, S.W.1, for application form and further particulars, stating age, name, brief details of qualifications and experience and quoting reference M2A/51277/W.F.

## SOUTHERN TECHNICAL SUPPLIES

### TRANSFORMERS FOR ALL MULLARD AMPLIFIERS

- OUTPUT TRANSFORMERS** (Secondaries for 3.75 and 15 ohms)
- T.44. 5-10 amp. ultra linear, 8,000 ohm. 43% tapplings, 30/- P/P. 2/-.
  - T.182. 5-10 amp. and Oeram 912, 6,600 ohm. 20% tapplings 30/- P/P. 2/-.
  - T.100. 5-10 amps. LOW loading, 6,000 ohm., 28/- P/P. 2/-.
  - T.142. 7 watt stereo amp., 9,000 ohm. 20% tapplings, 26/- P/P. 2/-.
  - T.140. 3 watt amp., type A tape amp., 3 watt stereo, 5,000 ohm., 12/- P/P. 1/6.
- MAINS TRANSFORMERS** (Primaries 240-220-200; 0-10 v. 50 c/s)
- T.55. 5-10 amp. and tuner, 300-0-300 v., 120 mA., 6.3 v. 2.5 a., 8T, 6.3 v. 2.5 a. 6.3 v. 1 a., 32/- P/P. 2/6.
  - T.56. 5-10 amp. 300-0-300 v., 60 mA., 6.3 v. 2.5 a., cT 6.3 v. 1 a., 27/- P/P. 2/6.
  - T.101. Two 5-10 amp. Low loading, 300-0-300 v., 100 mA., 6.3 v. 4 a., cT., 6.3 v. 1 a., 34/- P/P. 2/9.
  - T.143. 7 watt stereo 250-0-250 v., 150 mA., 6.3 v. 4 a. cT., 6.3 v. 1 a., 33/- P/P. 2/9.
  - T.141. 3 watt, 300-0-300 v., 60 mA., 6.3 v. 1 a., cT., 6.3 v. 1 a., 29/- P/P. 2/-.
  - T.163. 2 watt stereo 250-0-250 v., 80 mA., 6.3 v. 2 a. cT., 6.3 v. 1 a., 25/- P/P. 2/6.
- TRANSISTOR TRANSFORMERS**, write for details.  
All transformers fully guaranteed, all shrouded fully except T140 and TB. Write for our fully illustrated catalogue, with all data.  
**SPECIAL OFFERS** T44 and T66, 59/-; T143 and two T142's, 82/- P/P. 3/6 on both Mullard's latest Publication detailing the complete range "CIRCUITS FOR AUDIO AMPLIFIERS," 8/6 P/P. 1/-.  
**MULLARD REFERENCE** Manual of Transistor Circuits 12/6 P/P. 1/-.  
**SOUTHERN TECHNICAL SUPPLIES**, 83, Station Road, Portlade, Sussex

## ELECTRONIC TEST ENGINEERS AND TESTERS

Light Engineering Company in the Midlands is requiring the above for the testing of Electronic Equipment on Government Contracts and Commercial Television.

Applicants with a knowledge of this type of testing, and wishing to obtain well-paid positions, should apply stating qualifications and experience to the Personnel Manager, Box No. 5003, c/o "Wireless World."

### VACANCIES FOR RESEARCH AND DEVELOPMENT CRAFTSMEN IN GOVERNMENT SERVICE

Experience in one or more of the following:—

- ELECTRICAL** (1) Maintenance of radio communication receivers.
- (2) Sub-assembly lay out, wiring and testing of radio-type chassis.
- (3) Fault finding in and maintenance of electronic apparatus.
- (4) Maintenance of teleprinter or cypher machines and associated telegraph equipment.

**MECHANICAL** Instrument makers and general machinists with bench fitting and machine shop experience for construction of experimental and prototype electronic equipment.

**BASIC PAY** £9 18s. 2d. plus merit pay in the range of 10/- to 100/- per week. Merit pay will be assessed at interview, based on ability and the necessary basic qualifications.

Opportunities for eventual permanent and pensionable posts. Five-day week; good working conditions; single accommodation available.

Apply in writing to: Personnel Officer, G.C.H.Q. (RDC/3), 53, Clarence Street, Cheltenham, Glos.

### NORTHERN POLYTECHNIC

Holloway, N.7. NORTH 1886

DEPARTMENT OF PHYSICS

SESSION 1961-62

#### COURSES IN APPLIED PHYSICS

**SANDWICH COURSE** in the Physics and Technology of Electronics, leading to the Diploma in Technology and exemption from examination requirements of The Institute of Physics and of the Institution of Electrical Engineers.

**PART-TIME COURSE** leading to Graduateship of the Institute of Physics (Grad.Inst.P.).

#### NATIONAL CERTIFICATES IN APPLIED PHYSICS.


Ordinary National Certificate, 8.2, 8.3. Course available to students of 16 or over, having appropriate passes at G.C.E. O-level, or S.I. Higher National Certificate.

Course available to students with O.N.C. in Applied Physics, and conversion course for students with suitable passes at G.C.E. A-level.

Enquiries should be addressed to: The Head of the Department of Physics.

## DEPENDABLE RADIO SUPPLIES

12 TOTTENHAM ST., LONDON, W.1. Tel. LANGHAM 7391



### POST OFFICE RELAYS TYPE 3,000

BUILT UP TO YOUR REQUIREMENTS

Type 600 also available

SIEMENS HIGH SPEED C/O RELAYS		
250+250 ohms Twin Coils	7/6	1,000+1,000 ohms Twin Coils 10/6
500+500 ohms Twin Coils	8/6	1,700+1,700 ohms Twin Coils 17/6
850+850 ohms Twin Coils	9/6	

G.E.C. MINIATURE SEALED RELAYS			
No.	Ohms	Built Ups	Price
Z530003	670	4 C/O	21 2 1/6
Z530005	2	2 C/O	12 6
Z530008	670	2 C/O	19 6
Z530010	40	2 C/O 2K	17 6
Z530014	2	1 C/O	10 6
Z530015	40	1 C/O	12 6
Z530016	180	1 C/O	19 6
Z530018	2,500	1 C/O	£1 2 6
Z530019	2	2 C/O 2K	14 6
Z530020	2	4 C/O	16 6
Z530021	2	2M	10 6
Z530022	2	1M 1B	12 6
Z530023	2	2B 2M	13 6
Z530024	40	2M	12 6
Z530025	40	1M 1B	12 6
Z530026	40	2B 2M	15 0
Z530027	180	2M	17 6
Z530028	180	1M 1B	17 6
Z530030	670	2M	17 6
Z530031	670	1M 1B	17 6
Z530034	2,500	1M 1B	£1 2 6
Z530480	670	2B 2M	19 6
Z530430	5,000	2 C/O	£1 9 6
Z530429	2,500	2 C/O	£1 2 6

S.T.C. MINIATURE SEALED RELAY		
4184GD	700	2 C/O
4190HC	170	2 C/O

1/6 Post & Packing on all relays.

OTHER LINES AS DESCRIBED IN PREVIOUS ADVERTISEMENTS STILL AVAILABLE. SEND FOR LIST.

## MARCONI

### INSTALLATION AND COMMISSIONING ENGINEERS

are required for  
**INSTALLATION PROJECTS**  
both at home and  
**ABROAD**

Marconi's Wireless Telegraph Co. Ltd. can offer attractive openings to suitably experienced and qualified personnel in connection with the erection and commissioning of

### GROUND RADAR STATIONS and TELEVISION TRANSMITTERS

Other openings exist at all levels and some are very suitable for ex-R.A.F. radar Fitters and Mechanics. In particular we have attractive openings for Senior Engineers whose qualifications and experience enable them to accept considerable responsibility, but we can also consider graduates or similar qualified engineers who have as yet little experience in this field. Applicants must be prepared to travel. Good U.K. salaries and attractive allowances.

Please write giving full details of qualifications and experience to Mr. J. L. Scott, c/o Group Personnel Services, English Electric House, 336/7 Strand, London, W.C.2, quoting reference WW 2004A.

# Z. & I. AERO SERVICES LTD.

Head Office: 14 South Wharf Road, London, W.2

Tel.: AMBassador 0151/2 Cables: ZAERO, LONDON

A.R.B. Approved Stockists

RETAIL BRANCH (personal callers only): 85 TOTENHAM COURT ROAD, W.2 Tel.: LANGHAM 8403

Please send all enquiries, correspondence and Mail orders to Head Office

### METERS

25-0-25µA D.C. M.C. 2 1/2 in. proj. mtd.	45/-
50µA D.C. M.C. 2 1/2 in. rd. proj. mtd.	45/-
200µA D.C. M.C. 2 1/2 in. rd. fl. mtd.	32/6
200µA D.C. M.C. 2 1/2 in. rd. fl. mtd.	35/-
200µA D.C. M.C. 2 1/2 in. rd. fl. mtd., calibrated 0-30% sealed.	35/-
500-0-500µA D.C. M.C. 3 1/4 in. rd. fl. mtd., calibrated 50-0-50 µA/dec.	30/-
Western Electric	30/-
1 mA D.C. M.C. 2 1/2 in. rd. panel mtd., calibrated 0-3 mA/0-30 v.	25/-
1 mA D.C. M.C. 2 1/2 in. sq. fl. mtd.	25/-
1 mA D.C. M.C. 3 1/4 in. rd. fl. mtd., calibrated 0-15/0-45 thousand feet.	35/-
Western	30/-
1-0-1 mA D.C. M.C. 2 1/2 in. rd. fl. mtd., calibrated 100/200/400 centre zero, sealed.	22/6
50-0-50 mA D.C. M.C. 2 1/2 in. rd. fl. mtd. SIFAM type M25	22/6
200 mA D.C. M.C. 2 1/2 in. rd. fl. mtd., black scale	20/-
500-0-500 mA D.C. M.C. 2 1/2 in. rd. fl. mtd.	15/-
Western 820	15/-
1 a. D.C. M.C. 2 1/2 in. rd. fl. mtd.	25/-
2 a. D.C. M.C. 2 1/2 in. rd. fl. mtd.	25/-
5 a. D.C. M.C. 2 1/2 in. rd. fl. mtd.	25/-
5-0-5 a. D.C. M.C. 2 1/2 in. rd. fl. mtd.	25/-
10 a. D.C. M.C. 2 1/2 in. rd. fl. mtd.	25/-
20 a. D.C. M.C. 2 1/2 in. rd. proj. mtd., FGx4	10/-
40 a. D.C. M.C. 2 1/2 in. rd. proj. mtd., FGx4	10/-
10 v. D.C. M.C. 2 1/2 in. rd. fl. mtd.	10/-
0-0-30 v. D.C. M.C. 2 1/2 in. fl. mtd.	17/6
30 v. D.C. M.C. 2 1/2 in. rd. fl. mtd., suppressed zero zero position corresponds to 18 v.	20/-
150 v. A.C. MI 2 1/2 in. rd. fl. mtd.	25/-
300 v. A.C. MI 6 in. rd. fl. mtd., Turner type 32	20/-
500 v. A.C. MI 2 1/2 in. rd. panel mtd., complete with external resistance: F8D-250 v.	20/-
MARCONI "S" Meter, 2 1/2 in. rd. panel mtd., transparent scale with provision for illumination, calibrated 0-20 "8" units half scale and from 0 to 40db above 20. Fits HRO receivers.	45/-

### HIRE PURCHASE TERMS

AVAILABLE FOR THE FOLLOWING COMMUNICATIONS RECEIVERS.

MARCONI CR-100, 60 kc/s to 30 m/s in good working order. Cash price £25 0 0  
 Ditto fully overhauled to the manufacturer's specification and guaranteed for 12 months. £45 0 0  
 RCA AR-88D, 540 kc/s to 32 mc/s., in good working order. Cash Price £35 0 0  
 Ditto fully overhauled to manufacturer's specification, with replaced chassis and rewired where necessary, guaranteed for 12 months. £85 0 0  
 RCA AR-88LF, 73-550 kc/s. and 1.48-30 mc/s., in good working order. £33 0 0  
 MARCONI CR-150, 2-60 mc/s. Dual Superhet. "S" Meter. Complete with external power pack for mains operation, fully overhauled and guaranteed for 12 months. £75 0 0  
 Please write for details of H.P. Terms.

### MARCONI TF-146 STANDARD SIGNAL GENERATORS

Frequency range 85 kc/s. to 25 mc/s. Output 1µV to 1 v. Internal mod. at 400 c/s. up to 75%. Fully overhauled and guaranteed, complete with RF leads with dummy aerial. £85 0 0  
 Extra for supplying additional coil to extend the range to 12-85 kc/s. £4 10 0

MARCONI TYPE TF-88A CIRCUIT MAGNIFICATION METER. Frequency Range 15 to 170 mc/s. in four ranges ±2%. Magnification Range 60 to 1,200 in three ranges. Tuning Capacitor 12 to 85µµF with Vernier Tuning Dial. Fully overhauled and guaranteed £130 0 0

### LAE-2 HEWLETT PACKARD U.H.F. SIGNAL GENERATORS

Frequency range: 520-1,300 mc/s., R.F. or pulsed. Output: 1µF to 100 nV into 50Ω.  
 Pulsed output: rectangular envelope 100% modulated, internally or externally synchronized. Pulse rate: 80-2,500 c/s.; pulse width 2-30µsec.; pulse delay 3 to 300µsec. The instrument is supplied complete with set of calibration and correction charts. Power supplies 115 v. A.C. PRICE: fully overhauled and guaranteed £135 0 0  
 Packing and carriage. £1 0 0

### MEASUREMENTS CORPORATION TYPE 84 SIGNAL GENERATOR

Range 300-1,000 mc/s. in one band, directly calibrated. Accuracy ±.5%. Output 1µV-100mV into 50Ω. Internal sine-wave modulation at 400-1,000-2,500 c/s up to 30% and pulse at 80 to 100,000 p.p.s., 1 to 50µsec wide, with delay variable from 0 to 50µsec. Power supplies 117 v. A.C. Calibrated inductive attenuator. Fully overhauled and guaranteed. £220 0 0

### POWER UNIT DRAWERS

RECEIVER POWER UNIT DRAWER. Input 115/230 v. A.C. Output 6.3 v. at 6 a. A.C. and 250 v. H.T. at 200 mA. Fully smoothed and used. Dimensions 6 1/2 in. high x 13 1/2 in. wide and 17 1/2 in. deep. Weight 32lb. £3 P.P. 15/-

TRANSMITTER POWER UNIT DRAWER. Input 115/230 v. A.C. Output: 6.3 v. A.C. at 10 a.; 24 v. D.C. at 60 mA. highly smoothed to peak ripple of 1% 24 v. D.C. at 240 mA. for control circuits, etc.; Fixed Bias 200 v. adjustable bias from 0 to -20V; 300V H.T. at 135 mA. peak ripple 1%; 300 V peak ripple 6%. Dimensions 8 1/2 in. high x 13 1/2 in. wide x 19 1/2 in. deep. Weight 60 lb. £6 P.P. 25/-

Both power units are fitted with cooling blowers and will slide into a 12 1/2 in. wide rack.

### WESTINGHOUSE SELENIUM RECTIFIER POWER UNITS

Input 115/230 v., fully smoothed and used. Output adjustable from 50 to 140 v. D.C. by means of fine and coarse tap switches in the secondary winding. Maximum current 400 mA. continuous. Dimensions 17 1/2 in. x 10 1/2 in. deep x 3 1/2 in. high...pp. 7/6 40/-

### SPECIAL RECEIVERS

R-1359: frequency range 130-520 mc/s. in two bands. Tuned coaxial line input circuit, crystal mixer, CV-92 local oscillator, four IF stages at 13.5 mc/s. and bandwidth of 3.5 mc/s. and 420 kc/s., detector, Video Amplifier and Cathode Follower Stage, Beat Frequency Oscillator. Video or Audio output. Sensitivity approx. 10µV. for 6dB S/N ratio. External mains power supply unit. Fully overhauled and guaranteed, complete with power supply unit for 230 v. mains operation. £95 0 0  
 R-1294: frequency range 500 to 3,000 mc/s. Tuned coaxial line input circuit, crystal mixer, CV-52 local oscillator. Four IF stages at 13.5 mc/s. and bandwidth of 3.5 mc/s. Detector in two LF stages. Separate power supply unit is required. Fully overhauled and guaranteed, without power supply unit. £85 0 0  
 External power supply unit can be supplied at extra charge.

HALLICRATER S-27C; AM/FM reception in the range of 130 to 310 m/s. in one band. 117 V. A.C. operation. Fully overhauled and guaranteed. £80 0 0

TELEFUNKEN R 231/20/AM/FM Receiver, 400-800 mc/s. I.F. 2.25 mc/s.; R.F. sensitivity at 450 mc/s-10µV for S/N of 10db; Mixer-Oscillator-Four I.F. stages and two A.F. stages. Power supplies 230 v. A.C. £110 0 0  
 A/APR-4. The receiver consists of an IF Amplifier with associated Audio and Video stages and 115V. internal power supply unit. Intermediate frequency 30 mc/s. with bandwidth of 4 mc/s (wide) and 600 kc/s (narrow). Average IF sensitivity 35-56µV. Different frequency ranges are obtained by means of interchangeable plug-in RF units which contain Mixer and Oscillator stages. These RF units are available in the following ranges: 38-95 mc/s., 74-230 mc/s., 300-1,000 mc/s. and 1,000 to 2,000 mc/s. Prices of complete equipment depend on the required complement of RF Units. Details and quotations on application—please specify required frequency coverage.

### HETERODYNE WAVEMETERS

TS-173 Heterodyne Crystal Controlled Frequency Meters, range 90 to 450 Mc/s. Individual Calibration Books with numerous crystal check points. Accuracy .005% nominal and .01% interpolation. Power required; dry batteries 6 V. and 135 V. PRICE, fully overhauled and guaranteed. £120 0 0

TS-175 Heterodyne Crystal Controlled Frequency Meters, range 80 to 1,000 Mc/s., otherwise as above. PRICE, fully overhauled and guaranteed. £150 0 0

### MARCONI TYPE TIME-IS FIELD STRENGTH METERS

Transportable test set for measuring field strength of signals in the range of 150 kc/s. to 25 mc/s. The instrument consists of sensitive superheterodyne receiver providing I.F. bandwidths of 120 and 600 c/s., interchangeable circuit systems to cover complete range, and substitution oscillator. Output of the instrument can be read on a meter, recorded or displayed on an oscilloscope screen. Field strength measurements range from 1µV/metre to 5V/metre with an accuracy of 10%. All readings are in db with reference to 1µV/metre and no calibration curves are required. 6 V. accumulator operation. Fully overhauled and guaranteed. £220 0 0

### CT-82 NOISE GENERATOR AND RECEIVER NOISE FACTOR METER

Portable Mains operated instrument providing noise signal in the frequency range of 100 kc/s. to 160 mc/s. and measuring the output of the receiver. 3-step input attenuator. Output impedance 43, 75 and 400Ω. 115/230 V. operation.  
 PRICE, fully overhauled and guaranteed £55 0 0  
 Packing and carriage. £1 0 0

### MARCONI TYPE TF-85A VIDEO OSCILLATORS

Frequency Range 25 c/s. to 5 mc/s. for sine-wave output and 50 c/s. to 150 kc/s. for square-wave output, covered in two bands; max. output 1 W. into 1,000Ω sine-wave and 30 V. peak square-wave. Distortion better than 3% at full power. Fully calibrated attenuator. Mains operation.  
 PRICE, fully rebuilt to the original specification and guaranteed. £150 0 0  
 Packing and carriage. £2 10 0

### MARCONI TF-142E DISTORTION FACTOR METERS.

Frequency range 100-8,000 c/s. on fundamentals; measuring range 1 to 50%. Sensitivity at least 1 mW. Maximum input 2 watts. Mains operation.  
 PRICE, fully overhauled and guaranteed £85 0 0  
 Packing and Carriage. £1 10 0

### MARCONI TF-195L BEAT FREQUENCY OSCILLATOR

Frequency range 0 to 40,000 in two ranges. Power output 2 watts max. Total harmonic distortion less than 1.5% at 5 watts output and less than 2.5% at 2 watts between 80 c/s. to 16 kc/s. Frequency calibration accuracy ±1.5% approx. Mains operation. PRICE, fully overhauled and guaranteed. £65 0 0  
 Packing and carriage. £1 0 0

### TS-102/AP PULSE GENERATOR

The instrument provides: triggered pulses, 3µsec. wide at 30-35 v. ampli. positive or negative, into 72Ω load, at a rate of 400-900-1,600-2,000 c/s. and market pulses 4µsec. wide spaced at 3µsec. continuously variable from .3 V. Marker pulses can be delayed with respect to trigger pulses from 0 to 360°. Marker pulses spacing accuracy ±1.5%. 115 V. A.C. operation. £18 0 0  
 Packing and carriage 15/-

### AVOMETERS MODEL 7

Fully overhauled and guaranteed £12 10 0 P.P. 10/- Leads 15/- extra.  
 Ditto Mark II. £13 0 0 P.P. 10/-

E.M.I. TYPE 3794TA. Trolley mounted oscilloscope with power supply unit separate from the display unit. 4in. screen Cathode Ray Tube. Provision for mixing two separate inputs and displaying their difference on the C.R.T. "Y" Amplifier gives sensitivity from 2 to 120 mV/cm in eight ranges; frequency response from D.C. to 1 mc/s within 1 db and up to 5 mc/s to 2.5 db. "Y" shift meter for voltage measurements from 0 to 500 V. in 6 ranges. Time base from 1.5µsec. to 50 millisecc full sweep in ten ranges. "X" amplifier gives sensitivity up to 50 cm. for max. horizontal deflection. Directly calibrated time scale from 1µsec to 50 millisecc. Illuminated graticule. 180-250V. A.C. Mains operation. Fully overhauled and guaranteed. £135 0 0  
 Also Cosor double beam Type 339, Type 1030, Airmed type 723 and 830 and Mullard L101.

### 3-RANGE MICRO-MILLIAMMETER

Basic movements 50µA D.C. M.O. Ranges of 50µA, 250µA, and 1 mA. switched by a trigger switch in the back, geared with sliding scale having separate graduations for each range. Instrument is fitted with leads for soldering to test prods or crocodile clips (not supplied) £50/-

### PORTABLE METERS

MOVING IRON A.C./D.C. MIRROR SCALE FIRST GRADE PORTABLE VOLTMETERS, 0-160 V. A.C./D.C. £3 0 0  
 MOVING IRON A.C. MIRROR SCALE AMMETERS, 0-150 amps., calibrated at 25-500 c.s. £5 0 0  
 MOVING COIL FGx2 PORTABLE VOLTMETERS, Second Hand, guaranteed. £1 15 0

All Prices are Ex Our Warehouse. Packing and Delivery Charged at Cost.



HIGH SPEED RELAYS

SIGMA TYPE 4C1 OR ALLIED TYPE G. 1B 1 Amp. contact, 5,000 Ω coil. Current 4 mA. ± .5 mA. Will operate with change of current of .2 mA. Secondhand . . . . . 5/6
STEVENS ARNOLD TYPE 388 MILLISECOND. Sealed, Octal Base, 24V, 1,400 Ω Coil, 1 C.O. contact 17/18
SIEMENS TYPE HIGH SPEED SEALED RELAYS. 1 C.O. 500 mA. contact Twin Coil 2 x 145 Ω. Operating current 15 mA. with coils in series and 30 mA. with coils in parallel. Secondhand . . . . . 5/-

POST OFFICE RELAYS

Secondhand—guaranteed.
Type 600: 600 Ω Coil, 2 CO contacts. . . . . 6/6
Type 3000: 500 Ω Coil, 2 CO contacts. . . . . 7/6
Type 3000: 100 Ω Coil, 2B+2M contacts. Operates on 6V. . . . . 7/6

REVERSIBLE 12V. D.C. MINIATURE MOTORS

Delivers approx. 5 Watts power at 7,000 r.p.m. Dimensions 1 1/2 in. long x 1 1/4 in. dia. Shaft extension .077 in. dia. x 1/4 in. long. Centred-off reversing switch integral with the motor. Self-lubricated sintered bronze bearings. Brand new. . . . . 15/6 post free.

MAINS TRANSFORMERS

Parmeko EHT Filament Transformers.
Input 100/250V; and 200/250V; output 6.3V. at 3A and 4V. at 1.1A. Test Volts 1200; 4V. at 5.3A. Test Volts 4250; 4V. at 2A. and 4V. at 5A. Test Volts 2500 27/6, p.p. 3/6.
Power Transformer. Input 220V; output 310-0-310V. at 120mA. and 5V. at 3A. . . . . 25/-, p.p. 2/-
Power Transformer. Input 100 to 250V; output 275-0-275V. at 80mA. 6.3V. at 5A. and 6.3V. at 2.5A. 17/6, p.p. 2/6.
Gardner or Parmeko Power Transformers.
Input 200-250V; output 350-0-350V. at 70mA.; 6.3V. at 1A.; 6.3V. CT at 3A. and 6.3V. at 5A. 25/-, p.p. 2/6.
Gardner Power Transformers.
Input 200-250V; 450-0-450V. at 250mA. DC; 6.3V. at 3.5A.; 6.3V. at 5A.; 6.3V. at 10A.; 5.0V. at 6A. The last three outputs have test voltages of 4000V. to earth. 80/-, p.p. 10/-.

Gresham Power Transformers.

Input 110/200/230V; output 6.3V. at 1A.; 6.3V. at 2.5A.; 480V. at 100mA. DC; 6.3V. at 2A.; 5V. at 3A. 30/-, p.p. 4/6.

I.F. STRIPS

Type 476: 9.72 Mc/s.; bandwidth ±23 kc/s. at 6db and ±90 kc/s. at 40db. Three IF stages (two CV131 and one CV138); Detector CV140; Squeech/AVC (CV138). 5/-, p.p. 3/6
Type No. 1: 25 Mc/s.; Bandwidth ±180 kc/s. at 6db. Two IF stages (CV131, CV138); Second Mixer to which a signal of 21.75 Mc/s. is applied to produce a second IF of 3.25 Mc/s. . . . . 12/6, p.p. 3/-
Type No. 2: 3.25 Mc/s.; Bandwidth ±45 kc/s. at 6db.; Three IF stages (CV131); Detector/AVC CV140; Noise Limiter (Crystal CV448); Muting CV137. . . . . 15/-, p.p. 6/6
All strips are supplied complete with circuit diagrams, without valves.

SUB-CHASSIS FROM TR-1985 AIRCRAFT CRYSTAL CONTROLLED 10-CHANNEL TRANSMITTER-RECEIVER

Transmitter Chassis Type 81. Frequency range 100-125 Mc/s. Consists of 4.86 Mc/s. crystal oscillator (CV-136) coupled to Balanced Modulator (two CV-138) to which a signal at half the final receiver frequency is applied. After mixing the resulting frequency is doubled at CV-136. A.F. modulated at QV04-7 and finally amplifier at TR-15. PRICE, complete, but less valves. . . . . 3/6, p.p. 2/9
Modulator Chassis. Consists of microphone amplifier CV131, Telephone Amplifier CV-135 and push-pull audio amplifier—two CV-133. Less valves 5/-, p.p. 2/- Receiver Chassis type 114. Frequency range 100-125 Mc/s. Consists of crystal oscillator tuned to the third harmonic, CV-136, trebler, CV-136 and doubler CV-138, tuned RF stage CV-138 and Mixer CV-138. Less valves. . . . . 5/-, p.p. 2/6
Also available: DYNAMOTOR UNITS from the above sets. Input 240/250V. DC Output 250V. HT fully smoothed, at up to 200 mA. and Grid Bias supplies of -50V. At one end of rotary transformer the channel change drive mechanism is mounted. PRICE. . . . . 17/6, p.p. 5/-

CRYSTAL OVENS

Thermostatically controlled 230V. AC mains operated crystal ovens, maintaining a temperature of 66°C. ± .5°C. Complete with crystal chassis for mounting five 1/2 W twin crystals, with crystal switch. . . . . 10/-, p.p. 2/6

VENNER 8-DAY TIME SWITCHES

For plug-in mounting. 1 make and 1 break every 24 hours. 24-hour dial with night and day marking. Contacts capacity 1A. at 250V. Complete with key. Secondhand, guaranteed. . . . . 27/6, p.p. 3/6

691/CUH EQUIPMENT

SUB-CHASSIS (277-283 Mc/s FM/JAM)

TRANSMITTER OSCILLATOR: Colpitts type at crystal frequency (10.5 Mc/s. approx.) CV138; Buffer Amplifier CV138; Phase Modulator CV138 for FM transmission; Amplifier CV138, two Treblers CV138. 10/-, p.p. 3/-
RF POWER AMPLIFIER: Amplifier tuned to 92.6. 98.9 Mc/s. CV138; Trebler CV424 in push-pull working also as screen grid modulator for AM operation; Power Amplifier CV424. RF output 10 watts into 75 Ω. 7/6, p.p. 3/6
MODULATOR UNIT: Audio Amplifier—two CV131; Tone Oscillator 1,000 c/s. CV131; Tone Amplifier CV135; Modulator CV424 in push-pull. Input to Amplifier for full modulation is 8V. . . . . 15/-, p.p. 3/6
RECEIVER RF AMPLIFIER: Untuned Aerial Input circuit—grounded grid CV417; First Mixer CV417 producing an output frequency of 25 Mc/s. . . . . 10/-, p.p. 3/-
FM UNIT: FM limiter CV138; Discriminator CV140 7/6, p.p. 3/6

AUDIO OUTPUT UNIT: Audio Amplifier CV131. Power Output CV2136; output 2 watts into 600 Ω line, 10mW. for Loudspeaker Amplifier and 10mW. for Headphones. AF response flat from 300 c/s. to 3,000 c/s 15/-, p.p. 3/-

CRYSTAL OSCILLATOR UNIT: Colpitts oscillator tuned to third harmonics of 9.3333-9.5333 kc/s. crystals, CV2209; Trebler CV417, Amplifier CV417, Trebler CV417 and Amplifier CV417. . . . . 12/6, p.p. 2/6

CRYSTAL OSCILLATOR UNIT: Colpitts Oscillator tuned 21.75 Mc/s. crystal. . . . . 7/6, p.p. 2/6

ALL THE ABOVE ARE SUPPLIED WITHOUT VALVES OR CRYSTALS, WITH CIRCUIT DIAGRAMS.

BTH TAPE DECK MOTORS

200-250V. AC, output 2 watts at 1,450 r.p.m. Can be run either way by reversing end shields. Secondhand guaranteed. . . . . 17/6, p.p. 2/-

RATCHET MOTORS

12V. 1 Amp. Impulse Motor. 5.75 Ω Coil; Ratchet Wheel 100 teeth. Contact arrangement for indexing through 90° at a time. . . . . 3/6, p.p. 1/6

Table with 2 columns: Part No. and Price. Includes items like OA2, OA3, OB2, etc.

TESTED and GUARANTEED VALVES

ANY TWELVE VALVES OF THE FOLLOWING, ALL TESTED AND GUARANTEED. WILL BE SENT FOR 20/- PLUS 2/6 P.P.:
11L, 2C34, 3B24, 6AG5, 6C4, 6D6, 6G6G, 6J50, 6K7, 6SH7, 12H6, 12J6GT, 12SH7, 39/44, 53A, 955, 7133, 13D1, 268N7GT, DL810, EC91, EAC91, EF50, EF92, NGT1, NR16A, TT11, VR21, VR54, VR66, VR65, VR108, VR135, VR136.

CATHODE RAY TUBES

Table with columns: Type, dia., Vh, Va1, Va2, -Vg, Screen, Focus, Defl., Price. Lists various CRT types like 3J1P, 5CP1, etc.

KLTYSTRONS

Table with columns: Type, CV No., Vh, V. Res., -V. IamA Input, W, Output Frequency, Base, Price. Lists various klystron types like CV935, CV936, etc.

NEW Price List of Valves is now available on request.
WE have hundreds of other types in stock. Please send s.a.e. for current price list. Please add 2/6 in £ for packing and postage.

Large table with multiple columns listing various electronic components and their prices, including vacuum tubes, capacitors, and other parts.

WE URGENTLY REQUIRE AND PAY HIGHEST PRICES FOR MODERN TEST EQUIPMENT (e.g., Signal Generators, Oscillators, Microwave Test Sets, etc.), COMMUNICATIONS RECEIVERS (especially U.H.F. and E.F.H. Ranges), AIRCRAFT RADIO COMMUNICATIONS AND RADIO NAVIGATION EQUIPMENT, SPECIAL VALVES, MAGNETRONS, KLYSTRONS, ETC.

Z. & I. AERO SERVICES LTD.

RETAIL BRANCH: 85 TOTTENHAM COURT ROAD, W.2. Tel.: LAngham 8403
Please send all correspondence and Mail Orders to our Head Office at 14 SOUTH WHARF ROAD, LONDON, W.2. Tel.: AMBassador 0151/2



**FOR SOLDERING THAT'S CERTAIN ... HENLEY SOLON**  
Trade Mark

Best electric soldering irons in the business — first choice with industry for over 25 years. Full range available. 25 watt model illustrated. For leaflet write:

**AEI CABLE DIVISION**

Associated Electrical Industries Limited  
Distribution Equipment Sales Department,  
145 Charing Cross Road, London, W.C.2  
Tel: GERrard 9797.

**CABINETS, ENCLOSURES AND EQUIPMENT BY STAMFORD**

SPEAKERS	HI-FIDELITY EQUIPMENT			H.P.	
	Cash	Price	Dep.		
Goodmans 8in. Axlette	£6 12	1	28/5	8/4	
" 10in. Axion 110	25	0	20/-	4/10	
" 12in. Axion 300	£11 5	9	45/2	10/10	
Wharfedale 8in. column	£6 19	11	28/-	8/8	
" 10in. Golden/FSB	£8 8	7	33/4	8/-	
<b>CHASSIS</b>					
Armstrong Jubilee Mk. II	£30	9	0	121/10	29/3
" Stereo 65	£33	12	0	134/5	32/6
" Stereo 12 Mk. II	£44	2	0	176/5	42/4

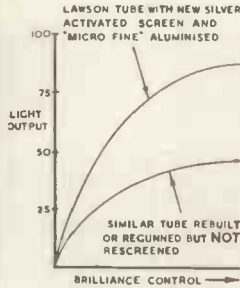


GP78 FOR STEREO OR MONAURAL. 4ft. wide Record storage. Deck 17 x 16in. Control Panel 15 x 16in. Titan Grille, also supplied with full length motor board, omitting record storage. Price £22/10/- or 90/- deposit and 9 payments 41/6.

Write for lists for Equipment, Cabinets and Enclosures. We specialise in supplying any equipment currently available. Demonstrations at our Weymouth Terrace Showroom. Our Products are supplied in oak, walnut and mahogany veneers finished in shade required. Delivery 12/6. England and Wales. 25/- Scotland.

Visit our Hi-Fidelity Showrooms at:  
84/86/88 Weymouth Terrace, off Hackney Road, LONDON, E.2. Telephone: 8HO 5003.  
Showroom hours: Monday-Saturday, 9.30 to 5.30. Late night Wednesday, 7 p.m.  
Directions: No. 6 bus from Liverpool Street Station to the Odeon, Hackney Road, walk back two turnings.  
**A. L. STAMFORD LTD. (DEPT. M4)**

**LAWSON DIRECT REPLACEMENT**  
Reprocessed TV TUBES



**EXPRESS SERVICE**  
Orders received by 3 p.m. are dispatched same day. Special service to Ireland and Scotland.

**LAWSON TUBES**  
156, PICKERSLEIGH ROAD, MALVERN, WORCS.  
TEL: 3798

**FULLY GUARANTEED 12 MONTHS**

**ENGINEERS WITH EXPERIENCE**

Know that as a television tube gets old not only does it become low emission but the light efficiency of the phosphor screen has also seriously deteriorated (up to 10% per year). This deterioration of the screen obviously continues if the tube is only rebuilt or regunned. Don't risk a "dead screen." Enjoy the brilliant, crisp, high definition of a Lawson Tube. Tubes which are absolutely **BRAND NEW** throughout (excepting the glass) and which incorporate the very latest CRT improvements. New silver activated screens, "micro fine" aluminising, high efficiency gettering, brand new direct replacement electron guns by Britain's premier manufacturers, Mullard, Mazda, Emscope, etc.

**ALL MAKES AND TYPES FROM STOCK.**

12" — £4:10:0  
14" — £5: 5:0  
15"-17" — £5:15:0  
CARR. & INS. 7/6.

C.O.D. or C.W.O. 10/-  
Gladly refunded if you wish to return your old tube (excepting 12")



YOU are invited to apply for a copy of our illustrated brochure and price list which gives full details of our wide range of

**QUARTZ CRYSTAL UNITS**

which are renowned for their **Accuracy & Reliability**

**THE QUARTZ CRYSTAL CO. LTD.**

Q.C.C. Works. | Telephones:  
Wellington Crescent, MALden 0334 & 2988  
New Malden, Surrey

**A.R.R.L. RADIO AMATEURS HANDBOOK 1961 32/6**

Postage 1/9

- High Fidelity Sound Engineering by Crowhurst. Postage 1/3 ..... 50/-
- Introduction to HI-FI by Brown. Postage 1/- ..... 21/-
- Principles of Semiconductors by Scroggie. Postage 1/- ..... 21/-
- Dictionary of Electronics by Harley Carter. Postage 1/- ..... 35/-
- Radio Valve Data, New 7th edition by Wireless World. Postage 9d. .... 6/-
- HI-FI Year Book 1961. Postage 1/- ... 10/6
- Hi-Fi for Beginners by Borwick. Postage 8d. .... 7/6
- World Radio and T.V. Handbook by Johansen. Postage 1/- ..... 16/6
- Mullard Reference Manual of Transistor Circuits. Postage 1/- ... 12/6
- Surplus Radio Conversion Manuals each Vols. 1, 2 and 3. Postage 1/- each 24/-
- Radio Amateur Examination Manual by R.S.G.B. Postage 8d. .... 5/-

**UNIVERSAL BOOK CO.**  
12 LITTLE NEWPORT STREET  
LONDON, W.C.2. (adjoining Lisle Street)

**DAMAGED METER?**

Have it repaired by Glasers  
Reduce overheads by having your damaged Electrical Measuring Instruments repaired by L. Glaser & Co. Ltd.

We specialise in the repair of all types and makes of Voltmeters, Ammeters, Microammeters, Multirange Test Meters, Electrical Thermometers, Recording Instruments, etc.  
As contractors to various Government Departments, we are the leading Electrical Instrument Repairers in the Industry. For prompt estimate and speedy delivery send defective instrument by registered post, or write to Dept. W.W.

**L. GLASER & CO. LTD.**  
98-100, Aldersgate Street, London, E.C.1  
Tel.: Monarch 6822

**TRANSFORMERS ALL TYPES**

Pot cores to close inductance values a speciality.

**PROMPT QUOTATIONS FOR ANY QUANTITY**  
WHY NOT TRY US FOR THAT TRICKY JOB?

**SWEETNAM & BRADLEY LTD.**  
BRISTOL ROAD, MALMESBURY, WILTS.  
TELEPHONE: MALMESBURY 2334

# Wireless World Classified Advertisements

Rate 9/- for 2 lines or less and 4/6 for every additional one or part thereof, average lines 6 words. Box Numbers 2 words plus 1/- (Address replies: Box 0000 c/o "Wireless World" Dorset House, Stamford St., London, S.E.1.) Trade discount details available on application. Press Day August 1961 issue, Wednesday, June 28. No responsibility accepted for errors.

## WARNING

Readers are warned that Government surplus components and valves which may be offered for sale through our displayed or classified columns carry no manufacturers' guarantee. Many of these items will have been designed for special purposes making them unsuitable for civilian use, or may have deteriorated as a result of the conditions under which they have been stored. We cannot undertake to deal with any complaints regarding any such items purchased.

### NEW RECEIVERS AND AMPLIFIERS

**DUAL** push-pull 10W AM/FM stereo quality chassis, line pre-amp tape and 2 High-flux speakers, leaflet.—Bel Sound Products, Marlborough Yard, Archway, London, N.19. [0186]

**NATIONAL** receivers, full range of this famous American make of communication receivers now available; NC-60 special, £32/7/8, NC-66 £58/9, NC-188 £74/11, NC-109 £91, NC-270 £134, NC-303 £223/2/6. HRO-60 £355/19, NC-400 £425/5.

**H.P. RADIO SERVICES, Ltd.**, 49-51, County Rd., Liverpool, 4. Famous the world over for communication equipment. [0203]

**"COMMUNICATOR"** 16 valve VHF mobile transmitters and receivers, 144/146mc/s band, with transistor power supply, £90; also available for other VHF channels.—R.E.E. Telecommunications, Ltd., Telecom Works, Crewkerne, Somerset. [9605]

**TELECOMM VHF D/S/H** communication receivers, completely transistorised, TR5 141/149 mc/s, TR7 115/135 mc/s, TR9 70/86 mc/s, TR11 50/60 mc/s, all £50 each. Also transistorised VHF signal generators, VHF pocket transmitters mobile amplifiers and AC DC converters.—R.E.E. Telecommunications, Ltd., Telecom Works, Crewkerne, Somerset. [9532]

### RECEIVERS AND AMPLIFIERS SURPLUS AND SECONDHAND

**AR88LF**, £35; **AR88D**, £38; **H.R.O.** Senior (as new), £55.—Box 5018. [9595]

**CHAPMAN A.M./F.M.** tuner, 3-band, self-powered, at £45, in cabinet.—P. S. Dickens, Kingfisher Cottage, Stratford Tony, Salisbury. [9592]

**HRO Rx's**, etc. **AR88**, **CR100**, **BRT400**, **G209**, **S640**, etc., etc. in stock.—R. T. & I. Service, Ashville Old Hall, Ashville Rd., London, E.11. Ley. 4986. [0053]

**LONG GROVE HOSPITAL**, Deptn. Surrey, has for disposal 27 secondhand Dena TV projector sets with screens, to view ring—Epsom 5286 (Extn. 37). [9576]

**51-J-3** Collins, 5mc/s-30.5mc/s, Hallcraft-ter's S-36A, 27mc/s-145mc/s, S-27CA, 125mc/s-220mc/s, URR-13B, 220mc/s-450mc/s, AR-88; frequency meters, BC-221, TS-174, TS-175A, 125kc/s-1,000mc/s.—Wright, 4a, Nepal Ave., Atherton, Manchester. Tel. 391. [0023]

### NEW TEST EQUIPMENT

**HEATHKITS** can now be seen in London and purchased on easy terms; free brochure.—Direct TV Replacements, Ltd., Dept. W.W. 26/7, 138, Lewisham Way, S.E.14. Tideway 6666. [9240]

### TEST EQUIPMENT—SURPLUS AND SECONDHAND

**MARCONI** standard signal generator TF144G; £45 o.n.o.—Box 5019. [9596]

**CHART** recorder, Record 1-0-1 milliamper, 200/250-volt clock, 6in per min.: £35.—Box 5017. [9594]

**SIGNAL** generators, oscilloscopes, output meters, wave voltmeters, frequency meters, multi-range meters, etc., etc. in stock.—R. T. & I. Service, Ashville Old Hall, Ashville Rd., London, E.11. Ley. 4986. [0056]

**MARCONI TF39G** VHF signal generator, 16/150mc/s, £25; Marconi H19 VHF walkie-talkie low band, £90; both above in excellent condition. Wanted, audio oscillator in good condition.—Box 5023. [9606]


**LABORATORY** closing down. Federal Radio standard S.G., 9.5Kcs/50Mc/s, 0.5mV/1.0v, CT212 S9, FM/AM 85Kcs/32Mc/s, RPT1 13A Scope, Furzehill B.F.O., BC221 Stab. P.A., and Mod. Avo 8 and Multimor. Taylor output-meter, C.R. bridge, Eddystone 750 Rx; plus a whole host of other electronic apparatus and components.—Box 5021, W.W. [9601]

### NEW GRAMOPHONE AND SOUND EQUIPMENT

**GLASGOW**—Recorders bought, sold, exchanged; cameras, etc., exchanged for recorders or vice-versa.—Victor Morris, 343, Argyle St., Glasgow, C.2. [0201]

# STOP... look... and hear the difference!

A Partridge Transformer makes a world of difference to any equipment—you'll have noticed how many of the better designs specify Partridge. Make sure you're not missing anything. See your dealer today or post the coupon now for full details of the latest types.



Illustrated is a "C" Core Transformer recently developed for electronic equipment. Transformers of similar construction are available for High Fidelity reproduction.



# Partridge

To: Partridge Transformers Ltd.,  
Roebuck Road, Chessington, Surrey.  
I would like the latest Pa. trade Catalogue  
information.

NAME .....

ADDRESS.....

WW

### NEW GRAMOPHONE AND SOUND EQUIPMENT

**TAPE** decks and recorders by: Ferrograph, Vortexion, Brenell, Telefunken, Reflectograph, Bradmatic. Amplifiers and tuners by: Quad, Leak, Dulci, Chapman, Rogers.

**MICROPHONES** by: Reslo, Lustraphone, S.T.C. Gramplan. All tapes and accessories.

**CLOSED** circuit television for schools and industry. Specialist audio service and sound recording.

**HIRE** purchase facilities available. **LAMBDA RECORD Co., Ltd.**, 95, Liverpool Rd., Liverpool 23. Tel. Great Crosby 4012. [9014]

**CABINETS** for Duode loudspeakers and other makes to order, equipment cabinets send sketch for quote, trade supplied.—Acoustic Products, Broughton Market, Edinburgh, 3. Tel. Wav. 4995. [9609]

**EROLICA RECORDING STUDIOS** (Est. 1949).—For the better class tape recorders for industry, research, music and private use; Ferrograph, Brenell, etc.; complete recording service; music for industry, tape/disc.—31, Peel St., Eccles, Manchester. Eccles 1624. Studio, Director Thurlow Smith. A.R.M.C.M. [0122]

**GRAMOPHONE AND SOUND EQUIPMENT—SURPLUS AND SECONDHAND**

**WANTED**, Leevers-Rich tape recorder, also S.T. & C., or Telefunken condenser mic.—Box 5022, W.W. [9602]

**RECORDING** tape; save up to 30%; send for list; also 50 second-hand recorders in stock.—E. C. Kinsley & Co., 132, Tottenham Court Rd., London, W.1. Bus. 6500. [0035]

### NEW COMPONENTS

**LINE** output transformers and scan coils for most makes, exact replacements, from 25/- used, and 45/- new; send s.a.s. for imm. quote; just a few examples from our extensive range in stock; add 2/6 for p. & p.; telephone orders sent same day c.o.d.

**NEW L.O.P.T.s** for Pye V4/V7, V4/V7T, 52/6; scan coils for above, 62/6, Ferranti L.O.P.T. 1473/4, 1773/4, 45/-; Ferguson 392/6/8 L.O.P.T., 69/6; Murphy 240/250 L.O.P.T., 62/6; Bush TV24, 67/6; TV43 67/6 L.O.P.T.s.

**T.C.S., Ltd.**, 28, Brockley Cross, S.E.4. Tid. 5394, and 112, Camberwell Rd., S.E.5. [0334]

### COMPONENTS—SURPLUS AND SECONDHAND

**SEND** for catalogue No. 14—500 illustrated items; 2/6 post free.—Arthur Sallis Radio Control, Ltd., 93 (c) North Rd., Brighton. [0193]

**ROTARY** converters, giving 250 volt 65ma and 6.3 volt 2.5amp out, many uses for portable equipment, radios, shavers, etc., two types available; 12-volt input 15/- plus 3/- post and packing; 24-volt input 10/- plus 3/- post and packing; very expensive equipment, cost several pounds to make.—Waltons Wireless Stores, 15, Church St., Wolverhampton. [0101]

### COMPONENTS WANTED

**BLOCK** Condensers.

**CONDENSERS** required, Visconol and Nitrolog types only, all voltages and capacities; send price, quantity and value to Box 5000. [9521]

### TAPE RECORDING, ETC.

**ASK** your dealer for American FerroDynamics "Brand Five" recording tapes; the best tape value! [0270]

**RENDEZVOUS RECORDS** offer comprehensive 78/45/33 tape to disc recording facilities. Leaflet from 19, Blackfriars St., Manchester, 3. [9586]

**TAPE-TO-DISC** Service, E.P.s, L.P.s, standard, comprehensive leaflet from—Toucan Sound Productions, 122, Fernlea Rd., Balham, London, S.W.12. [9573]

**TAPE** to disc recording—reduced prices, finest professional quality, 10in L.P. 30/- (32 mins.), 12in L.P. 35/- (45 mins.), 7in E.P. 17/6. 48-hour postal service; s.a.s. for leaflet to:—Deroxy Sound Service, 52, Hest Bank Lane, Hest Bank, Lancaster. Tel. H.B. 2444. [9281]

**BRAND** new recording tape, 7in reels 1,800ft Long Play 31/-, 5 1/2in 1,200ft L/P 22/6, 5in 900ft L/P 17/6; other grades, 7in x 1,200ft 16/6, 5 1/2 x 850ft 13/3, 5in x 600ft 12/- Super quality, 7in 13/3, 5 1/2in 13/9, P. & P. 1/- per reel.

**EMPTY** plastic reels, 7in 2/10, 5 1/2in 2/8, 4in 2/- each; P. & P. 9d.

**GUARANTEED** satisfaction.—A. Marshall & Son, Ltd., 18, Cricklewood B'way, London, N.W.2. Gladstone 0161-2. [9253]

**TAPE/DISC/TAPE** transfer editing; duplication; if quality and durability matter (especially with L.P.s from your precious tapes) consult Britain's oldest transfer service; new tape recorders supplied with a free service guarantee; latest American tapes (Columbia, FerroDynamics), 1,800ft 29/-, now available.—Sound News Productions, 10, Clifford St., London, W.1. Reg. 2745. [0192]

### PRE-RECORDED TAPES

**PRE-RECORDED** tapes.—Unique 40-page catalogue listing all makes, mono, stereo, 7 1/2 and 3 1/2, i.p.s.; send 2/6, refundable on first tape record purchased.—Dept. TR5, Tele-tape, Ltd., 33, Edgware Rd., W.2. Pad. 1942. [0020]

**EXCLUSIVE OFFERS**

- \* Murphy Pulse Amplitude Analysers .... £275 0
- \* Edwards Speedvac HI-vac Pumps, 230 v. A.C. .... £18 10
- \* 3ft. P.O. Angle section Racks ..... £3 10
- \* Dowty High Speed Registers ..... £8 0
- \* 85ft. 2 1/2in. dia. Steel Tubular Masts ..... £50 0
- \* 75ft. 9in. dia. Plywood Masts ..... £35 0
- \* 20ft. Aluminium self supporting Masts, 7bs. .... £12 10
- \* Ferranti 7kVA Auto Voltage Regulators ..... £35 0
- \* EHT Power Supply, 7,500 v. 3.5 amps. .... £250 0
- \* EHL Power Supply, 1,600 v. 5 amps. .... £130 0
- \* Airport Runway Portable Floodlights, 1 kW. .... £10 0
- Carriage extra on all above.
- \* Operating Theatre Lights, 6, 12, 100, 230 v. .... £12 10
- \* American Stabilised Power Units, 115/230 v. A.C. to 115 v. 1/2 amp. D.C. .... £14 10
- \* Tinsley A/C/DC Rack Potentiometers... £65 0
- \* Wide Band 10-way Aerial Amplifiers... £9 10
- \* TS-34 Oscilloscopes ..... £27 10
- \* Type 58 Monitors (Indicator & P/S) .... £8 10
- \* Avo Portable Geiger Counters ..... £9 10
- \* 4/250A Valves ..... £8 10
- \* 3/125A Valves ..... £6 10
- \* VT-31 Valves ..... £4 0
- \* T-1131 Transmitters ..... £35 0
- \* RT-173/ARC-33 Trans-Receiver ..... £55 0
- \* RT-87/GRC Trans-Receiver ..... £37 10
- \* RT-159 URC-4 Walkie Talkies (pair) .. £47 10
- \* Sole 2kVA C.V. Transformers 230/115 v. .... £16 0
- \* G.E. 15kVA C.C. Transformers 6.6 amps. .... £85 0
- \* E.M.I. Type 1 Pulse Generators ..... £47 10
- \* Western Electric I-20 Test Equipments ..... £80 0
- \* Avtron T.31 Aerial Systems Test sets ..... £45 0
- \* Wago Condensers, 2,000 mfd. 250 v. wkg. .... £2 0
- \* Cutler Hammer T.P. Auto Starters, 7.5 h.p. .... £8 10
- \* Power Slider Resistances, 80 ohms 10A ..... £2 0
- \* Power Slider Resistances, 60 ohms 1A ..... 8/-
- \* Power Slider Resistances, 1.2 ohms 14A ..... 14/-
- \* Sigma 10,000 ohm Relays S.P.D.T. .... 15/-
- \* Leach 150 ohm Relays S.P.D.T. .... 6/-
- \* Kurman 7,000 ohm Relays S.P.D.T. .... 12/-
- \* British Miniature Relays 1,700 + 1,700 ohms S.P.D.T. .... 8/-
- \* Laboratory Mains Filters, 2 amps. .... 10/-
- \* Twin channel Tape Recorders, 3in. tape, 24 hours ..... £175 0

40-page List of over 1,000 items in stock available—keep one by you.

- \* Diaphone Twin Belt Automatic Recorders ..... £80 0
- \* DFG-20 D.F. Marconi Receivers, 75/1,500kc/s ..... £35 0
- \* SCR-625 Mine Detectors ..... £14 10
- \* R.201 Triple Diversity Receivers, 1.5/22 Mc/s. .... £125 0
- \* BC-603 F.M. Receivers ..... £12 10
- \* 6 volt Rot-Converters with smoothing, 250 v. 80 ma. .... £1 15
- \* 12 volt Rot-Converters with smoothing, 300 v. 260 ma. .... £1 15
- \* Teleprinter Motor Rectifiers, 200/250 v. A.C. to 110 v. 0.7 A. .... £2 18
- \* Crypton Cabinet Rectifiers, 200/250 v. A.C. to 50 v. 1 A. .... £2 10
- \* Bendix Power Supply, 230 v. A.C. to 800 v. 420 ma. .... £8 10
- \* EHT Rectifier, 18,000 v. 1/2 A. in cubicle ..... £225 0
- \* EHT Rectifier, 3,000 v. 1/2 A. in cubicle ..... £25 0
- \* Ekco T-1093C Electrometers ..... £55 0
- \* E.M.I. 3794 Waveform Monitors ..... £185 0
- \* Turner 6in. dia. Milliammeters, 0/1 ..... £4 0
- \* R.C.A. 420 Mc/s 5-element Yagi Arrays ..... £1 15
- \* R.C.A. 25 watt Projector Speakers (range 1 mlf) ..... £14 10

We have a large quantity of "bits and pieces" we cannot list—please send us your requirements as we can probably help—all enquiries answered.

**P. HARRIS**  
**ORGANFORD - DORSET**  
WESTBOURNE 66051

**CABINETS**

WANTED, H.M.V. large pre-war radiogram, preferably 3-speaker 801 or earlier model.—Heanage. Tel. Fremantle (London) 3624. [9568]

**VALVES**

VALVE cartons by return at keen prices; send 1/- for all samples and list.—J. & A., Boxmakers, 75a, Godwin St., Bradford, 1. [0-72]

RECLAIMED valves, all tested and perfect. modern and obsolete, huge stocks, all one price, 5/-, plus 6d postage each; delivery by return; also surplus new valves, guaranteed; s.a.e. for list.—Lewis, 46, Woodford Ave, Ilford, Essex. [9463]

**VALVES WANTED**

NEW valves wanted, any quantity, best cash price by return.—Stan Willetts, 43, Spon Lane, West Bromwich, Staffs. Tel. Wes. 2392. [9180]

ALL types of valves British or American, transmitting and receiving; keenest cash prices paid. What have you to offer?—Write or call Lowe Bros 9a, Diana Place, Euston Rd., N.W.1. Tel. Euston 1636-7. [9567]

**WANTED, EXCHANGE, ETC.**

1154N Transmitter, with mains operated power pack.—Richardson, 158, Viceroys Close, Birmingham, 5. [9560]

PROMPT cash offer for your surplus brand new valves, speakers, components test instruments, etc.—R.H.S., 155, Swan Arcade, Bradford, 1. [0190]

WANTED, all types of communications receivers and test equipment.—Details to R. T. & I. Service, Ashville Old Hall, Ashville Rd., London, E.11. Ley. 4986. [0163]

URGENTLY wanted, manuals or instruction books, data, etc., on American or British Army, Navy or Air Force radio and electrical equipment.—Harris, 93, Wardour St., W.1. Gerrard 2504. [9171]

WANTED, good quality communication RYS tape recorders, test equipment, domestic radios, record players, amplifiers, valves, components, etc.—estab. 18 years.—Call, send or phone Ger. 4638, Miller's Radio, 38a, Newport Court, Leicester Square, W.C.2. [9173]

PROMPT cash for the purchase of surplus stocks of televisions, tape recorders, radios, amplifiers and domestic electrical appliances of every description, substantial funds available.—Spears, 14, Watling St., Shudehill, Manchester. Blackfriars 9432 (5 lines). Bankers: Midland Bank, Ltd. [0216]

**REPAIRS AND SERVICE**

**BOULTON'S OF BRADFORD.**

LOUDSPEAKER pressure unit, and microphone repairs, D.C.B., cone assemblies and field coils in cartons, service and satisfaction guaranteed.—D. C. Boulton, 134, Thornton Rd., Bradford, 1. Tel. 22838. [0171]

MAINS transformers wound to any specification.

MOTOR rewinds and complete overhauls; first-class workmanship, fully guaranteed. F.M. ELECTRIC Co. Ltd., Pottery Bldgs., Warser Gate, Nottingham. Est. 1917. Tel. 54898. [0113]

WE undertake the manufacture of transformers singly or in quantities to any specification; all work guaranteed for 12 months.

LADBROKE Transformer Co., Ltd., 820a, Harrow Rd., London, N.W.10. Tel. Ladbroke 0914. [0222]

SPEAKER repairs, cones fitted, fields and clock coils wound, guaranteed satisfaction, prompt service.—L. S. Repair Services, Pluckley, Ashford, Kent. [0223]

ALL transformers manufactured to specification, estimates A.M. transformers 50 to 600 watts. Bulk demagnetizers for tapes and tools 27/6.—Osmabet, Ltd., 46, Kenilworth Rd., Edgware, Middx. Tel. Stonegrave 9314. [0070]

TRANSFORMERS to any specification, singles, small or large batches, quick and efficient service, competitive prices, estimates.—Messrs Newman & Son, 1, Grove Crescent, South Woodford, E.18. [0330]

**MISCELLANEOUS**

METALWORK all types cabinets, chassis, racks, etc. to your own specification, capacity available for small milling and capstan work up to 1in bar.

PHILPOTT'S METAL WORKS, Ltd., Chapman St., Loughborough. [0208]

PAZ Telephone System with capacity for 200 extensions complete with instruments and power units, available for inspection in Manchester.—Write C. Stringer, 76, Oxford St., London, W.1. [9608]

2 Furst electronics wow meters, 230 volt, 50 cycle, ranges 0.2%, 0.5% and 2%, as new. 1 Brook frequency changer, 230 volt, single phase, 50 cycle, input 30 volt, 1.48 amps, 50 cycle, 580 r.p.m.; output 110 volt, .91 amps, 60 cycle, 1 KVA, unused.

2 Dawes mains frequency Strobeflash units, types 1207, as new.

1 type 614 Dawe sensitive valve voltmeter, 3Mv to 30v f.s.d., as new. 1 Pamphonic pre-amplifier and amplifier, 10 watt, type 1003.

HORNFLOWA, Ltd., Maryport, Cumberland. [9613]



**MULTICORE PRODUCTS FOR ENTHUSIASTS**

**Savbit for the small user**



The solder with a small percentage of copper that gives ten times longer life to your soldering iron bits is available in the popular size one carton. It is supplied in three specifications: 53 ft. of 18 s.w.g., 30 ft. of 16 s.w.g., or 20 ft. of 14 s.w.g.: 5/- each (subject).

**Home Constructors Pack**

Contains 19 ft. of 18 s.w.g. 60/40 alloy wound on a reel or, for soldering printed circuits, 40 ft. of 22 s.w.g. 60/40 alloy also wound on a reel. 2/6 each (subject).



**Size 2 Carton**

Contains 3 ft. of 40/60 Ersin Multicore 5-Core Solder—enough for about 200 average joints. 6d. (subject).



**Tape Solder Card**

A real tin/lead solder containing cores of Ersin Flux. Needs no soldering iron or extra flux. Sufficient solder for 100 average joints. 1/-.



**Bib Wire Stripper and Cutter**



This efficient tool strips insulation, cuts wires cleanly and splits plastic twin flex. It is adjustable to most wire thicknesses. 3/6 each (subject).

**Bib Tape Accessory Kit**


Contains everything for editing and classifying tapes: Bib tape splicer and cutter (available separately, 18/6); 6 spare cutters: 24 Bib tape reel labels (available separately, 2/6); spool of splicing tape; Bib data card; Complete Kit 28/6 (subject).



See also MULTICORE advertisement on back cover

If you have difficulty in obtaining any of these items, they will be sent post free.  
**MULTICORE SOLDERS LIMITED**  
**HEMEL HEMPSTEAD, HERTS**

# COYNE'S NEW PIN-POINT T.V. TROUBLES TAKES HEADACHES OUT OF ALL SERVICING PROBLEMS!



Your most useful on-the-job "tool"! Quickly and easily pin-points the exact trouble in any T.V. set. Covers 70 symptoms, 700 trouble spots. Over 340 cross-indexed pages; 50 time-saving Check-Charts; 290 diagrams and photos; explanation of circuits and designs.

### SIMPLE CHECK CHART SYSTEM SAVES TIME!

This amazingly practical handbook shows you how to find the trouble in any T.V. circuit FAST! Simple cross-index tells you in what section you'll find cause of trouble. Handy Check-Charts then help you accurately locate the EXACT trouble spot. Cut waste time, eliminate hours of aggravation, get right to the heart of the trouble in minutes!

### USE THIS BOOK RIGHT ON THE JOB NO NEED TO MEMORIZE!

This Pin-Point Book was designed specially for on-the-job trouble-shooting. You simply turn to the indexed section, locate the circuit description and Check-Chart, and in minutes you have the trouble spot located and ready for repair. No complicated theory or mathematics. Down-to-earth, practical circuit description, service methods and trouble shooting techniques. Published by the famous Coyne Electrical School and approved by leading authorities in the field.

J. E. C. Grover of Streatham, says: "Immediately I glanced through this book I was convinced that your claims concerning the merits of this work were justified for it is, without a doubt, the finest book of it's kind that I have ever come across. It is not only unique in it's presentation but it is also superbly produced."

G. Axam of London, S.E.9., says: "I have spent nearly £50 on technical books over the past 5 years all of which I feel has now been wasted as your book is the best I have yet had the pleasure of examining. It is practical, to the point, with just the right amount of technical information needed, covering almost every aspect of T.V. servicing."

### SEND NO MONEY!

Just mail coupon for free trial. After 7 days send only low price or return book and pay nothing!  
**FREE TRIAL OFFER! Mail coupon NOW!**

Mail Order Division, SIM-TECH BOOK COMPANY, Gater's Mill, West End, Southampton, Hants.

RUSH TV. Troubles 31/6 plus 1/3 postage. for 7 day FREE TRIAL as per offer.

Tick here if enclosing full price, we pay postage. Same 7 day money-back guarantee.

NAME .....

ADDRESS .....

City ..... County.....

### MISCELLANEOUS

DISC cutter, 3-speed, Varigrove, Cinevox, C735, as new; £55.—Tel. Pangbourne 556.  
POWER units, Type 392, 200-250 A.C., in 850V, 70m.a. smoothed, D.C. output, plus 12.5V. lamp A.C., unused, perfect; £3/5 ea.; carr. paid  
PORTABLE standard D.C. ammeter 0.250 amps. D.C., oak case; £4.  
CIRCULAR flush A.C. ammeters, 8in over flange, 6in dial, high grade moving iron, will work on D.C., brand new, sealed wrappers, cast iron cased, 15-30 or 50 amp.; £3 ea.  
TRANSFORMERS, 200-250V A.C., 0-500V 0.4 amps., £4/10 ea.; rectifiers to suit if required.  
LANDING lamp motors, 24V., with actuators and auto switches, brand new; £1 ea.  
DEPTH of modulation tester, 4 units with oscilloscope, in bolt together crates (metal), standard mains input; £60.  
SPERRY accelerometer and demodulator, L116/55; £5.  
S.R.4 strain recorders by Foxborough, 50 way; £40.  
RADIO goniometer, Type C.A.1231, V.H.F. Bendix, with instruction book; £20.  
INFRARED gas analyzer, with spares; £30.  
POWER unit 230V. A.C., 0-5000V 0.4 amps., with meters and variac control; £35.  
TRIPOD and superstructure for 35mm Vintgen camera, in 2 cases; £30.  
DOMINAL comparator, by Cornelius Electric; £15.  
SOLUS voltage stabilizer, VR300; £10.  
STABILIZED power unit VR222C, 230V, I.E.I., Ltd.; £15.  
CONSTANT voltage transformer, 190-280 in., 220-240 out., 500V. amp.; £15.  
S27, as new, £30; another, less case, £15.  
CAMERA controls, Type FHM/A/29, new; £2 ea.  
R.F. UNITS No. 2 for the R209 receivers, with valves, new and boxed; £1.  
VALVES, 9001, 3/-; 6V6, 6/-; 12A6, 6/-; VU39, 6/-; 6AC7, 5/-; 6SH7, 5/-.  
H. W. ENGLISH, 469, Rayleigh Rd., Hutton, Brentwood, Essex. [9565]

EX-ADMIRALTY brand new pocket stop-watches by Waltham, Smiths, jewelled movements, 1/5th second, 60 seconds per rev., 30 minute recorder dial, winding button stop, start, re-set, 45/-, also Waltham stop-watches, spec. as above but 6 seconds per rev., no recorder dial, accuracy better than 1/10th sec., new, 19/6; both post 2/-; brand new ex-Admiralty Kodak prismatic 7x50 focussing telescopes, binocular eyepiece, with filters, in fitted wooden case, weight 10lb., length 15in., cost £50, only £5, carr. paid, 14-day refund guarantee.—R. Sankey, Regal, Atherton, Warwicks. [9586]

### NOTICES

THE ASSOCIATION OF PROFESSIONAL RECORDING STUDIOS, Ltd. To protect and encourage the interests of member studios engaged in electrical sound recording.—Write to the General Secretary, A.P.R.S., Flat 4, 34A, Arterbery Rd., London, S.W.20. [0173]

### BUSINESS OPPORTUNITIES

NOVEL Hi-Fi project, prototype available, interested manufacturer sought, must have adequate capacity.—Write to Transauto P.O. Box 264, London, S.W.20. [9603]

### CAPACITY AVAILABLE

CAVE, SMITH & Co., Ltd., Hereford.

HAVE capacity available for assembly or sub assembly of all electronic equipment, cable forms, looms and harnesses. Contract, sub-contract, short runs or regular production; delivery promises kept.—Tel. Hereford 6063. [0174]

RADIO components made to order.—Bel Sound Products, Marlborough Yard, N.19. [0185]

### SERVICES OFFERED

ELECTRONIC design, development, prototype manufacture. Sub-contract work undertaken. London area.—Box 5013. [9579]

### SITUATIONS VACANT


LOUIS NEWMARK, Ltd.  
LEADING company in the design of auto pilots for helicopters are expanding their facilities at their development laboratories at Croydon and have the following vacancies to be filled immediately.  
ENGINEERS and Assistant Engineers with degree or H.N.C. and experience in the field of light electrical engineering electronics, electro mechanical devices or semi conductors, to work on the development, installation and flight testing of automatic pilots. Salary commensurate with experience. Pension scheme.—Apply in writing, giving full particulars, to: Personnel Officer, Louis Newmark, Ltd., Prefect Works, Stafford Rd., Croydon, Surrey. [0356]

LABORATORY Technicians required in Central Materials Laboratory for work on ultrasonic and eddy current methods of flaw detection and associated electronic problems. APPLICANTS should be of City and Guilds Telecommunications IV or equivalent standard and have practical experience in the design and construction of specialised equipment in industry.  
APPLICATIONS, in writing, should give full details of age, experience and qualifications and be sent to:  
THE Personnel Officer (Ref. SC113), The de Havilland Aircraft Co., Ltd., Stag Lane, Edgware, Middlesex.  
HAWKER Siddeley Aviation. [9561]




# HIGH QUALITY RADIOGRAM CHASSIS

STEREO 12 Mk. 2 42 GNS



The most complete chassis ever produced, combining AM and FM Tuners, a Stereo Control Unit and two High Fidelity Amplifiers, in one compact unit. Eight watts push-pull output from each amplifier provide a total of 16 watts for both mono and stereo. Other features include automatic frequency control on VHF; ferrite aerial, two IF stages and miniature tuning indicator for medium and long waves; inputs for tape recording, playback, pick-ups and stereo radio (should this come about); separate wide range bass and treble controls and balance control; booster units available for low output pick-ups alternative matching for any loudspeakers

STEREO 55 32 GNS



A junior version of the Stereo 12 Mk. 2 providing ten watts output, five watts from each amplifier and covering the VHF and medium wavebands. Ideal for a complete hi-fi system where the higher power output of the Stereo 12 Mk. 2 is not required. Like the Stereo 12 Mk. 2 it can be used for mono only and a second loudspeaker added at a later date.

JUBILEE Mk. 2 29 GNS

A hi-fi mono chassis giving eight watts push-pull output and covering VHF, medium and long bands. Tape recording and playback inputs.

AF 208 22 GNS

An AM/FM chassis providing 5 watts output and covering the full VHF and medium wavebands. Tape recording and playback inputs.

Post this coupon or write for descriptive literature or call at our Holloway showroom for full demonstration. Open 9-5 including Saturdays.

NAME .....

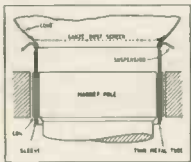
ADDRESS .....

..... WJYC

ARMSTRONG WIRELESS & CO. LTD.  
Warlters Road, London, N.7

Telephone: NORTH 3213

# DUODE BRINGS NEW JOYS IN LIVING SOUND



VIA DUODE DUAL DRIVE WITH CROSSOVER and FEED BACK

These unique technical features give Duode that crystal clear, smooth, resonance-free quality. Truly a Duode is the finest long-term investment in NATURAL SOUND.

Write for details of the new Duodes to our temporary postal address.

## DUODE LTD.

BCM/DUODE LONDON W.C.1

### SITUATIONS VACANT THE COLLEGE OF AERONAUTICS.

APPLICATIONS are invited for the appointments of (a) Maintenance Engineer and (b) Assistant Maintenance Engineer for the College's "Pegasus" Computer. Previous experience of computer maintenance is desirable but not essential. Candidates without computer experience should be familiar with the maintenance of complex electronic and electro-mechanical equipment, such as ground radar. Initial salary will depend upon age, qualifications and experience, within the scale £1,000 x £50 to £1,500 p.a. for post (a) or £500 x £40 to £1,200 p.a. for post (b). Both appointments are supernumerary under the Local Government Scheme and post (a) carries eligibility for family allowance. Applications giving full details of experience and qualifications, and containing the names of three persons to whom reference may be made if necessary, should be addressed to the Recorder, The College of Aeronautics, Cranfield, Bletchley, Bucks. [9581] UNICAM INSTRUMENTS, Ltd.

THIS Company specialises in the production of high quality optical instruments for use in spectrum analysis and has an international reputation as a leader in this field. At all stages of manufacture, the best standards of workmanship are needed. WE have vacancies for men with electronic experience for testing. Radar and Radio Technicians with fault-finding experience would be suitable.

If you have the kind of background which you think would fit you for this interesting work in a pleasant university city, please let us have full details of your qualifications and experience.

PLEASE write to The Works Manager, Unicam Instruments, Ltd., Arbury Works, Cambridge, quoting reference E.S. 56. [9588]

ADMIRALTY require Electrical and Radio Technicians for the Naval Aircraft Repair Organization.

APPLICATIONS are invited from qualified electrical and radio technicians who have served a recognized apprenticeship or equivalent in Electrical Engineering, obtained O.N.C. (Electrical Engineering) or equivalent, and have a good knowledge of electronics as applied to airborne radio instruments and electrical equipments. Service in the Air Electrical Branches of the R.N. or the R.A.F. would be valuable.

SUCCESSFUL candidates who must be British aged 24 or over, will be entered initially as Technical Class Grade III Officers, to fill vacancies in the London, Portsmouth and Copenacre (Wiltshire) areas.

SALARY from £775 per annum (at age 24) to £984 per annum, at age 28 years and over on entry, rising to £988 per annum (National rate). An allowance is attached to the post in London. Five-day week. Eighteen working days paid annual leave. Paid sick leave entitlement. Paid public holidays.

THE appointments are non-pensionable in the first instance but carry prospects of establishment and opportunities for advancement to the higher Technical Class Grades. Establishment in the grade automatically carries with it full pension and superannuation rights, alternatively, entitlement to a gratuity arises after five years' continuous temporary (non-pensionable) service.

WRITTEN applications, giving full details of apprenticeship, experience and qualifications and stating order of preference for service in the London, Portsmouth, or Copenacre areas, should be addressed to the Secretary of the Admiralty, C.E. Branch II (93), Empire Hotel, Bath, Somerset, quoting "C.E. 2131/61." [9598]

T.V. Engineer/Salesman required, North London suburb, quiet, congenial position; £700 p.a., plus bonuses.—Box 5014. [9580]

YOUNG electronic engineer required with knowledge of transistor circuits; attractive salary, progressive position, contributory pension scheme.—Box 5016. [9587]

CENTRAL London firm requires competent organiser of postal and equipment sales. Age immaterial, refs. wanted. Part-time application considered.—Box 2462. [0133]

TRAINEE for London retail radio and electrical business of good standing, good opportunity for keen and capable man, state age and details of career.—Box 5026. [9612]

RADAR INSTRUCTOR required to instruct service and air-line personnel in the maintenance routines covering EKCO Radar.—Write Personnel Manager, Ekco Electronics, Ltd., Southend-on-Sea, Essex. [9585]

TV Service Engineer required, must be driver, top salary, opportunity for promotion, expanding dealer, central service dept., best possible working conditions.—Singer's Radio, Ltd., 261, Harrow Rd., W.2. Cun. 0707. [9574]

TELEVISION sales and service engineers, good position and prospects for keen men, old-established N.W. London Murphy dealer, driving experience essential; state age and details of experience.—Box 5025. [9611]

SOUTH Birmingham motor distributors require a sales and service representative to develop a new Radiomobile car radio appointment covering two Counties. Applicant must have a good Technical background together with administrative ability to develop the territory.—Apply in writing to: John Bryant & Sons, Ltd., 99, High St., Bromsgrove, Worcs. [9590]

# NEW 7th EDITION RADIO VALVE DATA

Characteristics of 4,800 valves and transistors, rectifiers and cathode ray tubes. Compiled by staff of "W.W." Price 6/- Postage 10d.

PRINCIPLES OF SEMI-CONDUCTORS by M. G. Scroggie. 21/- Postage 1/- REFERENCE MANUAL OF TRANSISTOR CIRCUITS by Mullard. 12/6. Postage 1/-

PRINCIPLES OF TRANSISTOR CIRCUITS by S. W. Amos. 21/- Postage 1/- PRINTED CIRCUITS by J. M. Dukas. 40/- Postage 1/-

TV TROUBLE ANALYSIS by H. Mileaf. 26/- Postage 1/-

THE RADIO AMATEUR'S HANDBOOK, 1961. Ed. by A. R. R. L. 32/6. Postage 2/-

BASICS OF ANALOG COMPUTERS by T. D. Truitt & A. E. Rogers. 94/- Postage 1/-

DICTIONARY OF ELECTRONICS by H. Carter. 35/- Postage 9d.

PIN POINT TRANSISTOR TROUBLES IN 12 MINUTES by L. E. Garner, Jr. 47/6. Postage 1/-

COMPLETE CATALOGUE 1/-

## THE MODERN BOOK CO.

BRITAIN'S LARGEST STOCKISTS of British and American Technical Books 19-21 PRAED STREET, LONDON, W.2.

Phone: PADdington 4185 Open 6 days 9-6 p.m.

### OUR GIGANTIC STOCKS INCLUDE: LINE OUTPUT, FRAME OUTPUT, SOUND OUTPUT, LINE AND FRAME BLOCKING OSC. TRANS. AND SCAN COILS. FOR ANY MAKE OR MODEL TELEVISION.

#### SOME OF OUR VALVES

AZ31 .. 8/6	PCL83.. 11/3	W77 .. 5/-
B86 .. 5/6	PCL24.. 9/6	Z77 .. 3/-
B77 .. 3/-	PL33 .. 8/6	Z74 .. 5/-
DH77 .. 4/8	PL36 .. 10/9	5V4 .. 9/-
DK91 .. 5/9	PL38 .. 14/8	5Y3 .. 10/6
DK92 .. 8/-	PL81 .. 8/6	6Z4 .. 10/-
DK96 .. 7/6	PL82 .. 6/9	6AL5 .. 3/-
DL82 .. 6/9	PL83 .. 7/-	6AM6 .. 3/-
DL84 .. 6/9	PL84 .. 7/6	6BD6 .. 27/9
DL86 .. 7/6	PL85 .. 10/-	6D2 .. 3/-
EB91 .. 3/-	PL86 .. 6/6	6F1 .. 5/-
EB93 .. 5/-	PL87 .. 8/-	6F12 .. 3/-
EBF80 .. 9/6	PL88 .. 6/6	6F13 .. 7/6
EC81 .. 5/3	PL230 .. 10/-	6F14 .. 9/6
EC82 .. 8/-	U22 .. 8/8	6F16 .. 9/6
EC84 .. 8/-	U24 .. 10/-	6L1 .. 12/6
ECF80 .. 8/-	U25 .. 12/-	6L18 .. 5/-
ECF85 .. 9/-	U26 .. 12/-	6P25 .. 8/6
ECF81 .. 8/-	U31 .. 9/6	6P28 .. 12/6
ECL80 .. 6/9	U30 .. 8/6	6V6 .. 5/-
EF39 .. 5/-	U32 .. 7/-	10P1 .. 4/6
EF50 .. 3/9	U191 .. 9/-	10C1 .. 10/-
EF80 .. 4/6	U281 .. 9/-	10C2 .. 13/-
EF91 .. 3/-	U282 .. 20/-	10P13 .. 9/-
EF92 .. 5/-	U301 .. 20/-	10P14 .. 9/-
EL33 .. 8/6	U302 .. 22/6	12AT7 .. 5/6
EL38 .. 14/8	UAF42 .. 8/-	12AU6 .. 5/9
EL84 .. 7/-	UBC41 .. 7/9	20D1 .. 8/6
EY61.S.E. 6/-	UCH42 .. 7/-	20F2 .. 9/-
EY61 .. 7/9	UF41 .. 8/6	20L1 .. 12/6
EY86 .. 7/6	UF42 .. 3/9	20P1 .. 10/6
EZ40 .. 6/6	UL41 .. 7/3	20P2 .. 12/-
KT33C .. 8/-	UL46 .. 7/3	20P4 .. 16/6
KT36 .. 8/6	UL44 .. 11/8	27B4 .. 14/-
KT66 .. 15/-	UY41 .. 6/6	30C1 .. 7/-
PC84 .. 7/-	U73 .. 14/6	30L1 .. 7/-
PC99 .. 8/6	U9 .. 6/6	30P4 .. 10/9
PCF80 .. 7/-	UF41 .. 2/3	30P8 .. 14/6
PCL82 .. 10/9	BF61 .. 2/3	185BT. 14/-

These are only examples of our valves: if you do not see what you require send stamped addressed envelope for special quotation.

For the Finest, Fastest Service in the country, contact—

## D. & B. TELEVISION

131a KINGSTON ROAD SOUTH WIMBLEDON LONDON, S.W.19

Phone: Cherrywood 3955

## RACKS & PANELS

All types, open and enclosed, to G.P.O. or customer's specification.

### SOUND SALES LTD.

Works & Laboratories. West Street, Farnham, Surrey Farnham 6461

## RESISTANCE WIRES

### EUREKA-CONSTANTAN

Most Gauges Available

### NICKEL-CHROME MANGANIN

## COPPER WIRE

ENAMELLED, TINNED, LITZ, COTTON AND SILK COVERED

SMALL ORDERS PROMPTLY DESPATCHED

B.A. SCREWS, NUTS, WASHERS, soldering tags, eyelets and rivets, EBONITE and BAKELITE PANELS.

TUFNOL ROD, PAXOLIN TYPE COIL FORMERS AND TUBES, ALL DIAMETERS SEND STAMP FOR LIST. TRADE SUPPLIED


## POST RADIO SUPPLIES

33 Bourne Gardens, London, E.4

Phone: Clissold 4688

**"PUSH-PULL SIX"**

(6 Ediswan Transistors and 2 Diodes)  
6½ x 4½ x 1½ in. approx.



Medium, Long Wave and Trawler Band to 80 metres. XC101's (350Mw) in push-pull for good quality output. 2 R.F. stages for super

sensitive all band coverage. 3in. (full size) top grade speaker. Ferrite rod aerial. Pale blue polystyrene case with speaker grilles in red. Uses 9 volt battery. May be built for £6/19/6. p.p.2/6.

"Worked first go—speaks well for the clarity of your diagrams. Trawler Band particularly good! "Home," "Luxembourg," and many other stations, and all at good volume."  
—H.B., Penzance, Cornwall. "Super car radiol"  
—G.S., Liverpool.

**"PUSH-PULL FIVE"**

(5 Ediswan Transistors)



Medium, Long Waves and Trawler Band. Redesignated and better than ever! Pale blue polystyrene case with speaker grille in red.

Ferrite rod aerial. Finger-tip control of stations. Vol./sen. control. XC101's (350 Mw) in push-pull for fine quality output. 3in. (full size) top grade m/c speaker for improved tone. Uses 4½ volt flash-lamp battery. May be built for £5/10/-. "I am so delighted with the P.P.5's performance that I would not hesitate to recommend it to anyone."  
—N.L.B., Dunstable, Beds.

**"TRANSONA-FOUR"**

(4 Ediswan Transistors and 2 diodes)



Medium/Long Waves. Ferrite rod aerial. Two R.F. stages for super sensitivity. A test receiver tuned in nearly 30 stations one evening. Miniature speaker. May be built for £3/7/6.

**NEW POCKET RADIO**


(6 Transistors and 2 Diodes)



XC101's push-pull output. Super sensitive. 2 R.F. stages. Test receiver, Home, Light (L.V. and M.V.). Radio Luxembourg, and many others loud and clear. We can supply all

parts for £5/19/6 p.p. 2/6. All parts sold separately. (3in. high grade speaker.)

**"EASY THREE" (L. & M. 80 m.)**



3 Transistors and 2 diodes. Sensitive and selective most areas. Ferrite rod aerial. Miniature speaker. May be built for 49/6. With "Sonotone" miniature earpiece 52/6.

Parts list, circuits, etc., 1/3 each.

**HIFI MINIATURE HEADPHONES**  
High or low impedance complete with matching Transformer and Plug. Brand new. Boxed 25/-, post 1/-. (H S 30).

**ALL PARTS SOLD SEPARATELY AFTER SALES SERVICE**

**RADIO EXCHANGE COMPANY**

27 HARPUR STREET

BEDFORD (opposite Co-op.)

Phone: 2367. Closed 1 p.m. Saturdays.

**SITUATIONS VACANT**

**WAR** Office requires Technical Staff at Grade II and III level for duties in Commonwealth Communications Army Network Stations in Malta, Cyprus, Kenya and Singapore.

**APPLICANTS** for either grade should possess **ONC** in Telecommunications or in Electrical Engineering with knowledge of telecommunications or equiv. qual. Successful completion of a Foreman of Signals Course, Armaments Artificer (Radio) Course or Sergeant X Class I Course may be accepted in lieu.

**APPLICANTS** for Grade II posts must be fully expd. in operation and maintenance of SSB/ISB and FSK equipment in transmission or reception, or multi-channel VFT equipment and auto-tape transmitters and teleprinters, and must have wide theoretical knowledge of related duties.

**APPLICANTS** for Grade III posts must have good working knowledge of these duties and an understanding of the related theory.

**TOURS** of duty are for 3 years with the prospect of extension. Officials may be accompanied by entitled members of the family. Opportunities for promotion and appointment to established pensionable posts occur from time to time. Salary scales at present: Grade III, £717-£1,014 p.a.; Grade II, £1,014-£1,158 p.a. Starting salary depends on age and quals. Foreign Service, Overseas Family, Outfit and Trunk Allowances payable in addition. Foreign Service Allowances are substantial and non-taxable, and in some cases double the salary depending on family status and the overseas station in question. Details will be given to candidate interviewed. Closing date for applications 14th July, 1961. Forms from Manager (PE 1956), Ministry of Labour, Professional and Executive Register, Atlantic House, Farringdon St., London, E.C.4 [9584

**PERSONAL** assistant required by owner of London retail radio and electrical business of good standing, congenial position and good prospects for capable conscientious person; state age and details of career.—Box 5024. [9510

**ELECTRONIC** development engineers required, experienced in wide band amplifiers and time bases for oscilloscopes; salary commensurate with experience and qualifications, commencing £900-£1,250.—Write **Datronlc, Ltd.**, 3-7, Windmill Lane, E.15. [9544

**ELECTRONIC** engineer, under 23, required as trainee executive for fibreglass reinforced plastics development work. Applicants should state education and activities since leaving school.—**Fibrellite Industries, Trafford Hall, Chester.** [9600

**REDIFFUSION** require test engineers. Television production experience an advantage. Excellent rates of pay, superannuation scheme. Canteen.—Applications to: Chief Engineer (Test Department), **Rediffusion Vision Service, Ltd.**, Fullers Way South, Chessington, Surrey. [9589

**INSTRUMENT** mechanics required for work on elec. measuring instruments, m/coil, m/iron meters. rate for fully expd. men 6/3 hr. plus bonus. perm. work. holiday arrangements honoured.—**Anders Electronics, Ltd.**, 103, Hampstead Rd., N.W.1. Eus. 1639. [9575

**JUNIOR** electronic development engineer, familiar general industrial electronic circuitry, with some knowledge of chassis and case design, etc.; £650-£800 p.a.; staff position, pension scheme, sick club.—Write **Grundy & Partners, Ltd.**, 3, The Causeway, Teddington, Middx. [9537

**ELECTRONICS** engineers: Men or women with at least O.N.C. or equivalent experience to do final tests and inspection on a wide range of high accuracy instruments. These are permanent staff positions with pension fund and club room facilities.—**Electronics Instruments, Ltd.**, Richmond 6434. [0124

**SENIOR** Technician, age 21-30, required to work in new medical engineering laboratories on development, construction and maintenance of electronic and other equipment for medical research. Salary in range £615-£915 per annum, according to experience and qualifications.—Application form from Secretary, Post-graduate Medical School, Ducane Rd., W.12. [9591

**CAR** radio field engineer, this Mayfair company is already one of the largest in this sphere and expanding rapidly; we want qualified, go-ahead men for permanent staff; conditions excellent, salary and bonus; earnings often exceed £20 p.w.; contact us—**University Electric, Ltd.**, 7, Hertford St., W.1. Gro. 4141. (A subsidiary company of University Motors, Ltd.) [9597

**THE SCIENTIFIC CIVIL SERVICE** needs men and women for pensionable posts as Assistants (Scientific). Ages at least 17 and normally under 27 on 31.12.61 with appropriate educational or technical qualifications (normally G.C.E. with passes at "O" or "A" level in 4 distinct subjects including English language and a scientific or mathematical subject, or O.N.C., or equivalent qualifications) and at least 1 year's experience in: (i) engineering or physical sciences, or (ii) chemistry, bio-chemistry or metallurgy, or (iii) biological sciences, or (iv) geology, meteorology, or skilled work in laboratory crafts such as glass-blowing. National salary from £354 (at 17) to £551 (at 25 or over) rising to £723. Promotion prospects. 5-day week generally.—Write, Civil Service Commission, 17, North Audley St., London, W.1, for application form, quoting S/59/61. [9571

**LEWIS have the CABINET for YOU**

**EXTENSIVE RANGE OF CABINETS FROM £4-7-6**



**THE CONTEMPORARY**  
Price £13.13.0

This beautifully designed Contemporary Cabinet can be supplied in Oak, Walnut or Mahogany veneer and has a waxed semi-matt finish. This cabinet can be fitted with any of the latest Hi-Fi units.



**THE GROSVENOR**  
Price £22.1.0

This elegant cabinet is available in veneered figured walnut and polished to a high gloss in a medium shade. Gold embellishments are an attractive feature of the design. 9in. black legs are normally fitted. A three sliding door system reveals ample storage room and space for equipment.

**TWO NEW LEWIS CATALOGUES—**

**FREE!**

The Cabinet Catalogue  
The Equipment Comparator Catalogue

(Designed to assist your choice of cabinet and equipment.)

Please send me details of your two new catalogues.

Name.....

Address.....

BLOCK CAPITALS PLEASE WW71

**LEWIS radio**

100 CHASE SIDE, SOUTHGATE, LONDON, N.14

Telephone: Palmers Green 3733

# SOLDERING EQUIPMENT

## By LITESOLD

(REGD. TRADE MARK)

### PRECISION INSTRUMENTS

Comprehensive range—Robust and Reliable—Light weight—Rapid heating—Bit sizes 3/32 in. to 3/8 in. — "PERMABIT" — or Copper bits — All voltage ranges 6/7 v. to 230/250 v. — Prices from 1/6.

ALSO

- PLASTIC CABLE STRIPPERS.
- MINIATURE SOLDER POTS.
- HEAT GUARDS.
- LONG LIFE BITS.

### ADAMIN

The new range of micro soldering instruments. Weights from 4-oz. Bit dia. 1/32in. Have you had details?

Brochure S5 on request from the sole proprietors and manufacturers with 28 years' experience in this field.

**LIGHT SOLDERING DEVELOPMENTS LTD.**  
28 Sydenham Road, Croydon, Surrey

Phone: CR0ydon 8589 Grams: Litesold, Croydon

## METERS

All makes of Single and Multi-range Instruments repaired and recalibrated.

### PROMPT SERVICE

A comprehensive range of MICRO-AMMETERS—AMMETERS—VOLT-METERS.

Standard sizes 2½" — 3½" — 5" x 4"

Scaled to your specification.

### QUICK DELIVERY.

**E.I.R. INSTRUMENTS LIMITED**  
329 Kilburn Lane, London, W.9 Tel.: LAD 4168



## ROBINSON RENTALS LIMITED

Due to continued expansion this National Rental Organisation requires additional TELEVISION ENGINEERS in all parts of the country. Permanent, pensionable posts at branches or with mobile servicing teams. Excellent promotion prospects.

Reply in confidence to:—

Service Executive,  
43-45 St. Peters St.,  
Bedford.

### SITUATIONS VACANT

**ELECTRONICS Technician.**—Experienced electronics technician to H.N.C. Standard is required by company associated with the aircraft industry and situated in South Bucks. Duties include development of electronics equipment to provide a critical analysis of A.C. and D.C. motors, together with the general application of electronic equipment to precision engineering.—Apply Box 5010. [9564]

**TEST engineers.**—Applications are invited from test engineers with previous industrial experience of testing radio communications, receivers and transmitters; successful applicants will be offered positions on the company's permanent staff; starting salaries commensurate with qualifications and experience.—Apply in writing, giving full details to Personnel Officer, Redifon, Ltd., Broomhill Rd., S.W.18. [R252]

**OVERSEAS.** Electronic technicians are required by an oil exploration company with headquarters in the U.K. Men should be single and fit. Work will include the maintaining and operating of field equipment often under conditions of desert, jungle and swamp. The equivalent of an H.N.C., with practical experience in electronics, is essential. Tours overseas are of up to two years, followed by home leave.—Write with full particulars, covering any time spent in the Forces, to Box 2223. [0351]

**AIR Ministry** requires (a) Examiners (Tech. Class Grade III) in the Aeronautical Inspection Service, mechanical, explosives, electrical and radio trades. Duties: periodical inspection and testing of aircraft, accessories and components, M.T., radio, electrical, tools, ground equipment, armaments and explosives stores. At Henlow only calibration of radio test equipments. Location: vacancies are likely to arise at Carlisle, Heywood, Stafford, Hartlebury, St. Athan (S. Wales) and Gloucester/Wiltshire area, also at Fauld and Chilmark, explosives trading in Sealand and Henlow radio only and Aldergrove (N.I.) mechanical only. Applicants must be prepared to serve a tour(s) overseas.

(b) **TECHNICAL Class Grade III** radio Signals command.

Duties—assistance in the design and evaluation of radio communications, radio navigation and radar systems or assistance in the maintenance and modification of equipment in a Radio Telegraph station. Location: near Marlow, St. Lawrence, I.O.W., Cheddle and Wancoburn, assistance in the year at Tangmere, Watton and Norton.

**QUALS.** Full apprenticeship or equiv. training plus ONC, or C. & G. Inter. or Technicians cert. or equiv. qualn. Applications considered from those taking the final year of these certs. In 1961 appointments will be unpublished but opportunities for permanent appointments are likely to arise. Salary scale £827-£988; age 28 and over start at £884. Prospects of promotion to higher ranks with max of £1,747. Applications and further details from Air Ministry C.E.31, London, W.C.1, or any Employment Exchange quoting for post (a) City O/N 16 and post (b) City O/N 1134. [9578]

**RADIO** and television servicing mechanic instructor (unestablished) required at Government Training Centre, Perivale, Middx. Applicants must be British subjects who have served the usual trade training followed by at least 5 years' recent experience. A good knowledge of theory and practice is required. C. and G. Certificates or equivalent preferred but not essential. Must be able to control and teach adult trainees. Prospects of eventual establishment. Starting salary at age 30 and over £1,053 p.a., rising to £1,116 p.a. after 2 years' service.—Application forms obtainable from Regional Controller, Ministry of Labour, Hanway House (Room 317), Red Lion Square, London, W.C.1. [9562]

**AN Electronic Engineer** is required at the A.B.P. Research Centre, Sunbury-on-Thames, to work on the maintenance of a variety of electronic instruments and equipment, including mass, infra-red, emission and nmr spectrometers. He should preferably be aged between 25 and 35 with an Electrical Engineering or Physics degree or equivalent experience. This is a responsible post, and the right man should be able to develop improved designs where needed. Salary according to age, qualifications and experience. Non-contributory Pension Fund Housing Scheme. Removal expenses and settling-in allowance payable in certain cases Luncheon Club. Write, giving full details and quoting reference H.5484, to—Box 6665, c/o Hanway House, Clark's Place, E.C.2. [9566]

**MINISTRY OF AVIATION** requires Engineer III at Air Technical Publications, Cheshington, to assist in preparation of Service publications on digital data handling including computers. Duties include liaison with Service and Design Branches and Research establishments. Quals.: Should have served recognised engineering apprenticeship or have had equiv. training, and be corporate members of the Institution of Mechanical, Electrical or Civil Engineers or have exempting qualn. Sound knowledge of electronics with experience of digital data techniques is essential. Radar experience advantageous. Salary: £976-£1,480 (London). Starting salary at age 34 and over £1,308. Not established but opportunities to compete for establishment may arise.—Forms from Ministry of Labour, Technical and Scientific Register (K), 26, King St., London, S.W.1, quoting D.269/1A. Closing date 14 July, 1961 [9577]

## LONDON CENTRAL RADIO STORES

**UNISELECTOR SWITCHES.** 4 Bank and 5 Bank, 25 contacts, 35/-.

**8 BANK UNISELECTOR SWITCHES.** 25 contacts, £2/15/-.

**MAGNETRON MAGNETS.** 5-5½ oval mch. gap, 27/6.

**10-WAY PRESS BUTTON INTER-COM TELEPHONES.** in Bakelite Case with Junction box. Thoroughly overhauled. Guaranteed 26/15/-.

**MOVING COIL HEADPHONES** with wash leather earpads, 17/6.

**B.29 RECEIVERS.** 60-600 kc/s medium and long wave bands. For callers only, 25.

**TIME SWITCHES, VANNER.** 8-day clockwork, 250 v. A1, Thoroughly reconditioned and guaranteed, 25/-, including post and packing.

**QUARTERLY ELECTRIC CHECK METERS.** Reconditioned as new. 200/250 v. 10 A., 42/6; 15 A. 52/6; 20 A., 57/6. Other amperages available.

**DESK PHONES.** Complete with Hand Set and Dial 0-9 in Bakelite Case. 22/12/6.

**PROJECTION LAMPS.** Pre-focus 100 v. 300 w. in new condition, 8/6.

**TELEPHONE DIALS.** 0-9, Suitable for inter-office and factory installation, 12/6.

**P.25 V.H.F. RECEIVERS** in metal case. Weight 37 lb. Size approx. 2½ x 9 x 6in., 57/6.

**HIGH-SPEED ELECTRO-MAGNETIC COUNTERS,** Ex-Govt. 0-9,999, 25/60 v. D.C. Size 4 x 1 x 1in. Single coil 2,300 Ohm or single coil 500 Ohm, 18/6.

**VANNER TIME SWITCHES.** For switching on/off lighting and power. Reconditioned as new. In ironclad cases, 10 amp, 75/-; 15 amp, 85/-; 20 amp., 25/5/-.

**3-OHM P.M. SPEAKERS.** In good working order, 8in., 9/6; 6in. 9/6; 5in. 11/6.

**3½in. P.M. SPEAKERS.** 30, 12/6.

**ELECTRICITY SLOT METERS.** (1/- in slot) for A.C. mains. Fixed tariff to your requirements. Suitable for hotels, etc. 200/250 v. 10 A., 84/-; 15 A., 94/-; 20 A., 104/-; Other amperages available. Reconditioned as new.

**HIGH RESISTANCE EARPIECES.** Double with 3ft. length of cord, 8/6 pair.

**SYNCHRONOUS VIBRATORS.** 2 v. 7 pin, 3/6.

**BALANCED ARMATURE HEADPHONES,** 7/6.

**ASSORTED RESISTANCES,** 5/6 per 100.

**THROAT MICROPHONES,** 2/6 each.

All prices include carriage

**23 LISLE ST. (GER. 2969) LONDON, W.C.2**  
Closed Thursday 1 p.m. Open all day Saturday

# AUDIX SOUND SYSTEMS ANNOUNCE

A new and complete range of SOUND EQUIPMENT

for

- PUBLIC ADDRESS
- HOSPITALS
- SCHOOLS
- FACTORIES
- RAILWAYS, ETC.

Write for

*Illustrated Literature*  
to

**AUDIX LTD.**  
**STANSTED, ESSEX**


TELEPHONE:

STANSTED 3132



**SOUTHERN RADIO'S  
WIRELESS BARGAINS**

**TEST METERS. PORTABLE.** 3½ x 3½ x 2½ in. D/C. M/C. Ranges: 0-5,000 ohms; 0-60 mA.; 0-3 volts; 0-1.5 volts. Range can be extended to suit individual requirements by addition of resistances. (Featured in Practical Wireless, March issue.)



**NEW AND TESTED.**

12/6 each plus 2/- P. & P. SPECIAL QUANTITY PRICES: 12 for £7. Carriage paid U.K. (ex. sea routes).

**METERS.** 30-0-30 and 3-0-3 volts combined ranges with prods, 15/-.  
[0262]

**ATTACHMENTS for "38" TRANSMITTER-RECEIVERS Mark II.**

HEADPHONES 15/6 per pair; THROAT MICROPHONES 4/6; JUNCTION BOXES 2/6; AERIALS, No. 1 2/9, No. 2 5/3; WEBBING 4/-; HAVER-SACKS 5/6; VALVES. A.R.P. 12 4/6, A.T.P.4 3/6; SET OF FIVE VALVES 19/-. Postage on each item except valves 1/6 extra.

**RECORDING BLANKS.** Brand new. Ready for cutting. 13in. 6/- each or 15 complete in metal case, £4.

**RESISTANCES.** 100 assorted useful values. New wire end 12/6. NEW.

**CONDENSERS.** 100 assorted Mica; Tubular; etc., 15/-. NEW.

**INSULATORS.** Porcelain egg type 7/6 per doz.

**CONTACTOR TIME SWITCHES.** 2 impulses per sec., in case, 11/6.

**REMOTE CONTACTOR.** For use with above, 7/6.

**LUBRA HOLE CUTTERS.** Adjustable ½ in. to 3½ in. For Metal, Plastics, etc., 7/-.  
[0263]

**MAGNETS.** Strong Bar type, 2 x ½ in., 1/6 each.

**MORSE TAPPERS.** Midget type 2/9; Standard 3/6; Heavy type on base, 5/6. ALL BRAND NEW.

**MORSE PRACTICE SET. TAPPER with BUZZER** on base. Complete with battery, 12/6. BRAND NEW.

**PACKARD-BELL AMPLIFIERS.** Complete BRAND NEW, with valves, relay, etc., etc., 17/6 each.

**ATTACHMENTS for "18" TRANSMITTER-RECEIVERS Mark III.**

HEADPHONES 15/6 per pair. HAND MICROPHONES 4 a., 12/6. AERIALS 5/9; MORSE KEY 6/6; VALVES: ARP12 4/6, A.R.B 7/6, A.T.P.4 3/6; SET OF SIX VALVES 25/-. Official booklet "18" 7/R circuits etc., 6/6 post paid. Postage on each item except valves 1/6 extra.

**R.109 RECEIVERS. SHORTWAVE** 1.8 to 8.5 mc/s. Complete with six valves. Vibrator pack for 6 volts. Built-in speaker. In metal case. £5.

**BOMBSIGHT COMPUTERS.** Recent purchase, ex-R.A.F. Ideal for experimenters. A wealth of gears, motors, blowers, etc., etc. £3/12/6 carriage paid.

**QUARTZ CRYSTALS. TYPES F.T.241/F.T.243.** 2-pin, ½ in. space. Frequencies (F.T.243) 5,700 kc/s. to 8,650 kc/s. (F.T.241) 20 Mc/s. to 38.9 Mc/s. (54th and 72nd harmonics). 4/6 each. List of available frequencies on request.

**BRAND NEW. CRYSTAL BASES. FT.241, FT.243 1/3 each.**

**CRYSTAL CASES. FT.241/243 types. 10/6 per dozen.**

**STAR IDENTIFIERS.** Type I.A.-N covers both hemispheres. 5/6.

**COMMAND RECEIVERS. B.C. 454 3-6 Mc/s. B.C. 455 6-9 Mc/s.** Complete with 6 valves. New condition. 47/6 each.

**DYNAMOTORS for ABOVE. 28 volts. 15/-.  
[0264]**

**VISUAL INDICATORS (10Q/4).** Type 3. With 2 meter movements and two neons. New in cover. 12/- each.

**TRANSPARENT MAP CASES.** Plzstic 14in. x 10½ in. Ideal for Maps, Display, etc., 5/6.

Post or carr. extra. Full list Radio Books, etc. 3d.

**SOUTHERN RADIO SUPPLY, LTD.**

11, LITTLE NEWPORT STREET,  
LONDON, W.C.2. GERrard 6653

**SITUATIONS VACANT**

**PERA** requires an additional electronic engineer for the design and development of special circuits and prototype instruments. Experience in transistor circuit design would be an advantage. The position will involve working in collaboration with member firms and developing basic ideas for instruments to the production stage. Applicants should have a minimum of H.N.C. or equivalent. F.S.S.U. pension scheme. Write stating age, qualifications and salary required to the Secretary, (R.869). Production Engineering Research Association, Melton Mowbray, Leics. [9582]

**INTERNATIONAL AERADIO, Ltd.,** has periodic vacancies overseas for Radio Technicians, City and Guilds Intermediate Telecoms, an advantage but not essential if applicant has considerable experience installation/maintenance H.P./V.H.F. low/medium power comms. Equipment; applications ex-service personnel or fully skilled categories welcomed; posts are permanent and pensionable; normally accommodation is provided with tax free emoluments equated to local conditions; additional marriage and child allowances; free air passages and insurance; kit allowance; generous U.K. leave; apply in writing.—Personnel Manager, 40, Park St., W.1 [0262]

**PATENT Examiners and Patent Officers.** Pensionable posts for men or women for work on the examination of Patent applications. Age at least 20 and under 29 (36 for Examiners) on 31.12.61, with extension for regular Forces service and Overseas Civil Service. Qualifications: normally a degree, or a Diploma in Technology, with first- or second-class honours in physics, chemistry, engineering or mathematics, or equivalent attainment, or a professional qualification, e.g. A.M.I.C.E., A.M.I.Mech.E., A.M.I.E.E., A.R.I.C. A Inst.P. Inner London salary £793 to £1,719; provision for starting pay above minimum. Promotion prospects.—Write Civil Service Commission, 17, North Audley St., London, W.1, for application form, quoting S/128/61, and stating date of birth [9559]

**THE PORT OF LONDON Authority** have a vacancy for a Radio Technician, rate of pay 314s 7d per 42-hour week, 5-day week. The position will be based at Gravesend. Canteen facilities available. Applicants should have a sound basic knowledge of electronics and experience in the installation and servicing of V.H.F. and A.M. radio and telecommunication equipment. A knowledge of basic radar and ability to drive a motor vehicle would be advantageous. Age range 25 to 35 years. The successful applicant will be eligible for appointment to the Established Staff after completion of six months satisfactory service and would then be required to become a member of the Authority's Superannuation Scheme.—Applications, giving age and details of experience, to the Establishment Officer, Port of London Authority, Trinity Square, E.C.3. [9569]

**THE SCIENTIFIC CIVIL SERVICE** needs men and women for pensionable posts as (a) Experimental Officers and (b) Assistant Experimental Officers in mathematics, physics, meteorology, chemistry, geology, biological sciences, engineering, miscellaneous (geology, library and technical information services). Candidates must, on 31.12.61, be at least 26 and normally under 31 for (a), and at least 18 and normally under 28 for (b). Qualifications: (a) normally to include H.N.C., or equivalent, or H.N.C., a University degree, or a Diploma in Technology. Provisional admission if taking examinations in 1961. Inner London salary scale (a) £1,147-£1,396; (b) £503 (at 18) to £856 (26 or over), rising to £1,036. Promotion prospects. Further details of facilities.—Write Civil Service Commission, 17, North Audley St., London, W.1, for application form, quoting S/94-95/61. [9585]

**SITUATIONS WANTED**

**TV** service engineer desires change, south coast (or near) preferred.—Box 5020. [9599]

**TECHNICAL TRAINING**

**LEARN** Radio and Electronics the New Practical Way! Very latest system of experimenting with and building radio apparatus—"as you learn"—Free brochure from Dept. W.W.10. Radiotractor, 40, Russell St., Reading, Berks. [0241]

**CITY & GUILDS** (electrical, etc.) on No Fee—No Fee" terms, over 95% successes.—For details of modern courses in all branches of electrical engineering, applied electronics, automation, etc. send for our 148-page Handbook—free and post free.—B.I.E.T. (Dept. 388A), 29, Wright's Lane, London, W.8. [0017]

**TUITION**

**FULL-TIME** courses for P.M.G. Certificates, C.G.L.I., Telecommunications and Radar Maintenance Certificates.—Information from College of Technology, Hull. [0111]

**FIND** TV set troubles in minutes from that great book, The Principles of TV Receiver Servicing, 10/6, all book houses and radio wholesalers—if not in stock from Secretary, I.P.B.E., 20, Fairfield Rd., London, N.8. [0069]

**RADIO** and TV servicing, all aspects from basic principles to advanced coaching for City & Guilds, R.T.E.B. Cert., Brit.I.R.E., etc. Study at home under highly qualified tutors. No books to buy.—Write for free prospectus stating subject, to I.C.S., Intertext House, Parkgate Rd. (Dept. 442A), London, S.W.11. [0033]

As old as the  
"Wireless World"!



**COMPONENT DISTRIBUTORS**

Guaranteed components—made specially for us:—

- 1% tol. SILVER MICA CAPACITORS
- 84 standard values always in stock.
- 5-10000P 9d. 1200-2000PF 1/6
- 2200-3000P 1/3 3300-5000PF 1/6
- 14in. dia. POTENTIOMETERS 2in. shaft
- 10K, 25K, 50K, 100K (linear), 250K 500K, 1M, 2M (log.) 3/-. With switch 4/6.
- MINIATURE MAINS TRANSFORMERS
- Prt. 0-200-220-240 v. Sec. 250 v. 40 mA., 6.3 v. 1.5 amp.
- Stock size 2½ x 1½ x 1½in., 14/6.
- CELLULOSE WADDING for resonance damping, 40 ply
- 36in. wide, 5 yd. roll 18/-. post 3/-.  
Sole distributors for this area.

**IMPORTED COMPONENTS**

Miniature High Stability Resistors 5% tol.  
Preferred value range (44 values, 12D to 0 M Ω)  
¼ watt, ½ x ⅜" or ¼ watt, 1" x ⅜" ..... 6d. each.

**WIMA "TROPYDUR" PAPER CAPACITORS**

Flat oval shape. Small size. Glazed surface.		Mid. tol. 250V 500V		Mid. tol. 250V 500V	
mf. tol.	250V 500V	mf. tol.	250V 500V	mf. tol.	250V 500V
01 20%	8d. 7d.	15 10%	1/1 1/2	015 20%	6d. 7d.
022 20%	8d. 9d.	25 10%	1/3 1/4	033 20%	8d. 9d.
047 20%	9d. 10d.	33 10%	1/4 1/6	068 20%	10d. 11d.
1 10%	1/- 1/1	47 10%	1/6 1/9	1 10%	1/- 1/1

**"SURPLUS" HIGH STABILITY RESISTORS**

Best makes. Largest selection available. 145 standard values plus many others.

5% ¼W. 7d. ¼W. 9d. 1W. 10d.  
2% ¼W. 10d. ¼W. 1/- 1W. 1/3  
1% ¼W. 1/3 ¼W. 1/6 1W. 1/9

Ordinary Carbon Resistors ¼W. 3d., ¼W. 4d. Also Carbon and Wire wound up to 200V. Full list No. 5.

**AND, OF COURSE, OUR OWN PRODUCTS**

**BLANK CHASSIS**

Precision made in our own works from commercial quality half-hard Aluminium. Two, three or four sided.

**SAME DAY SERVICE**  
Of over 20 different forms made up to YOUR SIZE. Order EXACT SIZE you require to nearest 1/16in. (Maximum length 3½in., depth 4in.)

Special deals with promptly SEND FOR ILLUSTRATED LEAFLET or order straight away, working out total area of material required and referring to table below, which is for four-sided chassis in 16 s.w.g.:

48 sq. in. 5/-	176 sq. in. 8/-	304 sq. in. 12/-
80 sq. in. 5/-	208 sq. in. 8/-	336 sq. in. 13/-
112 sq. in. 6/-	240 sq. in. 10/-	368 sq. in. 14/-
144 sq. in. 7/-	272 sq. in. 11/-	and pro rata
post 1/3	post 1/6	post 1/9

Quantity and trade discounts. Finishes arranged for quantities of 25 or over.

FLANGES (4in., 6in., or 8in.), 6d. per bend.

STRENGTHENED CORNERS 6d. each corner.

PANELS

Any size up to 3ft. at 4/6 sq. ft.

Postage (sq. in.)—72 9d.; 108 1/3; 144 1/6; 432 1/9; 576 2/-.

**THE WELL-KNOWN  
COOPER-SMITH  
HI-FI AMPLIFIERS**

Each the best in its class—  
yet you can build it yourself!

	KIT		BUILT	
	STEREO	MONO	STEREO	MONO
STEREO Control Unit ....	£12 12	0	£15 0	0
STEREO Main Amplifier ..	£13 13	0	£16 0	0
Mk. II Control Unit .....	£7 17	0	£10 17	6
B.P.I. Main Amp. 10/12 W.	£12 5	0	£14 5	0
"MAGNUM" 20 W. Power Amp. ....	£21 2	6	£23 12	6
"PRODIGY" 6/9W. Integrated	£12 10	0	£15 15	0
"BANTAM" 3/4W. Integrated	£7 10	0	£8 5	0

Building instructions 2/6 each. (Bantam 1/6, Magnum 5/-).


Please add postage for all orders under £2

**H. L. SMITH & CO. LTD**

287/289 EDGWARE ROAD, LONDON, W.2

Telephone: Paddington 5891/7595

**VARIABLE TRANSFORMERS**



OUTPUT (1.5kVA.) Completely Variable 0 to 280 volts, 5 amps.  
 INPUT 230 volts, 50/60~  
**A SHROUDED FULLY VARIABLE TRANSFORMER FOR BENCH OR PANEL MOUNTING.**  
 SIZE:—APPROXIMATELY 6in. CUBE.  
 WEIGHT:—APPROXIMATELY 13 LB.  
**PRICE:—RIDICULOUS, ONLY—£9. 0. 0.**  
 10 amps. **£18.5.0.** AND 20 amps. **£32.10.0.**  
 Quantities up to 100 delivered by return of post.

**HEAVY DUTY 20 AMP. L.T. SUPPLY UNIT**



by **S.T.C.**

Normal cost over £100

Essential equipment for Electronic Engineering, research laboratories, schools. Ideal for battery charging, etc. Guaranteed for 20 amps.

Output: D.C. Variable up to 20 amps. and 24 v. or trickle charge 125/300/700 ampere hours.  
 Input: A.C. - 100/260 volts 45/65 cycles.  
 Size: 16 x 24 x 32in. high.

In attractive Grey Cabinet. **£22-10-0**

(Circ. diagrs. and instr. loaned for 10/- deposit.)

**Irongate** Dept. W.W. 20  
 2 Irongate Wharf Road, Praed St., London, W.2  
 (M.O) Company PADDINGTON 2231-2-3

**INSTRUMENT REPAIRS**

**DON'T WAIT. TAKE ADVANTAGE OF OUR QUICK SERVICE, COMPETITIVE PRICES AND GUARANTEED REPAIRS.**

We specialise in the repair and conversion of the following:—  
 MULTI-RANGE METERS.  
 AMP-VOLT-WATTMETERS.  
 ELECTRONIC AND ALL ALLIED MEASURING EQUIPMENT.  
 SPC. LABORATORY EQUIPMENT.

**LEDON INSTRUMENTS LTD.**  
 16, Deptford High St., London, S.E.8.  
 TIDEWAY 2689

**TUITION**

**BOROUGH POLYTECHNIC, Borough Rd., S.E.1.**  
**INSTITUTION of Electrical Engineers Examination.**

**FULL-TIME**, part-time day and evening courses in preparation for the Part III examination of the I.E.E. are offered at the Borough Polytechnic, London, S.E.1, in the following subjects:—  
**ADVANCED Electrical Engineering, Electrical Measurements, Electrical Machinery, Electricity Supply, Applied Electronics, Physical Electronics, Physical Electronics, Illumination Engineering, Radio Communication, Utilization of Electrical Plant**

**THE full-time course includes an optional subject of Engineering Physics (Part II) for those students requiring it. This course is approved on the granting of Major County Awards. Enquiries and applications are invited and should be addressed to—The Secretary, Borough Polytechnic, Borough Rd., London, S.E.1. specifying the type of course (full-time or part-time) required**

**BATTERSEA COLLEGE OF TECHNOLOGY, London, S.W.11.**

(ii) **Microwave Physics.**  
**A POST-GRADUATE course in Microwave Physics leading to the M.Sc. or the Post-graduate Diploma of the College, will be held during the session 1961/62 beginning 2nd October, 1961. The course may be taken on either a full-time or part-time basis. The full-time course has been accepted by the Department of Scientific and Industrial Research as suitable for tenure of its Advanced Course Studentships. Full details and enrollment forms from the Secretary (Microwave Courses).**

**FREE from the I.P.R.E.: Syllabus of famous radio and TV courses; membership conditions booklet, 1/-; sample copy The Prac. Radio Engineer, 2/- post free.—Secretary, 20, Fairfield Rd., London, N.8. [0088]**

**WIRELESS.—See the World as a radio officer in the Merchant Navy; short training period, low fees scholarships, etc., available boarding and day students; stamp for prospectus.—Wireless College, Colwyn Bay. [0018]**

**TV and Radio.—A.M.Brit.I.R.E., City and Guilds R.T.E.B. Cert., etc., on "No Pass—No Fee" terms, over 95% successes.—For details of exams. and home training courses (including practical apparatus) in all branches of radio, TV and electronics, write for 148-page Handbook—free.—B.I.E.T. (Dept. 397A), 29, Wright's Lane, London, W.8. [0016]**

**"HOW and Why" of Radio and Electronics made easy by a new, no-maths. Practical Way. Postal instructions based on hosts of experiments and equipment buildings carried out at home. New Courses bring enjoyment as well as knowledge of this fascinating subject.—Free brochure from Dept. W.W.12 Radiostructor, 40, Russell St., Reading, Berks. [0240]**

**A.M.I.Mech.E., A.M.Brit.I.R.E., City & Guilds, G.C.E., etc., bring high pay and security: "No Pass—No Fee" terms; over 95% successes.—For details of exams. and courses in all branches of engineering, building, electronics, etc., write for 148-page Handbook—free.—B.I.E.T. (Dept. 387B), 29, Wright's Lane, London, W.8. [0118]**

**BOOKS, INSTRUCTIONS, ETC.**

**COPIES "Wireless World," complete 1946, '47, '50, '53, most others to 1958 available.—Westwood, 46, George St., Oxford. [9593]**

**WEBB'S log-book for recording signals heard and worked, 112 pages 3 1/4 in x 5 in, approved format, semi-stiff covers, excellent value, 6/- post free, or callers, 5/3.—Webb's Radio, 14, Soho St. London, W.1. [0021]**

**"BASIC Mathematics for Radio and Electronics" By F. M. Colebrook, B.Sc., D.I.C.A.C.G.I. Revised and enlarged by J. M. lead, M.A. (Cantab.) Presents in readable form from engineering students of all kinds and form a complete course in basic mathematics leads on to the more advanced branches of mathematics of increasing importance to radio engineers. In this edition the chapter covering the application of mathematics to radio has been revised and enlarged, while new subjects covered include Stability, Linear Differential Equations, Elementary Statistics, Short Cuts to Numerical Calculations and an Introduction to Matrices. Will be invaluable to those requiring a refresher course as well as to those without previous knowledge of the subject. 17/6 net from all booksellers. By post 18/6 from Iliffe Books Ltd., Dorset House, Stamford St., S.E.1**

**TELEVISION Engineering Principles and Practice, Vol. III, Waveform Generation." By S. W. Ames, B.Sc. (Hons.), A.M.I.E.E. and D. C. Birkinshaw, B.E., M.A., M.I.E.E. The third volume of a comprehensive work on the fundamentals of television theory and practice, written primarily for the instruction of BBC engineering staff. This volume gives the application in television and sinusoidal, rectangular, sawtooth and parabolic waves and shows the mathematical relationship between them. The main body of the text is devoted to the fundamental principles of the circuits commonly used to generate such signals, the treatment being largely descriptive in nature and therefore less mathematical than that of the previous volumes. The work is intended to provide a comprehensive survey of modern television principles and practice. 30/- net from all booksellers. By post 31/- net from Iliffe Books Ltd., Dorset House, Stamford St., London, S.E.1.**

**FOR SALE — complete secondhand "MUSIC WHILE YOU WORK" installation consisting of:**

I Trix R.A. 102 Tunable radio with monitor speaker and built-in facilities for Mic or Gram.

I Trix T. 6338 Unit Rack, comprising of 1-4 station selector switch A.M. radio. 1 Garrard 4-speed Record Player and Amplifier complete with Nine A.9 2K Speakers and Table Mic.

I Trix 5815 A.M. Tunable wireless suitable for spares only.

Ideal for small or medium size factory.

Enquire **G. Gilmore, Pembury Works, Pembury Grove, London, E.5.**  
 Tel.: **AMH 4741**

**TECHNICAL AUTHORS SPECIFICATION ENGINEERS**

Are invited to apply for some very interesting appointments to prepare Instruction Manuals for a wide range of complex Radio, Radar and Electronic equipment.

Salaries up to £1,450 with generous pension and life assurance with scope for merit. Branch offices in other cities. Write in confidence with full details of experience and qualifications to Managing Director, Head Office,

**ENGINEERING & TECHNICAL PUBLICATIONS LIMITED, 3, GREYFRIARS ROAD, READING, BERKS.**

**F.M. EXPLAINED**

By

**E. A. W. Spreadbury, M.BRIT.I.R.E.**

An explanation in simple terms of the principles of the frequency modulation system of transmission as used in the B.B.C. v.h.f. radio services. Its effect on receiver design and servicing problems is explained together with methods of circuit alignment.

8 1/2" x 6". 37 pp. 2s. 6d. net. (By post 2s. 8d.)

Obtainable from all booksellers

**ILIFFE BOOKS LTD.**  
 DORSET HOUSE STAMFORD ST LONDON SE1



**Audibility - Reliability**

WEST NORWOOD, LONDON, S.E.27  
GIPSY HILL 1131

**HARRINGAY SUPPLIES**  
345 HORNSEY ROAD, N.19  
ARC 4101




**TELEPHONES**  
"F" TYPE

Complete in fitted case, portable, range up to 5 miles, suitable for factories, building sites, offices, etc., 2 complete sets — £4/15/-. Carr. 5/-.

**SMALL MODEL MAKERS MOTORS**  
24v. AC/DC.



Reduction geared, new. Size 1 1/2 in. x 1 in. x 2 3/8 in. long 12/6 each. p/p. 1/6. Other types of small 12 or 24 v. motors in stock.



**TRANSFORMERS**

210/250 v. in 275-0-275 v. 50 mA 6.3 CT. 3 A. out, 17/6. 210/250 in, 300-0-300 v. 125mA 6.3 CT. 2A 6.3 CT. 2.5 A. 5 v. 2 A.

out, 22/6. 220/240 v. in, 4 v. 6.34 A. Postage 3/- in the £1 on all.  
Pots 10K, 10k Wire, 2.5K 2 m. 25K Lin and Log. .05/.25M 3/- each, post 6d. Tygan Fret 2/- sq. ft.  
**TRANSFORMERS—Step Down**  
200/250 v. in, 30 v. 100 watt out 17/6, post 2/-.  
200/250 v. in, 110 v. 100 watt out 17/6, post 2/-.  
200/250 v. in 110 v. 3.04 amps out £4/10/-, post 5/-.  
**AC/TO DC RECTIFIER UNITS**, 200/250 v. in. 100/120 v. DC out at 2.5 amp., £8/0/0.  
**'DISTRIBUTION BOARDS' 12" x 6"** fitted with 200/300 v. AC volt meter, two 15 amp. fuses, two 3-pin output sockets, 1 mains input socket 18/6, post 3/6.

**MALVYN ENGINEERING WORKS**

*Engineers to the Radio and Electronic Industries*

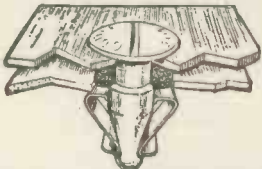
Manufacturers of: Chassis, Small Pressings, Machined Components, Wiring and Mechanical Assemblies, to specification.

*Single and Production Quantities*

**7 CURRIE STREET, HERTFORD, HERTS.**

Telephone: Hertford 2264

**ODDIE FASTENERS**



THE FASTENER WITH ENDLESS APPLICATIONS - SIMPLE - POSITIVE SELF-LOCKING. MADE IN A VARIETY OF TYPES AND SIZES. SPECIAL FASTENERS TO SUIT CUSTOMERS' REQUIREMENTS. WIDELY USED IN THE RADIO INDUSTRY.

*Illustrated brochure and other information will be gladly sent on request*

DEPT. "W.W."

**Oddie, Bradbury & Cull Ltd., Southampton**

Tel. 55883 Cables: Fasteners, Southampton

## The Oscilloscope at Work

By *A. Haas and R. W. Hallows*

*M.A.(CANTAB.), M.I.E.E.*

"The Oscilloscope at Work" deals mainly with the uses of the instrument, and interpretation of its oscillograms, the practical information on oscilloscope circuits, construction, adjustment and fault-finding it contains will make this book invaluable to the advanced student. An important feature is the wealth of oscillograms — well over 200 being included. Numerous circuit drawings and other diagrams clarify the text.

Size 8 1/2" x 5 1/2," 172 pages. 15s. net. *By post 16/-*  
from booksellers or from

**ILIFFE BOOKS LTD**

DORSET HOUSE STAMFORD ST LONDON SE1

# IBM UNITED KINGDOM LIMITED

International Business Machines, a pioneer in the field of office automation, has been established for nearly fifty years and is today the largest and most advanced company of its kind in the world.

The company continues to expand rapidly and a large number of additional Customer Engineers will be required throughout this year to be responsible for the installation, maintenance and efficient working of IBM's very large range of Data Processing equipment, comprising electronic digital computers and electro-mechanical punched card accounting machinery.

### APPLICATIONS ARE NOW INVITED FOR APPOINTMENTS AS:— DATA PROCESSING CUSTOMER ENGINEER

Applicants (aged 21-30 years) should be of O.N.C. (Electrical) standard and have experience of handling electro-mechanical and electronic equipments, H.N.C. (Electrical) will be an advantage. (Service men, nearing their release dates, who have experience of maintaining Radar or other Pulse Circuit equipments, are also invited to apply.)

Starting salaries are based on individual experience and aptitude and will be not less than £650 per annum at age 21 years. Increases and promotion will be awarded solely in accordance with personal ability and performance.

Write now giving background of education, experience and age to:—

**Personnel Manager,**

**IBM United Kingdom Limited, 101, Wigmore Street, London, W.1.**

Quoting reference: **CE/WW/47**

# INDEX TO ADVERTISERS

	PAGE		PAGE		PAGE
A.B.C. Television	128, 136	Gardners Radio, Ltd.	46	Radio & Electrical Mart	124
Acoustical Mfg. Co., Ltd.	6	Garrard Eng. & Mfg. Co., Ltd., The	43, 60	Radio & T.V. Components (Acton), Ltd.	113
Adcola Products, Ltd.	Cover 111	Gea Bros. (Radio), Ltd.	106, 107	Radio Clearance, Ltd.	117
A.D.S. Relays, Ltd.	50	General Electric Co., Ltd.	132	Radio Component Specialists	99
Advance Components, Ltd.	12, 15, 64	General Sonic Radios	80	Radio Exchange Co., The	144
A.E.R.E.	131	Gilfillan, R. & Co., Ltd.	120	Radiospares, Ltd.	82
Airmec, Ltd.	73	Gavaert, Ltd.	22	Radiostructor	78, 126
Alpha Radio Supply Co., Ltd.	112	Gilmore	148	Radio Supply Co. (Leeds), Ltd.	92, 93
Anders Electronics, Ltd.	7	Gilson, R. P., Ltd.	58	Rank Cintel, Ltd.	5
Ampex, Ltd.	131	Gladstone Radio	116	Redifon, Ltd.	74
A.N.T.E. A. Ltd.	50	Glaser, L., & Co., Ltd.	140	Reida Radio, Ltd.	110
Appointments Vacant	125, 126, 127, 128, 129, 130, 131, 132, 133, 134, 135, 136, 137, 146	Goldring Mfg., Ltd.	21	Reproducers & Amplifiers, Ltd.	4
Arcoelectric Switches, Ltd.	40	Goodmans Industries, Ltd.	84	Road Research	133
Ardente Acoustic Laboratories, Ltd.	54	Goodwin, C. C. (Sales) Ltd.	114	Robinson Rentals	146
Armstrong Wireless & Television Co., Ltd.	143	Govt. Communications H.Q.	131, 137	Roliet, H., & Co., Ltd.	136
Associated Electrical Industries, Ltd.	75, 76, 140	Gramophone Co., Ltd., The	25		
Audix, B. B., Ltd.	146	Gramplan Reproducers, Ltd.	54		
Automatic Telephone & Electric Co., Ltd.	70, 130, 134	Gramplan T.V.	126		
Aveley Electric, Ltd.	27				
Avo, Ltd.	1, 56				
		Hall Electric, Ltd.	26	Salford Electrical Instruments, Ltd.	36
Batey, W., & Co.	84	Harmsworth Townley & Co.	51	Samsons, Ltd.	88, 89
B.C. Corporation, Ltd.	72	Harridge, H. C.	84	Sanders, W. H., Ltd.	84
Belling & Lee, Ltd.	67	Harrigay Photographic & Electrical Supplies, Ltd.	149	Saward, Baker & Co., Ltd.	126
Belclere Co., Ltd.	14	Harris Electronics (London), Ltd.	85	S.E. Essex Technical College	130, 135
Benson, W. A.	120	Harris, P.	142	Service Trading Co.	105
Bentley Acoustic Corporation, Ltd.	87	Harverson Surplus Co., Ltd.	108	Servo & Electronic Sales	122
Berry's Radio	56	Henry's (Radio) Ltd.	86, 87	Shawndel Flyers, Ltd.	118
B.M.B. (Sales), Ltd.	60	Hewlett Packard S.A.	19	Sifam Electrical Instruments, Ltd.	136
Box 5003	137	Hivac, Ltd.	59	Silver City Airways, Ltd.	83
Box 5015	131	H.M. Govt. Aviation	128	Sim-Tech Book Co.	143
Bolton Technical College	132	H.P. Radio Services, Ltd.	52	Smith, G. W. (Radio), Ltd.	100, 101
Brimar Ltd.	55			Smith, H. L., & Co., Ltd.	147
Britain, Chas. (Radio) Ltd.	109	I.B.M.	149	Smith, S.	132
British Institute of Engineering, Technology	129	I.C.I. Ltd.	135	Solartron Electronic Group, Ltd.	132, 136
British Insulated Callender's Cables, Ltd.	Cover 11	Iliffe Books Ltd.	48, 57, 116	Sound Sals, Ltd.	144
Brookes Crystals, Ltd.	44	International Aeradio, Ltd.	134	Southampton Technical College	130
Broom & Wade, Ltd.	38	International Correspondence Schools (M.O.), Co.	148	Southern Radio Supply, Ltd.	147
Bulgin, A. F., & Co., Ltd.	Edit. 389	Jackson Bros. (London), Ltd.	34	Southern Technical Supplies	137
Bullers, Ltd.	63	Kenure, Holt Electronics, Ltd.	54	Stamford, A. L.	140
				Standard Telephones & Cables, Ltd.	35, 37, 39
Cardross Engineering, Ltd.	80	Lasky's Radio, Ltd.	90, 91	S.W. Essex Technical College	136
Chapman Ultrasonics, Ltd.	82	Lawson Tubes	140	Steatite & Porcelain Products, Ltd.	3
Clyne Radio, Ltd.	102, 103	Leak, H. J., & Co., Ltd.	79	Stern Radio, Ltd.	94, 95
County Boro of Bristol	132	Leak, H. J., & Co., Ltd.	79	Suflex, Ltd.	68
C.R.E.I. (London)	29	Ledon Instruments	148	Sugden, A. R., & Co. (Engineers), Ltd.	56
Crown Agents	128, 132, 133, 135, 136, 137	Levell Electronics	62	Surrkitt Electronics, Ltd.	128
Cunard Eagle Airways, Ltd.	17	Lewis Radio Co.	144	Swan Electronics	124
		Light Solde'ing Developments, Ltd.	146	Sweetnam & Bradley, Ltd.	140
		Linear Products, Ltd.	52		
		London Central Radio Stores	146		
				Tannoy, Ltd.	149
Daly (Condensers) Ltd.	63	Malvyn Engineering Works	149	Tape Heads, Ltd.	36
Datum Metal Products, Ltd.	31	Marconi Instruments, Ltd.	23	Technical Trading Co.	106
Davies, A., & Co.	128	Marconi Wireless Telegraph Co., Ltd.	69, 71, 125, 137	Telcon Metals, Ltd.	61
Davis, Jack (Relays), Ltd.	52	MacDonald	116	Telemechanics, Ltd.	40
Daystrom, Ltd.	9, 10, 11	Marley Supplies	118	Tequipment, Ltd.	30
D. & B. Television, Ltd.	144	Marriott, P. A., & Co., Ltd.	61	Tele-Radio (1943), Ltd.	44
Denco (Clacton), Ltd.	46	McCarthy Radio, Ltd.	124	Test Gear Components (London), Ltd.	104
Dependable Radio, Ltd.	137	McMurdo Radio, Ltd.	58	Thomas, Richard & Baldwins, Ltd.	16
Deutscher-Elektrotechnik	83	Metropolitan Overseas Corpn.	60	T.R.S. Radio	123
De Havilland Propellers, Ltd.	131	Midland Silicones, Ltd.	8		
Duke & Co.	114	Mills, W.	122	U.K.A.E.A.	130
Duode Reproducers, Ltd.	144	Minicoll Products	128	Uncles, Bliss & Co., Ltd.	114
		Ministry of Aviation	132	Unicam Instruments, Ltd.	128
		Modern Book Co.	144	Universal Book Co.	140
		Modern Electronics (Retail), Ltd.	42		
		M. R. Supplies, Ltd.	60	Vacuum Electronic, Ltd.	114
		M. S. Radiopost	120	Vacwell Engineering Co., Ltd.	41
		Mullard, Ltd.	66	Valradio, Ltd.	44
		Multicore Solders, Ltd.	142, Cover iv	Venner Electronics, Ltd.	53
		Multitone Electric Co., Ltd.	136	Vitality Bulbs, Ltd.	84
				Vortexion, Ltd.	77
				V.Z. Electrical Service	118
		National Cash Register Co., Ltd.	130		
		Newmarket Transistors, Ltd.	2	Walmore Electronics, Ltd.	13
		Northern Polytechnic	130, 137	Waycom, Ltd.	38
		Nottingham Valve Co., Ltd.	82	Watts, Cecil E.	84
		Nu-Gun Teletubes	128	Webber R. A., Ltd.	56
				Webb's Radio	118
		Oddie Bradbury & Cull, Ltd.	149	Wellington Laboratories	136
		Oxley Developments Co., Ltd.	28	Weymouth Radio Mfg. Co., Ltd., The	42
				Wharfedale Wireless Works, Ltd.	45, 58
				Whiteley Electrical Radio Co., Ltd.	18
		Parker, A. B.	48	Wilkinson, L. (Croydon), Ltd.	111
		Partridge Transformers, Ltd.	141	Wilkinson Sword	155
		P.C. Radio College	121	Wirecomp Electronics	122
		Pembridge College	127	Wolf Electric Tools, Ltd.	34
		Philips Electrical, Ltd.	135	Wright, J. P.	124
		Pitman, Sir Isaac & Son, Ltd.	124		
		Plessey Co., Ltd.	133	Z. & I. Aero Services, Ltd.	138, 139
		Plymouth Technical College	130		
		Post Radio Supplies	144		
		Premier Radio Co.	115		
		Proops Bros., Ltd.	96, 97, 98		
		Quartz Crystal Co., Ltd.	140		

**ADCOLA**  
PRODUCTS LIMITED  
 (Regd Trade Mark)  
**TRADE MARK**

**SOLDERING  
 EQUIPMENT**

*Specialising for the  
 Electronic Industry.*

**FOR BENCH LINE  
 PRODUCTION REQUIREMENTS**

As specialists we keep in time with current problems of modern solder jointing. It is our normal practice to supply to customers' specific requirements with regard to bit temperatures and volt ranges.

*Illustrated Instrument  
 List No. 64 Protective  
 Shield List No. 68  
 Fitted with Accessory  
 List L.700.*

British & Foreign Patents  
 Reg. Designs, etc.

**APPLY HEAD OFFICE SALES & SERVICE**

**ADCOLA PRODUCTS LTD**  
**ADCOLA HSE. CLAPHAM HIGH ST.**  
**LONDON. S.W.4.**

Telephones: MACAULAY 3101-4272.  
 Telegrams: "SOLJOINT" LONDON.



A  
 little bit  
 goes a  
 long way  
 with  
**ERSIN  
 MULTICORE  
 SAVBIT  
 ALLOY**



**SAVBIT**  
 for  
**factories**

Supplied to factories as standard, in 7 lb. or 1 lb. reels of 14, 16 and 18 s.w.g., packed in easy-to-handle 28 lb. cases.



**SAVBIT**  
 for  
**service  
 engineers**

Supplied on a 1 lb. reel packed in a carton containing approx. 170 feet of 18 s.w.g. Ersin Multicore Savbit Alloy. Price: 15s. each (subject).



**SAVBIT**  
 for  
**small  
 users**

The Size 1 Carton contains approximately 53 ft. of 18 s.w.g. Ersin Multicore Savbit Alloy. It is also supplied in 14 s.w.g. and 16 s.w.g. Obtainable from radio and electrical stores. Price: 5s. each (subject).

A soldering bit goes ten times as far . . . does ten times as much work . . . when it is used only with Ersin Multicore Savbit Alloy. Replacement of bits can be a heavy, recurring, maintenance cost. The small percentage of copper in Ersin Multicore Savbit Alloy reduces bit wear and prolongs the working life of bits as much as ten times.

**Send for this interesting booklet**

Laboratory engineers and technicians are invited to write on their Company's letterheading for the latest edition of *Modern Solders*. It contains technical and background information, tables of data on alloys, gauges and temperatures.

**Multicore**



*Ersin Multicore Savbit Alloy is manufactured under sole British Licence of Patent No. 721,881 — by*

MULTICORE SOLDERS LIMITED, MULTICORE WORKS, HEMEL HEMPSTEAD, HERTS. (BOXMOOR 3636)