

MARCH 1959


W. Smith

TWO SHILLINGS

Wireless World

ELECTRONICS

Radio · Television



FORTY-EIGHTH YEAR OF PUBLICATION




"FOUR-THREE-TWO-ONE-!"

Testing time for guided missiles—with cables providing the nervous system for the control equipment . . . BICC design and manufacture a wide variety of control cables for both ground and airborne use. Standard types are also available for use with ancillary equipment such as ground radar, centimetre radio links and closed circuit television.

For outdoor connections

BICC Polypole Couplers are also particularly suitable for use with ground control equipment, since they ensure a tough, permanent, moisture-resistant assembly which virtually eliminates the possibility of conductor breakages at the coupler.



Further information about these products is available on request.

BICC

control cables

Wireless World

ELECTRONICS, RADIO, TELEVISION

Managing Editor: HUGH S. POCOCK, M.I.E.E.
Editor: F. L. DEVEREUX, B.Sc.

MARCH 1959

In This Issue

- 103 Editorial Comment
104 Waveguide Transmission
106 World of Wireless
109 European Television Stations
117 Time Past—Beam and Broadcast *By P. P. Eckersley*
121 Letters to the Editor
126 Physical Society's Exhibition
135 Relativity—2 *By "Cathode Ray"*
139 Evaluating Aerial Performance—2 *By L. S. Moxan*
144 Short-wave Conditions
145 The Bifilar-T Circuit—2 *By Thomas Roddam*
149 News from the Industry
150 March Meetings
152 Random Radiations *By "Diallist"*
154 Unbiased *By "Free Grid"*

VOLUME 65 No. 3

PRICE: TWO SHILLINGS

FORTY-EIGHTH YEAR
OF PUBLICATION



Offices: Dorset House,
Stamford Street, London,
S.E.1

Please address to Editor,
Advertisement Manager or
Publisher, as appropriate


Telephone:
WATERloo 3333 (65 lines)

Telegraphic Address:
"Ethaworld, Sedist, London."

© Iliffe & Sons, Ltd. 1959. Permission in writing from the Editor must first be obtained before letterpress or illustrations are reproduced from this journal. Brief abstracts or comments are allowed provided acknowledgment to the journal is given.

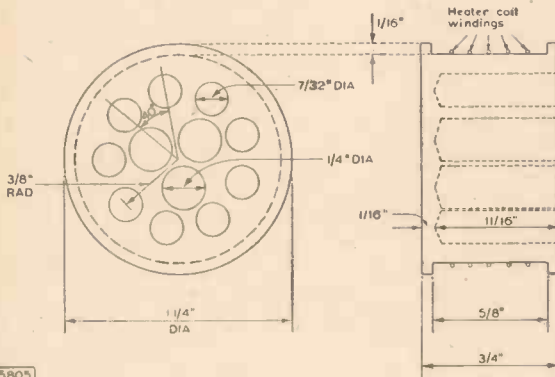
PUBLISHED MONTHLY (4th Tuesday of preceding month) by ILIFFE & SONS LTD., Dorset House, Stamford Street, London, S.E.1. Telephone: Waterloo 3333 (65 lines). Telegrams: "Iliffepres, Sedist, London." Annual Subscriptions: Home and Overseas, £1 15s. 0d. Canada and U.S.A., \$5.00. Second-class mail privileges authorised at New York, N.Y. BRANCH OFFICES: BIRMINGHAM: King Edward House, New Street, 2. Telephone: Midland 7191. COVENTRY: 8-10, Corporation Street. Telephone: Coventry 25210. GLASGOW: 26B, Renfield Street, C.2. Telephone: Central 1265. MANCHESTER: 260, Deansgate, 3. Telephone: Blackfriars 4412. NEW YORK OFFICE: U.S.A.: 111, Broadway, 6. Telephone: Digby 9-1197.

Transistors



A Simple Temperature-control System

This system involves the use of transistors to keep a block of copper at constant temperature and thus to provide thermostatic conditions for the transistors of any experimental or industrial circuit. The collector leakage current of a transistor varies with ambient temperature. The drift which thus arises affects the stability of d.c. amplifiers and test equipment.



5805

COPPER BLOCK (approx. full size)

A copper block was constructed to the design shown in the drawing above. The block is made circular for ease of machining and for uniform heating effect. A layer of aluminium foil covering the heater coil reflects heat into the block.

A closed-loop servomechanism controls a power transistor, which supplies the current for heating a coil wound uniformly around the block. The sensing element, used to provide the error signal, is an a.f. transistor mounted in the block. The leakage current I'_{co} of this transistor changes markedly with temperature, so that suitably amplified changes in I'_{co} are used to control the current through the heating coil. It was found that an initial current through the coil of 1.5A gave a good heating rate without much overshoot. For a 12V supply the resistance of the coil becomes 8Ω. To provide sufficient length of wire to wind uniformly, five strands of thin enamelled constantan wire are wound in parallel.

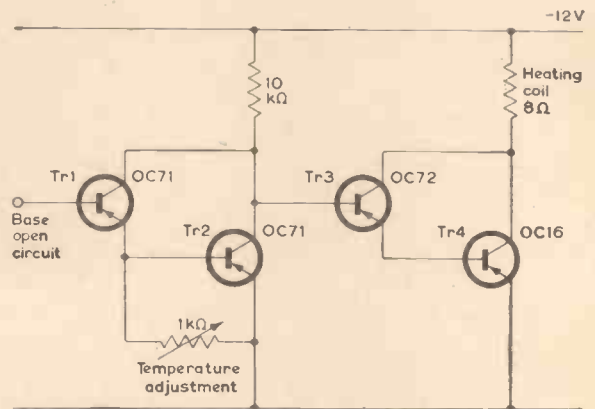
The control circuit is shown here. The connection of Tr3 and Tr4 allows the OC72 to drive the OC16 without danger of excessive dissipation. The gain of the combination is then the product $\alpha_1 \cdot \alpha_2$. The combined base-emitter voltage provides sufficient voltage for the collectors of Tr1 and Tr2; at

the same time it limits the maximum possible dissipation of these transistors. The variable resistance provides a path for some of the leakage current, allowing adjustment of the temperature to which the block is set.

When the circuit is switched on there is very little leakage current flowing in the sensing transistor. Accordingly the OC16 output transistor 'bottoms' and the current flowing in the heating coil is very nearly V_{cc}/R_H (V_{cc} is the supply voltage and R_H the heating coil resistance). The block heats rapidly to nearly 40°C, at which temperature the leakage current of Tr1 rises rapidly and the OC16 is cut-off, and remains cut-off till the block temperature has dropped to the set value. There is a slight overshoot of temperature because the junction temperature of Tr1 does not react to changes instantaneously.

Tr1 is the temperature-sensing transistor. Its collector voltage is limited to about 1V, whilst the working voltage is about 0.6V. To limit the maximum change of temperature inside the block to 0.1°C, the maximum variation of I'_{co} must be 0.012%. The actual stability achieved over at least 24 hours satisfies this condition.

A long-tailed-pair amplifier using germanium transistors was tested in the block. A variation of ambient temperature from 20 to 35°C resulted in a change of 0.75°C in the block. The drift, referred to the input, was about 75μV, or 5μV/°C.



5518

CONTROL CIRCUIT



Growing Pains

FROM January 1st this year the Electronic Engineering Association has ceased to be a member of the Radio Industry Council. This is not the result of any hasty decision, but of a level-headed and objective study of the divergence of the predominant aims and interests of these two great bodies which has become increasingly apparent in recent years.

In announcing the change Mr. G. Darnley Smith, chairman of the R.I.C., said,

"Electronics have become of such enormous importance in the last few years, playing an essential part in many major industries and having uses in all of them, that we—meaning all the Associations—have had to recognize that ours is now a two-fold industry. One side is dealing largely with broadcasting techniques and equipment and the other with electronics for all other purposes. To keep pace with the rapid technical, industrial and commercial advances on the capital goods side of the industry, it has been agreed that the E.E.A. should pursue its own policies and objectives. Close co-operation, however, will continue with the E.E.A. on matters affecting the welfare of both sections of the industry, particularly in the technical field, by means of inter-association committees."

A parallel statement by the Electronic Engineering Association in its annual report reads as follows,

"The Association remained a constituent of the Radio Industry Council during the period under review, during which time the four constituents reached the unanimous opinion that the capital goods side of the industry had developed in size and scope to the point at which capital goods and consumer goods could be recognised with advantage to all concerned as two distinct industries, each with its own objectives and policies. As from the 1st January, 1959, therefore, the Association has given up its right to nominate representatives to the Radio Industry Council, thereby permitting the three remaining nominating bodies, the British Radio Equipment Manufacturers' Association, the British Radio Valve Manufacturers' Association and the Radio & Electronic Component Manufacturers' Federation to devote their attention to the affairs of the domestic broadcast entertainment industry, thus enabling the Association to take full responsibility for the capital goods interests of the Industry. It will, of course, continue its close co-operation with the components and valve industries, with the domestic equipment industry, and also, on a technical level, with the other industries associated with it in the Electronic Forum for Industry."

Commenting on this statement, Mr. F. S. Mockford, chairman of the E.E.A., said,

"Two distinct and vast industries have grown up side by side—one, the domestic entertainment industry supplying millions of sound and vision receivers, radio-gramophones and audio equipment to the general public; the other supplying millions of

pounds' worth of capital equipment for home and overseas, much of which is telecommunication, radar and navigational aid radio equipment, but a great deal of which is closed-circuit equipment, such as industrial television, computers, machine controls, and so on.

"Each industry has many more problems than in the past, but their common problems are fewer. The performance, characteristics and siting of broadcasting transmitters and their frequency allocations is still a matter of concern to both, but the E.E.A. to-day has as much or more need for association with other industries—for example, telecommunications, office appliances, machine-tools, aircraft, transport, fuel and power.

"The capital equipment makers, of course, will continue to require and are assured of the closest co-operation of the B.V.A. and the R.E.C.M.F., and joint committees are being formed."

If there are any twinges of regret at the disturbance of an order which has remained unchanged for so long they should be dismissed in the certain knowledge that they are but the growing pains of a strong and healthy industry. The processes of association and dissociation are as fundamental to organizations as they are to living organisms, and the radio industry is no exception. First there was the association of six firms to form the British Broadcasting Company, making both the transmitters and the receivers. Then the National Association of Radio Manufacturers, later to be joined by the traders in the N.A.R.M.A.T. Next the Radio Manufacturers' Association was formed and the traders split off into various groups of wholesalers and retailers. Inside the R.M.A. the set makers and component manufacturers formed sections which developed into the Radio Component Manufacturers' Federation and the British Radio Equipment Manufacturers' Association. These autonomous bodies together with the British Radio Valve Manufacturers' Association and the Radio Communication and Electronic Engineering Association (now E.E.A.), formed the Radio Industry Council to represent their interests in negotiations with Government departments, and in fostering the post-war development of broadcasting and electronics.

The pattern of division and growth is apparent throughout. As the scope of industry widens the "domain boundaries" indicating further potential splits will become more readily discernible in the various associations as at present constituted. What must not be lost in the process of growth is the ready-made machinery for rapid consultation, and the stabilizing influence of independent minds devoted to the task of seeing whole woods rather than trees. The R.I.C., under its newly-appointed director Sir Raymond Hart, and the E.E.A. can together provide the solid foundation upon which further specialization of interest will proceed with safety.

Waveguide Transmission

Topics discussed at the Convention on "Long Distance Transmission by Waveguide" held at the Institute of Electrical Engineers in London on 29th and 30th of January.

IN radio transmissions through free space even when the signal is beamed the power losses to the outside are considerable; conversely, interference from the outside is likely. Such losses and consequent possibilities of interference can be eliminated or very much reduced by guiding the signal. One type of guide which is often employed for long-distance transmissions is the coaxial cable, but this is limited by attenuation and phase distortion to use with frequencies below about 25Mc/s. At higher frequencies low enough attenuations of the order of 10dB per mile or less are offered either by using a single-wire conductor supporting a surface wave, or by the H_{01} (TE_{01}) mode in circular waveguide.

Effects of Bends and Irregularities

Although the use of the H_{01} mode in a circular waveguide was suggested as long ago as 1938 by G. C. Southworth, this system has apparently not yet been used commercially. The attenuation decreases with increasing guide diameter and decreasing wavelength, but low enough attenuations can only be obtained using wavelengths as short as about 6mm in the mode giving lowest attenuation (H_{01}) simultaneously with a guide diameter of about 2 in—several times the cut-off value. In these conditions about 100 other modes are capable of being propagated, and, moreover, the H_{01} mode is not dominant in circular waveguide. Thus conversion of the H_{01} to other modes occurs readily at irregularities or bends in the guide and this leads to greatly increased losses. Reconversion is also likely to occur and, since all modes but the E_{11} have a different velocity from the H_{01} mode, such reconversion results in distortion. To minimize the effects of irregularities guide manufacturing tolerances of the order of thousandths of an inch or less are necessary. These tolerances are most severe for deviations of the axis from a straight line, according to a paper given by H. E. Rowe and W. D. Waters.

H_{01} mode conversion effects can also be reduced and the bends which may be required for geographical reasons allowed by increasing the losses for the undesired modes. Bearing in mind the differing field patterns in the various modes (in the H_{01} mode the electric field is circumferential), the losses for the undesired modes can be increased by changing the guide wall surface impedances in different directions, in particular by making the longitudinal impedance much greater than the circumferential by circumferentially corrugating the guide wall. Considerable attention was given at the Convention to the variety of corrugated guide made by helically winding enamelled or otherwise spaced wire and coating the outside of the helix

with an absorbing material to a thickness of about one-fourtieth of an inch. With such helical waveguide the attenuation of undesired modes can be multiplied by about 1,000 or more times their value in ordinary circular guide. Unfortunately the requirements for the absorbing layer to give maximum suppression of unwanted modes and at the same time minimum H_{01} mode loss in intentional bends are to some extent contradictory, according to a paper by H. G. Unger. Corrugated waveguide formed from flat rings a few thousandths of an inch thick spaced a few hundredths of an inch apart in air was discussed in a paper by A. W. Gent. Besides inhibiting H_{01} mode conversion, such waveguide offers a reduced H_{01} mode attenuation of about one-tenth of its value in circular guide with a diameter equal to the ring outside diameter. Another method of increasing the losses in undesired modes is to coat the inside wall of an ordinary circular guide with a layer of low-loss dielectric a few thousandths of an inch thick.

H_{01} mode conversion at bends can be reduced by equalizing the path lengths at various points across the guide by filling it with a suitably inhomogeneous low-loss dielectric. Automatic methods of producing the required inhomogeneity as the guide is bent by filling the initially straight guide either with dielectric discs which become appropriately spaced or, alternatively, with dielectric structures containing air cells which become appropriately deformed were described in papers by Professor H. E. M. Barlow and D. G. Rickard and P. Marié respectively.

An ingenious method of reducing mode conversion by making the H_{01} mode effectively dominant by using an anisotropic guide wall to decrease the wavelengths of the other initially longer wavelength modes, either directly or after conversion to other modes, was described in a paper by Professor H. E. M. Barlow. The other modes can be eliminated in this case by operating closer to the H_{01} mode cut-off, but since this considerably increases the H_{01} mode loss, this method will only be usable with short lengths of guide.

Even after mode conversion effects have been minimized, residual distortion will probably impose the use of pulse modulation so that signals can be exactly reconstituted at intervals and distortions cannot accumulate.

H_{01} Mode Launching

Launching the H_{01} mode is less difficult than bend negotiation, although to secure a sufficient bandwidth and to avoid generating unwanted modes the launching section must be longer than usual—up to about 30 wavelengths. However, at the short wavelengths used this length can easily be accommodated. The signal is generally first produced as the dominant H_{01} mode in rectangular waveguide, and this can be transformed over a broad frequency band into the H_{01} mode in circular waveguide by two basic methods. Either the waveguide cross-sectional shape can be gradually changed from rectangular to circular in such a way as to change

the field from the rectangular to the circular H_{01} mode, or alternatively the rectangular and circular waveguides can be directly coupled through holes along a common wall. Direct coupling is usually through a common external wall, although a new type of coupler in which the rectangular guide is centrally placed inside the circular was described in a paper by B. Oguchi and K. Yamaguchi. One way of gradually altering the waveguide cross-section is to decrease the width of one narrow waveguide wall and at the same time to increase the width of the other narrow wall until the cross-section becomes a sector of a circle. The electric field in the H_{01} mode in rectangular guide from one broad wall to the opposite is thus converted into arcs from one boundary radius of the sector to the other. These arcs are gradually converted to the circular electric field lines of the H_{01} mode in circular guide by increasing the arc cross-section angle until a circle is formed. Narrow-band resonant-slot methods of exciting the H_{01} mode can also be used.

Measurements of the large number of unwanted modes and of the low losses in such guides present a number of problems. The obvious way to measure such a small loss is, of course, to increase it by repeatedly reflecting the input signal to and fro in a comparatively short sample length of guide. Unfortunately, since in this method any guide irregularities give rise to periodically repeated effects, large spurious attenuations may be produced, as was pointed out in a paper by A. E. Karbowiak. Another standard way to measure the loss is from the Q of a short length of guide short-circuited at both ends to form a resonator. Since this Q will be of the order of 10^6 , relatively small frequency differences must be measured to obtain the width of the resonance. Such differences can be measured using a waveguide many wavelengths long and short-circuited at its far end, as described in a paper by D. G. Keith-Walker. In this case the small wavelength changes in the standing-wave pattern will add up so as to give a large phase change with changing frequency at the waveguide input. Frequency stability problems are avoided by sweeping the source frequency.

Mode Identification and Measurement

Modes are usually identified and measured either directly from the actual electric and magnetic field pattern, or alternatively from their group velocity obtained from the transmission time through a known length of guide. The transmission time can be measured directly using short pulses of about $10\mu\text{sec}$ duration. An alternative method of measuring the transmission time which was described in a paper by H. G. Effemey is to beat a sawtooth f.m. signal with the same signal delayed in transmission, when the principal beat frequency produced will be proportional to the transmission time.

Electric and magnetic fields at the guide walls can be measured by coupling them out through a small hole (containing a probe for electric field measurement) into a section of H_{01} mode rectangular guide with a crystal at its end appropriately oriented to detect the various field components. To measure the field at various points the hole is made in a sleeve which slides between and overlaps into two spaced sections of waveguide. The usual longi-

tudinal slot for field measurement would seriously disturb the propagation of many of the modes. Internal fields are more difficult to measure because of the disturbance which would be produced by the connection required to a normal conducting probe. Two methods have been developed which do not need such a link. One of these methods depends on measuring the change in the Q of a cavity as a small piece of metallic, dielectric or ferromagnetic material suspended by a nylon thread is moved about inside the cavity. Another method which was described in a paper by Professor H. E. M. Barlow uses a similarly suspended small dipole rotating about an axis through its centre and perpendicular to its length. Some of the electric field incident on this dipole is scattered, and this scattered signal can be readily identified, since it is modulated at twice the spinning frequency of the dipole. By measuring the phase and amplitude of the scattered signal the electric field at the dipole can be obtained. Very similar results were obtained using somewhat different lengths of dipole, thus showing that no serious perturbation of the field is produced by the dipole.

Single-wire Surface-wave System

Less attention was devoted at the Convention to the alternative single-wire surface-wave system. With such a surface wave the spread of the field beyond the surface of the conductor and consequently interference from outside increases with decreasing frequency, whereas the attenuation increases with increasing frequency. To compromise between these two effects an operating frequency of about 200Mc/s is generally adopted. The roughly 100Mc/s bandwidth of this system is much less than the potential one or more kMc/s bandwidth of the circular waveguide system. Moreover, the potential attenuation using circular waveguide is also somewhat less than that of a surface wave on a single wire. However, the single-wire system has already been utilized commercially as a television link over a 14-mile distance in America.

Bends are also a problem in the surface-wave system. However, since only one mode can exist on the surface, mode conversion and consequent distortion cannot occur at bends. Instead radiation takes place which increases the losses and makes interference from outside more likely. However, radiation at bends can easily be minimized by confining the wave more closely to the surface of the conductor (which generally has a diameter of about half an inch) either by corrugating this surface, or alternatively by covering it with a polythene sleeve of roughly one inch outer diameter.

Surface waves can be launched over a broad frequency band on a continuation of the inner conductor of a coaxial line input by enlarging the outer conductor to form a conical horn. Narrow-band launching using a radiating circular hole concentric with the conductor is also possible.

The conductor can ideally be supported by nylon cords from the poles of an existing telephone system. The telephone wires do not have any effect provided they are half a wavelength or more away, and even closer spacing only increases the transmission loss without producing any distortion, according to a paper by G. Goubau. Even severe weather conditions have little effect on such a line.

WORLD OF WIRELESS

Radio Show Organization

THE announcement, discussed in greater detail in this month's leader, that the Radio Industry Council and the Electronic Engineering Association will in future pursue separate objectives and policies has been followed by the news that B.R.E.M.A. will now undertake responsibility for radio and television shows which are primarily of broadcast techniques and equipment. The component and valve manufacturers will continue to support the National Radio Exhibition and to share in its organization.

Record Radio Exports

PROVISIONAL figures for last year's exports of radio and electronic equipment, issued by the Radio Industry Council, show an increase of over £1.5M on the previous year. The provisional total is £45M—nearly four times the 1948 figure.

As can be seen from the table the highest proportionate rise was for valves and cathode-ray tubes. Last year's exports of sound reproducing equipment were more than double the value for 1955.

Exports of components, which had reached a peak value in 1957, were slightly lower in value although maintaining their volume. Their growth over recent years, together with that for valves, reflects the fact that several British manufacturers are assembling receivers in the consumer countries. This, in turn, affects the figures for the direct exports of receivers. Last year's figure does, however, include £1.1M for television receivers which reached a significant level for the first time.

A reduction in the export of capital goods (transmitters, navigational aids, industrial electronics, etc.) is partly due to the continued fall in Defence orders.

	1958	1957
Capital goods	£15.45M	£16.04M*
Sound and television receivers	3.54	3.56
Sound reproducing equipment	11.28	9.86
Components	9.56	10.10*
Valves and tubes	5.30	3.90
	£45.13M	£43.46M

* Includes items not covered in provisional 1958 totals.

National Scientific Libraries

THE proposed National Lending Library for Science and Technology—the nucleus of which already exists in the D.S.I.R. Lending Library Unit at Chester Terrace, Regents Park, London—will be housed at Thorp Arch, near Boston Spa, Yorks. It will take over the responsibility for the lending service now provided by the Science Museum Library, which will then concentrate on serving the enlarged Imperial College of Science and Technology. The second scientific library under discussion is the National Reference Library of Science and Invention, which it is proposed to establish in London as the successor to the Patent Office Library.

New Coast Station

ILFRACOMBE RADIO, the new Post Office Coast Radio Station at Mulacott Cross, North Devon, was opened on January 29th by T. A. Davies, O.B.E., Inspector of Wireless Telegraphy. For the past three years the short-range radio-telephone service for the Bristol Channel area has been operated from a temporary station at Ilfracombe Head Post Office, and this, as well as the short-range radio-telegraph service previously given through Burnham Radio, will be taken over by Ilfracombe Radio.

This year is the jubilee of the Post Office ship-shore radio for on September 29th, 1909, the Post Office took over services which had previously been operated by Marconi's and Lloyds.

There are 12 stations in the Post Office maritime service. The largest is Burnham Radio and it serves ships at sea in any part of the world. The remaining 11 provide communication up to about 300 miles.

"What's in a Name?"—The word "radio" no longer appears in the title of what was, at one time, the Radio Section of the I.E.E. because "it is felt that this word, with its modern connotation of certain limited applications, is now insufficiently comprehensive." Some years ago the word "telecommunication" was added to the title, but this, too, has now been omitted and the word "communications" (to be "interpreted broadly within the context of electrical engineering") has been added. Announcing the new title—Electronics and Communications Section—the Council of the I.E.E. states that the incorporation of the word "electronics" in the title "is intended to emphasize to the profession that the Institution is manifestly the learned society for those properly qualified electrical engineers who regard themselves as 'electronic' engineers."

Noise and Vibration.—The Acoustics Group of the Physical Society is sponsoring two symposia dealing with the problems of noise and vibration. The first is at 2.15 on March 24th in the Physics Department of Imperial College, London, S.W.7, under the title "Recent Studies of Noise Problems." The second is a one-day meeting on April 7th in the Physics Department of Southampton University, entitled "New Techniques in the Analysis of Noise and Vibration"; it will include contributions on both practical and theoretical aspects of the use of correlation techniques, of digital computers for data processing and analysis, and on general applications of statistical communication theory. Further details of this joint meeting with the Institute of Physics may be obtained from D. M. A. Mercer, Physics Department, The University, Southampton.

Nine Million.—During January combined television-sound licences in the U.K. passed the nine-million mark, for at the end of the year the total was 8,899,067. Sound-only licences at December 31st totalled 5,853,549 including 371,391 for car radio. The year's increase in TV/sound licences was 1.13M compared with 1.19M during 1957 and 1.17M during 1956.

C. & G. Radio Society.—L. H. Bedford, C.B.E., chief engineer of the English Electric Company's guided weapons division, has been elected president of the City and Guilds College Radio Society in succession to Dr. J. D. McGee, O.B.E., professor of instrument technology at Imperial College.

Personalities

Telemetry Symposium.—Since going to press with the "March Meetings" (page 150) we have received amended details from the Brit.I.R.E. of the radio telemetry symposium which is being held on March 25th at the London School of Hygiene and Tropical Medicine, Keppel Street, W.C.1. The afternoon session (3-5.30) opens with an introductory paper by A. Cowie, of R.A.E., which is followed by three papers describing a 24-channel time-division multiplex f.m./a.m. system. Papers to be read at the evening session (6.30-8.30) cover a six-channel frequency-division multiplex f.m./a.m. system and a pulse position modulation system. Non-members should apply to the Institution, 9, Bedford Square, London, W.C.1, for tickets.

Valve design techniques will be featured at a five-day London exhibition being organized by the English Electric Valve Company. It will be held at Kensington Palace Hotel, De Vere Gardens, W.8, from March 17th to 21st and will be open each day from 10.0 to 7.0 but on the first day admission will be limited to the Press until 3.0.

3 $\frac{3}{4}$ -in/sec Tape Records.—Since "Free Grid" prepared his copy for this issue in which he mentions one supplier of "3 $\frac{3}{4}$ " tape records we have been advised by Guildford Sound Recordings, of Birmingham, that Music on Tape Ltd., of Laurence Pountney Hill, London, E.C.4, also produces these tapes.

"Hi-Fi—A Guide to Good Listening" is the theme of the exhibition of high quality radio and audio equipment being staged by the Council of Industrial Design at the Design Centre, 28 Haymarket, London, S.W.1. It will continue until March 14th. The Centre is now open until 7.0 on Wednesdays as well as Thursdays.

"Do-It-Yourself."—Gübert Davey, who in 1957 showed viewers to the B.B.C. Television Children's Hour how to make a one-valve regenerative detector receiver, is starting a series of instruction on building a transistor pocket receiver. It will begin on March 23rd in the Children's Hour programme "Focus."

FROM ABROAD

Kelly Award.—In honour of Dr. Mervin J. Kelly, chairman of the board of Bell Telephone Laboratories, the American I.E.E., in collaboration with the Laboratories, is establishing an annual award "for achievement in the field of telecommunications." It will consist of a bronze medal and \$1,000. Dr. Kelly, who retires on March 1st after 41 years with Bell Telephones, was closely associated with Sir Gordon Radley, director-general of the Post Office, in planning the first transatlantic telephone cable.

Microwave Tubes.—An international congress on microwave tubes on the lines of those held in Paris in 1956 and in London last year is being planned by the Verband Deutscher Elektrotechniker for 1960. It will be held in Munich from June 7th to 11th.

New Zealand has adopted the 625-line standard for its experimental television transmissions starting in Auckland. These tests, using channel 3 (55.25Mc/s vision and 60.75Mc/s sound), are being conducted by the New Zealand Broadcasting Service from its medium-wave station building in the capital. According to one manufacturer 17in sets will cost about £100.

West Berlin is to have a new 100-kW transmitter to replace the 20-kW equipment at present used at the Sender Freies Berlin station which radiates on 566kc/s. It is being provided by Telefunken, the cost being met by a grant of 950,000DM from the association of broadcasting organizations (Arbeitsgemeinschaft der Rundfunkanstalten). The transmitter will be switchable to one third of the power on any frequency in the medium-wave band and is anode modulated through a push-pull Class B amplifier. It is planned to come into service in the Autumn.

Air Marshal Sir Raymund Hart, K.B.E., who succeeds Vice-Admiral J. W. S. Dorling as director of the Radio Industry Council was, until the end of January, Controller of Engineering and Equipment in the Air Ministry. Sir Raymund, who is 60, qualified as a signals officer in 1928 and was for three years prior to 1939 employed at the radar research establishment at Bawdsey on the development and operation of ground-based radar systems. During this period he was concerned with the training of radar operating and servicing staff for the chain of radar stations and was responsible for developing the radar reporting system. In 1939 he went to the headquarters of Fighter Command, of which he later became Chief Signals Officer. In 1944 he was appointed Chief Air Signals Officer at S.H.A.E.F. Among the posts he has filled since the war are Air Officer Commanding No. 27 Signals Training Group; A.O.C. No. 90 Signals Group, Director-General of Engineering at the Air Ministry and, since October 1956, Controller of Engineering and Equipment. Air Marshal Hart was knighted in 1957.



Sir RAYMUND HART



F. C. LUNNON

F. C. Lunnon, assistant engineer-in-chief of Marconi's W/T Co., has retired after 47 years' service with the company. Mr. Lunnon's early years with the company were spent at the radio stations at Clifden, Ireland and Glace Bay, Nova Scotia, the two stations which provided the first commercial transatlantic wireless circuit. In 1926 he was given charge of the Writtle development establishment and remained there until 1946 when he was appointed development manager. He became assistant engineer-in-chief in 1951.

W. A. S. Butement, O.B.E., who was Assistant Director of Scientific Research in the Ministry of Supply during the latter part of the war and since the war has been chief scientist in the Australian Department of Supply, was promoted Commander of the Order of the British Empire in the New Year Honours. On the recommendation of the Royal Commission on Awards to Inventors he received an award for his "contribution to the development of radar installations" which included the "split" method of d.f., and a fire control system using echoes from shell splashes.

Major General W. A. Scott, C.B., C.B.E., Director of Communications in the Foreign Office, was appointed a Knight Commander of the Order of St. Michael and St. George (K.C.M.G.) in the New Year Honours.

S. F. Follett.—We omitted to announce in our February note (page 58) on the appointment of S. F. Follett as Deputy Director of the Royal Aircraft Establishment that he was appointed Commander of the Order of St. Michael and St. George in the New Year Honours.

Sir John Cockcroft, K.C.B., F.R.S., who has accepted the invitation to become the first Master of Churchill College to be built in Cambridge, recently received the honorary degree of doctor of technical sciences at the Delft technical university. Sir John, who was Chief Superintendent, Air Defence and Research Establishment throughout the war and was for some time director of the Atomic Energy Research Establishment, is now a member of the U.K. Atomic Energy Authority.

T. S. England, B.Sc., Ph.D., F.Inst.P., A.M.I.E.E., has been appointed head of airborne radar at the Royal Radar Establishment, Malvern. Dr. England, who graduated at the University of Durham in 1937 was for two years working on radar in the Ministry of Aircraft Production before going to T.R.E. (now R.R.E.) in 1942. In 1948 he returned to Durham University where, as a result of two years research work in medical physics, he received his Ph.D. degree. He rejoined T.R.E. in 1950 becoming Superintendent, Circuits and Electronics, in 1954 and since 1956 has been Superintendent, Radar Ballistics.

Sir Robert Fraser, O.B.E., B.A., B.Sc., Director-General of the Independent Television Authority, has been awarded the Fellowship of the Television Society.

Dr. C. S. Szegho, who was for seven years head of cathode-ray tube research in Baird Television and since 1942 has been director of research with Rauland Corporation, of Chicago, has been awarded the Fellowship of the Television Society. Dr. Szegho, who was born in Hungary, received his doctorate of engineering in Germany.

E. K. Cole, C.B.E., chairman and managing director of the well-known firm bearing his name, which he founded in 1926, has been elected an Honorary Member of the Brit.I.R.E., "in recognition of his services to the radio and electronics industry and profession."

E. L. E. Pawley, O.B.E., M.Sc., M.I.E.E., head of the B.B.C. Engineering Services Group, has been re-elected chairman of the E.B.U. Technical Committee. He is also chairman of the committee's working party concerned with television and sound broadcasting on v.h.f. and u.h.f. Another B.B.C. representative on the Committee, **M. J. L. Pulling, C.B.E., M.A., M.I.E.E.**, is chairman of the working party covering international television relays. Mr. Pulling, who has been with the B.B.C. since 1934, was for some years Superintendent Engineer (Recording) and is now Controller, Television Service Engineering.

Ralph Brewer, who as mentioned briefly last month (page 56), received the National Reliability Award for his paper entitled "Life Tests of Electron Tubes and the Analysis of Failure Causes" read at last year's American National Symposium on Reliability and Quality Control in Electronics, has been in the G.E.C. Research Laboratories since 1937. During the war he worked on early magnetrons for radar and after the war took charge of valve reliability studies. His work has now extended to cover the study of the survival characteristics of transistors and related semiconductor devices. He is 44.

R. W. Stobbs, F.R.I.C., F.I.M., has been appointed general manager of Preamformations Limited, the company recently formed by The Plessey Company and the Arnold Engineering Company, of Illinois, for the manufacture of "Magloy" permanent magnets at Swindon. Mr. Stobbs joined Plessey five years ago as principal metallurgist at the Company's Ilford factory.

Professor A. L. Cullen, Ph.D., B.Sc., who occupies the chair of electrical engineering in the University of Sheffield, has been awarded a grant of £3,835 by the Paul Instrument Fund Committee for the construction of a detector in which radiation pressure is used to convert a microwave signal to an audio or intermediate frequency.

Vice-Admiral Sir John Eaton, K.B.E., C.B., R.N. (Retd.) has joined Marconi's as Chief of Administration at the Research and Development Laboratories at Great Baddow, Essex. He will be responsible for all administrative matters to the Chief of Research, Dr. E. Eastwood.

Air Commodore C. A. Bell, formerly Director of Electronics Research and Development (Air) in the Ministry of Supply (see December 1958, page 576) has joined the staff of G.E.C.'s Electronics Division. During the war, as a member of the British Air Commission in Washington, he was responsible for the radio equipment of American aircraft for the R.A.F. and prior to joining the Ministry in 1954 held several R.A.F. appointments in the research and development field.

William T. Frost, who after 10 years with the B.B.C. went to the U.S.A. last year and joined Ampex Corporation's video development unit, has been promoted to staff engineer. He is at present in charge of an advanced development investigation of basic head/tape phenomena in instrumentation wide-band recording.

A. J. Gray, B.Sc., A.M.I.E.E., who has been with Ferranti since 1935, has been appointed general works manager of the company following the retirement of **W. Hunt, M.B.E.**

OBITUARY

Ronald Keen, M.B.E., B.Eng., M.I.E.E., the direction-finding specialist and author of the textbook "Wireless Direction Finding", died at Umtali, Southern Rhodesia, a few months ago. He joined Marconi's in 1912 and during the first World War was with the Admiralty serving for the most part overseas on d.f. installations. He returned to Marconi's after the war and together with Capt. H. J. Round and the late G. M. Wright was closely associated with the design and construction in 1923 of the Land's End d.f. station—the first coastal station specifically designed as a service to shipping. He transferred to the company's Traffic Services, which eventually became part of what is now Cable and Wireless, and from 1924 to 1939 was in charge of the Brentwood receiving station. During the war he was a Major in the Army Special Communications Unit and was responsible for the installation and technical operation of a network of high-frequency d.f. stations throughout the British Isles.

Hans Bredow, who died on January 9th this year, aged 79, joined the Telefunken Company in 1904. He was associated with Graf von Arco in the early development of spark telegraphy. In 1919 he joined the German Post Office and was responsible for the preparations which led to the commencement of broadcasting in Germany in October, 1923. In 1926 he became Commissar for Broadcasting. He was called on as a consultant when German broadcasting was reorganized after the war.

Stanley T. Cope, Marconi's technical librarian died on January 31st aged 52. He joined the company's research department in 1933 and in 1947 transferred to the technical information division where his work lay in the writing and editing of technical handbooks. He became technical librarian seven years ago.

"Wireless World" Index

As stated last month, the index to Volume 64 (1958) is now available price 1s (postage 3d). Our publishers will undertake the binding of readers' issues, the cost being 25s per volume, including binding case, index and return postage. Copies should be sent to Iliffe & Sons, Ltd., Binding Department, c/o 4 Iliffe Yard, London, S.E.17, with a note of the sender's name and address. A separate note, confirming despatch, together with remittance should be sent to the Publishing Department, Dorset House, Stamford Street, London, S.E.1.

European Television Stations

SURVEY OF THE CONTINENT'S NETWORK

DURING the recent abnormal propagation conditions reception of, and interference from, foreign television stations has been frequent, and we have received a number of requests for help in identifying stations. It is thought, therefore, that it would be of more than passing interest to bring together in one survey the operating characteristics of the 500 or more television stations now operating on the Continent.

We have limited this survey to the European Broadcasting Area—it is hoped to cover other parts of the world at a later date. This area is bounded on the South by parallel 30° North (bringing in parts of North Africa) on the East by the meridian 40° East (thus including only Western U.S.S.R.) and on the West by coastlines. Most of the information given has been obtained from the broadcasting organizations in the countries concerned, and this is supplemented by data published from time to time by the European Broadcasting Union.

The map on the following two pages is based on information prepared by the E.B.U. It is impracticable on a map of this size to show all the available information regarding radio and cable links; the only differentiation shown, therefore, is between links for the main transmitters and those for satellites which in most cases depend for their input on direct reception of a main transmitter. We also give on the map details of the standards conversion available for Eurovision links. Incidentally, it is worth recording that secondary television circuits to bypass the national networks are now provided extensively on the Continent to facilitate the unilateral, bilateral or multilateral interchange of programmes.

Although basically there are three television systems in use on the Continent there are in fact a number of variants. For instance, the Belgian version of the French 819-line system is accommodated in a 7-Mc/s channel with a vision bandwidth of

5Mc/s compared with 14 and 10.5Mc/s, respectively, in France. Similarly, there are major differences between the 625-line service used in the majority of European countries and those employed in the U.S.S.R. and Belgium. The characteristics of the world's television standards are given in Table 1.

Channels : E.R.P. : Polarization

Details of the channels employed in the European systems are given in Table 2. These channel numbers are used after the name of the station in the particulars of each country in the following pages.

An asterisk has been inserted against the e.r.p. of some transmitters. This indicates that the figure given is the maximum for a directional aerial. Transmitters employing vertical polarization are marked (V), the others being horizontally polarized.

A reproduction of the test card or
(Continued on page 111)

TABLE 1: WORLD'S TELEVISION STANDARDS

	405	525	625 (C.C.I.R.)	625 (O.I.R.)	819	819 (Belgian)
Vision bandwidth (Mc/s)	3	4	5	6	10.4	5
Channel width (Mc/s)	5	6	7	8	14	7
Sound carrier relative to vision carrier (Mc/s)...	-3.5	+4.5	+5.5	+6.5	-11.15*	+5.5
Sound carrier relative to edge of channel (Mc/s)	+0.25	-0.25	-0.25	-0.25	+0.10†	-0.25
Line frequency (c/s)	10,125	15,750	15,625±0.1%	15,625±0.05%	20,475	20,475±0.1%
Frame frequency (c/s)	50	60	50	50	50	50
Picture frequency (c/s)	25	30	25	25	25	25
Sense of vision modulation	positive	negative	negative*	negative	positive	positive
Blanking level as % of peak carrier	30	75	75*	75	25	25
Minimum level of carrier as % of peak carrier...	0	≤15†	10*	10 min.	≤3	0-3
Sound modulation	a.m.	f.m.	f.m.*	f.m.	a.m.	a.m.
Deviation (kc/s)	±25	±25	±50	±50	±50	±50
Pre-emphasis (μ sec.)	75	75	50	50	50	50

† In the Japanese 525-line system the figure is 10-15%.

* In the Belgian 625-line system positive vision modulation is used; the blanking level is 25%; minimum level of carrier is 0-3%; and sound is a.m. with 50 μsec. pre-emphasis.

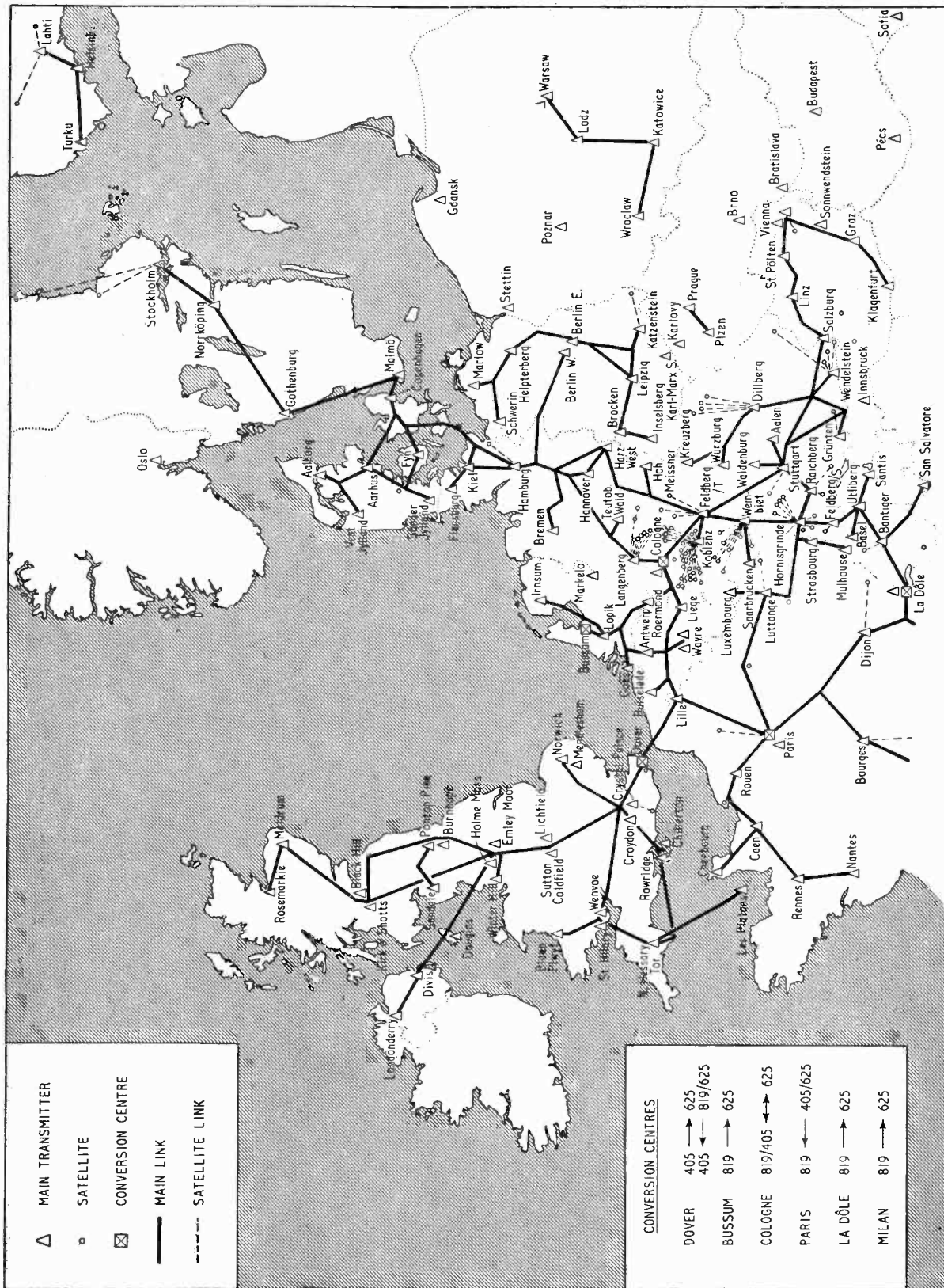
‡ In some of the French channels the vision and sound carriers are reversed—the vision carrier being the lower.

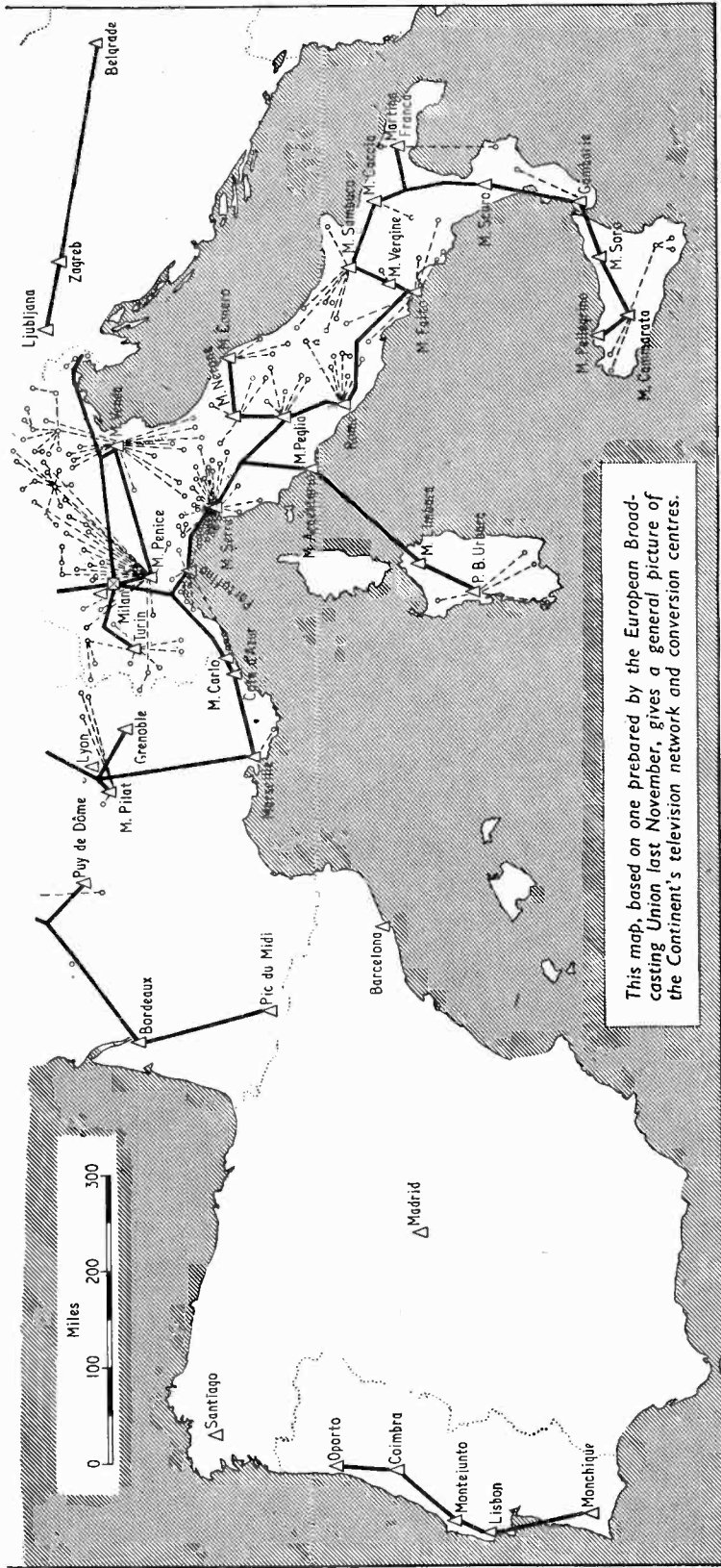
TABLE 2: EUROPEAN TV CHANNELS IN BANDS I & III

U.K. 405 lines (5 Mc/s channels)		C.C.I.R. 625 lines and Belgian 819 lines (7 Mc/s channels)		O.I.R. 625 lines (8 Mc/s channels)		French 819 lines (14 Mc/s channels)					
B1	45.00	41.50	E2	48.25	53.75	O1	49.75	56.25	F2	52.40	41.25
B2	51.75	48.25	E3	55.25	60.75	O2	59.25	65.75	F3	56.15	67.30
B3	56.75	53.25	E4	62.25	67.75	O3†	77.25	83.75	F4	65.55	54.40
B4	61.75	58.25	E5	175.25	180.75	O4†	85.25	91.75	F5	164.00	175.15
B5	66.75	63.25	E6	182.25	187.75	O5†	93.25	99.75	F6	173.40	188.30
B6	179.75	176.25	E7	189.25	194.75	O6	175.25	181.75	F7	177.15	174.10
B7	184.75	181.25	E8	196.25	201.75	O7	183.25	189.75	F8A	185.25	188.30
B8	189.75	186.25	E9	203.25	208.75	O8	191.25	197.75	F8	186.55	175.40
B9	194.75	191.25	E10	210.25	215.75	O9	199.25	205.75	F9	190.30	201.45
B10	199.75	196.25	E11*	217.25	222.75	O10	207.25	213.75	F10	199.70	188.55
B11	204.75	201.25				O11*	215.25	221.75	F11	203.45	214.60
B12	209.75	206.25				O12*	223.25	229.75	F12	212.85	201.70

The vision carrier precedes the sound carrier in this list.

† These channels are outside the limits of Band I (41-68 Mc/s). * These channels are outside the limits of Band III (174-216 Mc/s).





This map, based on one prepared by the European Broadcasting Union last November, gives a general picture of the Continent's television network and conversion centres.

tuning signal used for the country's television service is also given in most of the summaries.

ALBANIA

There is at present no television service in Albania. The Stockholm Plan of 1952 provided for one station in Band I and three in Band III using the O.I.R. 625-line system.

ALGERIA

Although outside the natural boundaries of Europe, Algeria does come within the European Broadcasting Area and is therefore covered by the provisions of the Stockholm Plan. The television service is provided by the French broadcasting authority, Radiodiffusion-Télévision Française; the standards employed (819 lines) and the test card are, therefore, the same as in France. Under the Stockholm Plan five transmitters are provided for but at present only two, at Algiers (Cap Matifou) and Oran, are in operation. The service is government operated and is financed from licence revenue—2,000 francs sound, and 6,000 francs television. The number of television receivers in use is about 28,000.

	channel	e.r.p.
Algiers	2kW
Oran ...	8	20

AUSTRIA

Two years ago the Austrian Broadcasting System, Österreichischer Rundfunk, introduced a regular television service. There are now 8 main transmitters in Bands I and III, which are listed below, and 5 satellites. There is also a second station in Vienna which radiates in Band IV.



The television service is financed by a bank credit covered by a guarantee of the Austrian Federal Government. In January this year advertising programmes were introduced to supplement the income. The annual licence fee is 600 schillings (excluding sound


	channel	e.r.p.
Gaisberg (Salzburg) ...	E8	60kW
Jauerling (St. Pölten) ...	†	60
Kahlenberg (Vienna) ...	5	60
Linz, Upper Austria ...	6	3
Patscherkofel (Innsbruck) ...	4	30
Pyramidenkogel (Klagenfurt) ...	10	30
Schöckl (Graz) ...	7	60
Sonnwendstein, Lower Austria ...	10	1.5

† Vision 49.75 Mc/s, sound 55.25 Mc/s.

radio) which is about £8. The present number of licences is approx. 60,000.


BELGIUM

Because its neighbouring countries operate on different standards (625 and 819 lines), Belgium operates a two-standard television service using a modified version of the Gerber



operates on the O.I.R. 625-line standard. The service is state financed and viewers pay a fee of 180 crowns

	channel	e.r.p.
Bratislava...	O3	12kW
Brno ...	9	10
Karlovy Vary ...	10	0.6
Ostrava ...	2	12
Prague ...	2	5



FINLAND

Three main stations, with two provisional stations, form the television network of the Finnish broadcasting authority—Oy. Yleisradio Ab.—which employs the C.C.I.R. 625-line system. Since January, 1958, viewers have had to pay a licence fee of 6,000Mk (£7), excluding sound radio which is a



(C.C.I.R.) 625-line system for its Flemish transmissions and a modified version of the French 819-line system (with a 5-Mc/s video bandwidth) for its French transmissions. All sets in Belgium are designed to receive four standards: both the national services, the C.C.I.R. 625-line standard and the French 819 lines.

The country's television service is operated by the Institut National Belge de Radiodiffusion (I.N.R.) and is financed by the government. Since January, 1958, television set owners have had to pay an annual tax of 840 Belgian francs (£6). The number of television receivers is about 300,000.

	channel	e.r.p.
Antwerp (625) ...	E2	6* (V)
Liege (819) ...	3	100
Ruiselede (625) ...	2	100
Wavre (819) ...	8	100
Wavre (625) ...	10	100

BULGARIA

So far only experimental television transmissions using a low-power station at Sofia have been made by Radiodiffusion Bulgare, which has adopted the O.I.R. 625-line standard. For these tests channel O3 has been used. Regular transmissions from a new station in the capital are due to begin on May 1st.

CYPRUS

An experimental television service was introduced on the island by the Cyprus Broadcasting Service just over a year ago. The 625-line transmitter in Nicosia radiates in channel E2 with an e.r.p. of 1.5kW. Television licences, costing £1 per annum, totalled 193 at the end of November.

CZECHOSLOVAKIA

Five stations are now used in the Czechoslovak television chain which

(£9) excluding sound radio. At the end of last June there were about 200,000 television licences in force.

DENMARK

Two high-power transmitters and four medium-power stations employing the 625-line standard are operated by the national broadcasting service, Statsradiofonien, which is financed by the revenue from licence fees. Television set owners pay an annual licence fee of 55 kroner



(about £3). There are about 200,000 television licences in force.

	channel	e.r.p.
Aarhus ...	E8	10kW
Aalborg ...	5	10
Copenhagen ...	4	10
Fyn ...	3	10
Sønderjylland ...	7	60
Vestjylland ...	10	60

EIRE

There is no television service in Eire, but the Minister for Posts and Telegraphs recently appointed a twenty-one-man Television Commission "to consider and make recommendations on the question of establishing a television service." The committee is to base its recommendations on the assumption that the cost of the service will not fall on the Government. The Stockholm Plan provides for 5 stations in Band III for Eire and these are shown as operating on the British 405-line standard.


further 1,200Mk. Television licences totalled 7,750 at the end of 1958.

	channel	e.r.p.
Helsinki ...	E6	10kW
Kotka ...	5	†
Lahti ...	9	15
Tampere ...	8	†
Turku ...	7	25

†Provisional transmitters.

FRANCE

Regular television transmissions have been radiated in France since 1938 when a 455-line system was used by the Eiffel Tower station. It



radiated in Channel F1 with a 7.6-Mc/s bandwidth. The scanning rate was subsequently changed to 441 lines and the transmissions from Eiffel Tower continued for over five years after the introduction of the present 819-line standard in 1950. Since the cessation of the 441-line transmissions the French Channel 1 (46Mc/s vision, 42Mc/s sound) has not been used.

In order to accommodate the maximum number of stations in the few 14-Mc/s channels available in Bands I and III, the R.T.F. (Radiodiffusion-Télévision Française) has adopted a scheme whereby they accommodate two channels in one. This is done by reversing the position of the vision carrier relative to the sound carrier in alternate channels so that four carriers come within a 14-Mc/s band.

The French television service is financed from licence fees and from

government grants. The fee for a home television set is 6,000 francs (£4 10s), but is being increased to 7,500 francs in July. Where a television set is used in public places the fee is four times as much.

The present chain includes the 22 main stations listed below and 15 satellites. Under an agreement recently concluded between the Monacan and French governments, the television station at Monte Carlo will receive the major part of its programmes from the R.T.F.

An unusual feature of the French television service is that in addition to the R.T.F. network a number of satellite stations have been erected by private enterprise to improve local reception. The number of these stations increased so rapidly and so indiscriminately that recently regulations were drawn up prohibiting the erection of such stations except by local authorities. The power of the satellites varies from 0.1W to 5W.

At the end of December there were 988,594 television licences in force.

	channel	e.r.p.
Bordeaux...	9	25kW*
Bourges ...	9	200
Caen ...	2	50
Cherbourg ...	12	10 (V)
Côte d'Azur ...	10	30 (V)
Dijon ...	10	2
Grenoble ...	8A	200
Lille ...	6	200*
Luttange ...	5	0.1
Lyon ...	8	300*
Marseille ...	12	200
Mont-Pilat ...	8	200*
Mulhouse...	7	1.6*(V)
Nancy ...	4	0.5 (V)
Nantes ...	8A	180
Paris ...	5	20
Pic du Midi ...	6	160*(V)
Puy de Dôme ...	5	0.1 (V)
Reims ...	5	0.5
Rennes ...	10	50*
Rouen ...	5	20*
Strasbourg ...	5	20*

GERMANY, EAST

Television in the German Democratic Republic is State controlled and is operated by the Deutscher Demokratischer Rundfunk. The 625-line system is employed but the channel numbering differs from either the C.C.I.R. or O.I.R. channels in table 2. The vision and sound carriers (in Mc/s) of the channels at present in use are: 1 (59.25/64.75); 2 (145.25/150.75); 3 (55.25/60.75); 5 (175.25/180.75);



D.D.R. EAST GERMANY

6 (182.25/187.75); 8 (196.25/201.75); 11 (217.25/222.75).

At the end of August there were 257,000 television licences issued in the Republic.

	channel	e.r.p.
Berlin ...	5	100kW
Brocken ...	6	—
Katzenstein (Dresden) ...	2	100
Helpterberg ...	3	—
Inselsberg ...	5	—
Karl-Marx-Stadt ...	8	—
Leipzig ...	1	100
Marlow ...	8	—
Schwerin ...	11	—

GERMANY, WEST

Although the television stations in the German Federal Republic are operated by a number of authorities—each one covering a zone of the immediate post-war period—there is a common television programme known as Deutsches Fernsehen, to which each of these organizations contributes. There are 26 main stations and these are listed on page 114 with the initials of the operating authority against each—B.R. (Bayerischer Rundfunk); H.R. (Hessischer Rundfunk); N.D.R. (Norddeutscher Rundfunk); S.D.R. (Süddeutscher Rundfunk); S.F.B. (Sender Freies Berlin); S.W.F. (Südwestfunk); and



BAYERISCHER RUNDFUNK

W.D.R. (Westdeutscher Rundfunk). In addition to the main stations listed there are over 80 satellites in use. A few experimental transmitters operating in Band IV have also been built but these are not listed.

West German television, which employs the C.C.I.R. 625-line system, was, until recently, financed entirely from licence fees, but this is now supplemented by commercial programmes. A combined television-sound licence costs 84DM (£7) a year, of which the postal authorities retain about 27%.

With the incorporation of the Saar in the Federal Republic there has arisen the problem of the commercial sound and television stations in this territory. The French 819-line standard was employed by the commercial television stations, but these are now closed down and the present station at Saarbrücken employs the 625-line standard. Its e.r.p. is being increased to 100kW.

In addition to the national network there are also a few Band IV stations (not listed) being operated for the American Forces. These employ the U.S.A. 525-line standard.

The number of television receivers




SÜDDEUTSCHER RUNDFUNK




HESSISCHER RUNDFUNK



SÜDWESTFUNK



N.D.R., W.D.R. and S.F.B.



SAARLAND

in the Federal Republic was 1,765,410 at the end of September.


	channel	e.r.p.
Aalen (S.D.R.) ...	E8	20kW*(V)
Berlin (S.F.B.) ...	7	50
Biedenkopf (H.R.) ...	2	20* (V)
Bremen-Oldenburg (N.D.R.) ...	2	100
Cologne (W.D.R.) ...	11	5
Dillberg/Nürnberg (B.R.) ...	6	100
Feldberg/Schwarzwald (S.W.F.) ...	8	100
Feldberg/Taunus (H.R.) ...	8	100
Flensburg (N.D.R.) ...	4	50*
Grünert (B.R.) ...	2	100*
Hamburg (N.D.R.) ...	9	100
Mannover (N.D.R.) ...	8	5
Harz-West (N.D.R.) ...	10	100
Hoher Meissner (H.R.) ...	7	100
Hornisgrinde (S.W.F.) ...	9	100*
Kiel (N.D.R.) ...	5	5
Koblenz (S.W.F.) ...	6	50
Kreuzberg/Rhön (B.R.) ...	3	100* (V)
Langenberg (W.D.R.) ...	9	100
Raichberg (S.W.F.) ...	4	40
Saarbrücken ...	2	10* (V)
Stuttgart-Degerloch (S.D.R.) ...	11	100
Teutoburger Wald (W.D.R.) ...	11	100
Weinbiet (S.W.F.) ...	10	50*
Wendelstein (B.R.) ...	10	100*
Würzburg (B.R.) ...	10	1

GREECE

No provision was made in the 1952 Stockholm Plan for television stations in Greece because the Government "had not yet finalized its plans for v.h.f. sound and television broadcasting." The delegation to the conference did, however, state that initially three stations would be erected at Athens, Salonika and Patras. No announcement has been made of the implementation of these plans.

HUNGARY

Following a series of experimental transmissions in channel O2 from a low-power transmitter on the outskirts of Budapest, a new high-power station was brought into service in the capital in January last year and recently a second station, at Pécs, was opened. The television service, which employs the O.I.R. standard, is State financed and the licence fee



is 600 Forints (£19) a year excluding sound radio. The present number of receivers is approximately 24,000.

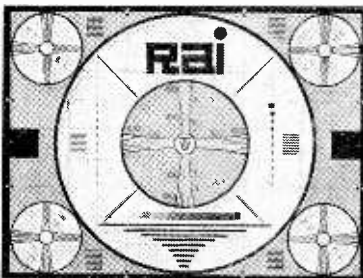
	channel	e.r.p.
Budapest ...	O1	100kW
Pécs ...	2	5

ITALY

By far the biggest concentration of television stations in Europe is in Italy where, at the beginning of the year, there were 270—

approximately one half of the Continent's total. Of this number only 24 are major stations (they are listed below), the remainder being satellites which radiate a main station's programme received by radio. One of these main stations (M. Penice) has as many as 52 satellites. With a total of some 1,100,000 television receivers in the country, there is an average of about 4,000 sets to each transmitter.

Although Italy adopted the 625-line standard when the national service was started by Radiotelevisione Italiana (RAI) in 1954, the channels used vary somewhat from those generally employed on the Continent. Moreover, under a protocol




to the Stockholm Plan (1952), Italy is permitted to use an additional channel (81 to 88Mc/s). Italy's television channels are designated by the following letters with which we give in brackets the vision and sound carriers: A (53.75/59.25); B (62.25/67.75); C (82.25/87.75); D (175.25/180.75); E (183.75/189.25); F (192.25/197.75); G (201.25/206.75); H (210.25/215.75).

The television service is financed both from licence fees—14,000 lire (£8) a year for a combined sound and television licence—and from advertising which was introduced when the number of sets in use exceeded 150,000.

	channel	e.r.p.
Gambrarie ...	D	19kW
Martina Franca ...	D	220
Milan ...	G	24
M. Argentario ...	E	2.5
M. Caccia... ..	A	53
M. Cammarata ...	A	29
M. Conero ...	E	24
M. Faito ...	B	53
M. Lauro ...	F	100
M. Limbara ...	H	3
M. Nerone ...	A	29
M. Peglia ...	H	34
M. Pellegrino ...	H	8
M. Penice ...	B	100
M. Sambuco ...	H	35
M. Scuro ...	G	5
M. Serra ...	D	270
M. Soro ...	E	5
M. Venda ...	D	190
M. Vergine ...	D	1
Portofino ...	H	127
P. Badde Urbara ...	D	145
Rome ...	G	36
Turin ...	C	16

LUXEMBOURG

The 819-line standard, but with a bandwidth of 7Mc/s as in Belgium, was adopted by the Compagnie Luxembourgeoise de Télédiffusion when it added television to its com-




mmercial sound broadcasting service in January, 1955. The station, which is built on the top of the Ginsterberg (1,460ft), radiates in channel E7 with a vision e.r.p. of 100kW. Transmissions are horizontally polarized. The service is financed by advertisements so that no licence fee is paid by the 4,000 set owners in the Grand Duchy.

MONACO

Since early 1955 a commercial television station, Tele-Monte-Carlo, has been operated in the principality by the company which owned the commercial stations in the Saar. Early last year the station, which radiates on 819 lines in channel F10 with an e.r.p. of 50kW, was taken over by the Monacan government. It is now leased to R.T.F., the French broadcasting authority, which provides the major part of the programmes.

NETHERLANDS

Sound broadcasting in the Netherlands is conducted by five societies (representing different political and religious parties) whose activities



since 1947 have been co-ordinated through the Nederlandsche Radio Unie. These same societies in 1951 formed a co-ordinating body, which is known as Nederlandse Televisie Stichting, for television. Experimental transmissions were conducted from the end of that year until regular service using 625 lines was started in 1953. Viewers pay an annual licence fee of 30 Dutch florins (about £3), excluding radio, and the

	channel	e.r.p.
Goes ...	E7	5kW
Irnsrum ...	6	25
Lopik ...	4	20
Markelo ...	7	50
Roermond ...	5	50

service is government subsidized. Television licences totalled 374,738 at the end of November, 1958.

NORWAY

An experimental television service has been radiated from a low-power transmitter in Oslo for the past four years.


The 625-line standard has been employed for these tests conducted by the Norwegian broadcasting organization, Norsk Rikskringkasting. As a result of these tests, the Norwegian government has drawn up plans for a national television network and regular transmissions are scheduled to begin in 1960. As with sound broadcasting the provision of

(£7) a year is paid on each television receiver. The number of sets in use is now about 80,000.

	channe.	e.r.p.
Gdansk	O3	7
Katowice	8	26kW
Lódz	6	2.5
Poznan	7	3.5
Stettin	—	—
Warsaw	11	95
Warsaw	2	7
Wroclaw	12	123

PORTUGAL

Three years ago the Portuguese government granted a concession to the Radiotevisão Portuguesa, S.A.R.L., to organize the country's television service. Its licence permits the transmission of commercial programmes and the company is also





pesetas (£2 10s) for sets with a 14-in tube and 500 pesetas (£4) for larger sizes.

	channel	e.r.p.
Barcelona	E3	20kW
Madrid	3	2

SWEDEN

Regular television transmissions using the C.C.I.R. 625-line standard have been radiated in Sweden since June, 1956, following a long series of test transmissions. The stations are built and maintained by the Board of Swedish Telecommunications and the programmes provided by the Swedish broadcasting organization, Sveriges Radio AB. The television service is intended to be financed from licence fees, but the government is making grants towards initial development costs. The fee is 100 Swedish crowns (about £7) a year, which is payable quarterly. Incidentally, in areas where "reasonably good reception" is not obtainable set owners pay a registration fee of only 10 Swedish crowns. There are, at



the technical facilities (transmitters and links) comes under the country's telecommunications administration and the programme technical operations are carried out by Norsk Rikskringkasting. Under the Stockholm Plan there is provision for 10 stations in Band I and 23 in Band III, but this number is considered to be insufficient to cover the country satisfactorily. A revised scheme providing for 28 main stations (18 of which will be high-power) and 19 satellites has, therefore, been drawn up. It is planned to have most of the proposed stations constructed for unattended operation.

allowed to sell and rent television sets and accessories. R.T.P., as it is known, is now operating five stations, the service areas of which cover a large part of the country. The service employs the 625-line standard. To encourage the purchase of receivers, licences are not being collected for the first two years of this service. The estimated number of receivers in use is 22,000.


	channe.	e.r.p.
Lisbon	E7	100kW
Lousã, Coimbra	3	50
Monchique	5	6.5
Montejunto	3	1
Oporto	9	100

POLAND

In 1952, after an experimental period with two transmitters operating on different standards (441 and 625 lines), the Polish Ministry of Posts and Telecommunications adopted the O.I.R. 625-line system. The present chain of 8 stations is operated by the Central Radio and Television Administration of the government. A tax of 480 zloty's

ROMANIA

Under the Stockholm Plan Rumania is to have three stations in Band I and eight in Band III. At present, however, only one transmitter, in Bucharest, is operating. It employs the O.I.R. 625-line standard and radiates in Channel O2 with an e.r.p. of 7.5 kW. The service is government financed.



present, about a quarter of a million receivers in use.

	channel	e.r.p.
Göteborg	E9	15kW
Malmö	10	10
Norrköping	5	15
Stockholm	4	60


SPAIN

Since June, 1956, a regular television service on 625 lines has been broadcast from the low-power transmitter installed experimentally at Madrid by the broadcasting department of the Ministry of Information. A second station at Barcelona was recently opened and plans have been made for additional stations: Santiago and Zaragoza and for a new high-power station at Navacerrada to serve the capital. There are approximately 10,000 television receivers in use. The annual lic

SWITZERLAND

Switzerland's tri-lingual television service, which operates on the C.C.I.R. 625-line standard, is radiated by the seven stations listed. The stations are provided by the postal administration and the programmes by the Swiss Broadcasting Corporation. The S.B.C. receives 70% of the proceeds from licence fees and the P.T.T. 30%. The annual fee is 84 Swiss francs, about £7 for home receivers, and 168 francs for public reception. The s also sub-





sized by the Swiss Newspaper Publishers Association which is providing 2M francs a year for 10 years on condition that advertisements and sponsored programmes are not broadcast. The number of licences at the end of the year was 50,300. In addition to the seven main transmitters there are five privately owned low-power booster stations.


	channel	e.r.p.
Bantiger ...	E2	30kW
Chrischona, Basel ...	10	10
La Dôle ...	4	100
Monte Ceneri ...	5	10
San Salvatore ...	10	10
Säntis ...	7	30*
Ütliberg ...	3	20

TURKEY

Provision is made in the Stockholm Plan for Turkey to have 43 television stations—11 in Band I and 32 in Band III. Tests using 625 lines have been conducted for some time but there is no immediate prospect of a service being introduced. An experimental station in the Technical University, Istanbul, has been radiating in channel E4.

UNITED KINGDOM

Being the only country to employ the 405-line system, it is often said that the U.K. is odd-man-out in television, but it must not be forgotten that it was the first country in the world to have a regular television service—in 1936. There is strong feeling in many quarters of industry and research that a change should be made to 625 lines, but, be that as it may, we are here concerned with the present television service which, after the wartime shut-down, was restarted on the same standards in 1946. The service was provided by the B.B.C. until 1955 when, under the provisions of the Television Act, the Independent Television Author-



When used by the I.T.A. this test card carries these initials.

ity started an alternative service. Whereas the B.B.C.'s income is derived from receiving licence fees, the I.T.A.'s comes indirectly from advertising. For the sake of our overseas readers it should be made clear that the I.T.A.'s programmes are not sponsored by advertisers. They are provided by the programme contractor licensed to operate a station, the advertisements being inserted in "natural breaks" in the programmes.

The present combined television-sound licence fee is £3, plus £1 excise duty which is retained by the Treasury. The B.B.C. receives 87.5% of the revenue from all receiving licence fees after the Post Office has deducted an amount for its services in collecting fees and investigating complaints of electrical interference. The remaining 12.5% passes to the Treasury.

There were 8.9M television licences in force at the end of December.

	channel	e.r.p.
Black Hill (I.T.A.) ...	10	475kW*(V)
Blaen Plwyf (B.B.C.) ...	3	1
Burnhope (I.T.A.) ...	8	100*
Chillerton Down (I.T.A.) ...	11	100*(V)
Croydon (I.T.A.) ...	9	120(V)
Crystal Palace (B.B.C.) ...	1	200(V)
Divis (B.B.C.) ...	1	12
Douglas (B.B.C.) ...	5	2.5*(V)
Dover (B.B.C.) ...	2	4*(V)
Emley Moor (I.T.A.) ...	10	200*(V)
Folkestone (B.B.C.) ...	4	0.1
Holme Moss (B.B.C.) ...	2	100(V)
Kirk o' Shotts (B.B.C.) ...	3	100(V)
Lichfield (I.T.A.) ...	8	200(V)
Lies Platons (B.B.C.) ...	4	1
Londonderry (B.B.C.) ...	2	1
Meldrum (B.B.C.) ...	4	17*
N. Hessary Tor (B.B.C.) ...	2	15*(V)
Norwich (B.B.C.) ...	3	10*
Orkneys (B.B.C.)† ...	5	17(V)
Pontop Pike (B.B.C.) ...	5	12
Rosemarkie (B.B.C.) ...	2	1
Rowridge (B.B.C.) ...	3	32*(V)
St. Hilary (I.T.A.) ...	10	200(V)
Sandale (B.B.C.) ...	4	16
Sutton Coldfield (B.B.C.) ...	4	100(V)
Wenvoe (B.B.C.) ...	5	100(V)
Wick (B.B.C.)† ...	1	4*(V)
Winter Hill (I.T.A.) ...	9	100(V)

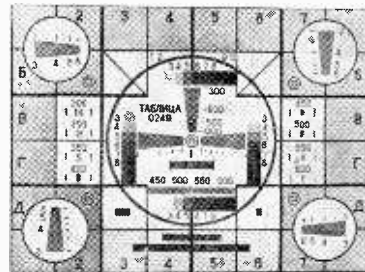
†Temporary stations at present in use.

U.S.S.R.

As mentioned in the introduction, only that part of the U.S.S.R. within the European Broadcasting Area is dealt with in this survey. Regular transmissions using 343 lines and 240 lines were started respectively from Moscow and Leningrad in 1938. A few years later the Moscow transmitter was modified for a scanning rate of 441 lines, and this standard was used until the introduction in 1948 of its present 625-line standard approved by the O.I.R. (International Broadcasting Organization), representing the Eastern European broadcasting authorities.

The major problem in providing a television service for so vast a country is the provision of links between stations. One method recently employed for a relay from Moscow to Leningrad—about 400 miles—was to use two aircraft as relay stations with an intermediate ground station between them.

We have been unable to obtain from the Soviet authorities a list of stations with the frequencies and powers employed. However, from announcements made from time to time we have been able to prepare a list of some towns west of meridian 40°E in which stations are said to be operating. This list, which has been supplemented by information kindly supplied by the Society for Cultural Relations with the U.S.S.R., is given below. Where known the



channel number is given in brackets:—

Dnepropetrovsk; Gomel; Khar'kov (O1); Kherson; Kiev (O3); Kishinev; Leningrad (O2); Lugansk; Lwow; Minsk; Moscow (O1); Moscow (O2); Novgorod; Odessa (O1); Petrosavodsk; Riga (O2); Stalino; Stalinogorsk; Tallinn (O2); Vilna (O5); Yaroslavl.

In addition to these main television centres there are also a number of relay or satellite stations. It was recently reported that 30 new stations were brought into operation last year; the northernmost on the Taimyr Peninsular, well within the Arctic Circle. There are about 2.5M television sets in use in the Union. The "subscription fee" for a television set is 10 roubles a month (about £10 a year).

VATICAN CITY

Although residents in the Vatican City are able to receive transmissions from the Italian television service, provision was made in the Stockholm Plan for the Papal authorities to have their own television station. Two frequencies—one in each band—were allocated, but so far no decision has been made on the erection of a station.

YUGOSLAVIA

Two stations were operating independently for a year until last November when a third station, in the capital, was built and all three are now linked and provide a service for 38% of Yugoslavia's population. The C.C.I.R. 625-line standard has been adopted for the service. About 6,000 receivers are now in use.

	channel	e.r.p.
Belgrade ...	E6	10kW
Ljubljana ...	10	4.5
Zagreb ...	9	4

Time Past — BEAM AND BROADCAST

By P. P. ECKERSLEY, M.I.E.E., F.I.R.E.

This is the second of a series of articles by the first Chief Engineer of the B.B.C. and is concerned with the progress of the revolution caused by the invention of the valve, a progress during which he was intimately concerned with the beginnings of broadcasting. In the first article the author gave an account of how the nineteenth-century scientists established the foundations upon which pioneering inventors built their systems. In a third article he will round off with some predictions about the future.

IN the early autumn of 1915 I stood on the tarmac of Brooklands Aerodrome next to the late C. E. Prince and heard him say into a microphone "Hullo, Ferdy!* If you are hearing me now it will be the first time that speech has been transmitted from ground to an aeroplane in flight. If you are hearing me, please dip." The lumbering "Rumpty," doing its forty-odd knots, fifteen hundred feet above us, gave an obedient lurch; Ferdy had received the speech, strength R_p . The incident gave me a particular thrill; it was the first time I had seen the Thermionic Valve in action.

Of the inventions of the twentieth century that of the valve seems to me to be the most important in the sense that it has had a greater effect upon the form of human life than any other. The valve, generator, detector and amplifier of high-frequency currents, made broadcasting practicable and broadcasting, be it of sound or vision, is of mighty consequence. I say this because I believe that broadcasting is the most powerful means of publication so far devised to influence the mind, taste and manners of mankind. I appreciate the counter-claim for the jet engine and the rocket; these assemblies could indeed be more influential in their capacity to destroy mankind, but I decline to match potential horrors against potential delights. Further, I recognize the importance of drugs—softening pain, subduing infections, restoring sanity—but I still maintain the claims of broadcasting as having a paramount influence upon communal psychology.

Still trying to match credit with those pioneers who deserve it can we find, among several, any one of them who could be allowed to say, in the face of fact, "I gave the world the thermionic valve"? With deep respect for the person who said it I maintain that neither he nor any one single person did so. The invention of the valve, like that of wireless itself, was too big to be borne of a single individual. But names are possible—in the time order, but not necessarily the order of importance of their contributions. I cite Edison, Fleming, de Forest, Langmuir and—a process not a person—the "getter."

Edison was unquestionably the first to arrange a plate near a filament and to explain unilateral conduction across the space between them (1883); Fleming, informed about the Edison effect and having at his disposal, on the shelf of a London University

laboratory, "Apparatus for Demonstrating the Edison Effect" probably used it, as a relatively stable rectifier which could be used to give a reasonably accurate measure of the value of high-frequency currents—hence, as a natural evolution, the Fleming diode (1904). Lee de Forest was certainly the one who first placed the third or grid electrode between filament and plate (1907), but the action of this grid was not very well explained or, perhaps because of the softness of the valve, was then inexplicable.

I have no precise evidence to support me but I believe that Langmuir first analysed the behaviour of the hard valve which the "getter" eventually got. In other words it was Langmuir who related g_m , μ , and r_a , and showed the valve to be a voltage-operated device in which these three parameters played a co-ordinated role.

The foregoing, set out in such simple outline, may, by the degree of its generalizations, be unfair to those mentioned and neglectful of those not. If this be so then it is because of the difficulty of compressing into a few paragraphs what is a somewhat confusing and often unedifying story of protagonists upholding flimsy claims in terms of the polemic of vested interests rather than cool and factual analysis. Soft valves, soft thinking? But, with the tolerance of history, no hard words. Whatever may be the truth, the hard valve did appear out of a confused mist and proceeded, from 1914 onwards, to revolutionize the art and practice of electrical communication in all its forms.

It is surely fascinating to look back with wise-after-the-event eyes and watch the inventors of the past teetering on the edge of the obvious. A case in point concerns the use of the valve as a generator of oscillations; in other words the concept that, by positive feedback, the valve could be made to look like a negative resistance and thus overcome the losses in the resonant circuit it sets into oscillation. Lee de Forest described the triode in 1907 but does not claim regeneration until 1912. And simultaneously others, as we see from a famous legal action, had seen the same potentialities long after the appearance of the valve itself.

Thus "IN THE COURT OF APPEALS OF THE DISTRICT OF COLUMBIA . . . Before Smyth, Chief Justice: Robb and Van Orsdel, Associate Justices . . . This interference comes here on appeal by the parties Langmuir, de Forest and Meissner, from the decision of the Commis-

* J. M. Furnival a pioneer of aircraft wireless, and now Consultant to Marconi Instruments Ltd.

sioners of Patents awarding priority to Armstrong, also appeals by de Forest against Meissner and Langmuir jointly, and against Langmuir individually, for the invention set forth in the following counts"—and then ten or more thousand words in which other famous names came to the fore, notably Franklin and Round (England). A good deal of the evidence concerned "a beautiful clear tone" which de Forest claims to have produced from his Audion; it seems to have sounded as a syren voice in the ears of the legal pundits who gave judgment in de Forest's favour. Howard Armstrong, that prolific inventor, was much upset by a decision which was inclined to stress a somewhat loose description possessing a few months' priority against one which was far more concise if a little later in time.

While still thinking about these time-lags it is also strange to realize that we had to wait several years before we were given the immeasurable benefit of negative feedback, almost as important an invention in its influence upon the valve's ubiquity as the positive kind of feedback.

So much for genesis.

In spite of my presence at the Brooklands demonstration in 1915 I spent the greater part of the war in Egypt, Salonika and France looking after spark transmitters and crystal receivers. It was not until late in 1917 that I was appointed to do what was rather grandiloquently described as "Research," first for the Army at Woolwich and then for the Flying Corps at Biggin Hill. Here I came into intimate contact with the valve, its moods, potentialities, successes and failures.

Soon after the armistice I escaped out of a uniform (a "war to end all wars" had just been victoriously concluded, what point in remaining in military service?) and joined the Marconi Company. In a short time I became Head of the Experimental Section of the Designs Department, the laboratories being housed in an army hut in a field near the village of Writtle which is in turn near Chelmsford, where the Marconi factory was and is located. A claim to fame, before ever broadcasting came to increase it, lies with the fact that I played a considerable part designing both the first aircraft wireless telephone equipment, used extensively by Imperial Airways, also the Croydon ground station. Who remembers "Croydon calling" and its speech heard against a background hum as loud as any produced in his receiver by the most amateur of amateurs? The hum was purposive; it made tuning-in by the pilot all the easier.

Two important events accompanied my service at Writtle, first the setting up at Chelmsford of a powerful long-wave telephony transmitter and secondly the regular broadcasting service from "2 Emma Toc, Writtle." I will not labour detail, the facts are well known and have been set out elsewhere; I would prefer rather to generalize than to indulge anecdote. Suffice it to say that the initiative due to H. J. Round and W. T. Ditcham, in setting up the powerful long-wave telephony station at Chelmsford circa 1919 stimulated the wireless amateurs to petition for a regular broadcasting service, and that permission for this to be set up, on the limited scale of half an hour a week, resulted in the Writtle station and the Writtle programmes, a service which anticipated that started by the B.B.C., in November, 1922, by some eighteen months.

A diminishing number of wireless amateurs and others attracted to the hobby of building "wireless sets" will remember the programmes from Writtle as being frivolous, I would prefer the description "gay." Perhaps the more remarkable aspect of the Writtle transmissions was the staff that fostered them. This comprised in the order they joined me after I became Chief Engineer of the B.B.C., the late H. L. Kirke, C.B.E., sometime Head of the Research, and subsequently Assistant Chief Engineer; B. N. MacLarty now Engineer-in-Chief of the Marconi Company, the Hon. R. T. B. Wynn, C.B.E., now Chief-Engineer of the B.B.C., and Sir Noel Ashbridge who was for so long the Corporation's Chief Engineer and subsequently Director of Technical Services.

An accompanying group photograph recalls a collaboration which I dare to describe as unique.

In my first article I described how, when still a schoolboy, my subsequent career in wireless was largely determined by the tactile excitements of brass and ebonite: it was a similarly sensual experience which caused me to swerve from occupations concerned with the less romantic aspects of radio to one devoted to the service of broadcasting.

It must have been in the early autumn of 1922, before the formal creation of the B.B.C. in November of that year, when Station 2LO broadcast opera from Covent Garden. Up to the time when I was converted to a belief in broadcasting, the wireless telephone as such had to me done little more than intrigue my technical intellect, its applications were seemingly prosaic, while our Writtle broadcasts seemed to be no more than the aphrodisiac of a hobby ("keep your boys at home"). But the moment of revelation, the moment when I heard the opening bars of the opera, and was in two senses transported, then the potentialities of broadcasting were seen so vividly and so completely that thereafter all attempts to realize them have been to me tinged with disappointment.

The experience must be seen as mystical, as such I have unashamedly tried to describe it; its residue caused me, in prosaic contrast, to frame what I termed the B.B.C.'s technical policy; I still believe in it and I still believe it has not been fully implemented.

In sum it is my belief that "The Programme's the Thing" and that the mechanism which reveals it must be subservient to the art which creates it. To conclude from this that the policy so described does no more than demand realism in reproduction begs the question so long as the term realism is not defined. You do not have realism, as it sometimes is defined, when, for example, a single source of reproduction canalizes a widely diffused source of programme. A two-dimensional representation of a three dimensional subject, such as is seen in a painting cannot be said to demonstrate realism in one interpretation of the term. But the artist who knows his job knows how to make a virtue of necessity and uses the very limitations of a medium to make his art more realistic—in other words, to make the impact of his art upon the sensibilities of an audience more pronounced than realism, prosaically defined, could ever do.

Having said that the Programme is all important it might next be said, stressing the plural, that the Programmes are more so.

A hobby-horse cannot be ridden to death, since,

A notable group, the members of which conducted the first regular broadcasting service, from station 2MT, Writtle, some eighteen months before the B.B.C. was formed. Left to right, standing, B. N. MacLarty, the late H. L. Kirke, R. T. B. Wynn, H. J. Russell; seated, F. Bubbs, N. Ashbridge, P. P. Eckersley, E. H. Trump and Miss B. Beeson.



lacking a rider, it is already dead. I shall now attempt, in a brief spell, to resuscitate my old nag. To do so demands an explanation why I believe that this stressing of the plural of Programme is so important. I was, I am and I believe I always will be convinced that the technical method by which broadcast programmes are distributed pays greater respect to the art it serves as, within reason, the number of different programmes it offers, simultaneously, for the individual's choice is the greater. This conviction determined me, after I had left the B.B.C. (1929), to do all I could to proselytize and develop rediffusion, i.e., schemes whereby programmes are distributed through wire networks rather than by radio. Need I stress the limitation of radio in being very spare of channels in the frequency bands available, while relatively the wire suffers no such restriction?

During the late twenties and early thirties the Post Office, the B.B.C. and the Radio Trade more or less openly opposed the development of rediffusion; in spite of so formidable a combination it grew, and when given a chance, goes on growing. This fact reaffirms an unshakable conviction that a majority want a reasonably wide choice between different kinds of clearly produced programmes.

This proposition might well have been denied when, in the early days, the passion for home-building radio receivers was at its height. Many of my readers must remember those delightful times when they would hear one of the cognoscenti boasting his home-built set and how he "received Zloik (station in Czechoslovakia, old man) on my Superwoppodyne; 'phones were lying on the kitchen table and I heard the station quite clearly, while I was upstairs changing my shirt." Well, "it was swell while it lasted"; it was that rarity a hobby that produced a full-scale manifestation. In contrast you built a model steam engine and the consummation was a smell of meths. and a jerky puffing concealed in a pale mist—how different from Zloik "clear as a bell and no fading, old man."

The hobby died, the public bought the superhet,

the programme was the thing and this gave rediffusion its opportunity.

I cannot refrain from taking this opportunity to air a grievance. Briefly it is that when there actually was a means to prevent the extension of rediffusion the vested interests made full use of it. My friend and colleague Rupert Carpenter and I devised a system whereby four to six programmes could be sent through the electric mains to householders who, by the movement of a switch, could select any one of them. There happens to be an Act of Parliament, dated 1882, which forbids the electricity authorities to use their wires "for the purpose of sending a telegram." After a demonstration of the practicability of our method it seemed to certain vested interests and their Parliamentary sympathizers that this act was hardly less important than Habeas Corpus. And so, in the "land of opportunity" (see Press) we were forbidden to prove how right our opponents were when they said, as they did, that our scheme would not work and that if it did it would introduce a "dangerous new principle."

The issue requires little elaboration, the proposals we made about it, also about the wider implications of wire-broadcasting received either contemptuous dismissal by Government committees and commissions of enquiry or combative assertions about technical method; funds were even raised to oppose the passage of a bill through Parliament revoking the ancient statute; today, with the impact of television the issue about the method itself is dead but not, I trust, the implications of the story.

I shall not say much here about the more important phases in the development of sound broadcasting, its rejuvenation by v.h.f., the introduction of the "Third" (the most notable and admirable of the B.B.C.'s innovations), automatic monitoring, the overseas service and its intricacies of switching programmes, so admirably conceived and executed and, above all, television. I excuse this unbalance by remarking that it is all recorded elsewhere whereas in like degree heterodox opinion, which becomes me better, has not. I could not, however, even begin

to excuse the dismissal of television and so, since it belongs more to Time Future than to Time Past I will have a good deal to say about in my next and last article.

While I maintain that the most remarkable outcome of the invention of the valve is the broadcasting service, obviously parallel developments are nearly as important.

It was said in my first article that, broadly speaking, the first decade of the development of wireless proved it, as a means to link stations separated by world distances, a comparative failure. It was of course the valve that raised the status of wireless as a world communicator so that it became, under the aegis of private enterprise, a competitor with the under-sea intercontinental cable. In order that private enterprise should not become indecently enterprising the Establishment decided to synthesize thesis and antithesis and so brought the Public Utility "Cables and Wireless" into being.

The invention that brought about the merger was the Marconi beam system whereby it was proved that radio was capable of penetrating to distances of the order of π times the radius of the globe; a globe assumedly well wrapped in an ionized blanket. It was his ability to see the wood, without confusion of trees, that, just after the conclusion of the first war, made Marconi say, "Now that we have the valve why don't we try short waves again?" The sentence implies an appreciation of the signal-to-noise ratio; the higher the frequency of the signal the less the noise. On the other hand the shorter the wave the greater the overland attenuation. Before the aerial currents could be amplified, short-wave ranges were limited to very short distances; once the more feeble but less interrupted signals could be amplified the overall gain was, to say the most, fantastic.

I have never been able to find out whether and if so in what degree Marconi was driven to follow his hunch, so neatly stated, by the mass observation of amateurs; it is surely fitting to remember that these keen experimenters, driven away from the medium-wave gamut, did prove, by their skill and patience, that, on the lowest terms, an investigation of the commercial potentialities of short waves was well worth making. We may also note that the less imaginative authorities were still tied to lower frequency and higher power and still higher aerials.

In commending the beam system we should pay tribute to the genius of C. S. Franklin who designed the transmitters, aerials and receivers, and to T. L. Eckersley whose original work on the physical properties of the ionosphere made it possible to match optimum frequency with world paths and diurnal times.

I am drawn, in these concluding paragraphs to hover on the edge of prophecy; a giddy state and therefore exciting. Boldly stated, it is that point-to-point communication over ocean distances will eventually and as to the greater part be made by cable, while overland communication, as to a considerable part, will be consummated by radio. I stress ocean distances meaning communication where oceans get in the way; there is no need to define the term overland, it means over land. I stress also that it is point-to-point communication that is in question; obviously radio is the only viable method of communication for mobile services.

To expand this thesis we see already how the telephone and telegraph service between, in effect, Europe

and North America has been improved by substituting cable for radio. We learn of plans to bridge the Pacific and link the Commonwealth by supplementing this ocean cable by another spanning the Indian Ocean. We know that when the transistor and its associated components become more reliable that great benefits will be conveyed to the ocean cables. We can foresee intercontinental television exchanges (which are almost impossibly expensive when relying upon a radio link) becoming an everyday occurrence when there are sufficient cables to carry them.

As to overland communication by radio there are in operation today many systems, the wave frequencies climbing into and above the four thousand megacycle landmark. Line-of-sight transmission, from hill-top to hill-top, invites shorter and shorter waves and as the systems develop and according to the nature of the terrain we may see them, as we do today in various parts of the world, supplanting the coaxial and multi-quad cables by means of which many hundreds of messages are sent simultaneously through the same link. There seems to be, at first blush, something of a paradox if radio, hitherto used as an ocean bridge, should give up its role in this respect and take on another where, superficially speaking, the physical conductor would seem the obvious link. For overland communication the paradoxical aspects may fade, as does radio, when it is seen that signalling by refracted and reflected waves has a hazardous aspect when compared with a conductor which guides the waves to their destinations.

It may seem as if this adumbration of possible future developments is outside the terms of reference of an article headed Time Past. But no! Time past has seen the wide use of radio for point-to-point communication over land as it has also seen the introduction of the telephone cable bridging the Atlantic; the facts are there; all that has been done, in a time future category, is to postulate the continuation of a tendency already manifest in Time Past.

But "Amarath an Amarath succeeds"; a new form of multi-electrode amplifier—the transistor—is already taking up the work begun by its forbear the thermionic valve.

I end as I began by stressing the importance of the invention of the valve without which the Time Future of telecommunication, which I hope to glance at in my next article, would not, in all probability, be worth writing about.

Television Society's Exhibition

AS in past years, the keynote of the Television Society's Exhibition, which opens at the Royal Hotel, Woburn Place, London, W.C.1, on March 3rd will be television research rather than domestic reception. The three-day exhibition opens at 11.30 on the first day and at noon on the following two days. The respective closing times are 8.0, 8.0 and 7.0. At the time of going to press the following had taken space at the exhibition:—

Avo	Hallam, Sleigh & Cheston
B.B.C.	Livingston Laboratories
B.R.E.M.A.	Mullard
Belling & Lee	C. H. Nokes
Bush	Standard Insulator Co.
British Communications & Electronics	20th Century Electronics
Chapman & Hall	N. E. B. Wolters
Cossor	John Ware
E.M.I. Electronics	Rank Cintel
Ever Ready	Wireless World and Radio & Electronic Engineer
G.E.C.	

Admission is by ticket obtainable free from the Society at 166 Shaftesbury Avenue, London, W.C.2.

LETTERS TO THE EDITOR

The Editor does not necessarily endorse the opinions expressed by his correspondents

Stereophonic Records

HAVING just returned from a brief visit to America, where stereo rules the roost, I read your February Editorial with much interest. (Over there it is almost impossible to sell any new high-grade mono equipment, and the mere sight of a new mono record, however good, scares the pants off record dealers.)

Mr. Haddy, of the Decca Studios, has now convinced me by demonstration that the sound from disc stereo can be as good as the same recording heard direct from 15-in/sec tape, provided the pickup is of adequate quality. The stylus should maintain contact with the groove walls at a playing weight of 3-4 grammes, with no audible needle chatter with the ear three or four feet away. As the Decca pickup fulfils these requirements and is now available through the trade, and other good stereo models are being produced, my previous complaint about inaccessible high-quality units no longer holds.

This leaves us with the great question: How does the best stereo compare with the best single-channel recording? The idea to have direct comparison, put forward in your Editorial, is excellent and should also be applied to pickups. With the co-operation of E.M.I. and Decca we hope to do something on these lines at our Royal Festival Hall Demonstration on the 9th May. If really omni-directional speakers are used I feel sure that a worth-while comparison can be made, even in the R.F.H. The big idea is to play some original passage of music through the same amplifiers and speakers with three different types of input as follows:

(1) Single-channel record with high-quality mono pickup.

(2) Same as No. 1, but with the best available stereo pickup connected for mono output.

(3) Stereo record with same pickup as used for No. 2, but connected for two-channel output.

Even if we prove nothing, it should be good, clean fun.
G. A. BRIGGS,
Idle, Bradford.

Wharfedale Wireless Works Ltd.

Stereophonic Sound

I SUGGEST that the mode of sound reproduction, commonly known as "stereo", will only prove technically satisfactory when some manufacturers realize that the "ting" of a cash register is not the only sound that requires reproducing.

Southampton.

JULIAN GARDNER

Stereophonic Standards

ONE of the great dangers of a rapid advance in the commercial application of a scientific discovery is that of ill-conceived standards. We are now, for instance, reconsidering our television system, and have recently asked ourselves why we chose odd standards for tape speeds. Now that stereophonic sound is a commercial proposition, we ought surely to start considering very carefully the standards we are going to accept, such as loudspeaker spacing, cross-talk levels and so on. It would be interesting to hear, for example, why 6 feet has been chosen by some as a loudspeaker spacing. One can hardly imagine the most tolerant and adoring wife accepting two reflex cabinets or column radiators placed 6 feet apart in the living room or the lounge. Could we not have 12 feet? Practically every living room in the country must be very close to this dimension in either length or breadth. In this case they could be

placed in two of the corners of the room, which should be more compatible with the domestic situation. It would be interesting, therefore, to hear the experts declare whether such an arrangement would be acceptable from a technical standpoint.

Sevenoaks.

J. R. OGILVIE

Rigidity of L.S. Diaphragms

MR. BARLOW'S comment in the February issue on my letter intrigued me very much. I was very interested to find he had had similar results to mine—that a rigid (well, somewhat rigid) diaphragm didn't obey the rules. I have been brooding on this problem for some time and one or two thoughts occur to me.

In the matter of extended frequency response, as compared with a paper cone, there are two possible theories, but I wouldn't be prepared to say that either was a good one. Experimental proof is so very difficult. The more credible one seems to me to be this: it is common knowledge that liquids and solids conduct sound more efficiently than gases, and a hard solid is a better conductor than a soft one. One would not use a rolled-up newspaper as a car engine "stethoscope", but a metal rod behaves very well in locating the source of engine noises. I suggest that in a hard synthetic resin diaphragm there is good transmission of high frequencies from the cone apex throughout the main body of the diaphragm which results in a greater area for transferring the sound waves to the air, whereas with the customary felted paper cone this transmission does not occur owing to the (literally) absorbent nature of the material; hence the only part of the cone which does propagate the sound waves is the apex.

The alternative theory is that the hard cone material "rings" and produces spurious extreme treble which is not detected by rough-and-ready frequency response measurements but which might be detected (as was pointed out to me by Mr. Voigt) by applying the output of the measuring microphone to a sensitive oscilloscope. Unfortunately this test will not work with comparatively small inputs to the speaker since it is almost impossible to detect small departures from the sine wave on the 'scope.

This I can say: the old pre-war Hartley-Turner speaker had a phenolic resin cone, and its chief defect was excessive output in the 5 to 6 kc/s. region. When I thought I had finally solved the problem of a synthesized resin cone I found it did exactly the same thing. The top sounded wonderful, but it wasn't the real thing, and the effect was only removed when I modified the formulation to reduce the hardness of the resin and give it (to use an ad. man's phrase) "built-in damping."

This leads to a note on the matter of ordinary damp, which puzzles Mr. Barlow. The cones which were developed in the U.S. were designed to be as hard and stiff as possible. This involved using a very hard filler in the resin formulation. The filler was hygroscopic but I thought that perfect sealing off by the resin would make the cone waterproof, since the resin used was supposed to have negligible water absorption. Not a bit of it! I left the cones in a damp atmosphere for a month, and they turned limp. On heating them I could see steam coming off, and then the cones were hard again. I do not believe that any synthetic resin in comparatively thin films can reject moisture. The figures quoted by manufacturers are based on the immersion of quite thick pieces of resin and, in the case of polystyrene for example, I feel pretty certain that the figure

of 2.8% quoted by Mr. Barlow is almost a "skin effect". If the major part of the resin used in the cone is a skin then the actual absorption would be quite a high percentage.

If so, then Mr. Barlow's thick sandwich is basically a very good idea, for he seals off the resin on both sides, and doubtless could seal the edges too. But the size/weight figures he gives should, I think, be improved if good treble response is to be maintained. He quotes 15 gm for a 7½-in disc; I stuck to a conical shape as being, in my opinion, the strongest shape, and I finally managed to get down to 11 gm for an 8½-in cone. A felted paper cone of the same size and shape comes out at 5-6 gm, and the resin cone had more real top than the paper one. But if I increased the weight I am sure that the "roll-off" would be fairly severe. One sample had a weight of 22 gm and had the same treble response as the paper cone, but, of course, far better bass.

My work, and Mr. Barlow's, clearly indicates that, whilst we may feel pretty certain that felted paper's sole advantage is ease of production, change to another material which denies accepted design dogma involves basic research which is not very easy to carry out. There are so many possible permutations and combinations of materials.

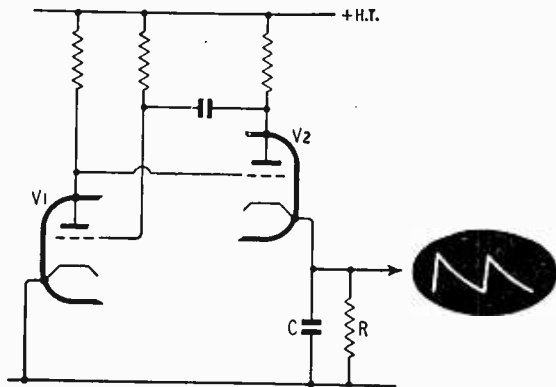
Exton, Southampton.

H. A. HARTLEY.

Miller Sweep Circuit

THE Miller sweep circuit described by C. S. Speight in your January issue was first developed some three years ago by J. D. Julian and myself. It may be of interest that the original object was to improve by Miller feedback, the linearity of saw-tooth obtained from the multivibrator with its excellent synchronizing properties.

The multivibrator circuit employed is shown in the accompanying diagram, and is due to H. E. Anthony*.



The timing capacitor C is in the cathode circuit of V2. Because of the low impedance of V2, C will charge rapidly when V2 grid is switched "on" by the multivibrator action. During the period when V2 grid is "off," no current will flow through V2 and C will discharge logarithmically through R. The essential feature of the improved circuit is the substitution for R of a Miller valve.

The circuit is capable of producing more than 200 volts of almost perfectly linear saw-tooth with 350 volts h.t. supply. This can be maintained, with careful design, up to 500 kc/s sweep recurrence. The sweep amplitude can be easily stabilized, permitting accurate time calibration; in addition all the advantages of easy synchronization are retained.

It is not clear why Mr. Speight refers to the circuit

as combining the Miller and Puckle circuits, as surely the essential ingredient of Puckle's timebase is the use of a constant-current pentode as a linear charging device. With the Miller-Multivibrator, as I prefer to designate it, it is the run-down which is linear. The constant-current anode characteristic of the pentode is not employed at all.

Bournemouth.

L. FREEMAN,
Waveforms, Ltd.

The author replies:

A timebase is generally referred to by a name which suggests either a special method of generating a linear sweep (e.g., Miller bootstrap) or a special method of recharging the sweep capacitor (e.g., thyatron, grid-diode). In my view, the Puckle circuit is essentially a recharging device, in which a hard valve trigger circuit replaces the obsolete thyatron circuit.

F. J. M. Farley* describes the Puckle timebase with a resistor in place of the more usual constant-current pentode, and the arrangement then resembles that to which Mr. Freeman refers.

It is worth noting here that the factors influencing the operation of the Puckle circuit are quite different from those of the standard multivibrator and the only real similarity between the two circuits is in the method of applying positive feedback.

In reply to the letter of Mr. J. D. Julian, published in the February issue, I should like to make the following comments.

Apparently, Mr. Julian has overlooked the main difficulty, encountered in combining the Miller and Puckle circuits, which is to ensure that the current drawn by the Miller valve during flyback does not subtract substantially from the recharging current.

The situation is aggravated by the feedback action of the sweep capacitor tending to drive the Miller valve into heavy conduction. Ideally, this valve should be cut off, during flyback, but in practice it is more convenient to limit the anode current to a fraction of the recharge current. In my circuit D1 and R₂ perform this function, and Mr. Julian is incorrect in saying: "D1, it will be appreciated, is not essential to the operation of the circuit and in the interests of economy can well be left out, together with R₂." This statement appears to be based on the assumption that these components serve merely to protect the valve against overload. I would suggest that equivalent components might be inserted into the circuit proposed by Mr. Julian, for, as the circuit stands, it is difficult to see how the sweep capacitor can recharge at all.

I cannot agree that synchronization and triggering efficiency can be improved by applying the pulses concerned to V3 cathode. Synchronization is most effective when it is applied to the initiation of the flyback, rather than to the initiation of the sweep, particularly when the ratio of sweep to flyback periods is as high as that of the circuit described. Another point in favour of the original method of sync. injection was mentioned in the article, and this arises from the action of V2(b) in amplifying the sync. pulses before they become effective.

The statement of Mr. Julian concerning capacitive loading of V2 is irrelevant. The resistor R₁ is introduced to avoid this effect in the free-running circuit, whilst the diode D2 performs a similar function in the triggered version. The diode will cut off, should the rate of rise of voltage at V2(a) anode exceed that at the trigger input, thus isolating this point from stray capacity at the input. When the trigger pulse has a fast rising front, this will be transmitted through D2, contributing directly to the c.r.t. "bright-up" pulse.

Automatic "gate-out" of negative pulses arriving during the run-down is achieved by means of D2, whilst the grid-cathode diode of V2(b) reduces the amplitude of positive pulses to negligible proportions.

The term "initial fast region" was used deliberately

* *Electronics*, Vol. 29, No. 2, p. 186 (Feb. 1956).

* "Elements of Pulse Circuits," by F. J. M. Farley (Methuen).

to suggest the effect of the Miller step on the c.r.t. display. I can see no point in trying to connect this indeterminate arithmetical error with the formal definition of non-linearity. I agree, however, that more should have been said about the Miller step, especially concerning its dependence on sweep speed.

The advantages of the circuit, which I overlooked, unfortunately do not include: "Constant amplitude of run-down, unaffected by sync." As was originally pointed out, the lower limit of sweep depends on the anode voltage of V2(b) during run-down, and this will vary with sync. amplitude.

Mr. Julian states that I overlooked mentioning "the superior triggering or synchronizing ability" of my circuit. It would, therefore, seem that the circuit performs satisfactorily in this respect and no modification is required. This is, in fact, the case.

It would be interesting to compare the commercial circuits referred to by Mr. Julian, with that which I submitted. The fact that these have some properties in common confirms my original opinion, that a timebase can be devised, which is no more complex than the standard Puckle circuit, yet compares with those presently available in commercial equipment.

It was thought that a description of such a circuit might be of interest to readers, but I must apologise to anyone who has been concerned with this type of circuit for not acknowledging the work done in this field.

Southend-on-Sea.

C. S. SPEIGHT.

Printed Circuits

IN his reply to my letter (January issue) on printed circuits Mr. W. I. Flack accurately states the case from the manufacturers' point of view, and in so doing confirms my contention that most set makers are very much out of touch with conditions prevailing in the dealers service department. Regarding his doubt as to a 24-hour service, I can assure him that although I do not regard our service department as being in anyway exceptional, the majority of our repairs are completed within 24 hours. Indeed, on the day that my *Wireless World* arrived and I read Mr. Flack's letter I looked at our job book and found that three TVs reported faulty in the morning had been collected, repaired and returned to the owners by 6 p.m. It will no doubt surprise Mr. Flack and other manufacturers to know that this is the sort of service which the customer expects and which I think he is entitled to receive. On the rare occasions when we have had to return a receiver to the makers for repair we never see it again for at least ten days. I am afraid most manufacturers do not know the meaning of the word "service".

Contrary to popular belief the average dealer's workshop does not consist of several fully qualified and white-coated engineers surrounded with wobblers and signal generators, busily aligning i.f. strips and making expert repairs to printed circuit panels. If it did, Mr. Flack would be quite right. It would take just as long to repair a "steam wired" set as a printed circuit set. After 30 years' experience I have found that the most efficient dealer service should be run by a few "Old Hands" with the necessary "know-how" and experience to diagnose faults quickly and accurately, (generally aided by nothing more complicated than a valve voltmeter). The faulty set is then passed to a less experienced engineer who executes the necessary repair. Under these conditions the "steam-wired" receiver wins hands down for accessibility and general speed of service.

Is Mr. Flack really serious when he suggests that dealers should stock a complete set of printed circuits for every receiver on the market? At the present rate of progress most units would be obsolete within a year. A good idea from the manufacturers' point of view but as a dealer I will not trust myself to say more on the subject.

I am sure Mr. Flack will agree that when we reach the heart of the matter in this controversy, it doesn't really matter what he, as a manufacturer, or I, as a dealer, prefer. It is the customer that counts, and if he wants his faulty TV back in time to see "Emergency Ward 10" or the Cup Final, there's not much doubt which sort of service he would prefer!

In my original letter I did not question the reliability of the printed circuit, but since Mr. Flack has raised the issue by stating that they are superior in this respect I should like to point out that it is rather early days for such an assumption. I may be wrong but it occurs to me that when some of these printed-circuit receivers have been in use for five or six years, possibly under conditions of extreme condensation, etc., they may not be looking to well. Perhaps we shall then find that—as in the case of push buttons, black screens, plastic c.r.t. masks, etc.—all new ideas are not necessarily good ideas.

It is unfortunately true that more and more manufacturers are falling for printed circuits but I think that the few who are sticking to their "steam-wired" designs will reap the benefit of bigger sales in the long run. I have found generally that sets that appeal to the service department are good sellers and *vice-versa*, but only time will tell!

London, N.W.6.

A. G. TUCKER.

YOUR correspondent, Mr. Flack (February issue), in defence of printed wiring (quite distinct from printed circuits) advances the argument that his technicians employed on production test, like, or even prefer, to work on these panels as against conventionally constructed chassis.

I should like to enquire if Mr. Flack would prefer to fault-find in an unfamiliar conventional chassis where all sleeving is of the same colour, or in one which employed the recognized sensible variety of coloured wiring? Since printed wiring falls into the first category, he would appear to prefer the former.

The second disadvantage is, that since wiring and components are on opposite sides of the printed panel, the eyes are required to move constantly from one side to the other, resulting in both eye and mental fatigue.

Thirdly, looking at the component side, this holds a disjointed array of resistors and capacitors fixed apparently at random and one is unable to see the interconnections. This is not the case with a well-designed conventional assembly.

Fourthly, the experienced and skilled technician is used to looking at valveholders and coils frob below, and by seeing all the wiring attached to these components in a well-defined and logical sequence, he makes his measurements without hesitation, just as Mr. Flack would, no doubt, unhesitatingly spell out the word Czechoslovakia. He suggests, however, that it is just as easy, or even easier, to spell the name of that country backwards.

I am well aware that to print and to read in the fashion we, in fact, do is merely an acquired habit. But I hope Mr. Flack will agree with me that it would not be a particularly good idea to print alternate words on the front and back of pages. It would take longer to read and be more strenuous if this method were, in fact, adopted. Although sooner or later one would, of course, get used to it and live with it.

To say, therefore, that printed wiring offers any advantage other than perhaps to reduce the manufacturing costs is grossly misleading. Its general adoption will certainly increase maintenance and repair costs. On balance, therefore, the set owners will not gain, but the engineers' span of life is certain to become shorter.

London, N.W.6.

E. KISCH

MR. W. FLACK'S remarks in last month's issue are not altogether complimentary to service engineers in general. He states that the apparent dislike engineers

have for printed circuits is because servicing of such equipment calls for a good deal more care and technical skill, whereas with conventional wired circuits, hit-and-miss methods are the order of the day. Anyone who has had experience in servicing printed circuitry is fully aware of the care necessary in handling it, and has, no doubt, discovered that the application of a soldering iron can wreak havoc if not handled very carefully. If this means technical skill as interpreted by Mr. Flack, all good and well. But he goes on to say that there is less room for hit-and-miss methods in servicing printed circuitry than in conventional wiring circuits. I can only assume that this statement applies to "pirates" and the like, who are, unfortunately, to be found in every trade or profession. With a thorough knowledge of basic theory, combined with a logical approach, servicing of both types of circuits should not present undue hazards.

A final point on the cost factor of the printed versus wiring circuits. If the former is supposed to be much cheaper to manufacture, to whom has the saving been passed?

Sevenoaks.

A. W. WESLEY-COLLINS

What Makes Currents Flow?

"CATHODE RAY'S" article in the January issue concerning the causes of current flow led me to read the monograph by P. Hammond to which he refers, and I am prompted to make one or two general comments on the subject.

First, let me say that I support Hammond in his view that the current in a simple battery and resistance circuit is caused by charge distributions, whilst agreeing with "Cathode Ray" that the prime cause may be chemical action or even the act of assembling the battery. The term e.m.f. is one which we employ to describe one manifestation of a particularly complex process of electro-chemical action, charge distribution and charge motion, just as we use the term electric field to conceal our ignorance of the true laws of force between charges.

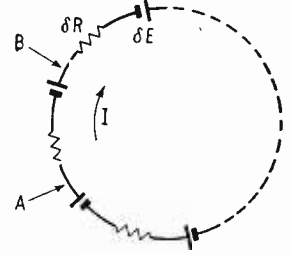
If a straight conductor is positioned between two terminals having a potential difference but without connecting to them, the charges in the conductor must redistribute themselves until the resultant electric field is everywhere zero; but one might hesitate before committing oneself to saying just what form this redistribution will take. For instance, since the applied field is apparently being set up by two equal and opposite concentrations of charge at the terminals, one suitable charge configuration in the conductor should be with similar but opposite concentrations at its very ends. Is this the only suitable configuration or are there others; and if there are which one is correct?

The answers to these questions are by no means obvious, even in this straightforward case of a straight conductor carrying no current, but if current is permitted to flow by connecting the conductor to the terminals and the conductor is no longer assumed straight the problem is complex indeed and I do not pretend to know the correct solution.

"Cathode Ray's" trump card, the closed ring surrounding a varying magnetic flux is, however, fairly easy to explain, at least in terms of the concepts of induced e.m.f. and lumped resistance. The effect of transformer induction, of which this is an example, is basically due, as E. G. Cullwick* points out, to the fact that charges in motion (namely those charges which constitute the current system setting up the magnetic flux) exert forces on stationary charges as a result of this motion. These forces, of whose true nature we are quite ignorant, may be regarded as producing an electric field in the closed ring and this, over a finite length of ring, is equivalent to an e.m.f. tending to drive current through the resistance of the ring.

However, this e.m.f. must not be regarded as concentrated at one point in the circumference of the ring but, like the resistance, as uniformly distributed around

it. The figure shows an equivalent circuit containing, say n sections each comprising a small e.m.f. δE in series with a small resistance δR . The current will be $I = nE/n\delta R = \delta E/\delta R$ and the voltage drop from A to B is $I\delta R - \delta E = 0$ and similarly between any two such points of the circumference. If one imagines δE and δR reduced to infinitesimal proportions the reason why no voltage drop can be measured around the ring is at once apparent.



This manner of explanation should satisfy those who prefer to tackle this kind of problem in terms of lumped parameters, but I do not claim that it will bear close inspection from the viewpoint of charge distributions and electric fields. In general it is obviously futile to try to explain fundamental mechanisms in terms of those very concepts which have been adopted purposely to avoid having to explain them.

Cranfield.

G. H. STEARMAN.

* "The Fundamentals of Electromagnetism", (Cambridge Univ. Press), page 87.

The author replies:

The essential words in Mr. Stearman's letter are presumably "in a simple battery and resistance circuit." For having voted in favour of the view that in such a circuit the current is caused by charge redistribution, he refers to examples of (1) a charge redistribution with no current, and (2) a current with no charge redistribution.

As if this were not enough to underline my doubts about regarding charge redistribution and current as cause and effect, he goes on to emphasize how difficult it is to calculate the charge redistribution in (1) and how easy it is to handle (2)* on the conventional e.m.f. basis.

So he encourages me to go farther than I did in the January issue, by saying that if charge redistribution were to be substituted for e.m.f. as the cause of electric currents it would transform electrical technology into an unteachable mystery.

"CATHODE RAY."

* We are both taking for granted that on this level of electrical engineering we don't venture into atomic physics.

Licence Reminders

IN his letter published in the December issue, Mr. W. R. Gregory complained that he was unable to renew his wireless licence the day before it expired on 31st August because he could not produce a reminder notice.

I should like to assure Mr. Gregory that there is no question of the issue of a renewal licence being conditional on the production of the relative reminder notice and there is no reason why he should not have been allowed to renew his licence a day in advance as he wished. I can only assume that the counter clerk who refused to issue a licence was acting under a misunderstanding and I must apologise on behalf of the Post Office for the inconvenience caused.

London, E.C.1.

T. A. O'BRIEN,
Public Relations Officer,
General Post Office.

Transistor Tape Pre-Amplifier

IN Mr. Ridler's article in the December, 1958, issue he chooses the inductance-resistance integrator in preference to the resistance-capacitance integrator as a means of providing the bass-lift for a tape pre-amplifier. He makes this decision on the ground that a high input impedance implies high thermal noise. This is not correct, since the input is shunted by the source which is an inductance and,

(Continued on page 125)

in so far as it is pure, no thermal noise exists in it. The argument based on electrostatic pick-up also falls down for the same reason.

This would not matter if the alternative chosen by Mr. Ridler were as good, but this unfortunately is not the case. Even with a perfect integrating amplifier, the resistance included in the source limits the bass correction severely at the frequency at which the Q of the head falls to unity. Taking the $\frac{1}{2}$ -henry head in the article and associating it with the probable value of 400 ohms d.c. resistance, the frequency of 3dB loss is 127 c/s and the loss at 50 c/s is over 11 dB. It was this consideration which caused me to reject it as a practical possibility, when considering the problem in 1957. It does not help if the amplifier is inexpensive if the heads have to be of enormously high Q to operate it; the high impedance alternative is more complex, but at least it will work with any head up to an inductance of say one henry, without the risk of leaking electrolytics polarizing the head and, with exact corrections independent of the Q.

The explanation of the failure of Mr. Ridler's curves to show the real loss is that the test tape does not have continuous gliding tone and the number of fixed points is too low to draw conclusions from. The fact that the inevitable rippling in the head's response in the bass region due to the outer gap effect is also not shown must be due to the same cause. The curves for the amplifier and head inductance can be obtained by using, as a signal source, a constant current into a mutual inductance, say one milli henry, and injecting this in series with the head. The added inductance is small compared with the inductance of the head itself and has no effect on the response curve, which should now be flat up to the chosen turnover frequency. In this way it is much easier to see the departure from the strict law, than if a constant voltage input is used.

My second point concerns the bias loop circuit to which Mr. Ridler draws attention in his reference 3. (E.R.E., May, 1957, p. 161) and the essential distinction between that circuit and Mr. Ridler's Fig. 4. In this there is no d.c. resistance included in the first emitter circuit. The omission of this resistance results in an entirely different mode of operation. In this mode the current in the second transistor depends on the base-emitter drop of the first transistor and on the base current of the first transistor, which in turn depends on the alpha gain of the first transistor. As the base-emitter drop of the first transistor is scarcely affected by the battery voltage, there is no term which relates the current in the second transistor to that voltage and the circuit of his Fig. 4 fails when the battery voltage falls since the collector of the second transistor can bottom. In the circuit described in ref. 3 the current in both transistors is practically independent of the base-emitter drops and of the base currents, and is a function of the product of some fixed ratios and the battery voltage. This is due to the swamping of the relatively small collector-emitter voltage of the first transistor, by the drop in the emitter resistance, which may be ten or fifty times as great, and thus will determine the base potential of the second transistor with great precision.

Mr. Ridler is fully justified in claiming the low noise output of his amplifier and it is a pity that such an elegant solution as his Fig. 4 would have been, cannot form the basis of a tape characteristic corrector of the highest class. London, N.W.2. J. SOMERSET MURRAY

The author replies:

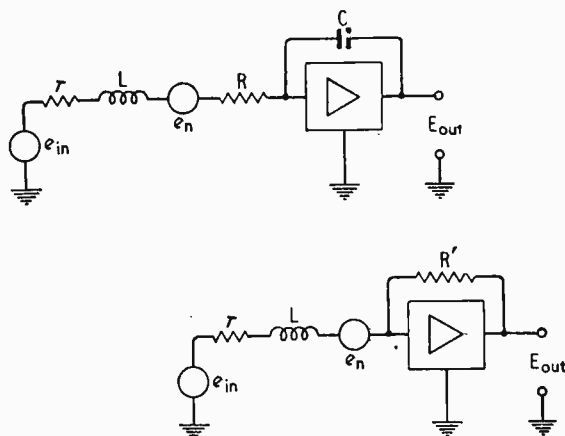
I am afraid that I must still hold to my original contention that the thermal noise in the L-R integrator is lower than in the R-C circuit. The basic equations for the two types are

$$E_{out} = - \frac{1}{RC} \int e_{in} dt \quad (RC)$$

$$E_{out} = - \frac{L}{R^2} \int e_{in} dt \quad (LR)$$

and assuming that the circuits are so adjusted that each

gives the same gain at a particular frequency, they will have identical signal performances. However, considering the input circuits



the equivalent noise voltage

in the R-C case is $e_n = \sqrt{4kT\Delta f(R+r)}$ and

in the L-R case $e_n = \sqrt{4kT\Delta f r}$

neglecting in each case the input impedance of the amplifier, which will be very low due to feedback. As R must be larger than the reactance of L at the highest frequency, then the ratio of the signal to noise ratios from this cause will be nearly $\sqrt{R/r}$.

There is also a much more serious effect. Unless the first transistor is fed from nearly the optimum source resistance, the semiconductor noise will be far in excess of the thermal noise in the source resistance. With the R-C circuit, the first transistor sees a resistance R in parallel with a capacitor GC, where G is the gain of the amplifier. The resistive component of this will be much greater than optimum at low frequencies, but improve at higher frequencies. In the L-R case the transistor sees the impedance of the head in parallel with a resistance R/G. This is much lower than the optimum at low frequencies and tends to the correct value at high frequencies. Probably both circuits are equally good in this respect. I am presently engaged in a detailed analysis of the problem.

I see that I have committed a grievous error in not giving particulars of the tape head used, as this has led J. S. M. to a false conclusion. The head is one from a Collaro Tape Transcriptor and has a d.c. resistance of 50 ohms; this, of course, gives an equalization loss of -3dB at 16 c/s. Low-frequency variations in output were observed, but were neglected in the curves as they tended to obscure the main issue in an elementary treatment. I am most grateful to J. S. M. for pointing out the technique of injecting an e.m.f. via a mutual inductance, as this does simplify measurements considerably.

With regard to J. S. M.'s second point, I am afraid that I do not have a copy of his paper on hand as our copy here has gone to the binder, but I am sure that what he says is correct. However, the circuit as described has been functioning for fifteen months, and two versions have been tried using transistors of different characteristics but all other components the same. The range of ambient temperature here is extreme; winter minimum is about 50°F and summer maximum about 110° in the house. Another 15° could probably be added for the additional rise inside the apparatus cabinet. The same batteries have been used over this period. The drain is only 1.5mA but due to the heat the voltage has fallen from 12V to 8.5V without noticeably affecting the results as judged audibly through a high-quality loudspeaker system. I think that although I have apparently misused J. S. M.'s circuit the results are satisfactory.

Khartoum, Sudan.

PHILIP F. RIDLER.

Physical Society's Exhibition

NEW TECHNIQUES IN ELECTRONICS AND MEASUREMENT

A SLIGHT but nevertheless welcome reversion to its old character was noticed in this year's Physical Society's Exhibition. More of the exhibits seemed to be devoted to the results of research and fewer to the "bread-and-butter" sort of developments. Indeed some techniques were openly admitted to be quite impractical and were only shown because of their interest value. Unfortunately this trend was also accompanied by one of the old troubles of the earlier exhibitions—lack of space between the stands for visitors to circulate freely and see things in comfort (either that, or too many tickets were issued). There is a great need for improvement here. In the following pages we have made a selection of items which we think will be of particular interest to our readers.

MASERS rely for their operation on the release of energy stored in molecules elevated to a higher-than-normal energy level. In the three-level paramagnetic maser, shown by the Royal Radar Establishment, molecules of a paramagnetic substance placed in a magnetic field are elevated from the first energy state to

the third by the absorption of a locally generated "pump" signal (which is higher in frequency than the signal input).


The energized molecules return naturally to the first level in a time known as the relaxation time. The random emission of the corresponding frequency is not wanted and, as

the relaxation time falls rapidly with increasing temperature, the maser cavity and crystal must be kept very cool: this is achieved by boiling-off a liquefied gas round the cavity.

A 3-cm signal is applied to the resonant cavity (which has modes at both signal and pump frequencies) via a coaxial cable. The incoming signal "triggers-off" the relaxation process in proportion to its strength, molecules returning to a lower state and emitting radiation at the signal frequency. The amplified signal is carried back up the coaxial cable and separated from the incoming signal by a directional coupler.


Originally, masers were operated at liquid helium temperatures—in the region of 1.5°K. However, recent work at R.R.E. has established that the rate of decrease of relaxation time with increase of temperature is much smaller for ruby than for some of the other substances used and practical masers operating at about 60°K have been produced. This has the enormous advantage that these temperatures can be reached by boiling-off liquid oxygen which is far more readily available and much cheaper than helium. A large step along the path towards making the solid-state maser a practical device has thus been taken, and already useful gains together with usable bandwidths have been achieved at both 10 and 3 cm.

Instead of using a pump signal to elevate the energy state of molecules, the ammonia maser (built by Glass Developments, Ltd, for the Signals Research and Development Establishment, Christchurch) sorts, so to speak, the sheep from the goats by means of an electrostatic field. In this device a "jet" of ammonia gas (about 2 c.c. per day!) enters a vertical "tunnel" formed by eight wires alternately at earth potential and 20kV. This strong non-uniform field affects the molecules having a low energy far more than those in a higher state: these latter pass down the tunnel and into a cavity resonant at the frequency corresponding to the radiation emitted when they drop back to the lower state (about 23.87013 kMc/s). The "goats" or low energy molecules, are deflected



Above: S.E.R.L. parametric amplifier. Silicon diode is in centre of cavity (shown open) on polystyrene insulator. Pump and signal power is introduced via probes seen in side walls of cavity.

Left: Three-level paramagnetic maser assembly for insertion in cryostat. Cavity containing maser crystal is located at bottom of pump waveguide and signal cable (both enter at top): pipes at top are used for cooling. (Royal Radar Establishment).



Klystron grids made by E.M.I. process mounted on microscope slide. Note very small area of grid presented normal to electron beam.

by the electrostatic field and are condensed on a cylinder which is cooled by liquid nitrogen and encloses the wires.

This maser is inherently a narrow-band device and is likely to have greater application as a frequency standard of extremely high purity and stability (possibly 1 part in 10^{10}) than as an amplifier. How narrow this bandwidth is can be judged from the fact that the cavity was machined to within 1/10 "thou" and then its temperature was controlled to about $\pm 2^\circ\text{C}$, adjustment of this being used for fine tuning.

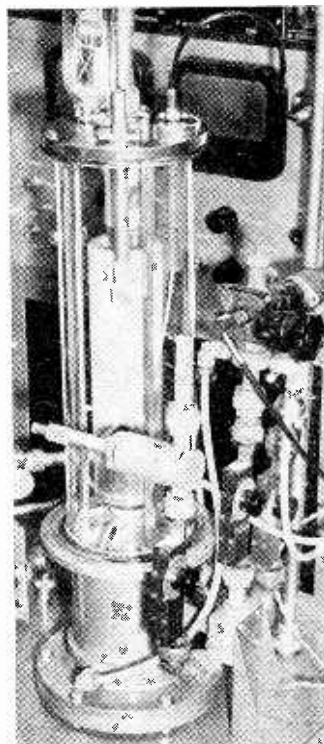
Parametric Amplifiers offer, like masers, some very attractive features; but they are likely to be of use at rather lower frequencies, probably in the region where specialized microwave valves take over from the conventional types. It can be shown that if the tuning of a circuit (i.e. one of the parameters L or C) is altered at twice the frequency to which the circuit is tuned (again this is called "pumping") the circuit will exhibit negative resistance provided that the relative phase of signal and pump frequency is correct. This is an onerous requirement so the signal is placed deliberately off-frequency by a small amount: the device will amplify and attenuate alternately as the phase relationship varies, so that the amplified output obtained is modulated at the frequency corresponding to the beat between twice the signal frequency and the pump frequency. Sometimes it is necessary to add a third tuned circuit (known as the "idler") resonant to this; but the Q of the signal frequency circuit may be low enough to include this frequency within its pass-band. This type of amplifier is known as a three-frequency amplifier and it can exhibit a useful bandwidth. As

the amplified output depends upon the power supplied by the pump circuit, increasing the pump power increases the gain—eventually oscillation results.

In the three-frequency amplifier shown by the Services Electronics Research Laboratory, Baldock, the parameter varied was "C"—the variable element comprised a small, back-biased, silicon junction diode mounted in the centre of a cavity resonant (in different modes) to pump (1500 Mc/s), idler (972 Mc/s) and signal (528 Mc/s) frequencies. The pump power applied was about 80mW: this realised a gain of 30dB and a bandwidth of 2.5Mc/s, and 25 to 30dB was quoted as being the maximum usable gain at the present stage of development, as stability is difficult to maintain at higher gains.

Microwave Valves.—Broad-band voltage-tuned O-type backward-wave/oscillators—that is oscillators in which the electrons interact with an r.f. wave travelling with a similar velocity but in the opposite direction, and in which a magnetic field is used only for focusing the electron beam—are now available from several manufacturers. Two shown by Standard Telephones and Cables obtain suitable r.f. waves travelling much slower than in free space by using a set of interlinking hairpins as a slow-wave structure rather than the more usual interdigital line. The hairpin line has the higher impedance, and this, as well as the fact that the electron beam can completely interlink its open structure, makes the interaction considerably more efficient.

Klystron Grids have in the past been made from round wires formed into a mesh: this provides a poor hole-to-wire-ratio and reduces efficiency. E.M.I. Electronics, Ltd had on show some klystron grids made by a pro-



Glass Development's ammonia maser. Resonant cavity is in base, wire "tunnel" forming non-uniform electrostatic field for molecule separation is inside cylinder.

cess which gives an extremely thin section to parts of the grid at right-angles to the electron beam. Aluminium wires are given a thin coating of copper and packed into a copper tube which is then sintered to join all the copper coatings together and to the tube. The whole is "sliced" and the aluminium dissolved out, leaving a grid with very thin "inter-cell" walls.

Microwave Components.—A four-way switch shown by the G.E.C. Research Laboratories used a gaseous discharge plasma initiated by short d.c. pulses to bridge the gaps between the inners of the input and alternative output coaxial lines. R.f. propagation is sustained for several hundred microseconds until the free electron density in the discharge decays below a certain critical value dependent on the transmitted frequency. The rate of decay of the electron density can be varied by changing the gas material and pressure, and its initial value changed by altering the input pulse power. Since the electrons rapidly lose their energy to the positive ions and neutral atoms little noise is produced. This type of switch has

been found to be usable from 600 to 4,000Mc/s.

Propagation Test Equipment.—

Elliott Brothers (London), Ltd were showing propagation test equipment (which could also be used as a 24-channel telephone or multi-channel data link with a minimum of modification) for the 7.5kMc/s band. This equipment comprises a self-contained transmitter and receiver unit fitted in a cylindrical, weather-proof trunnion-mounted case with the aerial "dish" mounted at one end, the feeder and radiator (Cutler-type twin-slotted cavity) projecting through the end of the cylinder into the middle of the dish. One unusual feature is that the same klystron (1.2W output) is used for transmission and reception, the signals received being separated from the transmission by a wide-band ferrite isolator with a 46dB "reverse" loss. This, of course, necessitates that the incoming signals (from a similar unit) are frequency-displaced by the i.f. (70Mc/s) and automatically ensures that the remote unit is tuned to the transmission from the other. To avoid any chance of adjacent-channel interference a filter (rejection 50dB) consisting of three tunable cavities in the H_{011} , $\gamma/4$ and H_{012} modes is fitted between the balanced mixer and isolator. The whole unit can be tracked in azimuth, elevation and height from a remote point and a full complement of test equipment is built into the waveguide assembly, direct readings of received and transmitted power, etc., being obtained with a display unit fed from the balanced mixer and a thermistor fitted in the waveguide.

Filter Crystals often exhibit undesired modes outside the required response. This makes it difficult to secure satisfactory rejection over a wide band, typical responses for crystal filters having points outside the passband where rejection falls to only about 17dB. Some results of work on this problem at the G.E.C. Research Laboratories were on show, the improved crystals having out-of-band peaks about 25dB down on the main response and of negligibly small amplitude compared with the rest of the out-of-band response. This is achieved by restricting oscillation of the crystal to the main mode by bevelling the edges and using only small-area contacts. Satisfactory results in crystals for frequencies between 1 and 10Mc/s have been produced by this procedure.

Micro-measurement Technique.—The measurement with an accuracy

of $\pm 1\%$ of a change of 1.0×10^{-7} cm seems formidable enough without making the operation far more difficult by having to do it at temperatures near absolute zero; but this is the problem presented by the measurement of coefficients of expansion of small samples at liquid helium temperatures. An apparatus for doing this has been developed at the Royal Radar Establishment and was shown on the Ministry of Supply stand.

The sample (about 1cm long) and a reference are placed in a brass "pot", so that both the sample and the reference each produce a capacitance of the order of 10pF to a common electrode mounted on the top plate. A bifilar-wound transformer secondary and these capacitances make up a bridge circuit and the energizing supply (derived from a 100kc/s transistor oscillator) develops about 40V across the bifilar winding. The balance detector (a transistor amplifier feeding headphones or a visual indicator) is connected to the common plate of the capacitors and the bridge is balanced by introducing a further signal, which is adjustable in amplitude and phase, to the centre tap of the transformer. By itself, the sensitivity of the bridge to a small unbalance condition is hardly sufficient—to improve this a high-Q coil tuned to 100kc/s is connected across the output to the null detector. When the temperature has been changed by a small amount, say 1°C, and the bridge has been rebalanced, the relative coefficient of expansion of the reference and sample is obtained.

The sensitivity is such that light pressure applied from a pencil on the top plate of the "pot" causes a large unbalance indication due to distortion of the half-inch-thick pot walls; likewise the expansion caused by breathing momentarily on the pot whilst it is at room temperature gives a clear out-of-balance indication.

Bridges.—A small (1-inch) c.r.t. indicates the phase and amplitude balance in the Cossor LCR bridge Model 1446. The 2-kc/s input signal is fed to the X-plates and the error signal from the Wheatstone bridge to the Y-plates via a high-gain differential amplifier. Balance is thus indicated when the trace is a horizontal straight line. Resistance is measured using d.c. (central spot for balance) so that the resistance of an inductor can be determined.

Impedance comparators containing two resistive arms of a bridge and a high-gain amplifier feeding a detector were shown by Griffin & George

and Dawe. In the Dawe Type 304 an internal 1,000-c/s oscillator is provided, and both phases and amplitudes can be compared on a meter. In the compact Griffin & George "Panmetron" the a.c. input is derived from the mains, and a rectangular tuning indicator shows balance at maximum shadow.

Wayne Kerr showed that transformer bridges can be wound with sufficient accuracy to make absolute measurements accurate to within 0.01% and comparisons to within 0.001%. The impedance looking into this type of bridge can be made less than 10^{-5} of the impedance to be measured. As the velocity of light is now known to better than 1 part in 10^6 and linear dimensions can be measured to a similar order of accuracy, a standard capacitance of about 10pF can easily be constructed to an accuracy of 0.01%. Other standards of different sizes can then be obtained using such accurate transformers.

The Griffin-Raleigh Elution Bridge (Griffin and George) is notable for its extreme simplicity of operation. This bridge, used for determination of the end of a washing operation to remove ionically-dissociated solutions, consists of two conductivity cells connected in a Wheatstone bridge circuit and a transistor-amplified balance detector. The influent runs through one cell and the effluent through the other, the bridge being balanced initially in the absence of the material to be washed. This procedure eliminates errors due to temperature, carbon-dioxide absorption and cell differences. When the material is introduced the conductivity of the effluent cell increases, so unbalancing the bridge which returns to balance when the concentration of ionized material in the effluent has fallen to the value that it had when the bridge was first balanced. As one of the conductivity cells is a standard the bridge can be used also for the direct calibration of other cells and for the determination of the resistivity of solutions. It is mains operated and low-voltage a.c. is used to energize the bridge circuit.

Digital Meters.—A sufficient number of these were already on show last year to illustrate most of the common general methods in use (see *Wireless World*, May 1958, p. 222). One simple new system was seen this year however in the Nash and Thompson prototype digital ohmmeter. Here measurements are made using an a.c. bridge whose off-balance
(Continued on page 129)

voltage is amplified and used to drive a 2-phase motor. The motor drives a helical potentiometer forming one arm of the bridge. As the bridge passes through balance, 180° phase shift occurs in the off-balance output and the motor reverses and comes to rest. The time taken to travel the full 3 decades of the motor driven counter is approximately 10 seconds, and the input impedance is about 1,000Ω/V.

Analogue-to-Digital Converters.—

Mechanical "digitizers" for converting shaft rotations into coded pulse output signals are usually commutator-type devices with wiping contacts or photocells for sensing purposes. G.E.C. have introduced an entirely new system which depends on electromagnetic induction. It is basically a transformer with a single energizing winding and a number of secondary windings corresponding to the number of digits. The rotating part is cup-shaped and contains a magnetic element which provides the coupling between the energizing winding and the various digit windings (which are arranged to conform to some code). A typical energizing voltage is 10V r.m.s. at 20kc/s, giving an output of 1.5V r.m.s.

An entirely electronic analogue/digital converter shown by Mullard samples an input analogue voltage in the range 0-10V and gives a binary output of 10 bits either serially or in parallel. Using transistors throughout, it is based on ten bi-stable circuits which are switched either "on" or "off" according to a comparison process which balances the current produced by the input voltage through a resistor with currents switched by the bi-stable circuits through graded resistors from a 10-volt source. The bi-stable circuits are triggered in sequence at a rate of 12kc/s so the sampling period for a 10-digit output is less than 1 millisecond.

Digital Storage Systems.—The principle of the superconductive storage element, based on a property of metals at very low temperatures, has already been explained in *Wireless World* (July, 1957, p. 326). A particular embodiment of this principle was described in the January, 1958, issue (p. 32), in which circulating currents are magnetically induced in a superconductive sheet by a drive conductor, the direction of circulation signifying whether a "1" or a "0" is stored. The Royal Radar Establishment demonstrated this idea, using three elements made from evaporated films of tin on a mica base

with drive and pick-up conductors, the whole being held at a temperature of about 3.7°K in a flask of liquid helium. Pulses of 50mμsec duration were written in, and read out when required, through special transmission lines with Constantan inners to reduce the thermal conductivity.

An unusual type of static storage system capable of giving a serial pulse output was shown by Elliott. It is based on both magnetic recording and magnetostriction principles. Information is stored permanently as a pattern of remanent magnetism along the length of a nickel-iron wire. It is read out by passing a single current pulse through the wire. The magnetic field of this pulse interacts with the static magnetic pattern and causes magnetostrictive action, which creates an acoustic wave train corresponding to the stored pattern of information. This train travels along the wire and is converted into a serial pulse output by a pick-up coil, as in normal magnetostriction delay-line stores. The reading-out process does not destroy the stored information, which can be used over and over again.


Ericsson demonstrated the principle of the "twistor" magnetic storage system already described in the January, 1958, issue (p. 32) and February, 1959, issue (p. 80). Information was written into a 4×4 mat-

rix store by coincidence of currents through columns of coils (100mA) and currents through the twisted magnetic wires (200mA). A p.r.f. of 500kc/s was used, with transistor writing and reading circuits.

A new kind of square-loop ferrite store, shown by Mullard, is intended for computer speeds up to ten times faster than are possible with the existing types of magnetic matrix stores. It achieves the higher speed of operation by not switching the cores into their full states of saturation. Two ferrite cores are required for each digit stored. They are switched in opposite directions of magnetisation by a wire carrying the input digit pulse and, coincidentally, in the same direction by a read/write drive wire. Thus, one core is magnetized more than the other—which one depending on whether a "1" or a "0" is stored. The output wire threading the two cores combines their outputs in series opposition (corresponding to the input wire). When the read/write drive wire is energized to "read", the differing magnetic flux changes in the two cores induce a combined current pulse in the output wire, and the direction of this depends on whether a "1" or a "0" was stored.


Very Low-Frequency Generators.—

A popular circuit, which provides frequencies as low as 1 cycle in 10⁴ seconds in the Solartron JO 744 for



Cossor LCR bridge model 1446.

G.E.C. induction digitizer.



Superconductive store in cooling flasks (R.R.E.).

example, uses two integrator stages and overall feedback with 180° phase shift. This can be regarded as providing the sine-wave solution of the differential equation $d^2y/dt^2 = -y$. This method conveniently provides outputs from the two integrators whose phases differ by 90° . In the Solartron oscillator the effective input impedance of the integrators is multiplied by 1,000 times up to $1000M\Omega$ by feeding them from a 1000-to-1 ratio potential divider. This keeps the integrator capacitors to reasonable values, but even so leakage across these capacitors and the integrator amplifiers themselves results in damping being effectively applied in the circuit. A gradual reduction in the output level is however avoided by sampling it at its peak value and using current feedback to keep this peak value constant.

Low frequencies are obtained by a different method in the Servomex Transfer Function Analyser Type TFA46. A plane loop of wire is rotated at the required modulating low frequency ($\omega_m/2\pi$ say) in a magnetic field which is alternating at a much higher carrier frequency ($\omega_c/2\pi$ say). If B_{\max} is the maximum flux linking the loop, then at any time t the flux linking it can be expressed as $B_{\max} \sin\omega_c t \sin\omega_m t$. The e.m.f. induced by the changing flux linkage is the differential of this quantity, i.e. $B_{\max} \omega_c \cos\omega_c t \sin\omega_m t + B_{\max} \omega_m \sin\omega_c t \cos\omega_m t$. The second term causes the amplitude to vary with the modulating frequency. It represents effects due to the flux linkage changing at the modulating frequency, and is as might be expected negligible when the modulat-

ing frequency is very much lower than the carrier frequency ($\omega_m \ll \omega_c$). The loop output is then equal to $B_{\max} \omega_c \cos\omega_c t \sin\omega_m t$ and the low-frequency modulation term $\sin\omega_m t$ can be obtained by demodulating the carrier frequency. Simple avoidance of the use of a carrier frequency by rotating the loop in a fixed magnetic field at the required low frequency would not be nearly so effective since the output would vary with frequency and also be very low at very low frequencies. Direct modulation of a valve-generated high-frequency signal by means of a motor-driven capacitor is used in the Airmec Type 257 to provide (after demodulation) frequencies from 0.03 to 30c/s. A second set of stator vanes on the capacitor can be manually rotated to provide a second output with a continuously adjustable phase difference from the first. These last two methods have a number of advantages. First, the output frequency can be varied by changing the motor speed without any delay due to long time constants, and its level can also be set quickly and accurately simply by varying the carrier level. Secondly, the purity and level stability of the output are independent of frequency. Finally, the output frequency is readily measured from the motor frequency.

Audio-frequency Oscillators.—A Wien bridge which is balanced by the addition of two extra resistive arms (one of which is an amplitude-stabilizing thermistor) and which is fed from a push-pull transistor amplifier is used in the Dawe Type 421 to avoid the low input impedance and changing output phase-

shift difficulties normally associated with transistors. A standard Wien bridge oscillator using valves is an addition to the range of Mullard educational constructional circuits.


A parallel-T network is used to control feedback in the Muirhead D-888-A analyser-oscillator to provide either narrow-band amplification with an equivalent Q of at least 70 or, with additional feedback, oscillation at frequencies beyond the audio region up to 650kc/s.

Ultrasonics.—Two new metal-testing sets were shown covering the range 1 to 10Mc/s, this latter high frequency being preferable for the examination of materials with a tight-knit grain structure, such as austenitic steels. The idea behind this is to use a shorter, higher-powered pulse (consequently the higher frequency so that a reasonable number of cycles form the pulse) to give higher definition, so making clearer the difference between the grain structure "grass" and the echoes due to faults in the material: smaller faults, too, are detectable. The Ultrasonoscope MkII flaw detector provides a non-linear amplifier facility so that this "grass" may be compressed in amplitude.

Kelvin Hughes, in their Mk. 5 set, provide two gated amplifiers whose outputs are displayed on much-brightened portions of the timebase. This, it is said, eases the problem of locating "dangerous echoes" in production testing, by setting the gates so that only the points where faults could be the cause of failures in the object being tested are displayed at full brightness.

A rather amusing demonstration of the potentialities of barium titanate transducers was given on the stand of Sir Howard Grubb, Parsons and Co., Ltd. This took the form of a small transducer propagating a 1.6-Mc/s particle vibration in air and a receiver whose output was mixed with the transmitted frequency and fed to an a.f. amplifier and loud-speaker. Relative movement of the transmitter and receiver resulted in a doppler "burp" from the loud-speaker. This work, of course, has a serious application: it forms part of a research programme with a view to improving "sonic" gas analysers by raising the frequency used from 3 or 4kc/s possibly into the megacycle region.

Short-Pulse Generators.—A secondary-emission pentode is used to generate pulses with a rise time of less than $15m\mu\text{sec}$ in the Wayne Kerr Type P131. The pentode is




U.K. Atomic Energy transistor sampling oscilloscope displaying a pulse a few millimicroseconds wide. The sampling pulse generator and sampling circuit are housed externally to the oscilloscope in a probe attached to the avalanche input pulse source to avoid using cable to carry very short pulses.

normally cut-off, but on triggering with a positive input pulse it conducts, and a negative pulse is sent from the anode down a short-circuited delay line, this negative pulse being also fed back to the cathode. This positive feedback to the cathode results in a cumulative process, since owing to the secondary emission the anode current is several times the cathode current. The secondary emission also results in the secondary-emission electrode (dynode) losing electrons, and so its potential rises and provides the leading edge of the output pulse. At a time determined by the line constants the negative pulse from the anode is reflected from the short-circuited end with its phase reversed. When this positive pulse is received back at the anode, the feedback to the cathode cuts off the pentode and the dynode potential immediately falls, terminating the output pulse. Owing to stray capacitances this fall would normally be rather slow. These strays are however discharged by using the positive reflected pulse to switch on a normally cut-off ordinary pentode connected between dynode and cathode. The resulting output pulse fall time is less than 20m μ sec.

Medical Electronics.—A mechanical scanning and recording machine for displaying pictorially the distribution of radioactivity in human organs (introduced deliberately by radioactive isotope techniques) was demonstrated by Hammersmith Hospital Department of Physics. The patient himself is moved on a floating-top couch in a scanning raster under a stationary radiation detector. The output from the detector is fed to a ratemeter and a recording meter which is fixed to the moving couch. According to the rate of count the meter deflection causes printing ribbons of different colours to move under a printing stylus, which makes dots through them on to a fixed sheet of paper. The result is an even array of dots covering an area equal to the area of patient scanned. The regions giving a count rate within certain limits come out in the same colour, rather like height contours on a map.

Bristol University Department of Anaesthetics had an electroencephalographic display system, based on a standard c.r.o., which gave inherent rhythm and phase information like the Grey Walter toposcope but by using a television type of timebase instead of the rotating p.p.i. kind. A 10-second frame timebase is used, with a line-time-



Printing mechanism and control gear of the Hammersmith Hospital body radiation scanning machine.

base period depending on the frequency component of the brain wave under investigation. The output of the e.e.g. amplifier modulates the brightness of the tube spot, and the display (on a long-persistence screen) appears as vertical bands of light and dark.

Oscilloscopes.—A response from d.c. to 60Mc/s (3dB down) with a calibrated maximum sensitivity of 50mV/cm can be achieved in the new Cossor Model 1076 using the 1078 plug-in Y pre-amplifier. Twenty-four calibrated timebase speeds from 0.02 μ sec/cm to 5sec/cm are available, and a 200Mc/s ($\pm 2\%$) oscillator provides intensity modulation dots for the measurement of pulse rise-times. A trigger level control is one of the facilities in the 1070 plug-in trigger unit. Other plug-in units, including, for example a differential Y pre-amplifier, are being developed for this oscilloscope.

Infinite persistence storage oscilloscopes for viewing "once in a lifetime" phenomena, using a tube similar to that described in our review of last year's Physical Society Exhibition (May 1958, p. 221), have previously been shown by Cawkell and are now also made by Solartron. Facilities available in the new Solartron QD 910 include a triggered timebase with 49 alternative speeds from 1 μ sec/cm to 10 sec/cm and two identical Y-amplifiers with responses from d.c. to 1Mc/s (3dB down) and single or differential inputs.

A sampling principle for viewing repetitive waveforms is used to give an effective response from d.c. to

300Mc/s (3dB down), using transistors except only in the final c.r.t. plate driving stages, in an oscilloscope shown by the U.K. Atomic Energy Authority. The maximum sensitivity is 200mV/cm and the equivalent input noise 100mV. The input impedance is as high as 1pF in parallel with 0.25M Ω . Signals with p.r.f.'s from 100c/s to 10kc/s can be observed, and from 40 to 320 samples taken.

The principle consists in using a very short pulse to sample a small portion of each input pulse, the samples being taken at a time delay from the beginning of the input pulse which is increased slightly between successive input pulses. Thus the sampling pulse gradually progresses through the input pulse and builds up a picture of it in the process. The sampled pulse can be amplified throughout the period between input pulses so that only a comparatively poor response is needed for this amplifier. Moreover, if each sampled pulse is referred to the same zero potential, the sampled pulse amplifier need not even respond to d.c. Since the period between input pulses in which the sampled pulse is amplified and fed to the c.r.t. is "most of the time", this period is nearly independent of the input p.r.f., and so the brightness also is unaffected by the input p.r.f.

The equivalent rise time is equal to the width of the sampling pulse. The very narrow sampling pulses thus required to obtain a short rise time are obtained by avalanche operation of a transistor. In such operation the transistor emitter current is

initially cut off by making the base positive with respect to the emitter. Its collector is connected to a negative potential of several hundred volts through a high resistance so as to draw a current of several hundred microamperes, the collector taking up a potential of about $-50V$. If now the base potential is allowed to fall to that of the emitter, cumulative electron multiplication occurs in the transistor and the collector potential very rapidly rises to that of the emitter. By differentiating this rise, a very short pulse of several hundred milliamperes into a few tens of ohms can be obtained. By selecting ordinary $10Mc/s$ OC44 transistors, pulses as short as 1 to $2m\mu sec$ can be obtained in this way. Sampling is carried out in the oscilloscope by feeding the avalanche pulse to the base of a $50Mc/s$ SB100 (this is the only high-frequency transistor required) and the input pulse to its emitter. The difference between these two pulses then appears on the collector. Most of the noise is produced in this sampling process and in the avalanche sampling pulse itself.

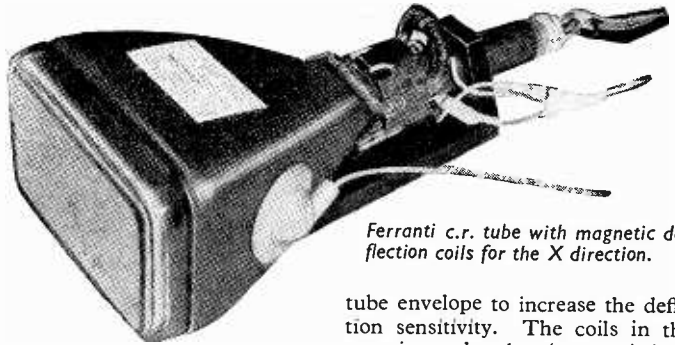
Amplitude Distribution Measurement.

—A sampling technique was also used in an instrument shown by Plessey. The input waveform is fed to one plate of a special type of c.r.t. and the sawtooth sampling waveform (which has a much lower frequency) to the opposite plate. A thin wire parallel to these plates replaces the usual screen. For a fixed sampling voltage, only a certain voltage on the input waveform will deflect the beam so as to strike the thin wire. The current thus produced will be proportional to the length of time during which this input voltage occurs. As the sampling voltage gradually changes, the current in the wire thus gives the lengths of time during which the various voltages present in the input occur.

C.R.O. Tubes.—Development in this field is aimed at the twin requirements of higher deflection sensitivity and increased trace brightness (especially with high-speed writing). Unfortunately these two requirements often conflict. The use of post-deflection acceleration to increase the brightness, for example, tends to reduce the deflection sensitivity and distort the trace. If the deflection plates are brought very close together to increase their effect on the beam, the anode aperture has to be made proportionately smaller so that the beam electron density, and hence the brightness, is reduced. An interesting method of

tackling these problems was demonstrated on the G.E.C. Research Laboratories stand in the shape of an experimental tube with "field-enhanced luminescence." In this the beam traverses a field-free region between the deflection plates and the fluorescent screen. The electron tracks are therefore not affected after the deflection plates. To obtain the necessary brightness an electrostatic field of about $1500V$ is applied across the thickness of the screen. This accelerates the electrons through the phosphor and gives a bright trace—but whether it is the primary electrons or secondary electrons produced at the aluminium backing layer of the screen that are being accelerated is not certain. Actually the backing layer is at earth potential and the front of the phosphor has the $+1500V$ applied to it. The final anode of the tube is also at earth potential (giving the field-free region) so the cathode has to be negative with respect to it (actually $-2kV$).

Another interesting development connected with deflection sensitivity was the use of magnetic instead of electrostatic deflection. This eliminates the need for high deflection voltages and allows transistors to be used for driving purposes. As an example Ferranti showed a small tube with a $5\frac{1}{2}$ -in \times $3\frac{1}{2}$ -in screen on which magnetic deflection coils were used for X deflection and electrostatic plates for Y deflection. Because there is only one set of plates inside the tube it has been possible to make the anode aperture larger and so increase the spot brightness. Moreover, the tube length is reduced. The coils, of course, are wound to suit the driving circuits and can be resonated to give over-scanning by a large amplitude sine wave (so that the visible part of the scan is produced by the comparatively linear section of the wave). G.E.C. Research Laboratories went further than this by making both X and Y deflection magnetic, and building the coils actually *inside* the



Ferranti c.r. tube with magnetic deflection coils for the X direction.

tube envelope to increase the deflection sensitivity. The coils in their experimental tube (two pairs) are arranged sequentially like electrostatic deflection plates and measure about $3cm \times 1cm$, with inductances of about $20\mu H$. The deflection sensitivity is $1mA$ per millimetre in both directions.

Scan Magnification.—A means for increasing the spot movement produced by a c.r.t. magnetic-deflection system without increasing the power input to the coils has been developed by Mullard, Ltd. The basic principle of this involves passing the electron beam through a magnetic diverging lens after deflection; but this is not so simple as it seems, for two reasons. The spot will increase in size and become distorted, due to divergence of the beam itself, and there is difficulty in producing a magnetic lens of the required form. The solution adopted is to use a system of quadrupoles, which are "lenses" having a diverging effect in one direction and a converging effect at 90° to this (x and y deflections, say). One quadrupole is placed between the scanning coils and the c.r.t. screen: this will cause a movement of the beam in the x direction to increase and also mis-shape the spot. In the converging, or y, direction the deflection would be reduced; to obtain an increase in this direction the beam has to enter the lens in such a way that a focus is formed *inside* the lens; then divergence of the emergent beam is effected and the quadrupole magnifies (although to a lesser degree than in the x axis). Thus the beam entering the magnifying quadrupole must have different x and y foci and be shaped in such a way that the ellipticity introduced by the magnification process exerts a correcting rather than a distorting influence. This beam requirement is met by employing two more quadrupoles, with their axes crossed at 90° , as the focusing system. The demonstration on the Mullard stand showed the potentialities of this system very well—the image on the scan-magnified display filled the tube

and the conventional display was rather less than half-an-inch across. Some increase in spot size (about 5 times) does occur; but with modern c.r.t.s this should not prove an insurmountable problem; the quadrupoles, too, have the advantage of being of fairly simple construction—small bar magnets and simple pole pieces are used.

Electroluminescence, already well established for illuminated signs and notices, is now being developed for more complex indicators. Thorn, for example, were showing a new type of digital indicator for displaying the numerals 0 to 9 on a single flat plate (which could be viewed from very oblique angles). The numerals are built up by activating various combinations of electrodes on the back of the electroluminescent layer, the front electrode being continuous over the whole surface. A coding matrix, formed by a printed circuit with pellets of non-linear resistance material, selects the right combination of back electrodes to construct a particular numeral when the activating voltage is applied to the appropriate one of ten input wires. About 500V a.c. is required for activation, with a current of 0.5mA.

Also demonstrated by Thorn was a crude but nevertheless interesting attempt at achieving scanning over a series of electroluminescent elements (with perhaps the eventual aim of television picture presentation). A row of electroluminescent and photoconductive elements were linked

Image Intensifiers.—The principle of electroluminescence (see above) was used in an X-ray image intensifier demonstrated by Thorn in association with the Physics Department of King's College Hospital. It consists of an electroluminescent layer and a photoconductive layer separated by an optically opaque but electrically conducting material. An alternating voltage of about 1,000V, 50c/s, is applied across the whole "sandwich". X-ray radiation falling on the photoconductor causes it to conduct in proportion to the intensity. This produces a corresponding pattern of increased voltage across the electroluminescent layer, and light is emitted to form a visual image. The picture is 20-50 times brighter than that obtained from a conventional fluorescent screen.

Brightness amplification can also be obtained by using television techniques, and it is then possible to introduce extra facilities like variable contrast to assist in viewing. English Electric Valve Company showed a 4½-inch image orthicon pick-up tube intended for this purpose.


A more direct method of using the television pick-up tube for image intensification—this time for an electron microscope—was shown by Siemens Edison Swan. The fluorescent screen of the microscope is replaced by a photoconductive type of pick-up tube, the two envelopes being sealed together and evacuated as one. The sensitive screen of the pick-up tube is a layer of amorphous selenium, and the resistivity of this

is modified in a pattern when bombarded on one side by the high-energy electrons from the microscope beam. The other side of the selenium is scanned with 405 lines by the electron beam of the pick-up tube, and a signal corresponding to the electron-microscope image is obtained from a signal plate as in television technique.


Photoelectric Devices.—One of the latest and most efficient devices for converting light into electrical energy is the silicon junction "solar cell." Ferranti were showing examples which gave open-circuit voltages of 500mV for a light intensity of about 1,000 foot-candles, and currents of 20mA per square inch of active area. They are available in various sizes with rectangular and circular shapes and in multiple form. One demonstration showed the ability of these cells to resolve high-frequency pulses of light (above 1Mc/s).

The photomultiplier tube has hitherto been rather a large and clumsy device because of the space required for its electron multiplier structure. This is becoming increasingly less true nowadays. For example, 20th Century Electronics were showing a single-stage tube measuring only 30mm x 6mm. It has a sensitivity comparable with a gas-filled photocell (about 100µA per lumen) and the speed of response of a vacuum photocell.

Semiconductor Devices.—There was evidence of continuing development in power and high-frequency transistors. Silicon transistors are



Above: Mullard scan magnification: both 5-in tube: are operated under identical conditions except that one has scan magnification, the other conventional deflection and focusing. Gain is about 12 times.



Right: Image intensifier tube mounted under the desk top of an electron microscope (Siemens Edison Swan).

together electrically and optically so that the light from one electroluminescent element activated a photoconductor connected in series with the next electroluminescent element. The output voltage from the photoconductor causes the second electroluminescent element to light up and illuminate the next photoconductor, and so on, causing a spot of light to travel down the row. The speed of scanning is severely limited at the moment by the slow response of the photoconductors.

becoming more common and B.T.H. have now entered the field with several diffused-junction development types. These include an h.f. transistor with an alpha cut-off frequency of 30Mc/s and a power type with a collector dissipation of up to 100 watts. Thorn demonstrated the switching of a 300-watt lamp by their GT422 power transistor from a 45-volt supply. G.E.C. had a new h.f. drift transistor, EW69, with a cut-off frequency of 30Mc/s.

Amongst the more specialized semiconductor devices was a p-n-p-n "sandwich" diode structure with a characteristic suitable for bistable switching circuits (see Technical Notebook, October 1957, p. 502, for principle). It has two states of conductivity and is made to switch from one to the other according to the value of the applied voltage. The triggering voltage is 100V and the holding current for the fully conducting state is 50mA at less than 1.5V. Another semiconductor switching device giving two states of conductivity (shown by Plessey) depended on a phenomenon which occurs in germanium at very low temperatures, when the material is virtually an insulator. If a voltage is applied across the germanium the few remaining free current carriers are accelerated until, at a critical field strength, their energy is sufficient to ionize the impurity centres and cause a non-destructive breakdown. The resistance of the germanium then falls from about 10MΩ to 20Ω.

Transistor Tester.—Noise can be measured in the new battery operated Avo Transistor Analyser by comparison with the output from a 1,000c/s stabilized transistor oscillator. By restricting the measurement to noise above 200c/s, spurious hum pick-up is avoided and amplifier interstage coupling made easier. Current gain is measured by comparing the output from the oscillator before and after amplification using a calibrated attenuator and high-gain transistor amplifier.

Barium Titanate Capacitors are difficult and expensive to make in high values—difficult, because barium titanate is very brittle in the form of ceramic sheets, so making it hard to "stack" them without breakage; expensive, because the sintering process is carried out in air, and palladium is the cheapest metal able to withstand the sintering and remain unaffected. In the new Plessey process the barium titanate powder is mixed with a



Avo transistor analyser allowing noise measurement.

plastic binder to form a flexible sheet and the binder is volatilized during the sintering process, leaving the barium titanate dielectric. To overcome the expense associated with palladium they have also developed a process by which a sufficiently high dielectric resistivity may be obtained by sintering in hydrogen, so that nickel can be used for the "plates".

Resistance Wires for use in extremely stable highly accurate resistors are sometimes wound in pairs, the two wires having mutually compensating temperature coefficients and changes of coefficient. Johnson, Matthey have, in their Silver Minalpha wire, carried this technique a stage further by using the compensating alloy as a sheath to Minalpha wire. Minalpha itself (copper-nickel-manganese) has a positive temperature coefficient of about 5 parts in 10⁶ per °C up to 26°C: this then turns negative after reaching a maximum. The silver-alloy sheathing (silver-tin-manganese) exhibits almost the reverse of this characteristic, having a small negative coefficient up to 20°C, going positive above this point, so that, by choosing the optimum proportions of Minalpha to sheath, a resistance wire with built-in compensation from 10°C to 100°C is produced.

Printed Circuits.—A recent development in this field was shown by G. V. Planer, Ltd, being a copper circuit on a glass substrate. The copper is deposited by a direct metalizing process, no "glue" of any type being used. Circuits produced by this method are said to be inert, stable and suitable for high-temperature operation. The examples shown included some inductors built up from double-sided "windings," the copper continuing over the edge of the glass to make contact with the

coil on the other side and the coils on other sections of the stack.

Magnetic Materials.—Comalloy (Murex Ltd. is a cobalt-aluminium-molybdenum material with an energy product of 1.0×10^6 gauss-oersteds, the remanence being 9.7×10^3 gauss. Although the energy product is not as high as that of some "magnetically-hard" materials, this sintered material possesses the valuable characteristic of being machinable before its final heat treatment is applied. In its pre-treatment state the cutting characteristics resemble those of mild steel, and it is said that little distortion occurs during treatment, so that it is usually necessary only to restore the surface finish.

Melting by bombardment with an electron beam was perhaps the most direct application of electronics shown at this year's exhibition. Two demonstrations were given, one by S.E.R.L. (on the National Research Development Corporation's stand) and the other by Associated Electrical Industries. The S.E.R.L. apparatus was being used for zone refining: this was accomplished by encircling the rod of material to be refined with a heated tungsten filament and beaming the emission with two annular plates above and below, and connected to, the filament. The current is controlled by the variation of the filament temperature and e.h.t. and for zone refining either the cathode assembly or the rod can be moved vertically (surface tension of the molten material keeps the rod whole). The temperatures achieved are sufficient to melt tantalum (m.p. 3000°C) and tungsten. A 3/16-in diameter ruthenium (m.p. 2450°C) rod requires a bombarding current of about 100mA at 3.75kV.

Four electron guns consisting of a retractable tungsten filament in a slot in an air-cooled brass block (again connected to the filament) are used in the A.E.I. equipment: these are mounted above the material (e.g., silicon) to be melted and the beams are focused and deflected on to the material by electromagnets. 5kV is applied to the guns and silicon crystal-pulling can be achieved with an input power of about 1kW (rough comparison: 4kW for r.f. and silica crucible method). The container is, of course, continuously evacuated, a pressure of at least 1.0×10^{-6} mm mercury being necessary. Silicon crystals produced by this process are extremely pure as the molten material is not in contact with any contaminating substance (e.g. silica) and most of the other impurities are volatilized.

RELATIVITY

By "CATHODE RAY"

2. Throwing Weight Around

There was a young lady named Bright
Who travelled much faster than light.
She started one day
In a relative way,
And came back the previous night.

Traditional

THE difficulty about relativity is not so much that it is complicated as that it upsets things we had come to regard as absolutely basic, such as length and time. It is as if we were suddenly asked to accept that two and two make three. Perhaps an arithmetic of that kind would be no more complicated and difficult than the one we know, but it would mean we would have to think hard about every step instead of reeling it off from memory.

As we saw last month, Einstein's Special Theory of Relativity follows naturally from two simple facts, but the results are startling.

The facts are:

- (1) The speed of light in empty space, denoted by c , is always the same.
- (2) Nothing has been found in the whole universe which can be shown to be fixed* and thereby entitled to a better claim than anywhere else as a reference point for measurement.

We drew a graph of time against length or distance (that is to say, space in one dimension) as reckoned from one viewpoint (ours) and then plotted on it the varying position with time of another viewpoint travelling at a uniform speed relative to us (Fig. 1). We also plotted on the same graph the progress of a beam of light, showing it travelling at the frequently and accurately measured speed of almost 3×10^8 metres/sec. Our problem was to provide the graph with time and distance scales applicable to the other viewpoint, such that according to them too the speed of light would be 3×10^8 metres/sec., as per Fact No. 1.

We were given the other viewpoint's zero-distance line, because it was our line representing their position relative to us. It then became clear that in order to comply with the requirements we had to abandon the usual assumption that what to the observers at the other viewpoint were a second and a metre must necessarily be the same to us.

Having done that, we had an infinite choice of time and distance scales. For instance, we could have made their metre measure up on our scale as two-thirds of a metre, leaving their time scale the same as ours. But that arrangement would have made our metre look like $1\frac{1}{2}$ metres to them, and in the light of Fact No. 2 such a lack of reciprocity would be anomalous. In other words, since there is no essential distinction between the two view-

points, it would be unaccountable that one of them should find the other's lengths smaller and one should find the other's lengths larger.

We found we could avoid this anomaly by making the other people's time markings different, when seen from our viewpoint, in the same way as their distances. This, shown in Fig. 2, enabled us to arrive at a formula (part of the celebrated "Lorentz transformation") for converting either's scales of seconds and metres to the other's, the difference being due to each viewpoint travelling steadily

Fig. 1. Simple time/distance graph, showing the progress of a beam of light and of another viewpoint.

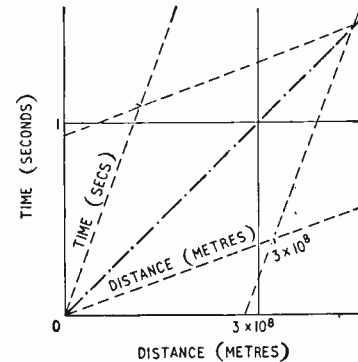
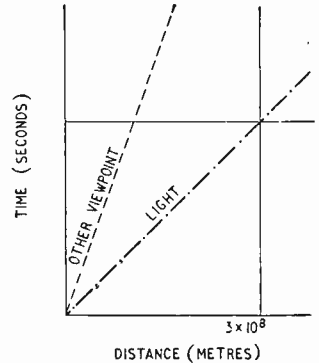


Fig. 2. Development of Fig. 1 to show a pair of time and distance lines (dotted) applicable to the other viewpoint and so arranged as to make the speed of light the same for both viewpoints.

relative to the other at a velocity v . The conversion factor is

$$\sqrt{1 - \frac{v^2}{c^2}}$$

and we see that according to it all lengths (in the direction of motion) and time intervals in a system moving towards or away from any observer measure less to him than to an observer travelling with that system. So a chronometer on a rocket hastening to the moon would, so far as perfect measurements on earth could tell, be running slightly slow, though it would be correct to an observer with equally perfect measuring gear in the rocket.

We also soon see, if we try plotting the conversion factor against v , as in Fig. 3, that it doesn't begin to differ appreciably from 1 until v is far greater than can be achieved (relative to earth) by the fastest

*I omitted to mention last month that following the Michelson-Morley experiment, the null result of which could have been explained by the Lorentz contraction without necessarily abandoning the aether, there was a Kennedy-Thorndike experiment which would have showed the existence of an aether if there had been one—in spite of the Lorentz contraction—and it didn't.

moon rocket, or even by a car on the Preston by-pass. So for most practical purposes relativity doesn't make a ha'porth (or even a microfarthings-worth) of difference. But in modern research certain small particles, such as electrons and mesons, sometimes approach the speed of light quite closely, with remarkable relativistic results. In the limit it would appear that to photons—which are light itself—all distance in empty space is shrunk to nothing, and that what to us are the thousands of million of years light takes to reach us from the far nebulae is to them no time at all! At least we can say that any speed *greater* than *c* is unimaginable and presumably impossible, so we need have no fear of being faced with the situation outlined in the verse about Miss Bright.

What then, we may ask, would happen if a particle travelling at nearly the speed of light were to shoot off a sub-particle at high speed in the same direction? If *v* was the velocity of the particle (relative, say, to us) and *u* the velocity of the projectile relative to the

paper as 1 second vertically, so *c* appears as the diagonal of any square. Therefore

$$\frac{\text{Speed of particle relative to us}}{\text{Speed of light}} = \frac{v}{c} = \frac{AB}{OA} = \frac{x_b}{t_b} = \tan \theta \quad (1)$$

Note that the quantities distance and time are now denoted by *x* and *t* respectively; and *x_b* means the distance from zero, and *t_b* the time after zero, represented by point B—and so on.

Next we measure off along the particle's time and distance scales—the sloping dotted ones—1 second (represented by anywhere on the upper dotted line) and CD, so that

$$\frac{\text{Speed of projectile relative to particle}}{\text{Speed of light}} = \frac{u}{c} = \frac{CD}{OC} \quad (2)$$

It follows that

$$\begin{aligned} \frac{\text{Speed of projectile relative to us}}{\text{Speed of light}} &= \frac{w}{c} = \frac{x_d}{t_d} \\ &= \frac{OC \sin \theta + CD \cos \theta}{OC \cos \theta + CD \sin \theta} \\ &= \frac{OC \sin \theta + OC \frac{u}{c} \cos \theta}{OC \cos \theta + OC \frac{u}{c} \sin \theta} \\ \text{(from (2))} &= \frac{\sin \theta + \frac{u}{c} \cos \theta}{\cos \theta + \frac{u}{c} \sin \theta} \\ &= \frac{\cos \theta \tan \theta + \frac{u}{c} \cos \theta}{\cos \theta + \frac{u}{c} \cos \theta \tan \theta} \\ &= \frac{\tan \theta + \frac{u}{c}}{1 + \frac{u}{c} \tan \theta} \\ &= \frac{\frac{v}{c} + \frac{u}{c}}{1 + \frac{vu}{c^2}} \\ \text{(from (1))} &= \frac{v + u}{1 + \frac{vu}{c^2}} \end{aligned}$$

So if (to go back to the example that started this off)

$$\begin{aligned} v = u &= \frac{3}{4}c, \text{ we find they add up to} \\ w &= \frac{1\frac{1}{2}c}{1 + (\frac{3}{4})^2} = 0.96c \end{aligned}$$

In fact, even if *v* and *u* both go to the limit —*c*—*w* is still no more than *c*. Sounds crazy, of course, but can you find any flaw in the argument?

One can hardly tamper so drastically with all we knew about length, time, and speed, and expect the consequences to go no farther. As the schoolmaster said, you will hear more of this. To go straight to the heart of the matter, consider energy and mass—the basic ingredients of the universe.

When a mass is moving, it has kinetic energy, which we are told at school is equal to $\frac{1}{2}mv^2$. We are also told that energy is conserved; that is, it

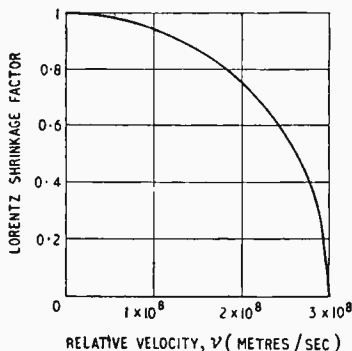


Fig. 3. Distance and time measures on one viewpoint always look less on another travelling at relative velocity *v*, the contraction factor being as plotted here.

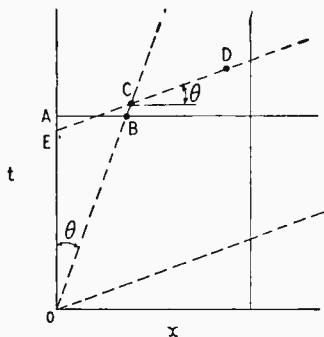


Fig. 4. Diagram for calculating how to combine two velocities which are appreciable in comparison with that of light.

particle, then we would usually reckon that the velocity of the projectile relative to us (*w*) was *v* + *u*. So if *v* was, say $\frac{3}{4}c$, and *u* was also $\frac{3}{4}c$, then *w* would be $1\frac{1}{2}c$, which is impossible.

Any such question would reveal that we were still bound by our two-and-two-make-four habits. Fig. 2 is a reminder that we were successful in using the graphical method to arrive at the Lorentz formula by simple geometry, which seems to me much more convincing and easily visualized than the usual textbook method by algebra, so let us try following it up to discover the correct result of combining two velocities in the same direction.

To save effort let us use our previous diagram with its dotted line (OBC in Fig. 4) to represent our tracking of the particle moving at the rate *v*. Remember, in this diagram the distance 3×10^8 metres is represented by the same length horizontally on the

can't just disappear without trace—it can only change into an equal amount of energy of another kind. Well, even without bringing Einstein into it, that ought to make one think. For we used also to be told that mass is another indestructible quantity. So m in the energy formula was just a constant. But nobody can give an authoritative ruling on how much, in any particular case, v is. Take the earth, for instance. Galileo was threatened with torture if he didn't agree that its v was definitely zero. And certainly, from the point of view of his inquisitors, who were sitting on it, that was true, and its kinetic energy therefore also zero. An astronomer on Mars would observe that its v relative to him was at times very considerable, and he would be glad that the planetary orbits were such that there was no risk of collision, which would demonstrate the earth's kinetic energy in no uncertain fashion. (We would of course take a different view of the catastrophe, blaming the k.e.—and the k.o.!—on Mars.)

So it appears that a body can have a lot of kinetic energy and at the same time none at all, depending on what point one happens to measure its velocity from. Which makes the law of conservation a little less simple than we may have thought. But let that pass.

Consider again the projectile-firing situation, but at such a low speed that Einstein can safely be ignored. Suppose you are cruising along a street in your car and, not liking the face of a man standing in your way, you hurl at it a custard pie of mass m , with a velocity (relative to yourself) v , which, by a curious coincidence, is equal to that of the car relative to the man in the street (Fig. 5). The latter, who happens to be interested in such problems, notes that your action has increased the k.e. that the pie had when it was travelling along with the car ($\frac{1}{2}mv^2$) to $\frac{1}{2}m(2v)^2$; that is to say, you have increased its energy by $1\frac{1}{2}mv^2$. You, on the contrary, are firmly of the opinion that you have imparted a velocity v to a previously stationary and unaggressive pie, thereby increasing its energy by only $\frac{1}{2}mv^2$. So here is another potential cause of friction between you and the man in the street.

I, as an unbiased spectator, am chiefly disturbed by the thought that not only is it impossible to obtain agreement about the *absolute* kinetic energy of a body (which, after all our talk about relativity, was perhaps only to be expected), but that even the k.e. *relative* to what it was before the imparting of a given amount is disputable. *How much energy did you in fact give the pie?* Its impact on the man is four times as devastating as if you had thrown it with equal exertion from a standing car, or three times as much as it had while in the moving car. There is a 3-to-1 discrepancy between different but apparently faultless methods of calculation.

Much to my relief I found on looking into it more closely that although you were correct in supposing that it cost you no more effort to throw your missile from a moving car, and the target was also correct in supposing that the missile from the moving car did four times as much work on his face as one thrown equally hard from a standing car, nevertheless there is no discrepancy. It would spoil the fun to give the solution now; perhaps the Editor might offer a small reward for the best one sent in.

At least we need have no doubts about the correctness of the k.e. formula— $\frac{1}{2}mv^2$. So, m being assumed




Fig. 5. This incident poses some interesting scientific problems.

constant, doubling the velocity quadruples the energy. At normal car and pie-throwing speeds there need be no uncertainty about what is meant by doubling the velocity (relative to a specified origin). But if our car were travelling towards the man in the street at the speed (relative to him) of $\frac{1}{2}c$, and you were to throw the pie at him with the same speed relative to yourself, we have discovered by a chain of inexorable logic that the man sees the pie coming towards him not at the speed c but $0.8c$. According to classical or school dynamics, your giving the pie the same velocity from yourself as you and it already had relative to the specified origin ought to quadruple its energy, whether the velocity in question was 10 m.p.h. or $\frac{1}{2}c$. But $\frac{1}{2}m(0.8v)^2$ is obviously not four times $\frac{1}{2}m(0.5v)^2$ —in point of fact it is 2.56 times.

Here is another apparent discrepancy. But even if you didn't know the catch before I started, I have given so many hints that you oughtn't to have much hesitation in suggesting that it lies in wrongly assuming mass to be constant. There is some excuse for this, when we are brought up on the Law of Conservation of Mass—or at least in my day we were—and anyway one has an intuition that the mass of a thing is something pretty definite, that can't be annihilated or created, least of all just by changing its speed of movement. One would as soon expect an electron to vary its charge as it goes along. Nevertheless mass is actually one of the most difficult things to define satisfactorily. Of course it is mixed up in our minds with weight, and although we know that the weight of a thing depends on where it is (being almost nothing in a distant space ship or in a lift falling freely down its shaft) the fact that weight—other things being equal—is exactly proportional to mass is a strange coincidence, which led Einstein to his General Theory of Relativity.

Another Conservation Law

Don't panic! We're not going to embark on that; we had just reached the point of presuming (correctly) that if the relativity law for adding high speeds was not to land us in serious discrepancies about energy we would have to abandon the idea of constant mass. Without going into the mathematical details one can see that what energy is lost by the final velocity of the pie, being only $0.8c$ instead of c , could be made up if its mass were to increase with velocity.

The actual relationship of mass to velocity is most easily calculated on the basis of another conservation law—that of momentum, which is equal to mass times velocity. What you do is describe the momentum conditions of two elastic bodies before and after they have collided, from two points of view moving relative to one another. That brings in the Lorentz transformation. The whole thing is given in simple algebra by R. C. Tolman in his book

“Relativity, Thermodynamics and Cosmology,” p. 43. Very conveniently, the law for relativistic increase in mass is that the mass (m) at velocity v is equal to the mass at rest (m_0) divided by our old friend the Lorentz shrinkage factor:

$$m = \frac{m_0}{\sqrt{1 - \frac{v^2}{c^2}}}$$

Because m is divided by this factor instead of being multiplied by it, the graph of mass against velocity is Fig. 3 upside down; at speeds not comparable with c it doesn't differ appreciably from m_0 , but ultimately it rises to infinity as the speed reaches c .

Obviously that means that nothing having mass can ever reach, let alone exceed, the speed of light. Photons themselves, which are light (I am still using that word to include all electromagnetic radiation), are the only things that can reach that speed, and they have no rest mass at all—if for no other reason than that they are never at rest! Now zero divided or multiplied by any finite number is still zero, but when the velocity $v = c$ then the Lorentz factor becomes zero, and $0/0$ can be anything. In the particular case of a photon it can be shown by other means that it is equal to hf/c^2 , hf being the “quantum” of energy of the photon, made up of the frequency of its radiation (f) and Planck's constant (h). The photon's energy hf is therefore equal to its mass multiplied by c^2 —a fact we'll return to presently.

We left our pie approaching the face of the man in the street with a velocity $v = 0.8c$. He, poor chap, can take no comfort from the fact that this is less than c , which is what it would have been according to what he had been taught at school, because he (having studied Einstein) knows that so far as he is concerned its energy is just as great as he had feared, owing to its increase in mass. So he wisely takes evasive action by retreating with velocity $0.8c$. Relative to him the pie is now at rest, so its mass is m_0 only. (He notes, however, that the street and everything attached to it, flying past him at $0.8c$, have become $66\frac{2}{3}\%$ more massive).

Mass, then, joins length and time as a quantity which has no absolute value, but varies according to the relative speed between it and the observer. These three quantities, you may notice, are the three usually regarded as basic—hence the m.k.s. and c.g.s. systems of units.

That is not to say that the relativistic variation in mass is a sort of hallucination, with no reality. The nuclear physicists, who play about with particles at speeds close to c , are obliged to make very real and practical allowance for relativistic mass in the design of their large and expensive equipment. 300kV, which is not very much nowadays, is enough to accelerate an electron to $0.8c$, which makes quite a substantial difference to its mass.

It is fair to mention that an increase in mass of moving electric charges, such as electrons, had been predicted before the theory of relativity—by J. J. Thomson as far back as 1881, and with the actual relativity formula by Lorentz in 1904—but Einstein showed that this was just part of a general law applying to all masses.

If one calculates the kinetic energy given to a body in accelerating it from rest to velocity v as the work done on it, taking into account this depen-

dence of mass on velocity, one arrives at the result

$$\text{kinetic energy} = E_k = \frac{m_0 c^2}{\sqrt{1 - \frac{v^2}{c^2}}} - m_0 c^2$$

For comparatively low velocities we can use the approximation

$$E_k = m_0 c^2 \left(1 + \frac{v^2}{2c^2} \right) - m_0 c^2 = \frac{1}{2} m_0 v^2$$

in accordance with school dynamics.

And in general, as $m_0/\sqrt{1 - v^2/c^2}$ is the variable mass m ,

$$E_k = (m - m_0)c^2$$

so the increase in mass due to acceleration from rest to velocity v is

$$\frac{E_k}{c^2}$$

In other words, the increase in mass is equal to the increase in energy multiplied by the very small constant $1/c^2$.

If the masses of the colliding elastic bodies are calculated for the instant when they are both at rest, their deformed shape signifying the stored potential energy which is just going to fling them apart, they are found to be greater by an amount equal to this potential energy divided by c^2 . And if alternatively they are assumed to be perfectly inelastic bodies, like lumps of dough, there is again an increase in mass corresponding to the heat energy generated. *Whatever the form any quantity of energy takes, it can be shown to be accompanied by $1/c^2$ times that quantity of mass*, over and above the mass of the same body without that energy.

The 64,000 dollar question—no; literally the 64,000 billion dollar question—that follows from this is: If these infinitesimal increases in mass represent changes in energy, what does the comparatively enormous rest mass m , represent?

Einstein's answer, expressed in the simple celebrated equation $E = mc^2$, is that it represents an enormous amount of energy. And you don't need me to tell you how practically this affects every one of us now. The sudden destruction of quite a moderate fraction of m_0 is accompanied by the spectacular release of energy in a nuclear explosion, and its more gradual destruction is at this moment running electrical appliances in homes through the activity of Calder Hall.

So it seems that mass and energy are inseparable; two manifestations of the same thing—the basic stuff of the universe. When an electron gains in mass without anything being added to it except speed, that is not really a breach of the law of conservation of mass; it comes from the energy given to it. Whatever has given it that energy must have lost an equal amount of mass. Millions of tons of the sun's mass are streaming off every second into space as radiant energy. They are not lost, for the photons emitted have exactly that amount of mass, due to their speed, c . Some scientists believe that all the time the radiant energy of the universe is condensing back into matter.

To say anything at all after this picture, in which magnitudes range from the great universe itself working as a whole down to the activity of the minutest particles and waves, which are responsible for that working, would be an anticlimax. So I just stop, leaving plenty for the mind to follow up.

Evaluating Aerial Performance

2. Multi-element and Long-wire Systems:

Receiving Aerials: Matching

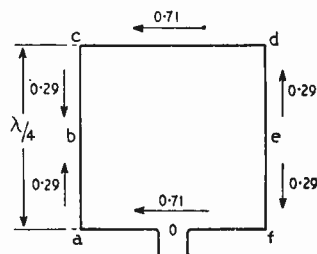
By L. A. MOXON, B.Sc. A.M.I.E.E.

(Concluded from page 65 of the February issue)

AS pointed out in the first part of this article aerial gain can be calculated with the aid of tables of mutual impedance. This is, in general, complex, but the reactive component can be got rid of by choosing an element spacing of $\lambda/8$, and the calculations then become quite simple and give the results plotted in Fig. 12 (Ref. 2). Note that maximum gain, 5.3dB, requires a phase shift ϕ of $0.6\phi_0$ and the gain curve is equally valid for driven or parasitic beam systems except that in the former case it can be applied up to somewhat wider element spacings. With a parasitic reflector, the maximum gain falls to just over 4dB at $\lambda/4$ spacing, the corresponding figure for a director being only about 2.5dB. A simple method of introducing the phase shift is to arrange that the two elements, together with the connection between them (Fig. 11 (b)) are exactly resonant, and move the feed point slightly off centre. This is equivalent to lengthening one element and shortening the other by the same amount, and inserts equal positive and negative reactances, the values of these being given by the $2\pi bZ_0$ formula of Part 1. The resulting phase shift is given in degrees for $\lambda/8$ spacing by $120\pi bZ_0/R_r$, where R_r is the radiation resistance of the individual dipoles. A number of practical arrangements based on this principle have been described elsewhere^{2,3}. It follows from the mode of operation outlined above, that Fig. 12 can be drawn as a universal set of curves

for pairs of close-spaced equal-current elements, the use of $\lambda/8$ spacing for the calculations being merely a subterfuge to simplify the algebra. It is further evident that it can be applied to elements of any shape so long as radiation takes place mainly in one plane, and provided that the dimensions remain sufficiently small in comparison with half a wavelength. It

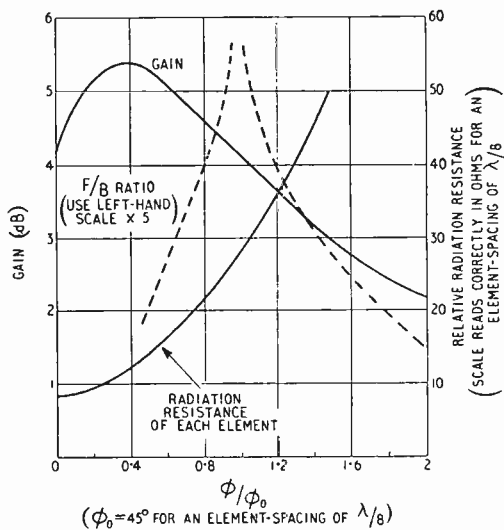
Fig. 13. Single square loop as used in the "Quad" system. Arrows indicate direction of current flow. The portion $efoab = bcde = \lambda/2$. Figures indicate relative fields produced by each bit of the loop in accordance with Fig. 6(a). Main lobe of radiation in direction at right angles to plane of paper. Alternative mounting is with diagonal vertical with feed point at lowest corner.



therefore holds, more or less, for arrangements such as the popular "cubical quad" aerial system. This usually takes the form of a pair of loops of the kind illustrated in Fig. 13; arrows show the direction of current flow, and also indicate, to scale, the relative magnitudes of the fields which each bit of the loop would produce on its own. It will be seen that radiation from the sides involves currents of opposite sign which tend to cancel each other. The two horizontal portions bear some resemblance to a folded dipole, but relative to this they give a 30% reduction of field strength in the vertical direction. This increases the gain slightly, but only to the extent of about 1dB. This figure was obtained by regarding the loop as a 2-element broadside array with rather close spacing for which handbook data is available, but it is also in reasonable accord with the radiation pattern. It is quite easy to show, with the aid of Fig. 6, that a 14-Mc/s quad will give comparable performance at frequencies up to 21Mc/s in spite of a rather untidy current distribution which has given rise to a belief that the quad is a single-frequency system. A 21-Mc/s quad can also be used at 14Mc/s, the loops being roughly equivalent to shortened dipoles of about 28 ohms radiation resistance.

We now come to the interesting question of what happens with more than two elements. Obviously, the larger the number of elements the more variables we have at our disposal and the larger the number of directions in which the radiation can be made to cancel, to the advantage of those directions in which it does not quite cancel. It is at this point that the process acquires the label of "super-gain" and

Fig. 12. Variation of gain, radiation resistance and front-to-back ratio with phase angle for pairs of close-spaced, end-fire elements. ϕ_0 is the phase angle corresponding to the spacing. The phase difference between the element currents is $180^\circ - \phi$.



becomes really fascinating. The gain theoretically obtainable³ is nearly equal to N^2 , which checks quite well with the figure of 5.3dB which was obtained for $N=2$. Beyond this point the practical difficulties increase rather rapidly, but there is nothing, in principle, to prevent the design of, say, an aerial the size of a matchbox with a gain of a million; for this purpose, however, the matchbox would have to contain 1,000 elements all with zero loss resistance, and the element currents would have to be adjusted to various different values of amplitude and phase with fantastic precision. Having achieved this the bandwidth of the array would be

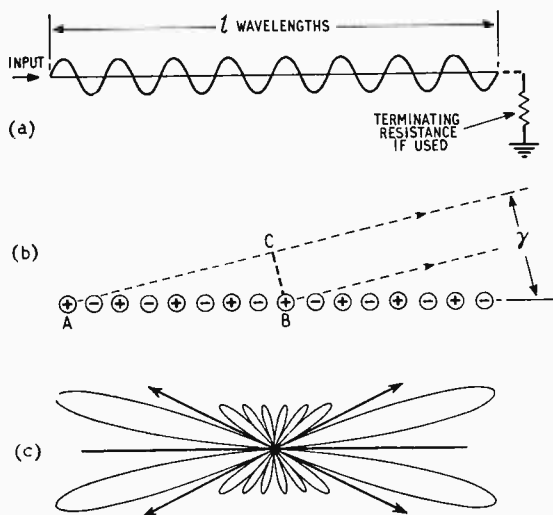


Fig. 14. Current distribution in a long-wire aerial is shown at (a). Standing-wave pattern disappears if aerial is terminated by a suitable load. Average current is then same at all points, ignoring losses. In (b) long wire of (a) is represented by point sources of alternate sign. Radiation in direction AC is zero when $AB-AC=\lambda/2$, which occurs when $\gamma=\sqrt{2}/l$ where l is in wavelengths and γ is in radians. (c) is a typical radiation pattern of a long-wire aerial. Null directions indicated by arrows are those for which $\gamma=\sqrt{2}/l$.

so narrow that it would be impossible to use it for signalling at a useful rate. As another example, one author⁴ has designed on paper a 9-element "broad-side" version having a gain of 8.5dB based on its directivity, but an efficiency of only 10^{-14} of one per cent at 10Mc/s assuming $\frac{1}{2}$ -in diameter, $\lambda/2$ -elements. To achieve this the currents have to be adjusted to better than 1 part in 10^{11} !

In practice there is some doubt as to how far the process can be carried usefully beyond two elements which, as we have seen, present no problem. A 4-element end-fire super-gain array has been constructed⁵, but although fairly wide spacing was used, making the dimensions 0.6λ from back to front, the gain realized was only 8.7dB out of the theoretical 10.2dB, adjustments being critical and the bandwidth only 1Mc/s at 75Mc/s. It seems difficult to reconcile this result with the high gains sometimes quoted for conventional parasitic arrays having three or more elements. Systems of this type are commonly known as Yagi aeriels and can give large gains when their length is long in terms of wavelengths. Calculations for an idealized system of this type⁶ have

predicted a possible power gain of $1.8+5.6l$ where l is the length in wavelengths. The case of 3-element parasitic arrays having equal spacing has been investigated by Walkinshaw⁷ who obtained a theoretical gain of just over 7dB, but this entailed the very low figure of about 4 ohms for the radiation resistance, which would present difficulties of impedance matching, and a poor front-to-back ratio. On the other hand reference 3 contains a hint that some improvement might be achieved by the use of unequal spacing.

There is one important class of aerial which, at first sight, appears to require a different kind of treatment. This is the "long-wire aerial," the wires being usually several wavelengths long and arranged in pairs (V-beams) or groups of four (rhombics). Let us first consider the case of a very long wire as in Fig 14(a) with its far end insulated so that a wave travelling down the wire is reflected from the far end and a standing-wave pattern is set up containing numerous current reversals. Such a wire can be regarded as a row of dipoles of alternate sign, as in Fig. 14(b), and for most directions the majority of the dipoles can be paired off with others which give an opposing field so that the effective radiation tends to zero. On the other hand, for directions nearly in line with the wire positive and negative dipoles have their centres nearly half a wavelength apart and thus produce fields which add in phase. The great length of the wire makes up for the low value of $\cos \theta$. Referring to Fig.14(c), note that the main lobes of the radiation pattern are sandwiched between the nulls given by $\gamma=0$ and $\gamma=\sqrt{2}/l$, where l is the length of the wire in wavelengths. The width of these lobes between half-power points is $0.5\sqrt{2}/l$ but a large proportion of the power is radiated in the minor lobes. The power gain is approximately equal to $l/2$.

It is common practice, particularly with rhombics, to terminate the wires in their characteristic impedance, as in Fig.15, in which case there is no reflection and no standing waves, but the finite velocity of the wave travelling down the wire means that at any given instant there are current reversals and, in the direction of travel of the wave down the wire, the field is additive as before. There is, however, no radiation in the opposite direction since, considering any short section of the aerial, the radiation from it is cancelled by that from the corresponding section half a wavelength farther along, which is out of phase having originated half a cycle earlier; this has travelled one wavelength farther, i.e. half a wavelength out and back, and therefore remains out of phase, whereas for the forward direction it has a half-wavelength start

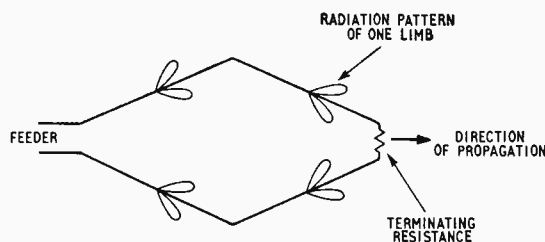


Fig. 15. Terminated rhombic aerial. It consists of four long wires arranged so that lobes in the direction of the arrow reinforce each other.

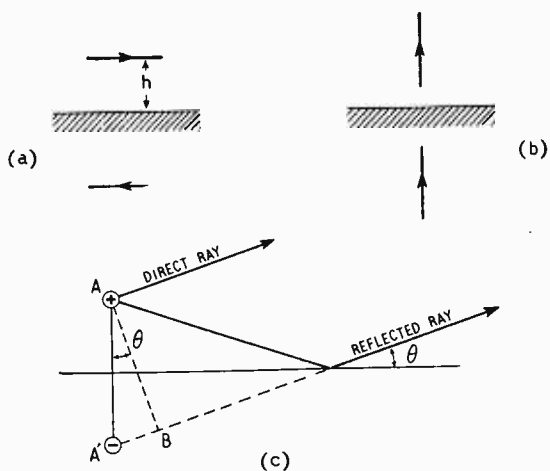


Fig. 16. Illustration of aerial images: (a) due to horizontal dipole and (b) to vertical dipole. (c) represents end view of horizontal dipoles. Note that distance travelled by reflected ray is greater than that of direct ray by distance $A'B'$. Since aerial and image are of opposite sign fields reinforce each other when $A'B' = \lambda/2$. Perfect "earth" is assumed.

and arrives in the same phase. The energy not radiated backwards is absorbed in the terminating resistance and does not add to the forward-power gain but, conversely, on reception the termination absorbs half the noise power picked up on the aerial and may, therefore, result in a doubling of the signal-to-noise ratio.

Effect of the Ground.—The ground acts in general as a good reflector of radio waves and therefore, by optical analogy, the aerial must be considered as having an image as shown in Fig. 16. This image is to be regarded as a duplicate of the aerial and modifies the radiation pattern so that, referring to Fig. 16(c) the radiated field is zero along the ground or when $A'B'$ is an integral number of wavelengths, but is equal to twice the free-space field when $A'B'$ is an odd number of half wavelengths. For intermediate angles of elevation the field must be worked out from the phase difference corresponding to the number of wavelengths in $A'B'$. Obviously the greater the height the lower the angle of the lowest lobe of radiation. Putting $2h \sin \theta = \lambda/2$, we find that h for an angle of 5° (which is a desirable angle for long-distance propagation at the higher frequencies) is just under three wavelengths. If, however, the ground slopes down at 25° an angle of 30° to the ground will give the required 5° angle of elevation and requires an aerial height of only $\lambda/2$. In practice a height of 20ft only at 14Mc/s with a ground slope of about 20° was found to give near-optimum performance on the long route to Australia, an aerial near the bottom of the slope being just as good as one near the top provided both the aerial and the point of reflection were on the slope. Ground sloping in the desired direction is more or less equivalent to an increase of aerial height, and is a valuable asset for v.h.f. and u.h.f. as well as h.f. communication.

The effect of the ground is much more complicated in the case of vertical polarization. From Fig. 16(b) one would expect the radiation to be concentrated at very low angles, but in general this is not the case in practice. The reason is that the

representation is only valid for a perfectly conducting earth, fairly high angles of radiation, or comparatively low frequencies. With normal ground it is found that as the angle of radiation is reduced more and more of the reflected wave is absorbed until an angle known from optical analogy as the pseudo-Brewster angle is reached. Below this the reflection coefficient increases again but the image is reversed in sign. This means that for low-angle radiation at the wavelengths used for long-distance communication, assuming level ground, the performance of a vertical aerial is roughly equivalent to that of a horizontal one at the same height.

With a centre-fed vertical aerial the feeder system is liable to present mechanical difficulties since it requires to be brought away from the radiator at right angles. One answer to this problem is the ground-plane aerial, Fig. 17. Radiation from the horizontal wires cancels out in all directions, so that the radiator is effectively half of a dipole. It has been shown that the radiation pattern of short elements is nearly the same as that of a half-wave dipole regardless of the precise shape of the current distribution and the ground-plane aerial is no exception to this. Being half the length, however, it requires twice the current to produce the same field and must therefore be assumed to have a radiation resistance of 18.3 ohms, although the figure usually quoted is slightly higher, about 22 ohms. It is important to realize that the so-called ground plane is merely a device for matching the aerial to an unbalanced feeder; it is not a substitute for the actual ground, and has no reflecting properties.

In certain handbooks a distinction is made between the "free space directivity gain" with which we have been concerned hitherto, and the

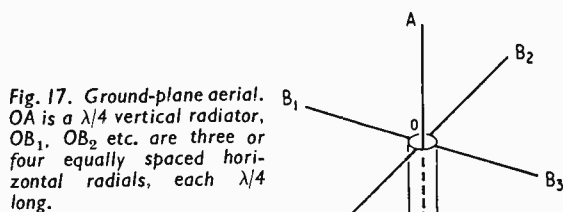


Fig. 17. Ground-plane aerial. OA is a $\lambda/4$ vertical radiator, OB_1, OB_2 etc. are three or four equally spaced horizontal radials, each $\lambda/4$ long.

"practical DX signal gain." This appears to be nowhere fully explained, but seems to arise in part from the practice of comparing vertical stacks of dipoles with single dipoles at the same average height. Because of the relatively complicated geometry, the nulls in the vertical pattern may not occur at exactly the same angle in both cases, and large differences either way may be observed at certain angles of elevation. There is another effect which may account for apparent changes of gain with height, amounting to about ± 1.5 dB for aerial heights greater than 0.18λ ; this is due to the mutual coupling between the aerial and its image, which causes the radiation resistance of a horizontal dipole to vary with height between limits of about 60 and 100 ohms. This causes a variation in current, and therefore of the field at a distance. Beam aerials tend to radiate less energy upwards and downwards which means in general that there is less coupling between the aerial and its image; the "8JK" aerial

provides a simple illustration of this because the two image elements must obviously induce nearly equal and opposite currents in each of the real elements, assuming that, as usually is the case, the spacing is small compared with the height. This almost completely removes the variation of radiation resistance with height, the apparent changes in gain being due to the reference dipole. Another possible cause of gain variation, in reception, is non-uniformity in the field surrounding the aerial. This could be due to reflections from neighbouring objects, e.g. telephone wires, and would of course affect the gain equally in the case of transmission. This effect is one of the causes of error in gain measurements as discussed by Strafford¹. These effects will usually be small and may work in either direction. There is no justification for the belief that beam aerials may give large gains due to the "lowering of the angle of radiation" in addition to their free space gain.

The Effective Receiving Gain of an Aerial.—With modern receivers the range of reception is normally limited by the strength of the background noise, and not by lack of sensitivity. This means that aerial gain is of no value as such, and it is quite common to sacrifice gain in order, for example, to improve the back-to-front ratio.

The problem in reception is to achieve the best possible ratio of wanted signal to noise or interference. For this purpose the proper criterion of aerial performance depends on the nature of the unwanted background and may consist of the power gain, the directivity gain (which is the same as power gain if there are no losses), the depth of nulls in the radiation pattern, or more probably some rather complicated function of the directivity. These cases will be considered in turn, and it will be shown

halves the number of sources which contribute to the noise level but doubles the aerial gain and therefore the strength of those noise sources which are within the beam. The received noise power is therefore independent of beam width, and signal-to-noise ratio is again directly proportional to aerial gain, but this time it is the gain as calculated from the directional pattern, losses in the aerial or feeder system being of no account since they act equally against signals and noise. The losses cannot, however, be allowed to increase indefinitely since, depending on the noisiness of the receiver, a point will eventually be reached where reception is limited by receiver noise or the thermal noise of the aerial loss-resistance⁷. This case is typical of normal reception against a background of galactic or atmospheric noise, although the spatial distribution of such noise is not strictly uniform and this may sometimes have to be taken into account.

The next case to be considered arises when reception is limited by noise or interference from one particular source. Provided the two signals are not in the same direction, the unwanted one can in principle be phased out with at worst some reduction in the level of the wanted one. This can be done either by means of two aerials, with appropriate adjustment of relative phases and amplitudes, or by making use of nulls in the radiation pattern. These nulls occur in the end-on directions and in other directions depending on the phase shift; Fig.12 shows one such null occurring in the 180° direction for a phase shift of ϕ_0 , which is the much sought after "infinite front-to-back ratio" condition. Referring now to Fig.18, it is interesting to observe what happens as ϕ is reduced; the nominal front-to-back ratio drops to about 4 to 1 but *two nulls have now appeared instead of one*. The gain is higher, which is useful if the aerial is also to be used for transmission, and moreover, we are free to select whichever null gives least reduction of the wanted signal relative to noise or other interference. One obvious application of this technique would be in television reception for the removal of ghost images caused by one or two indirect signal paths.

If interference is likely to come equally from all direction it might be thought reasonable to treat it as omni-directional noise, and the ratio of average signal to average interference power will of course be equal to the directivity gain. This is not, however, the correct approach if it is required, for example, to separate weak wanted from strong unwanted signals. It is obviously useless to reduce the strength of an unwanted signal merely by a factor of 10 if it is 100 times stronger than the wanted signal! The objective therefore is not to reduce the average level of interference but rather to reduce the number of occasions on which unwanted signals exceed the level of wanted ones. A deep but narrow null in the radiation pattern, unless it can be moved at will, is of very little use for this purpose; on the other hand, reduction of say 10 to 1 or more in field strength over a wide range of angles is of great value and by this criterion the higher gain pattern shown in Fig.18 is slightly better. In one typical case, the reception of amateur signals from Australia via South America in the presence of short-skip interference from Europe, the author has found a parasitic beam to be just as good in practice as a driven arrangement, despite the in-

(Continued on page 143)

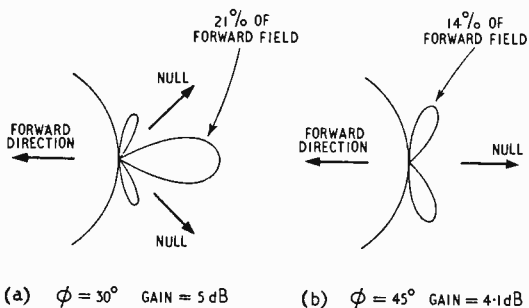


Fig. 18. Effect on back radiation of alternative phasing. Angle over which field is reduced to 10% is greater when gain is higher although nominal back/front ratio is poor.

that, as an index of performance, the nominal back-to-front ratio is more likely to be misleading than otherwise.

At frequencies greater than 100Mc/s or so signals are mainly interfered with by noise generated in the receiver, and the signal-to-noise ratio is then directly proportional to the power gain of the aerial. This situation may be affected in the foreseeable future by the introduction of new low-noise amplifiers such as masers and parametric devices.

A very similar situation exists if the sources of noise are external to the receiver but are uniformly distributed in space. Halving the aerial beam width

equality of element currents which causes partial filling in of the nulls. This is, of course, to be expected if angle is more important than depth of rejection.

Interfering signals vary in amplitude between very wide limits; they are almost as likely to exceed a weak wanted signal by 20dB as by 10dB, and may well be as much as 60dB stronger, so that to make a large reduction in the number of occasions on which interference occurs the response of the aerial in unwanted directions must also be reduced by a large amount. Higher gain means that weaker signals can be received and correspondingly greater discrimination is therefore required against strong unwanted signals. These arguments underline the need to reduce the general level of side lobes of high-gain receiving aerials, even if this has a negligible effect on gain.

Feeder Losses.—Consider the case shown in Fig. 19 of a source of power having an internal impedance R_1 connected to a load R_2 through a line having a characteristic impedance Z_0 . If $R_1=R_2=Z_0$, and there are no losses in the transmission line, all the power available will be delivered to the load. If now the load is changed to some new value, power is reflected from the load and on its way back, interacts with the wave travelling towards the load to produce a standing wave, i.e., varying amplitudes of current and voltage along the line. If the load remains resistive, the new value being R_2' , the ratio of maximum to minimum current along the line is equal to R_2/R_2' or R_2'/R_2 , whichever is greater. This ratio or its reciprocal is known as the standing wave ratio or s.w.r. The alteration made to R_2 means that the generator now "sees" a less suitable value of load impedance and delivers less power, the mismatch loss being given as a power ratio¹ by $(1+\sigma)^2/4\sigma$ where σ is the s.w.r. This loss is significant in cases such as TV reception since, in the absence of matching adjustments at the receiver, it reduces the ratio of signal to internally-generated noise. It is not, however, applicable in the case of a transmitter supplying power to an aerial, since the mismatch is usually taken care of automatically by adjusting the aerial coupling to obtain correct loading of the transmitter. When this is done, it follows that if the line has zero resistance all the power leaving the transmitter must reach the aerial because there is nowhere else where it can be dissipated. The distinction frequently made between a "matched" and a "resonant" feeder, is not basic, as sometimes represented, but related in some arbitrary manner to the degree of mismatch coupled with the absence of "matching devices." A typical example of a "resonant" feeder system would be an open-wire line of about 600 ohms impedance feeding a half-wave dipole, the s.w.r. being then given approximately by 600/73, i.e., just over 8 to 1. Sometimes a resonant feeder is used from the aerial to some point such as ground level, at which adjustments can be made, and it is there matched into a non-resonant line which can be as long as necessary; one such case is recalled in which a certain successful aerial system having an s.w.r. of possibly 100 to 1 in the "resonant" portion was publicly criticized, without contradiction, on the grounds of a 3 to 1 s.w.r. in the non-resonant part of it!

Generally speaking the intensive efforts so frequently made to reduce s.w.r. to near unity, in the case of amateur transmitting aerials, bring very

little reward in the shape of increased radiation efficiency. High s.w.r. does not in itself introduce losses, although it does accentuate any series resistance losses which may be already present in the line. The reason for this is apparent when we recollect that losses in a resistance are proportional to the square of the current. Series resistance tends to be uniformly distributed along the line, and an s.w.r. of 4 means that the current varies between twice and a half its value for the matched condition; there is thus a 4 to 1 increase of loss in parts of the line, and this is counterbalanced to only a small extent by the reduction of losses to a quarter at the current minima. For standing wave ratios up to

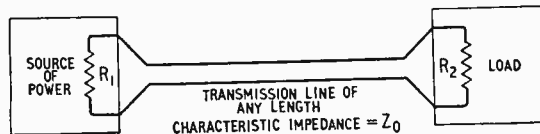


Fig. 19. Source of r.f. power connected to a load via a transmission line.

3 to 1 the extra loss in decibels never exceeds 40% of the matched-line loss, and reaches a maximum value of about 1.2dB when the matched-line loss is large. At 5 to 1 s.w.r. the corresponding figures are 100% and 2.5dB.

Other disadvantages of resonant or mismatched feeders include narrow bandwidth, as previously discussed, and in some cases the possibility of voltage breakdown or excessive heating. The reduced overall bandwidth may be unacceptable in the case of television reception, particularly as it is likely to be associated with picture defects caused by multiple reflections in the line, and in amateur transmission it can be a nuisance owing to the necessity of retuning the transmitter when small changes of frequency are made. A high s.w.r. increases the dielectric and leakage losses in a low-impedance feeder, in much the same way as it increases the series loss since the voltage wave along the feeder varies in a similar manner to the current wave although displaced from it by $\lambda/4$. In the case of an open-wire line, however, standing waves can sometimes be used to reduce losses of this type by placing the insulators at low-voltage points in the system.

The following example of a 700-ohm line in use by the author provides a simple illustration of the calculation of feeder losses. The length is 100 metres and the wire is 20 s.w.g. which is much thinner, and also much cheaper, than the 14 s.w.g. normally recommended. From Fig. 5, the loss per half wavelength at 15Mc/s (20 metres) for one wire is 3.4 ohms. The total loss resistance therefore is equal to this multiplied by 20, i.e., 68 ohms. With the line matched, this loss-resistance can be regarded as more or less in series with the terminating resistance so that 1/11 of the total power into the line is lost. This amounts to just over 1/3 of a decibel, rising to 0.5dB at an s.w.r. of 3. At 28Mc/s the loss rises to 0.5dB, if the line is matched, or 2dB—just noticeable in terms of signal strength reports—if the line is used as a resonant feeder to a half-wave dipole. There is, of course, some loss by radiation from an open-wire feeder, but this is usually very small and would amount in the above example to an additional loss resistance of only 1 or 2 ohms.

Out-of-balance currents can, however, cause a considerable loss by radiation, and can be caused by anything which disturbs the symmetry of an aerial system. When coaxial cable is used for transmitting it is important to ensure that no currents flow on the outer of the cable, in other words voltage should not be induced from the transmitter, or the radiator itself, into the aerial-to-ground path formed by the outer conductor. This is, of course, similar to the requirement, for reception, that currents induced in the outer conductor must not be allowed to flow through the receiver input circuit. To this end the feeder should be brought away from the aerial for a considerable distance at right angles, but in the case of a vertical dipole of tubular construction it can be brought down through the centre of the lower half. An approximation to this last arrangement is obtained with a ground-plane type of construction when the radials are allowed to slope downwards. The lower end of the feeder should be firmly earthed to the case of the transmitter or receiver. As a further precaution the path to earth via the outer conductor can be made non-resonant by adjustment of feeder length.

REFERENCES

- ¹ F. R. W. Strafford, "Measuring TV Aerial Performance," *Wireless World*, February, March and June 1958.
- ² L. A. Moxon, "Two-Element Driven Arrays," *Q.S.T.*, July 1952.
- ³ A. Bloch *et al.*, "A New Approach to the Design of Super-Directive Aerial Arrays," *Proc.I.E.E.* Part III, September 1953.
- ⁴ N. Yaru, "A Note on Super-Gain Antenna Arrays," *Proc.I.R.E.* Vol. 39, September 1951.
- ⁵ D. G. Reid, "The Gain of an Idealized Yagi Array," *J.I.E.E.* Part IIIA, Vol. 93, 1946, p. 564.
- ⁶ W. Walkinshaw, "Theoretical Treatment of Short Yagi Aerials," *ibid.*, p. 598.
- ⁷ L. A. Moxon, "Noise Factor," *Wireless World*, December 1946.
- ⁸ F. E. Terman, *Radio Engineers' Handbook* (1943), p. 864.
- ⁹ L. A. Moxon, *R.S.G.B. Bulletin*, August 1953.

BOOKS RECEIVED

The Services Textbook of Radio. Volume 5 Transmission and Propagation by E. V. D. Glazier, Ph.D. (Eng.), B.Sc., A.M.I.E.E. and H. R. L. Lamont, Ph.D., M.A., A.M.I.E.E. Deals with the propagation of electromagnetic energy on transmission lines, in waveguides, and in free space. Practical as well as theoretical aspects are covered and chapters are devoted to waveguide components and couplings and to aerial systems for all useful frequency bands. The text is arranged and marked for reading at elementary, intermediate and advanced levels. Pp. 500; Figs; 425. Price 25s. H.M. Stationery Office, York House, Kingsway, London, W.C.2.

Basic Electricity by Van Valkenburgh, Nooger and Neville, Inc. Treatise in five parts designed originally as a course of training for U.S. Navy technicians with no previous knowledge of electricity. The text is profusely illustrated with simple diagrams in which the approach is often anthropomorphic. The present series has been Anglicized and adapted for British and Commonwealth use by a team of the Royal Electrical and Mechanical Engineers. Pp. 120 (approx.) per volume. Price 12s 6d per part or 55s per complete set. The Technical Press Ltd., 1 Justice Walk, London, S.W.3.

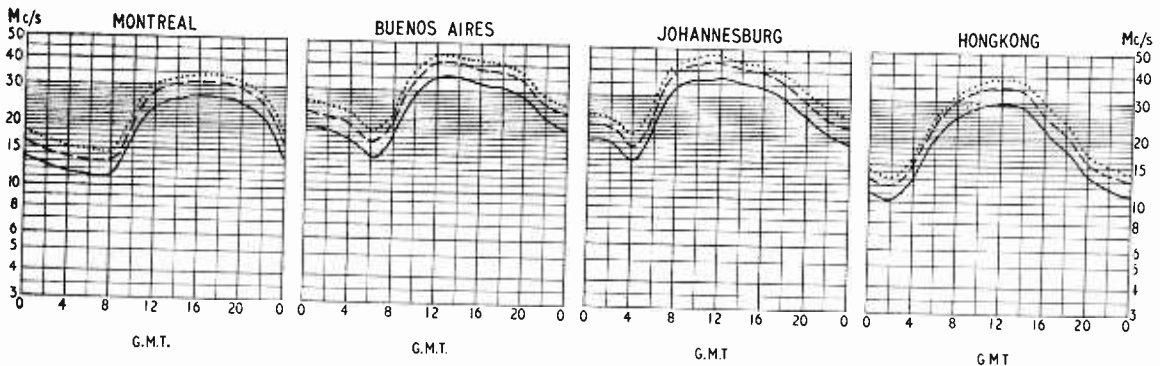
Basic Electricity for Communications by W. H. Timbie and F. J. Ricker. Second edition of a textbook on d.c. and a.c. circuits and conduction in gases and semiconductors. Numerous worked examples show the application of basic laws. Pp. 538; Figs 450. Chapman & Hall, 37 Essex Street, Strand, London, W.C.2.

International Radio Tube Encyclopædia by Bernard B. Babani. Third Edition (1958-59) containing data of 27,500 types including transmitting and microwave types. Pp. 768. Price 63s. Bernards (Publishers) Ltd., The Grampians, Western Gate, London, W.6.

Tube and Semiconductor Selection Guide 1958-59. (Philips' Technical Library). Compiled by Th. J. Kroes. Simplifies selection of preferred types in the Philips range for any given purpose and indicates possible replacements for obsolete types. Pp. 160. Price 9s 6d. Obtainable through the Cleaver-Hume Press, Ltd., 31 Wrights Lane, London, W.8.

SHORT-WAVE CONDITIONS

Prediction for March



THE full-line curves indicate the highest frequencies likely to be usable at any time of the day or night for reliable communications over four long-distance paths from this country during March.

Broken-line curves give the highest frequencies that will sustain a partial service throughout the same period.

- FREQUENCY BELOW WHICH COMMUNICATION SHOULD BE POSSIBLE FOR 25% OF THE TOTAL TIME
- — — PREDICTED AVERAGE MAXIMUM USABLE FREQUENCY
- FREQUENCY BELOW WHICH COMMUNICATION SHOULD BE POSSIBLE ON ALL UNDISTURBED DAYS

The Bifilar-T Circuit

By THOMAS RODDAM

An Important Filter Investigated from First Principles

(Concluded from page 71 of February issue)

WE saw last month that the bifilar-T circuit is not really novel at all, but is, if used properly, an economical way of building a perfectly ordinary filter using a long-known equivalent circuit. The shape of the rejection peak is just what you can get with any other equivalent of the same basic network, provided that resistance cancellation is used to push the attenuation up. Just to see what happens let us take the simplest network which might do the job and turn it into a lattice by means of Bartlett's Bisection Theorem. There it is, in Fig. 15, large

a resonance, and displace the standard curve accordingly.

I must digress for a moment. A couple of paragraphs back I made use of Bartlett's Bisection Theorem, comforting myself with the knowledge that it is in the books for you to look up if you will not trust me. Unfortunately it is only in some of the books, and anyway we do not really need it here. Look back to Fig. 15(a) and imagine, if you will, that a perfect centre-tapped coil, of infinite inductance and unity coupling between the two

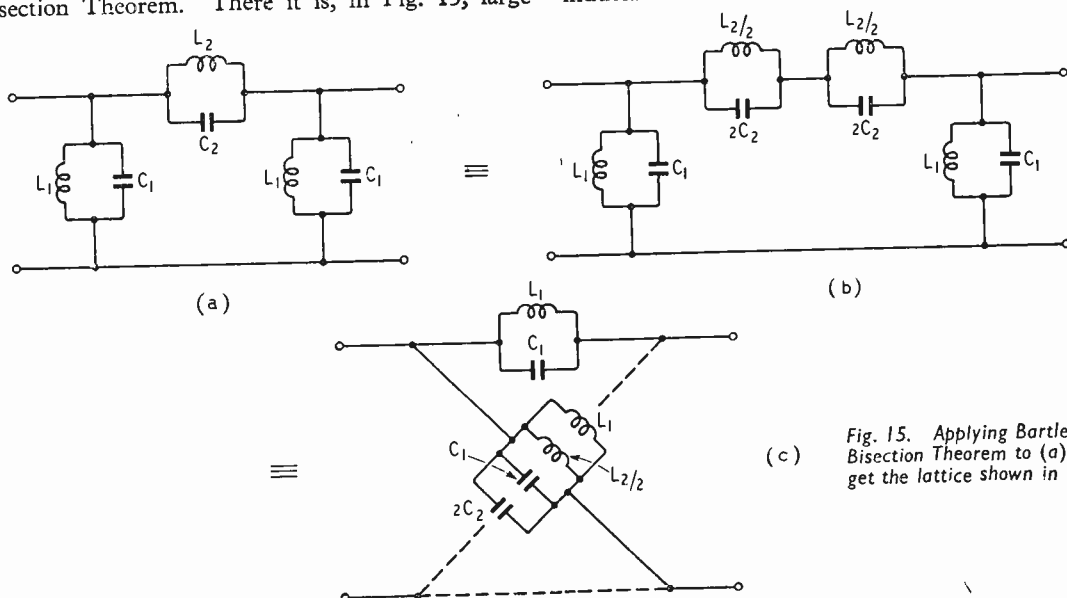


Fig. 15. Applying Bartlett's Bisection Theorem to (a) we get the lattice shown in (c).

as life and twice as natural. If you compare this with Fig. 11 (last month's issue) you see that you have lost the freedom to produce the curve in Fig. 11(a) with C_B less than C_A , because that L_2C_2 must produce a real frequency of infinite attenuation. This is a normal limitation when a ladder is used in place of a lattice. It does not worry us, though, because we do want that peak. The circuit values are all positive, of course, and it is easy to see from what we calculated above that L_2 should be about 1/10th of L_1 .

The reason why negative element values are not needed is that I have been quite content to neglect the sense of the output terminals. The bridge shown in Fig. 16 shows that there is not any real justification for associating one input terminal with one output terminal. I do not feel sufficiently interested in this matter of phase reversal to work out the answer. If you happen to care, the shape of the image phase characteristic is in the book and all you have to do is work out the phase shift at one convenient frequency, such as zero, or infinity, or

halves, is added in parallel with L_2C_2 . Obviously this cannot alter the conditions at all; since the inductance is infinite it cannot affect the behaviour of the circuit in any way. However, we can now carry out the operation shown in Fig. 14 and transform L_2C_2 into a lattice form, in which, of course, Z_b is infinite. Then using the transformation of Fig. 5 we bring the L_1C_1 's into the lattice. The only difference is that this time, since I did not have

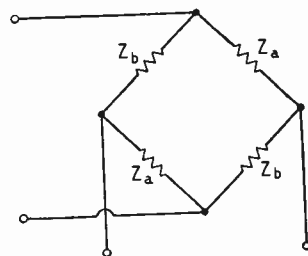


Fig. 16. Drawing the lattice as a bridge emphasizes the essential symmetry of the arms.

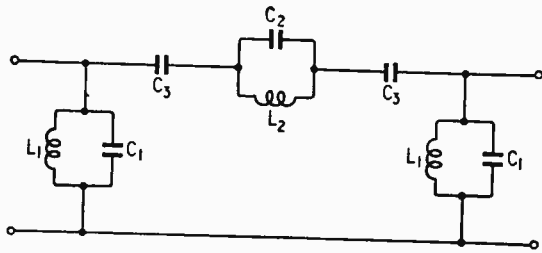


Fig. 17. Adding C_3 , here split to preserve the symmetry, to the network of Fig. 15 will give a worth-while improvement.

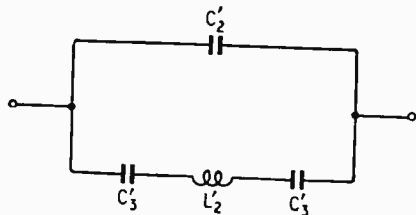


Fig. 18. This configuration is an equivalent for the series arm in Fig. 17.

to try to remember Bartlett's Theorem, the output terminals are crossed over.

The digression in the last paragraph was intended to show how these simple equivalences can be used to establish circuit conditions very easily. I do not think it is really necessary for me to show, by exactly the same reasoning as that used in the last paragraph, that a resistance R connected from the centre-point of L_2 can be called $Z_b/2$ in Fig. 14 and thus introduced as $2R$ across each of the lattice arms made up of L_1 and C_1 only. This resistance is used to balance the loss in L_2 . You can do this calculation by a T-T transformation, but although I actually did this in these columns a good many years ago, the lattice treatment is much simpler and much more elegant.

From the discussion above it seems fairly clear that the bifilar-T, to do the job claimed for it, needs these end circuits and that it is, in fact, nothing more or less than a rather complicated way of making a simple full section of an unsymmetrical band-pass filter. I do not imagine the phase reversal is important, but an extra winding on the inductance at either end would do this equally well and it would be possible to save one element. If the phase reversal is not needed the element saved is a double-wound coil, which, although not expensive, must still cost something.

It is thus rather a problem to find the advantage

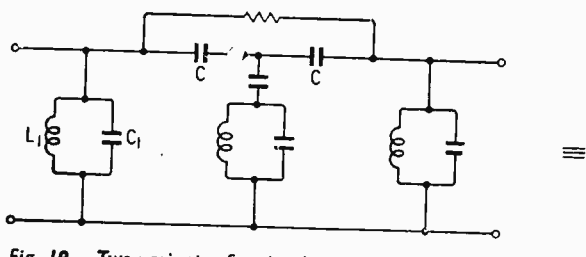


Fig. 19. Two variants of a circuit sometimes used. In practice the compensation resistance must not be allowed to leak anode voltage to the following grid.

of the bifilar-T network. I would expect the values to be more convenient in the π -network, because the inductance ratio is halved. Tuning in the π -network is more direct, with the top arm actually tuned to the notch frequency. The near edge of the pass-band is then fixed by the inductance ratio, but the tuning of the end circuits does not affect the notch. With the bifilar-T all the elements seem to control the position of the notch. The actual shape of the characteristic is the same for both circuits if they are designed to the same rules. Even the limitations on resistance cancellation seem to be the same. I must confess that I did not expect to reach this conclusion when I began to examine the bifilar-T, but I am now convinced that it is just a dreary old filter circuit dressed up in a new package. The chief feature of the new package is, indeed, the complete lack of design data.

The effect of leakage inductance in the bifilar coil, especially if one were to choose to work with less tight coupling, and of an appropriate capacitance in the top arm to provide both d.c. blocking and an additional impedance element, might be considered. After sketching out the appropriate variants on Fig. 11 I decided that the results were not of sufficient interest to discuss in any detail. The chief reason for this is that these extra elements appear in both arms of the lattice and thus lead us to rather restricted structures. It is for the reader to follow this up if he will, but I fear he will find that his principal satisfaction came in travelling hopefully.

Two topics seem to follow naturally on from the discussion of the bifilar-T and its equivalent ladder network. The first is the question of slightly more elaborate notch systems, elaborate in the sense of having more complex reactance diagrams. The obvious step is to add a single capacitance element in the series arm of the filter. To get the symmetry needed for ideal resistance cancellation, if we really want this, the capacitance must be split, and in drawing Fig. 17, and its footnote Fig. 18, I have assumed that we shall want this symmetry. I am not showing the equivalent lattice network diagrams as a figure because here again we have one of the standard filters of network theory. This structure, indeed, provides what is called a confluent band-pass characteristic, which means that in general it has two pass bands but that in practice you always arrange them side by side, flowing together. Although it is not a symmetrical filter, it is more symmetrical than the one we have been discussing up to now. Whether the top arm of Fig. 17 is used or whether you use Fig. 18 is something you have to calculate for each application. Sometimes it is convenient to take the coil shunt capacitance directly into the network, as in Fig. 17: sometimes Fig. 18

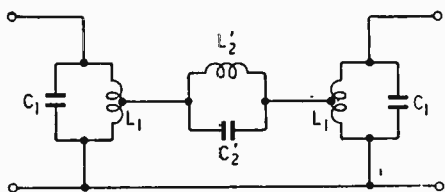


Fig. 20. The circuit of Fig. 15 (a) may give awkwardly high values of L_2 . This is one way of getting a lower value.

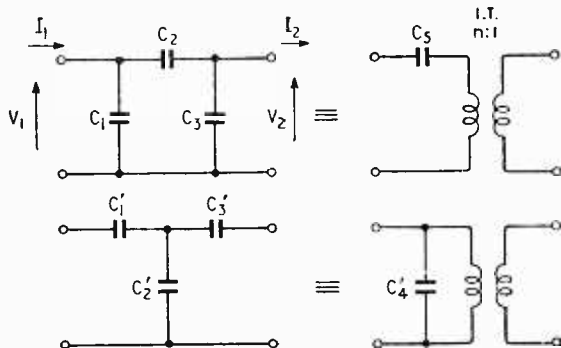


Fig. 21. These two equivalences may often be used to provide more easily realized elements.

gives more convenient values. The arrangement shown in Fig. 18 is slightly more convenient for adjustment, since L'_2 can be tuned with C'_3 to the centre of the pass-band, which is also the anti-resonant frequency of L_1C_1 , and then C'_2 is tuned to give the correct peak frequency. In Fig. 17 we must either alter C_3 or dodge backwards and forwards between L_2 and C_2 , each of these affecting both band-centre and peak frequencies. All the design formulae are in the standard reference books.

There is a considerable temptation at this point to discuss those natty little shunt absorber circuits which some designers like. The two variants shown in Fig. 19 are electrically equivalent. Although they look fairly simple they do take slightly longer in computation, still using the standard books, than the network of Fig. 17, though I do not think there is much to choose in performance. The reason for the extra work is that you must first consider L_1C_1 and part of C as a half-section of a filter, then treat

the middle bit with the rest of each C and the shunt arm as a full section of a different kind of filter, and then put the whole lot together. Mind you, it is nothing to the time you could spend messing about measuring characteristics with lots of different coils if you did no calculations at all. Time spent in reconnaissance, the manual says, is seldom wasted, and nowhere is that more true than in circuit design.

There are, no doubt, other ingenious notch circuits which may be considered, but I cannot off-hand think what they are. In ordinary i.f. use they will all be connected between tuned anode and tuned grid circuits and I shall be very surprised if they do not all turn out to be quite conventional filter networks. In audio-frequency work we sometimes wish to put a notch into a system of such a large bandwidth that this approach is not appropriate. Frequently, too, we are actually working between resistive terminations. Here we have the case of a first order filter designed to provide a stop band and I have already covered the theory of this, the simple first order filters and the frequency transformations, in "Filters Without Tears" (August, September, November and December issues, 1954).

Sometimes one hears the objection that the design of these interstage networks by conventional filter theory leads to impossible values of components. The objector is usually a man who has muddled up a circuit by trial and error and has then declared himself happy with a much poorer performance than the one he specified for his calculations. If we take the circuit of Fig. 15(a) as an example, there is rarely any trouble about L_1 because this is just the usual anode or grid inductance we have in any ordinary amplifier. It is always L_2 which causes the trouble. One way in which the value of L_2 may be reduced is shown in Fig. 20. For example we might centre-tap L_1 : the impedance level would be reduced to one quarter, so that $L'_2 = L_2/4$ and $C'_2 = 4C_2$.

The other way which can sometimes be used to make component values more convenient is to use a capacitance transformation. It was obvious in Fig. 20 that what we really did was introduce an ideal transformer in parallel at a different impedance level from the ends. If we consider the first pair of networks in Fig. 21 we can write

$$V_1 = (1 + C_3/C_2) V_2 + 1/j\omega C_2 I_2$$

$$I_1 = j\omega (C_1(1 + C_3/C_2) + C_3) V_2 + (1 + C_1/C_2) I_2$$

and

$$V_1 = nV_2 + 1/j\omega n C_5 I_2$$

$$I_1 = 1/n I_2$$

There are several ways of arriving at these equa-

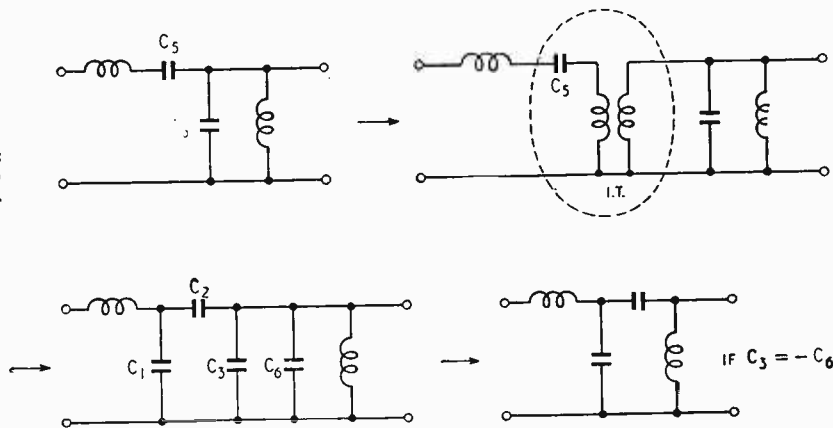


Fig. 22. An ideal transformer is introduced into the middle of a conventional half-section band-pass filter.

tions and I do not want to use up space on such a straightforward operation. If now we put $C_2/C_3 = \kappa_3$ and $C_2/C_1 = \kappa_1$ we can go on to demand that both pairs of equations should be identical. Again I skip the algebra to tell you that the answer in first stage of boiling down is:

$$nC_3 = C_2$$

$$\frac{\kappa_1}{\kappa_3} \frac{1 + \kappa_3}{1 + \kappa_1} = n^2$$

and $1 + \kappa_1 + \kappa_3 = 0$

This last equation implies that either C_1 or C_3 must be negative. In fact

$$\kappa_1 = n/(1-n) = -n/(n-1)$$

$$\kappa_3 = -1/(1-n) = 1/(n-1)$$

Thus if n is greater than unity C_1 is negative, and if n is less than unity C_3 is negative. The equations for the other transformation are obtained in the same way and you will find them in Shea's book. The negative capacitance is rather a nuisance though it should not cause any more alarm than does the $-M$ in a conventional transformer. But you do have to find a positive capacitance to marry it in with. In the sequence shown in Fig. 22 an ideal transformer is put into the middle of a constant $-k$ half-section band-pass filter. Ideal transformer plus C_3 is equivalent to the π of capacitors $C_1C_2C_3$

shown in the third diagram. If we have a step-up in the transformer C_3 will be negative, because n will be less than unity. We can choose the value of n to make $C_3 = -C_6$, so that the parallel end capacitance vanishes and we are left with the very simple network you see in Fig. 22. In one particular design this gave a ten-to-one step-up and was terminated in the losses of the end inductance.

The other topic which arises from consideration of the bifilar-T is the general use of coil-pairs in filter networks. I propose to treat this as the subject for a separate article because I have to meet a man in a glacier to-morrow, and anyway I do want my notes.

In this study of the bifilar-T trap and matters which arise from it I hope I have conveyed to some readers at least the importance of making full use of the elementary filter theory which is in every book. The transformations used for twisting the circuits around are not difficult and once you have twisted the circuit into a standard form you can always find equations for the values in the standard references. If you want a superior design there is a great deal of superior filter theory available. Certainly you will not do any better by just using coils you have handy and hoping for the best, and if you cannot put numbers into a simple formula you just ought to give up design work.

An Interim Statement on the International Geophysical Year

By T. W. BENNINGTON*

IN a booklet published by the Royal Society† an interim statement is made concerning some of the I.G.Y. achievements. The main impression one gathers from this is that, during a period of record high sunspot activity which provided a unique opportunity for the study of solar-terrestrial relationships, a vast programme of observational work was satisfactorily accomplished, but that it is much too early yet to attempt to discern even the outstanding results of this work. Nevertheless matters of interest have arisen in each of the 15 scientific subjects studied in this country, and among them are some closely connected with radio.

The arrival in the earth's atmosphere of ultra-violet rays, X-rays and charged particles from the sun is of importance in radio because of the effects of these radiations upon the ionosphere, both in maintaining the structure of the ionized layers and in disrupting it. The latter aspect was studied by means of special observations made when it seemed likely that exceptional outbursts of solar radiation would occur. To ensure this 38 sequences of "alerts" were issued on a world-wide basis, and these culminated in 43 "special world intervals", during which the observations were made. Not all of these did, in fact, coincide with unusual solar activity, though it seems likely that a few exceptional outbursts were fully observed.

A vast measurement programme has been carried out upon the ionosphere, which included vertical sounding by pulsed radio signals, studies of absorption using radio waves from radio stars and reflec-

tions from meteor trails, and measurements of atmospheric noise produced by lightning flashes. At Halley Bay, Antarctica it was observed that in winter, despite the fact that at the layer height the sun never rises, the F_2 electron densities at noon are ten times greater than those at midnight, whilst in summer, when the sun never sets, the maximum density at noon is less than that at midnight. The maximum density at noon is, in fact, greater in winter than in summer, whilst at the equinoxes there is a sudden change from winter to summer conditions. It is concluded that, since the direct ionizing action of the sun is small, these variations in ionization are mainly due to movements in the ionosphere, and that in winter the layer is replenished by horizontal movements of ionization.

Studies of solar activity made in the U.S.A. and U.S.S.R. appear to indicate that when a solar flare occurs—such as may give rise to a sudden ionospheric disturbance—there is a sudden conversion of magnetic energy in the sun into wave and particle energy, for the magnetic lines of force undergo a sudden redistribution.

Many data on the earth's magnetic field have been obtained, the main use of which will begin when they can be correlated with simultaneous observations of aurora, the ionosphere and activity on the sun, and some of which may help to define the position of the electric currents in the high atmosphere which are responsible for geomagnetic—and ionospheric—disturbances. The auroral observations appear to indicate that displays of aurora australis and aurora borealis progress very similarly, and that the aurora penetrates farthest towards the equator in the "summer" hemisphere.

* Research Department, British Broadcasting Corporation.
 † "Some International Geophysical Year Achievements", The Royal Society, December, 1958.

News from the Industry

Thorn-Philco—Under an agreement with Philco International Corp., of New York, all its "radio and monochrome television engineering knowledge, designs and developments will become available through a licence to Thorn Electrical for manufacture and sale of these products in the United Kingdom." Thorn also acquires all the issued capital stock of Philco (Overseas), Ltd., Philco's manufacturing unit in this country, which also owns the U.K. sales company Philco (Great Britain), Ltd. Thorn Electrical will manufacture export receivers under the Philco trademark for Philco International's overseas distribution. Thorn will also manufacture and sell sound and television receivers and radiogramophones, under the Philco trademark in the U.K. Philco is now added to the names of Ferguson, H.M.V., Marconiphone, Champion and Avantic, already in the Thorn group.

Cossor Radar and Electronics, Ltd., have moved from Highbury, London, to new premises in Harlow New Town, Essex. The company has for some time occupied two small factories in the New Town, and to these has been added a large third factory. The site covers some nine acres and the factory, which has a floor-space of 95,000 square feet, houses the principal research and development laboratories and workshops, the main production unit, and the administrative and sales offices.

International Computers & Tabulators, Ltd., is the title under which the recently merged British Tabulating Machine Co. and Powers-Samas Accounting Machines will trade. In the field of electronic calculators and computers both of the original companies are associated with concerns specializing in electronic developments. B.T.M. are associated with the G.E.C. (they jointly own Computer Developments, Ltd.) and Powers-Samas with Ferranti. B.T.M. also have a link with Laboratory for Electronics, of Boston, U.S.A. I.C.T.'s main manufacturing establishments are at Letchworth, Croydon and Castlereagh (N. Ireland).

Ferranti-designed klystrons are to be manufactured in the U.S.A. under an agreement concluded between Raytheon Corporation, Ltd., of Boston, Mass, and Ferranti, Ltd. A sum of \$250,000 is involved in this sale of British "know-how" to the United States of America. The agreement involves two tubes used in Doppler radar systems. They are intended for use in military equipment and production in the U.S.A. is expected to begin early in 1960.

Marconi's have received a contract from the Ministry of Supply for v.h.f. direction finders for a number of civil airports and airfields in the U.K. The type ordered is AD210C, the first of a new series of automatic d.f. equipment developed by Marconi's.

Sperry Gyroscope Co., of Brentford, Middlesex, announce a substantial re-organization. The main objective is a de-centralization of management and the establishment of three separate operating divisions each with its own sales, design and manufacturing organization. These three divisions will be known as the Brentford, Bracknell and Industrial Divisions. The Brentford Division will be responsible for the company's aeronautical, marine and naval activities, the Bracknell Division will concentrate on Government contract work for guided weapons and inertial navigation, and the company's interests in industrial control engineering will be concentrated in the Industrial Division. M. L. Jofeh, formerly the company's chief engineer, is manager of the Industrial Division, Wing Commander J. C. G. Bell, manager of the Brentford Division, and H. B. Sedgfield, manager of the Bracknell Division.

Radio Rentals.—The net profit of the Radio Rentals Group for the year ended last August, after deducting £911,947 for taxation, totalled £824,940—an increase of £219,221 on the previous year. The group's manufacturing subsidiary is Mains Radio Gramophones, Ltd., of Bradford, Yorks.


Burnhope.—All the main transmitting equipment, including the aerial system, for the recently opened I.T.A. station at Burnhope, near Durham, was supplied by Marconi's. The Burnhope transmitters (two 4-kW vision and two 1-kW sound) are identical to those used at Chilerton Down.

E.M.I. Vidicon film-scanning equipment to the value of over £30,000 has been supplied to Tyne Tees Television, the programme contractors for the Burnhope station.

20th Century Electronics, Ltd., of King Henry's Drive, New Addington, Surrey, have appointed Peter Holton to take charge of their Photomultiplier Applications Advisory Service. Mr. Holton was until recently in charge of testing and application of photomultiplier tubes in the E.M.I. Photomultiplier Production Group at Ruislip.


Griffin & George (Research and Development), Ltd., has been formed by the Griffin & George Group to conduct research into, and the development of, new and improved scientific instruments and apparatus for laboratory use and process control.

Redifon have received an order from the G.P.O. for a number of i.s.b. drive units valued at £30,000.



Permanent Magnet Production

Plant for the production of permanent magnets by the English Steel Magnet Corporation, Ltd. (a subsidiary of the English Steel Corporation) has now been concentrated at North Street Works, Openshaw, Manchester, where the latest equipment for heat treatment and grinding has been installed. The pictures show (top, left) a Roland duplex grinder and (bottom, right) the cooling of magnets in a magnetic field to induce anisotropic properties.



Printed Circuits, Ltd., of Borehamwood, Herts., which recently became associated with the London Electric Wire Co. & Smiths, Ltd., are establishing an information service in the form of a series of technical bulletins. Those wishing to receive these brochures are asked to write stating their particular interest.

Consoles.—R. H. Minns has resigned his technical directorship of Hatfield Instruments, and, with J. S. Jordan, has formed Consoles. The company, which has premises at Hershams Trading Estate, Walton-on-Thames, will produce metal cabinets and control consoles, and a range of measuring instruments, transformers and aerial equipment.

A new plastics factory to make equipment for the radio industry has been opened at Reading by Resinoid and Mica Products, Ltd., which was formerly a subsidiary of Southern Areas Electricity Corp., Ltd.

Stella.—The head office and showroom of Stella Radio and Television Co. is now at Astra House, 121/3, Shaftesbury Avenue, London, W.C.2. The telephone number (Gerrard 7086) is unchanged.

Amos of Exeter are moving on March 2nd to larger premises at Weircliffe Court, Exwick, Exeter. The telephone number (Exeter 72132) is unchanged.

Kelvin Hughes Survey Department offers a world-wide service for hydrographic surveys, in the sounding and sampling of river, coastal and sea areas, tide and tide stream studies, together with the necessary land surveys. All preliminary marine survey work for the proposed sixth nuclear power station at Sizewell, Suffolk, was undertaken by the department.

CQ Audio, Ltd., have arranged with Technical Suppliers, Ltd., of 63, Goldhawk Road, London, W.12, to act as sole distributors for their complete range of equipment.

EXPORTS

Trunk Radio-telephones.—Recent orders for the Murphy MR851 trunk radio-telephone equipment include 42 terminal installations—each comprising output unit, modulator, demodulator, r.f. unit and supply units—for British Guiana's first trunk telephone network. A second order for MR851 equipment for Australia's Snowy Mountains Hydro Electric Authority has also been received. The equipment provides 24 traffic channels.

India.—Solartron Electronic Group, who had a stand at the exhibition held in association with the recent Indian Science Congress, are in the course of forming, with Indian interests, a company in India.

V.H.F. communications equipment valued at more than £600,000 has been ordered from Plessey for the Australian Army. The equipment comprises the latest frequency-modulated v.h.f. multi-channel radio-telephone transmitter/receivers to have been proved in armoured fighting vehicles under field conditions. Three sets are involved, these being known to the British Army as the C42, the B47 and the B48.

Hanover Trade Fair.—Electronic Components Centre (Great Britain), Ltd., which represents a number of component manufacturers, have concluded a 10-year agreement with the Hanover Fair Authorities to exhibit as the British Electronic Centre. Among the firms associated with the organization, which has offices at 31 Morden Road, London, S.E.3, are Arden, Geo. Bray, British Electric Resistance, Cosmocord, E.M.I. Electronics, Hunt, London Electric Wire Co., Panton, and Telcon.

Norwegian Navy has ordered Decca true-motion radar, type TM909, for its new "Nasty" class of motor torpedo-boats.

Denmark.—The display of British products, including domestic sound and television equipment, announced in our last issue (page 98) as taking place in Copenhagen in May, has been postponed until November.

MARCH MEETINGS

Tickets are required for some meetings; readers are advised therefore to communicate with the secretary of the society concerned

LONDON

2nd. British Computer Society.—"Pseudo-random elements for computers—a survey of methods" by Dr. E. S. Page at 2.30 at Northampton College of Advanced Technology, St. John's Street, E.C.1.

3rd. Association of Supervising Electrical Engineers.—"Wired television systems—installation and maintenance problems" by L. A. Isaacson (E.M.I.) at 7.30 at Windsor Castle Hotel, 134 King Street, Hammersmith, W.6.

4th. Association of Supervising Electrical Engineers.—"High-frequency heating" by a representative of Philips Electrical at 7.45 at Wood Green Town Hall, N.22.

5th. I.E.E.—"The reliability and life of impregnated paper capacitors" by J. P. Pitts at 5.30 at Savoy Place, W.C.2.

10th. I.E.E.—Discussion on "The Laplace transform—a tool for the electrical engineer" opened by A. C. Sim at 6.0 at Savoy Place, W.C.2.

10th. Association of Supervising Electrical Engineers.—"Radio-frequency heating" by P. W. Ainscow (G.E.C.) at 7.45 at Eltham Green School, Queenscroft Road, S.E.9.

12th. Armed Forces Communications and Electronics Association.—Visit to M.O. Valve Co.'s works at Hammersmith.

13th. Television Society.—"Training in television servicing" by G. C. Barker (Murphy) at 7.0 at the Cinematograph

Exhibitors' Association, 164 Shaftesbury Avenue, W.C.2.

13th. Radar and Electronics Association, Student Section.—"Radar data handling" by Dr. L. C. Payne (Decca Radar), at 7.0 at Norwood Technical College, Knight's Hill, S.E.27.

18th. I.E.E.—"New amplifying techniques" by C. W. Oatley at 5.30 at Savoy Place, W.C.2.

18th. British Computer Society.—"An approach to learning and teaching machines" by C. E. G. Bailey at 6.15 at the Northampton College of Advanced Technology, St. John's Street, E.C.1.

18th. British Kinematograph Society.—Film and demonstration of stereophony at 7.30 at Mullards Theatre, Mullard House, Torrington Place, W.C.1.

19th. Brit.I.R.E. Medical Electronics Group.—"Instrumentation in field physiology" by Dr. H. Wolff at 6.30 at the London School of Hygiene and Tropical Medicine, Keppel Street, W.C.1.

19th-20th.—I.E.E.—Radio and Telecommunication Section convention on stereophonic sound recording, reproduction and broadcasting.

20th. Institute of Navigation.—"The impact of radar on the rules of the road at sea" by Capt. F. J. Wylie, R.N. (president), at 5.15 at the Royal Geographical Society, 1 Kensington Gore, S.W.7

20th. R.S.G.B.—"Single sideband techniques" by B. J. Rogers, G3ILI, (Bush) at 6.30 at the I.E.E. Savoy Place, W.C.2.

20th. B.S.R.A.—"F.M. feeder units" by R. S. Roberts at 7.15 at the Royal Society of Arts, John Adam Street, W.C.2.

23rd. I.E.E.—"High-quality microphones" by M. L. Gayford at 5.30 in the Lecture Theatre at Savoy Place, W.C.2.

23rd. I.E.E.—"Effects of argon content on the characteristics of neon-argon glow-discharge reference tubes" by Dr. F. A. Benson and P. M. Chalmers at 5.30 in the Tea Room at Savoy Place, W.C.2.

25th. Brit.I.R.E.—Papers on radio telemetry including "Engineering aspects of a 24-channel f.m.-a.m. telemetry system" by W. M. Rae and "A six-channel high-frequency telemetry system" by T. C. R. S. Fowler at 6.30 at the London School of Hygiene and Tropical Medicine, Keppel Street, W.C.1.

ABERDEEN

13th. I.E.E.—"The relation between picture size, viewing distance and picture quality with special reference to colour television and to spot-wobble techniques" by L. C. Jesty at 7.30 at Robert Gordon's Technical College.

BELFAST

3rd. I.E.E.—Faraday lecture on "Automation" by Dr. H. A. Thomas at 7.30 at the Sir William Whitla Hall, Queen's University, Stranmillis Road.

10th. I.E.E.—“The B.B.C. sound broadcasting service on very-high frequencies” by E. W. Hayes and H. Page at 6.30 at the David Keir Building, Queen’s University.

BIRMINGHAM

23rd. I.E.E.—“The history of B.B.C. television” by R. T. B. Wynn at 6.0 at the James Watt Memorial Institute.

BRISTOL

10th. Television Society.—“Industrial television” by J. G. M. Downs (Pye) at 7.30 at the Hawthornes Hotel, Clifton.

24th. Brit.I.R.E.—“Recent advances in travelling-wave tubes” by P. F. C. Burke at 7.0 at the School of Management Studies, Unity Street.

CAMBRIDGE

2nd. I.E.E.—“The recognition of moving vehicles by electronic means” by T. S. Pick and A. Readman at 8.0 at the Cavendish Laboratory, Free School Lane.

17th. I.E.E.—“Reliability of electronic components” by G. W. A. Dummer at 8.0 at the Cavendish Laboratory, Free School Lane.

CARDIFF

10th. Association of Supervising Electrical Engineers.—“High-quality sound reproduction” by a representative of G.E.C. at 7.30 at the Angel Hotel.

11th. Brit.I.R.E.—“Applications of photo-electric cells” by Dr. F. A. Benson at 6.30 at the College of Advanced Technology.

CHATHAM

2nd. I.E.E.—“Domestic high-fidelity reproduction” by J. Moir at 7.0 at the Medway College of Technology.

CHESTER

25th. Society of Instrument Technology.—“Industrial applications of transistors” by D. G. Holloway at 7.0 at the Grosvenor Museum, Grosvenor Street.

CHRISTCHURCH

25th. I.E.E.—“The application of transistors to line communication equipment” by H. T. Prior, D. J. R. Chapman and A. A. M. Whitehead at 6.30 at the Kings Arms Hotel.

DUNDEE

12th. I.E.E.—“The relation between picture size, viewing distance and picture quality with special reference to colour television and to spot-wobble techniques” at 7.0 at the Electrical Engineering Department, Queen’s College.

EDINBURGH

17th. I.E.E.—“The application of transistors to line communication equipment” by H. T. Prior, D. J. R. Chapman and A. A. M. Whitehead at 7.0 at the Carlton Hotel, North Bridge.

20th. Brit.I.R.E.—“Application of magnetic amplifiers to electrical switching” by J. A. Purdie at 7.0 at the Department of Natural Philosophy, The University, Drummond Street.

24th. I.E.E.—Faraday lecture on “Automation” by Dr. H. A. Thomas at 7.0 at the Usher Hall.

EXETER

12th. I.E.E.—“Germanium and silicon power rectifiers” by T. H. Kinman, G. A. Carrick, R. G. Hibberd and A. J. Blundell at 3.0 at S.W.E.B. Showrooms, Bedford Street.

FARNBOROUGH

24th. I.E.E.—“Space research” by Dr. R. L. F. Boyd at 6.0 at Farnborough Technical College, Boundary Road.

FAWLEY

6th. Society of Instrument Technology.—“Swartwout electronic instrument system” by M. V. Needham at 5.30 at Cophorne House.

GLASGOW

19th. Brit.I.R.E.—“Application of magnetic amplifiers to electrical switching” by J. A. Purdie at 7.0 at the Institution of Engineers and Shipbuilders, 39 Elmbank Crescent.

LEEDS

16th. I.E.E.—Faraday lecture on “Automation” by Dr. H. A. Thomas at 7.0 at the Town Hall.

LIVERPOOL

11th. Institution of Production Engineers.—“Electronic control of machine tools” by J. A. Stokes at 7.30 at the Exchange Hotel, Tithebarn Street.

MANCHESTER

5th. Brit.I.R.E.—“Closed circuit television equipment” by R. E. Blythe at 6.30 at Reynolds Hall, College of Technology, Sackville Street.

18th. I.E.E.—“Bridging the Atlantic” by A. H. Mumford at 6.15 at the Engineers’ Club, Albert Square.

NEWCASTLE UPON TYNE

2nd. I.E.E.—“High-quality microphones” by M. L. Gayford at 6.15 at King’s College.

11th. Brit.I.R.E.—“Microwave strip-line circuits for radar equipment” by K. Foster at 6.0 at the Institution of Mining and Mechanical Engineers, Neville Hall, Westgate Road.

19th. I.E.E.—Faraday lecture on “Automation” by Dr. H. A. Thomas at 7.0 at the City Hall.

PRESTON

11th. I.E.E.—“Computers” by Dr. R. L. Grimsdale at 7.15 at the North-Western Electricity Board Demonstration Theatre, Friargate.

READING

10th. I.E.E. Graduate & Student Section.—“Stereophonic sound” by E. W. Berth-Jones at 7.0 at Reading Technical College.

SHEFFIELD

6th. I.E.E.—Faraday lecture on “Automation” by Dr. H. A. Thomas at 7.0 at the City Hall.

WOLVERHAMPTON

11th. Brit.I.R.E.—“The development of high-frequency tape recording” by P. J. Guy at 7.15 at the Wolverhampton and Staffordshire College of Technology, Wulfruna Street.

WORCESTER

25th. Institution of Production Engineers.—Annual general meeting at 7.0 followed by “Numerical control of machine tools” by O. S. Puckle at the Star Hotel.

LATE-FEBRUARY MEETINGS

23rd. B.S.R.A.—“The application of transistors to low noise pre-amplifiers” by J. Somerset Murray at 7.0 at the Royal Society of Arts, John Adam Street, W.C.2.

27th. R.S.G.B.—“Recent developments in the microwave field” by K. W. Drummond (Mullard) at 6.30 at the I.E.E., Savoy Place, W.C.2.

New Berries On Thirty Year Old Laurels

Warmly spoken of for the last 30 years, Trix does not lounge on its laurels but grows new berries. It’s the same old story: meeting exacting needs of engineers questing for high quality, long service and cost realism. We never tire of it—neither do the customers.

Our latest fruit: Trixtereo for hiphiles. It immerses breathless listeners in deep, living sound.

★ NEW DEVELOPMENTS
in amplifiers, microphones and loudspeakers for every sound system and of course TRIXADIO Passenger Address installations as used in the Comer 4.



THE TRIX ELECTRICAL CO. LTD.

TRIX

1-5 MAPLE PLACE, LONDON, W.1.
Tel: MUSeum 5817 (6 lines). Cables & Grams: Trixadio, Wesdo, London

RANDOM RADIATIONS

By "DIALLIST"

Long-lived C.R.T.s

MY request for information about old television c.r.t.s which are still going strong after years of use produced some quite amazing figures not only for the tubes themselves, but also for valves and other components working in the same sets. The oldest c.r.t. reported still at work belongs to a Horley reader. The set was bought in 1948 and it has averaged not less than three hours' use an evening ever since. During all that time the only bits and pieces replaced have been one EF50, five EB41s and one auto-transformer. Though still unboosted, the 9-in tube is claimed to give an excellent picture. From Washington, D.C., comes an account of an R.C.A. 16AP4 tube which has been in use from late afternoon till bedtime every day since 1949. About four years ago the emission fell off so the heater voltage was raised permanently to 7.5V and it has needed no further attention. My correspondent, who is an electrical engineer, puts its service life so far at 17,000 hours *plus*, for it gets some very hard work at the week-ends and during the children's school holidays.

Can You Say?

Several readers ask whether I can suggest reasons for the longevity of some c.r.t.s. I only wish I could! If you take a batch of well-made and

well-pumped c.r.t.s of the same type, a few (a very few) will fall by the way in the first six months of use; the great majority will have the about average service life for their class—some a little above and some a little below the mean figure. But just the odd one here and there will turn out to be a long-lived prodigy. I suppose, really, that that's only to be expected, for the same sort of thing seems to be true not only of most electrical and mechanical appliances, but also of human beings and other animals. Incidentally, my American reader asks why in this country we use c.r.t. and not c.r.v. as the abbreviation for the cathode-ray tube; in other words, why do we call it a tube and not a valve? The answer to that one is that the c.r.t. was developed (wasn't it by Crookes?) years before the electronic valve was even thought of.

The Sun Does Its Best

DURING the International Geophysical Year, which recently ended its eighteen-months span, the sun played its part in a way which exceeded all expectations. It's some 200 years since records of sunspot activity began to be kept and never in the whole of that time has solar activity been so marked as in the present maximum period. Many of the I.G.Y. programmes were concerned with such activity and some remarkable discoveries will no doubt come

to light when all the results have been fully digested. Two have already been disclosed. The first is that of the Van Allen belt of intense radiation, which surrounds the whole of the Earth, except for those regions which are near the magnetic poles. It was data from Explorer satellites which led to the knowledge of this belt's existence. Then, we seem now to have found the reason—or at any rate one of the reasons—why large "flares" in the sun are followed by wireless blackouts. Whenever such a flare occurred the U.S. authorities sent up special rockets and from the data received from these it was found that these activities are accompanied by a tremendous emission of X-rays, one of whose effects is to cause the wireless blackouts.

Some Bed!

ON the whole, I don't think I'll go in for one of the super-beds on show at the recent Furniture Exhibition in London. I use my bed for sleeping purposes. There are doubtless those who like to go abed and watch the "tele" or listen to the "wireless" and I've no doubt that there'll be quite a run on Slumberland's masterpieces, even of the variety with mink coverlets, which is to sell for a mere £2,500. I might be tempted to do something about it if the TV set were equipped to deal with tape recordings of single-file processions of sheep jumping one after another over a gate. That would indeed be a luxury beyond price to those who like myself sometimes have bouts of insomnia. But I don't think I need push-button curtain opening or shutting gadgets and I'm sure I don't want a bed fitted with an intercom. telephone—unless this is so arranged that it can be used only for outgoing calls. No, I think I'll remain content with my present simple, but very comfortable couch.

Non-detachable Backs

WHAT a blessing it would be if the television sets sold to the ordinary viewer could be made with backs that couldn't be taken off except by the use of a key or a special tool. Like me, I expect you've met with instances of the damage that can be done when someone who knows nothing about the works gets poking about in them



"WIRELESS WORLD" PUBLICATIONS

	Net Price	By Post
LOW-COST HIGH-QUALITY AMPLIFIER. P. J. Baxandall, B.Sc. (Eng.)	3/6	4/-
GUIDE TO BROADCASTING STATIONS 1958-59. Compiled by "Wireless World"	2/6	2/11
TELEVISION RECEIVING EQUIPMENT. W. T. Cocking, M.I.E.E. 4th Edition	30/-	31/9
TRANSISTOR A.F. AMPLIFIERS. D. D. Jones, M.Sc., D.I.C., and R. A. Hilbourne, B.Sc.	21/-	21/10
LONG-WAVE AND MEDIUM-WAVE PROPAGATION. H. E. Farrow, Grad. I.E.E.	4/6	4/10
RADIO VALVE DATA. Compiled by "Wireless World." 6th Edition	5/-	5/9
TELEVISION ENGINEERING VOLUME IV: General Circuit Techniques. S. W. Amos, B.Sc.(Hons.), A.M.I.E.E., and D. C. Birkinshaw, M.B.E., M.A., M.I.E.E.	35/-	36/2
FOUNDATIONS OF WIRELESS. M. G. Scroggie, B.Sc., M.I.E.E. 7th Edition	15/-	16/4
THE OSCILLOSCOPE AT WORK. A. Hass and R. W. Hallows, M.A. Cantab., M.I.E.E.	15/-	16/6

A complete list of books is available on application

Obtainable from all leading booksellers or from

ILIFFE & SONS LTD., Dorset House, Stamford Street, London, S.E.1

with a screwdriver. And then there's the question of the risk of accidents. By the law of averages about half the TV sets used with 2-pin mains plugs are at any time so connected that their chassis are live. Yet people will get fiddling about with adjustments which can be made only if the set is switched on and working. One way of making backs non-detachable except by the serviceman would be to mount one side of the back on pintles like those used for rudders and to have a lock or a sealed fastening between the other side and the cabinet. Probably the seal would be the simplest. The dealer would fix it when he had installed the set and would impress his own mark on it.

CLUB NEWS

Barnet.—F. J. H. Charman (G6CJ) will give a lecture-demonstration on aerials to members of the Barnet & District Radio Club on March 31st. The club's lecture-meetings are held at 7.30 on the last Tuesday of each month at the Red Lion Hotel, High Barnet. Morse and instructional meetings are held on the second Tuesday.

Battersea.—The London Short-wave Club meets every Friday at 7.30 at the L.C.C. Men's Institute, Latchmere Road, London, S.W.11. Lecture-demonstration meetings are arranged for alternate Friday evenings and the club station (G2CLR) is "on the air" on the intermediate Fridays between 7.30 and 9.30.

Birmingham.—The March programme of the Slade Radio Society includes a Mullard film show on the 6th at the Y.M.C.A., Snow Hill; a talk on the 13th by J. F. Moseley, of Pye, on v.h.f. business radio, illustrated by a film; and on the 27th two members, T. J. Hayward (G3HHD) and G. Nicholson (G3HKC) will deal with the construction and use of test equipment. Except where otherwise stated, meetings are held at the Church House, High Street, Erdington, at 7.45.

Brighton.—Meetings of the Brighton and District Radio Club (G3EVE) are held at 8.0 on Tuesdays at the Eagle Inn, Gloucester Road, 1.


Bury.—B. P. Clear, of the Jodrell Bank Research Station, will talk on some aspects of the station's work at the March 10th meeting of the Bury Radio Society. The club meets at 8.0 at the George Hotel, Kay Gardens. On the 24th members are visiting the Mullard works at Simonstone.

Halifax.—High-quality recordings will be demonstrated by Fane Electronics to members of the Halifax & District Amateur Radio Society on March 3rd. The club meets on the first Tuesday of each month at the Sportsman Inn, Bradshaw.

South Kensington.—D. E. A. Harvey, of Siemens, will speak on the manufacture and use of transistors at the March 10th meeting of the Civil Service Radio Society. Meetings are held at 6.0 in the Science Museum, South Kensington, London, S.W.7.

Delivery depends upon perfected precision!

We are now in a world where automation is gaining a controlling influence over our living, and where (more than ever before) small components are being relied upon for perfect operations. It is little wonder that more time must now be spent in designing and developing such components on which so much accurate and critical performance depends.



With these things in mind the Technical Departments of The House of Bulgin are consistently designing, developing and testing new components to keep abreast of the demands placed upon them. It is Our Aim to Maintain Our Existing Claim, of having the Largest Range of the Highest Quality Components in the World.

OVER 10,000 COMPONENTS AVAILABLE



Send for Catalogue No. 200/C which gives complete technical and illustrative details of our entire range.

(1/6 Post Free, or Free to Trade Letterhead or Order.)

BULGIN

FOR MINIATURE MICRO SWITCHES

A. F. BULGIN & CO. LTD.,
BARKING, ESSEX

Telephone: RIPPleway 5588
(10 lines)



MICRO SWITCHES OVER 1,000 VARIETIES



LIST NO.
S.500-502



LIST NO.
S.509-511



LIST NO.
S.2/736



LIST NO.
S.690, 691



LIST NO.
S.695



LIST NO.
S.530, S.532



LIST NO.
S.720

Extra-spatial Electrons

NOT long after the Russians launched their circumsolar satellite, I attended a lecture at the London Planetarium in which this man-made planet was shown, together with the other planets in their respective orbits, travelling around the sun. The lecturer must have been an electronics fan—which is not quite the same thing as an electric fan—as he was at pains to explain what a great part electronics played in space navigation.

In my opinion the next step will obviously be to launch a satellite at a high enough velocity for it to escape from the sun's gravitational field, and go into orbit around the nearest star, Proxima Centauri, which is only $4\frac{1}{2}$ light years away. Then will come the day when a spaceship escapes out of our own Milky Way, and journeys towards another galactic system such as the giant nebula in Andromeda which is one of the nearer ones, only a matter of a million light years distant.

When that day dawns will there be no other fields to conquer? To the unthinking materialist it might seem so, but to the more intelligent members of the community who read *W.W.* it will be clear that the ultimate triumph will not come until a "spaceship" breaks out of this universe of space and time into the timeless and non-spatial one which seems to be inhabited by poltergeists and other clammy entities who, if the ghost hunters are to be believed, not only pass freely through brick walls, without let or hindrance, but have the ability to be in two or more places at once.

Now I have never actually seen a ghost, although I once mistakenly thought I did, as you will see by the accompanying 20-year-old sketch. It may surprise you, therefore, when I say that I do believe in them, and I

think I can see the way in which we may eventually be able to launch a psychic sputnik.

Actually it was "Cathode Ray" who gave me the idea when he told us in the November issue that an electron seemed to consist of an uncanceled ψ wave, which, as he explained, is a wave in nobody knows what. Now obviously these ψ waves must possess the various attributes which we associate with waves such as length, amplitude and what-have-you.

We all know that radio waves of various lengths and amplitude are constantly passing through our receivers and through each other without difficulty. Working on this analogy I have the idea that ghosts are built of atoms made up of ψ waves having a different length or other dimension from those which we call electrons.

It therefore follows that if we can find means to change the length or other dimension of the electronic ψ (psi) waves, we shall turn them into what I will call psychic electrons of which ghosts and ghostly walls are built. In other words if we change the wavelength of electrons or ψ wave in, say, a lump of sugar, it will disappear from our world into the fourth dimension, like the Time Machine in H. G. Wells's famous science-fiction novel.

Challenge Accepted

IN the January issue Mr. James M. Hoy in a letter to the Editor invites me to visit the Institution of Civil Engineers for the purpose of reading a certain paper in the Proceedings of this learned society, after which I am further invited to give a definition of the phrase "common usage". All this, because I stated in *W.W.* that the word "valve" had, by common usage, come to mean a one-way device.

Well, I have no need to accept the invitation to visit the HQ of the I.C.E. to study the paper mentioned, for I will freely concede that in civil engineering circles a valve obviously does not mean a one-way device. I will, however, gladly accept the invitation to define what I mean by "common usage".

On the face of it, the phrase would seem to mean "as universally used by all ordinary folk". That is not my view at all nor can it be the view of Mr. Hoy, otherwise he would not talk in his letter about the "ball valve in the cistern in the attic", for he must know that the term "ball cock" is used by most ordinary folk, who also ignorantly talk of a lavatory cistern when they mean a "water-waste preventer".

No, when I said that the word "valve" had, by common usage come to mean a one-way device, I meant among the people I was addressing, namely, regular readers of *Wireless World*, and also other people having a serious interest in matters covered by this journal.

If I were writing for a cycling journal I think I should also be justified in thinking that among its readers a valve meant a one-way device.

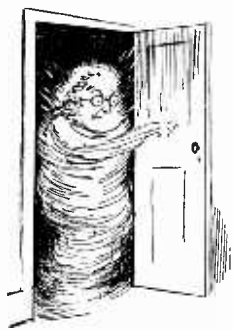
But if I were writing for a journal like the *Radio Times* which caters for the millions who use radio valves, then I should remember that among the majority of its readers the word valve meant neither a one-way device nor a regulating device. To the ordinary listening and viewing public the word valve simply means a "small glass thing" inside the receiver.

Satis-Fi Tapes

I POINTED out in the February issue that most commercial tapes are recorded at $7\frac{1}{2}$ in/sec whereas many tape recorders are designed for $3\frac{3}{4}$ in/sec only. I asked companies to let us have some $3\frac{3}{4}$ in/sec records even if it meant sacrificing a bit of hi-fi so that the tapes became lo-fi ones.

I have now heard from Technical Suppliers Ltd., that such tape records, having a frequency range of 30-16,000 c/s, are already available from them.

The makers say that, in their opinion, with the ever-increasing performance of modern tape recorders, these slower-speed tapes will eventually replace those of $7\frac{1}{2}$ in/sec. Maybe they will, just as the " $7\frac{1}{2}$ " hi-fi recordings appear to have ousted the early 15 in/sec tapes. I don't suppose that those who have already paid good money for " $7\frac{1}{2}$ " hi-fi tapes will agree that the new ones can be as good. But I feel sure they will satisfy most of us, and perhaps we can compromise, therefore, and instead of talking of lo-fi tapes as I suggested, call them satis-fi tapes.



I once mistakenly thought I saw a ghost

FERGUSON choose the

Model **8** AvoMETER

for their Television & Electronic Laboratory



Photograph by courtesy of Thorn Electrical Industries Ltd.

A.C. VOLTAGE: 25 mV. to 2,500 volts.
 A.C. CURRENT: 1 mA. to 10 amps.
 D.C. VOLTAGE: 25 mV. to 2,500 volts.
 D.C. CURRENT: 0.5 microamps to 10 amps.
SENSITIVITY:
 20,000 ohms per volt on all D.C. ranges.
 1,000 ohms per volt on A.C. ranges
 from 100 volts upwards.

RESISTANCE:
 0 to 20 megohms (using internal batteries).
 0 to 200 megohms (using external D.C. supply).
DECIBELS: -15dB to +15dB.

Various accessories are available for extending the above ranges.

FERGUSON are typical of the many leading manufacturers of electronic, radio and television equipment who rely on AVO instruments.

The Model 8 AvoMeter shown in use is a 30-range self-contained A.C./D.C. moving coil instrument, produced primarily for the electronic, radio and television engineer. The upper photograph shows a mounted pivot under examination. This is only one of many operations carried out in a special air-conditioned dust-free zone in the AVO factory to ensure the highest possible standards of accuracy and reliability.

Size: 8½ x 7½ x 4½ inches.
 Weight: 6½ lbs. (approx.) including leads.

List Price: £23 : 10s.

POST THIS COUPON TODAY!

Cut out this coupon and attach to your Letter-heading or Trade Card.

To Sales Department,
AVO LTD., Avocet House,
 92-96 Vauxhall Bridge Road,
 London, S.W.1.

Please send fully illustrated Brochure describing the Model 8 AvoMeter. w.w

AVO LTD

Telephone: VICToria 3404 (9 lines)

AVOCET HOUSE • 92-96 VAUXHALL BRIDGE ROAD • LONDON • S.W.1

SOLARTRON

present a range of fine oscilloscopes for 1959

Continuous basic development and active research into customers' requirements ensure that there is always a Solartron precision-engineered oscilloscope available for your specific application.

A brief look at the nine basic specifications below will help you to plan your visual analysis instrumentation. From the special CD 715 for monitoring of power supplies to the latest Measuring Oscilloscope—the CD 643.2—each instrument represents the finest value in oscilloscopes obtainable today.

The CD 643.2 Measuring Oscilloscope (illustrated) is the most accurate measuring 'scope in quantity production. With a constant bandwidth of D.C.



to 12 Mc/s and an effective timebase ratio of 100 million to one, the CD 643.2 has precision decade measurement facilities on both 'X' and 'Y' axes. On the 'X' axis "bright-up" markers for pulse work—and for lower frequencies a brightening pedestal of accurately controlled duration; whilst on the 'Y' axis precision switching of a reference voltage source enables signal nulling to be easily accomplished and amplitude measured directly off the controls, both to an accuracy within 2%.

	General Purpose Oscilloscope CD 513.2	Pulse & Radar Monitor Oscilloscope CD 518	General Purpose Oscilloscope CD 52352	Servo Oscilloscope AD 557	Pulse & Radar Monitor Oscilloscope CD 568	Measuring Oscilloscope CD 643.2	Double-Beam Oscilloscope CD 71182	Power Supply Monitor Oscilloscope CD 715	Constant Bandwidth Oscilloscope CD 814.2
Services No:	—	Mod. Version of CT 316	CT 386A	—	Mod. Version of CT 316	CT 380	CT 414	Admiralty Mk. 29 TU	—
Bandwidth (3db):	Max: D.C.—10 Mc/s.	Max: D.C.—5 Mc/s.	Max: D.C.—10 Mc/s.	Max: D.C.—1 Mc/s.	Max: D.C.—5 Mc/s.	Constant: D.C.—12 Mc/s.	Max: D.C.—7 Mc/s.	Max: D.C.—20 Kc/s.	Constant: 0.9 c/s—9 Mc/s.
Sensitivity:	1 mV/cm.—10 V/cm.	0.4 V/cm.—10 V/cm.	1 mV/cm.—10 mV/cm.	3 mV/cm.—100 V/cm.	0.4 V/cm.—10 V/cm.	100 mV/cm.—60 V/cm.	3 mV/cm.—100 V/cm.	10 mV/cm.—10 V/cm.	30 mV/cm.—30V/cm.
'Y' Calibration:	Cal. Sensitivity Acc: 10%	Shift Meter Acc: 3%	Cal. Sensitivity Acc: 10%	Cal. Shift Acc: 5%	Shift Meter Acc: 3%	Cal. Shift Acc: 2%	Cal. Shift Acc: 5%	Special Facilities	Comparison A.C. Acc: 5%
'X' Calibration:	Cal. Adjustment Acc: 10%	'Pips' and Sinewave Acc: 2% & 1%	Cal. Adjustment Acc: 10%	Cal. Adjustment Acc: 10%	Sinewave Acc: 1%	'Pips' and Bright-up Acc: 2%	Cal. Adjustment Acc: 5%	Special Facilities	Brilliance Mod. Acc: 5%
Sweep Velocity:	10 cm./Sec.—10 cm./μ Sec.	0.1 cm./m Sec.—10 cm./μ Sec.	1 cm./Sec.—10 cm./μ Sec.	1 cm./Sec.—1 cm./μ Sec.	0.1 cm./m Sec.—10 cm./μ Sec.	10 cm./Sec.—10 cm./μ Sec.	0.33 cm./Sec.—3.3 cm./μ Sec.	1 cm./Sec.—100 cm./Sec.	0.1 cm./m Sec.—2 cm./μ Sec.
'X' Expansion:	× 0.5, × 1.0, × 2.0, × 5.0.	—	× 0.5, × 1.0, × 2.0, × 5.0.	Variable up to × 10	—	Variable up to × 100	Variable up to × 10	× 0.05, × 0.1, × 0.2, 0.5, × 1.0.	Variable up to × 10
Dimensions:	16½" × 10" × 22" deep.	12" × 9" × 18" deep.	16½" × 10" × 22" deep.	16½" × 10" × 22" deep.	12" × 9" × 18" deep.	20" × 14½" × 27½" deep.	16½" × 13" × 27½" deep.	14" × 10" × 20" deep.	14½" × 10½" × 19½" deep.
Weight:	70 lb.	40 lb.	70 lb.	70 lb.	40 lb.	140 lb.	116 lb.	47 lb.	43 lb.
Price:	£235	£235	£275	£285	£220	£490	£390	£460	£145

Also available shortly—the new Solartron Infinite Persistence Oscilloscope Type QD 910

Why not write or call us now for a demonstration of any of the nine models listed above?

Specialist instrument engineers are immediately available to assist you, whatever your problem or field of application.

THE SOLARTRON ELECTRONIC GROUP LIMITED

THAMES DITTON · SURREY · TELEPHONE: EMBERBROOK 5522 · CABLES: SOLARTRON, THAMES DITTON

These photocells give you the simplest photo-electric control possible

Photo-electric control with the Mullard ORP11 and ORP90 cadmium sulphide cells is the simplest possible because a photocell and relay form the complete circuit.


The unusual combination of high current capacity and extreme sensitivity of these Mullard cells enables robust relays to be operated direct—amplifiers are unnecessary.

Both cells can be operated from either a.c. or d.c. supplies, they are inherently rugged and have a wide range of applications in industry.

The usable response extends through the entire visible spectrum to the near infra-red.

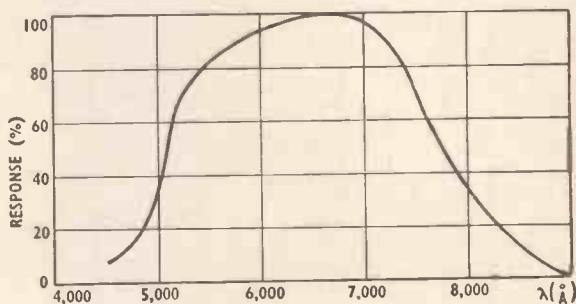
The ORP11 differs from the ORP90 chiefly in being "end-viewing" and having a somewhat smaller photocathode area. This type of photocell is made available to simplify mounting problems encountered in certain applications—particularly in flame failure detectors in oil fired furnaces.

Data sheets giving further information are readily available from the address below.



ABRIDGED DATA

	ORP 11	ORP 90
Required direction of incident light	End-on	Side-on
Area of photo-element	1.25 sq. cm.	2.9 sq. cm.
Average cell current at 10V d.c., 5 foot candles and lamp colour temperature 2 700°K.	6mA	6mA
Maximum ultimate dark current at 100V d.c.	5 μ A	< 2.5 μ A
Maximum cell dissipation at 25°C.	200 mW	600 mW
Spectral response	Same for both cells—see curve.	




Mullard Limited
 Mullard House, Torrington Place, London, W.C.1
 Telephone: Langham 6633



VITAVOX

- ★Duplex design
- ★Full range reproduction
- ★Purpose-built tweeter
- ★Heavy duty woofer
- ★Smooth cross-over
- ★Replaceable cone
- ★Die-cast chassis
- ★Instrument finish
- ★Generous magnet design
- ★Plasticised cone surround
- ★Dust excluding construction
- ★Low fundamental resonance



DU120
£19 10s.

for the audiophile

This fine example of modern audio craftsmanship will appeal especially to those of your customers who wish to use or build their own enclosures, or for whom you are creating a special installation—either monophonic or stereophonic—for the DU120 Duplex Coaxial Full Range Loudspeaker is prized by the purchaser who places quality of performance and construction above other considerations, and who wishes to enjoy to the full the impressive quality now available from discs, tapes and F.M. broadcasts. And you'll earn his thanks as well as a trouble-free sale when you recommend VITAVOX, for Vitavox standards of design and manufacture ensure that you are selling a loudspeaker today with the performance of tomorrow.


Write today for full information on the complete range of VITAVOX audio products to: VITAVOX LIMITED, WESTMORELAND ROAD, LONDON, N.W.9. Telephone: COLindale 8671.

*for the
sound engineer*




B.50 Series Microphones—Speech quality dynamic microphones combining small size, robust construction, comprehensive switching and excellence of performance.

S.2 Pressure Unit—Unsurpassed both for finish and performance, the high frequency unit for the most exacting applications.

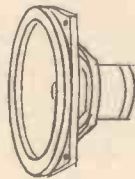


GP.1 Pressure Unit—For medium quality auditorium installations as a high frequency unit or for sound-reinforcement installations.




'Bitone' Loudspeaker System—The new Model 3201 dual-channel instrument with multicell horn loaded high frequency section. For halls, schools and small cinemas.

K15/40 Loudspeaker—A fifteen-inch single cone loudspeaker particularly intended for low frequency reproduction.



AK120 Series Loudspeakers—A comprehensive range of twelve-inch single cone loudspeakers constructed throughout to the highest standards.

Printed Circuit Counter Panels




A complete range of transistorized counter panels of common size, fixing method and electrical connexion, designed to provide a flexible unit system whereby any special requirements in the counting or data processing fields can be quickly built up.

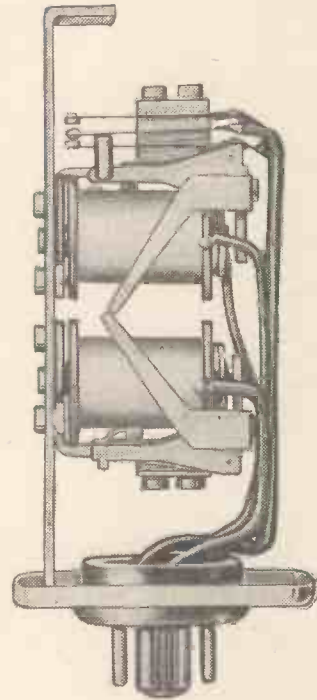
A fully illustrated brochure giving complete performance and specification figures for every panel in the range is available on request.

50kc/s Scaler
1Mc/s Scaler
Input Amplifier
Gate Unit
10kc/s Oscillator
1Mc/s Oscillator
Power Unit
50kc/s Read-out Scaler
1Mc/s Read-out Scaler
4 Channel Output Unit
Read-out Unit
Meter Display Unit
Lamp Display Unit
Numerical Indicator Tube
Shift Register Stage
Shift Register Driver

RANK CINTEL LIMITED
 Worsley Bridge Road · London · SE 26
 HITHER GREEN 4600



Interlocking Relay Unit



This unit is designed for switching between alternate circuits at regular or irregular periods. Suitable for flow-control motors, positioning devices and other similar applications.

The Unit mounts a pair of Relays which are mutually interlocking so that either one or the other is always locked-in.

Multiple contact assemblies can be mounted on either or both relays and either or both coils can be for A.C. or D.C. operation.

Available hermetically sealed, enclosed, or open on a mounting bracket, with a wide choice of plug-in or hook type solder headers.

Please write for full information.

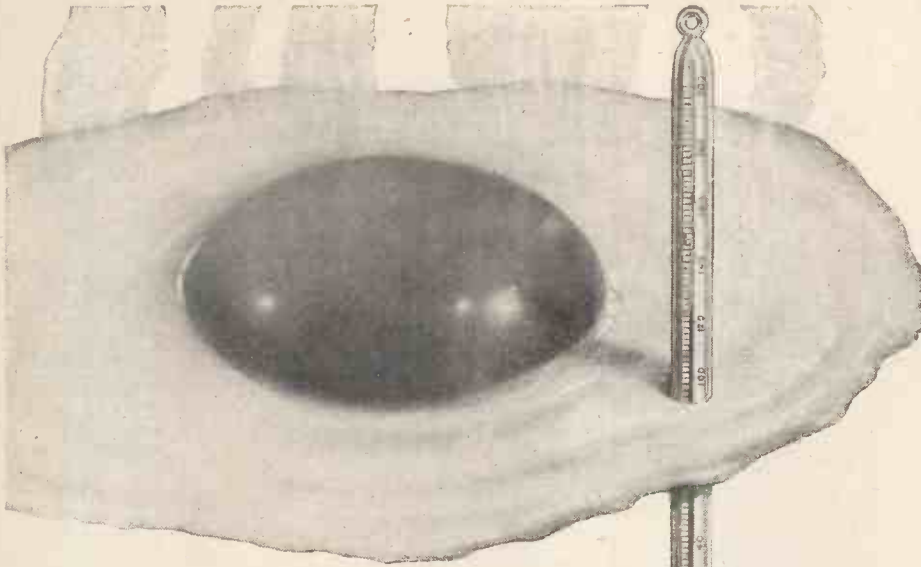


Magnetic Devices
A.R.B and A.I.D APPROVED LIMITED

EXNING ROAD · NEWMARKET · SUFFOLK

Telephone: Newmarket 3181-4

Telegrams: Magnetic Newmarket



When it's hot enough to fry an egg
 "Terecaps" are in their element



SIZES AND RATINGS

Capacitance	Working Voltage d.c.		Test Volts d.c.	Dimensions ins.		Catalogue Ref.
	at 71°C	at 125°C		Length	Dia.	
0.1	150	125	300	1 1/4	1/8	8801.C
0.25	150	125	300	1 1/2	1/8	S-8803.C
0.5	150	125	300	1 3/4	1/8	S-8800.C
1.0	150	125	300	1 7/8	1/8	S-8804.C
0.1	250	180	500	1 1/4	1/8	8801.C
0.25	250	180	500	2 1/4	1/8	8803.C
1.0	250	180	500	2 3/4	1/8	8804.C
0.1	350	250	700	1 1/2	1/8	8802.C
0.25	350	250	700	1 3/4	1/8	S-8804.C
1.0	350	250	700	2 1/4	1/8	8806.C

"Terecap"* Capacitors

Dubilier "Terecap" Capacitors are of tubular form with extended foil metal electrodes fitted with wire tail terminations and incorporate a non-hygroscopic film dielectric. Being designed to meet abnormal atmospheric conditions such as obtain in tropical zones the capacitors are supplied hermetically sealed in metal containers with ceramic end-seals.

* A Registered Dubilier Trade Mark.

Dubilier "Terecap" Capacitors have these outstanding features:—

1. Can be used up to 125°C. with voltage de-rating above 70°C.
2. High insulation resistance, more than twenty times that of paper dielectric capacitors. (10,000ΩF at 20°C.)
3. Compactness.
4. Excellent capacitance stability over a wide temperature range. (Normal capacitance tolerance ± 20%)
5. Power Factor 0.5% at 20°C. for 1 kc/s.

Other capacitance values can be supplied to order. We invite your enquiries.

DUBILIER

DUBILIER CONDENSER CO. (1925) LTD., DUCON WORKS, NORTH ACTON, LONDON, W.3.
 Telephone: ACOrn 2241 Grams: Hivoltcon, Wesphone, Lond

CAWKELL INSTRUMENTS IN ACTION . . . 3

Time Calibrator type CU3




We had intended, this month, to show a typical user of our time marker generator. Unfortunately all the customers we approached are working on secret projects and wouldn't let our camera near the equipment.

The CU3 Time Calibrator provides crystal calibrated time markers for use with an oscilloscope. The markers can be either free running or keyed from a square wave source. The keying source can be the internal generator or external to the calibrator.

BRIEF SPECIFICATION

Marker intervals:	0.5 - 1000 microseconds
Accuracy:	$\pm 0.05\%$
Amplitude:	$\pm 50V$
Rise-time:	0.1 microseconds.

*A typical display of a keyed train of markers
at intervals of 1 and 5 microseconds*



For full details contact:

CAWKELL RESEARCH & ELECTRONICS LTD

SCOTTS ROAD
SOUTHALL · MIDDLESEX

Telephone: SOUthall 3702/5881

Low Resonance Speakers

by Wharfedale

REGISTERED TRADE MARK

Model SFB/3 (Regd. design 881,557)

£39-10-0 Complete



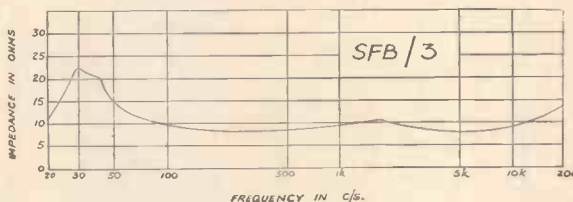
- Attractive appearance
- Free-standing and easily moved
- Resonance free Sandfilled Baffle
- Omni-directional
- Frequency range: 30 c/s to 20,000 c/s
- Moderate price

SPECIFICATION

Size 34in. × 31in. × 12in. Weight 64lb.
 Impedance 8/15 ohms. Bass resonance 30/35 c/s.
 Max. input 15 watts.

UNITS

W12/SFB, 10in. Bronze/SFB, Super 3. The 12in. and 10in. units are in parallel. This arrangement gives very smooth results over the full range with a 3 dB gain at low frequencies. The Super 3 is again in parallel via a 4 Mfd. capacitor and is mounted on a small baffle facing upwards.



IMPEDANCE CURVE. Note the unusually level impedance which typifies the wide frequency response.

Model PST/8


A new, compact low-resonance cabinet, fitted with **EXPANDED POLYSTYRENE** panels.

SIZE: 24" x 12" x 12"
 Weight of cabinet 17lb.

The PST/8 has been designed to give optimum results at **minimum** cost in money and room space. Placed on a shelf or table, it is an ideal second speaker for STEREO with the SFB/3 or COLUMN EIGHT in the other channel, and may be laid on its back with the cone facing upwards to avoid directional effects if preferred.

The PST/8 also functions well as a second speaker to reduce room resonance on single channel input.

Made and guaranteed by



PRICES: (including tax where applicable)
 Cabinet only

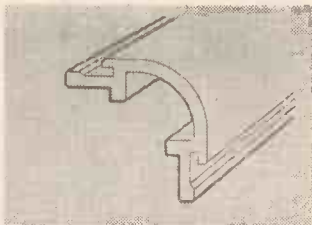
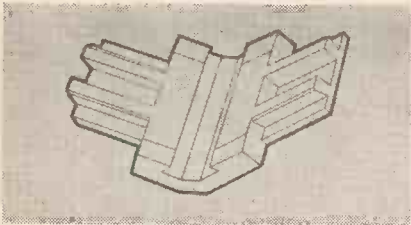
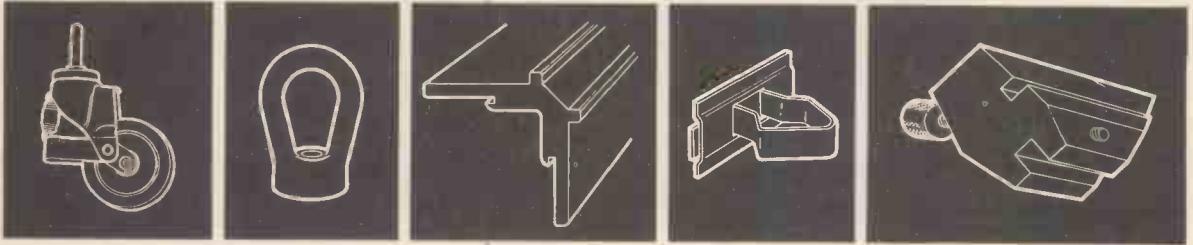
- £7/10/- in white wood.
- £10/10/- polished and veneered walnut, oak or mahogany.
- Fitted with 8" Bronze/FS/AL**
- £13/19/- in white wood.
- £16/19/- polished and veneered as above.
- Fitted with Super 8/FS/AL**
- £16/15/- in white wood.
- £19/15/- polished and veneered as above.

Leaflets giving full technical description and operational notes by G. A. BRIGGS Free on Request.

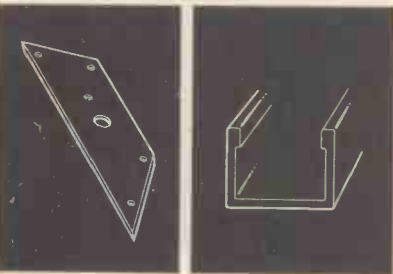
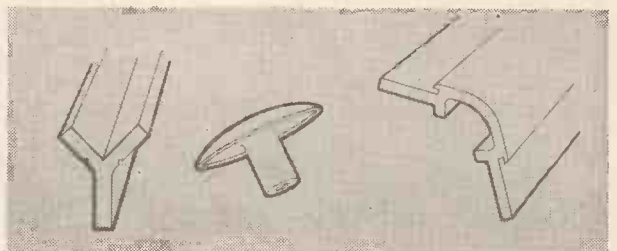
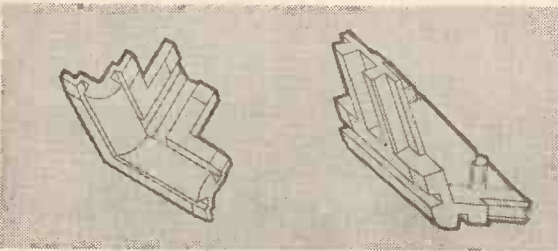
Telephone: Idle 1235/6. Grams: 'Wharfedel,' Idle Bradford.

62 big Imlok developments

TO SAVE YOU MONEY ON CASE CONSTRUCTION!



IMLOK—the unique cabinet construction system—now offers designers and engineers even more possibilities than before. Fifty-six new parts have been added to the already wide range of precision-made corner connectors, extrusions and accessories, and you can now buy Imlok in six different stages of manufacture. It means more versatility . . . more scope in case and cabinet design. The Imlok system is ideal for both prototype and production work



56 new parts

The addition of new connectors and extrusions means you can now have external or internal angles from 22½° to 90°. The new range also includes strengthening extrusions for extra heavy-duty structures, fashion trims, doorpulls, castors, and many more. Full list on request

6 ways to buy

1. As individual connectors and with extrusions in 12ft. lengths.
2. With connectors pre-drilled ready for assembly with self-tapping screws.
3. With pre-drilled connectors and with extrusions custom-cut by Imhofs to your lengths and mitred.
4. As a complete frame-work, ready for fitting with your own panels.
5. As a complete structure with panels, but unpainted.
6. As a complete case, rack or console, fully finished

NEW 36-PAGE IMLOK MANUAL

now available, includes illustrations and specifications of all Imlok parts, colour photographs of many cabinet and console designs built in Imlok, as well as new Imlok uses. Send now for free copy



IMLOK

Alfred Imhof Ltd., Dept. M.3, Ashley Works, Cowley Mill Road, Uxbridge, Middx. Uxbridge 6231

Export & London Showrooms: 112-116 New Oxford St WCI: Museum 7878

IMHOFS AGENTS OVERSEAS

AUSTRALIA Aladdin Industries (Pty) Ltd, Stanmore NSW

BELGIUM Rogelec, Ghent

CANADA Measurement Engineering Ltd, Arnprior

DENMARK Tage Schouboe, Copenhagen N

FINLAND Oy Scienta Ab, Helsinki

HOLLAND J.Th. van Reijzen, Delft

ITALY Prodel SPA, Milan

NEW ZEALAND Imarex Ltd, Auckland C3

NORWAY Birger Christensen, Oslo

SWEDEN Elektronlund AB, Malmo C

SWITZERLAND Walter Blum, Zurich 2/39

U.S.A. Bud Radio Inc, Cleveland 3, Ohio

BRIT. GUIANA British Caribbean Agencies Ltd, Georgetown, Demerara

SEE US ON STAND X17 at the ELECTRICAL ENGINEERS A.S.E.E. EXHIBITION, EARLS COURT, MARCH 17-21.

Pye MICROWAVE

Portable

TV Links

Type PTC M1000

This transportable long-range television link is suitable for use with the N.T.S.C. colour or monochrome systems, the C.C.I.R. system or the British 405-line system. A sub-carrier f.m. music link circuit is incorporated. The normal frequency range is 6875 to 7425 Mc/s but models can be supplied to cover the range of 5925 to 6425 Mc/s. The r.f. power output is one watt.

The equipment can be operated back-to-back as a demodulator repeater for multi-stage transmission links. Dependent upon siting, each link is capable of transmitting a distance of 50 miles or more.

Transmitter and receiver, as well as an r.f. wave-meter and intercommunication circuits are all contained in four lightweight luggage-type cases. Spun aluminium parabolic reflectors are available in diameters up to 10 ft., and all ancillary equipment can also be supplied.

Please write for details.


As supplied to:

ASSOCIATED TELEVISION LTD.
 SCOTTISH TELEVISION LTD.
 TYNE-TEES TELEVISION LTD.
 CENTRAL REDIFFUSION SERVICES LTD.
 PORTUGUESE TELEVISION SERVICE
 ATOMIC WEAPONS RESEARCH
 ESTABLISHMENT
 and many other users



MICROWAVE LINKS

now in quantity production



ELAC 110° Scanning Coil

This latest ELAC deflection unit incorporates the new MULLARD Ferroxcube core Type FX 1981, enabling a "pull back" of 4 mm to be achieved without loss of sensitivity. Line inductances of 5 to 30 mH with $\frac{1}{R}$ RATIO OF .8 and frame impedances of 2 to 70 ohms are readily available. The standard model is supplied complete with TUNGSTEN steel picture centring plates, positive tube neck clamping device and a terminal panel well removed from adjustment points.



ELECTRO ACOUSTIC INDUSTRIES LTD., Stamford Works, Broad Lane, London, N.15.
Tel: TOT 0505.



we get such glowing letters!

Yes, we receive many letters congratulating us on the quality and fine performance of our products also the excellent service we maintain. Being the sole manufacturers of Brenell recorders, we are naturally pleased to receive such praises which fully justify our claim that the equipment we manufacture and sell is the finest value money can buy.

AN ENTHUSIAST

... Results now have justified my faith in buying a Brenell, and I shall not hesitate to recommend your products and excellent service to anyone . . . F.A.M.

... again I would say that we are more than pleased with the instrument itself and it is nice to know that one is dealing with manufacturers who have the interest of their customers after sale so much at heart . . . F.G.C.

A MEMBER OF U.S.A.F.

... having investigated tape recorders manufactured in the United States, Germany, the Netherlands and Great Britain I was greatly impressed by the performance and quality of your product: it is, in my opinion, one of the finest instruments of its type available in this wide market . . . D.B.

TAPE CLUB FOUNDER

... You can quote me at any time as saying that pound for pound the Brenell recorder is the finest value in tape equipment on the market today . . . C.W.A.

A PROUD OWNER

... my recorder has given me excellent service and I am really delighted with it . . . J.R.

A WARDEN

... a member of the management committee of our Centre was at the Show last week, and came back full of praise for your equipment, Brenell Mk. 5 Stereophonic Record Playback. He has interested us to the extent that we would like to add this item to the Centre's equipment . . . A.B.



BRENELL Mark 5

- ★ Four recording speeds 1½, 3½, 7½ and 15 i.p.s.
- ★ Permits use of 8½in. reels (2,400ft. of tape for long play. 1½ i.p.s. over 8 hours)
- ★ Three independent motors (B.T.H.)
- ★ Special foolproof interlocking controls
- ★ Instant stop without spillage
- ★ Pause control
- ★ Digital rev. counter
- ★ High quality amplifier
- ★ Recording level indicator
- ★ Monitoring facilities
- ★ Azimuth head adjustment
- ★ Provision for extra sound heads
- ★ Fast rewind (1,200ft. in 45 secs.)
- ★ Coloured signal lights

LIST PRICE

64 GNS.
including
1200 ft.
of tape

Because the Mark 5 is of unit construction the following can be supplied as separate items for incorporation in your own equipment.

Tape deck with provision for extra heads	28 gns.
Tape Pre-amplifier Type T.P.2.	17 gns.
Power Unit T.U.2.....	£4. 18 0
*tereo/Rec. Playback (including mounting rack)	£93. 16 0

BRENELL 3 STAR ★ ★ ★ PORTABLE

- ★ Three recording speeds, 1½, 3½, 7½ i.p.s.
- ★ Frequency compensation at all speeds
- ★ Push button operation (interlocked)
- ★ Printed circuit amplifier
- ★ Separate bass and treble controls
- ★ High-quality loudspeaker (8in. by 5in.)
- ★ Spool sizes up to 7in. to take standard pre-recorded tapes (all E.M.I. pre-recorded tapes are on 7in. reels)
- ★ Pause control
- ★ Digital revolution counter
- ★ Modern style wooden cabinet designed for improved acoustic performance

58 gns.

Price includes Microphone, 7in. spool and 1200 ft. Tape.

Send for full details and information on Stereophonic/dual track play-back equipment, to Sole Manufacturers:

BRENELL ENGINEERING CO. LTD.

1a DOUGHTY STREET, LONDON, W.C.1
Tel: CHAncery 5809 and HOLborn 7358



STEREO SOUND

SUPREME

by

Connoisseur

THE RESULT OF 4 YEARS' PROGRESSIVE DEVELOPMENT

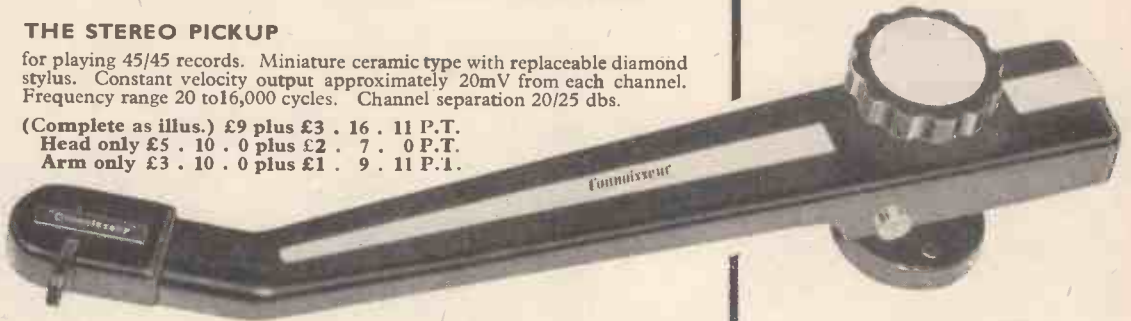
THE STEREO PICKUP

for playing 45/45 records. Miniature ceramic type with replaceable diamond stylus. Constant velocity output approximately 20mV from each channel. Frequency range 20 to 16,000 cycles. Channel separation 20/25 db.

(Complete as illus.) £9 plus £3 . 16 . 11 P.T.

Head only £5 . 10 . 0 plus £2 . 7 . 0 P.T.

Arm only £3 . 10 . 0 plus £1 . 9 . 11 P.T.



VARIABLE 3 SPEED MOTOR TYPE B


Operates at 33½, 45 and 78 r.p.m. Non-ferrous turntable. Built-in large stroboscope with internal light source. Precision ground and lapped spindles. Adjustable nylon graphite bearings. Synchronous motor.

£20 . 10 . 0

plus £8 . 15 . 3 P.T.



STEREOPHONIC AMPLIFIER AND PRE-AMPLIFIER



Twin channel amplifier and pre-amplifier for reproducing monaural and stereophonic sound from disc, radio and compensated tape.

Ultra linear push/pull output giving 7.5 watts peak from each channel.

Amplifier £24 . 10 . 0

Pre-amp. £16 . 10 . 0

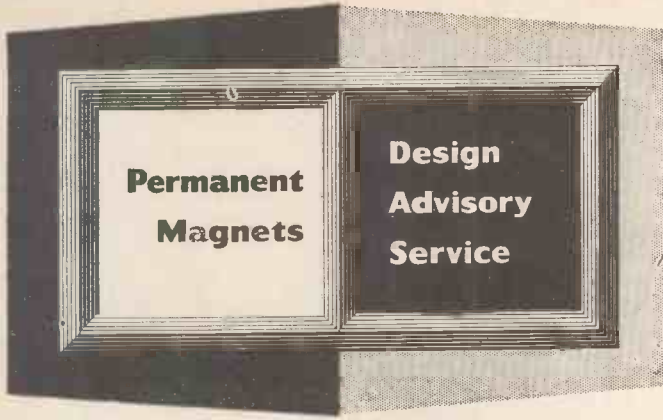
Send for
descriptive leaflets

Connoisseur

**A. R. SUGDEN & Co.
(Engineers) Ltd.**
MARKET STREET,
BRIGHOUSE, YORKS.

Telephone 2142

No. 12



Magnetic Attraction Applications—1

Advertisements in this series deal with general design considerations. If you require more specific information on the use of permanent magnets, please send your enquiry to the address below, mentioning the Design Advisory Service.

The earliest known effect of permanent magnets is their ability to attract ferrous objects. The attraction or holding power of a magnet under ideal conditions can be calculated from the basic formula:—

$$\text{Force in dynes} = \frac{B^2 A}{8\pi}$$


or

$$\text{Force in lb.} = \frac{B^2 A}{11,263,000}$$

where *A* = area of magnetic pole faces in cm² and *B* = corresponding flux density in gauss.

Under normal conditions joints, tolerances, misalignments and leakage flux rapidly reduce the theoretical pull; therefore the calculated value should only be used as a guide. One factor which must always be observed is that the magnet under the most severe conditions of open circuit should be of sufficient length to prevent self-demagnetisation—i.e. the maximum value of *H* should not exceed *H_a*.

This advertisement deals briefly with some of the many industrial applications using magnetic attraction, such as Machine Tool Chucks, Relays, Industrial Filtration, Door Catches, etc.



Magnetic Machine Tool Chuck

Machine Tool Chucks

One of the most useful applications of permanent magnets is in machine tool chucks where steel articles of a form extremely difficult to clamp, are held firmly in position for machining operations.

There are many types of magnetic chuck designed for various purposes but generally with relatively wide pole pitch spacing. The chuck illustrated has the advantage of small pole spacing and is particularly suitable for small or thin articles. It consists of thin 'Magnadur'

blocks with mild steel pole plates assembled in sandwich form giving alternate poles 1/8" apart. The attractive force to iron and steel objects of not less than 1/16" in thickness is approximately 130 lb./sq. in. The objects are released by moving the lower section of the chuck one pole pitch to short circuit or cancel the flux in the whole chuck.

Industrial Filtration Equipment

It is well known that one of the principal causes of wear in machinery is the presence of abrasive matter in the lubricating oil. A certain amount of the contamination to the oil can be prevented by careful design and dust covers but minute particles of steel can only be removed by the use of permanent magnets.

Relays and Thermostats

For current carrying relays and thermostats, contacts should open and close with a snap action and contact pressure must be sufficient to prevent chatter and arcing. It is in applications such as these that the attractive force of a magnet can be used to supply the necessary minimum contact pressure and also the desired degree of snap action.

Magnetic Fishing Tool

The tool shown is used for recovering broken rock drills or bits of iron or steel which accidentally get into deep bore-holes. The one illustrated is of 1 1/4" diameter, and uses a magnet capable of lifting over two tons.

Photograph by courtesy of D. F. J. Burns Co. Ltd.



Magnetic Door Catches

Magnetic door catches can be designed to be extremely small, efficient and inexpensive. As an example, a 'Magnadur' magnet 0.89" x 0.59" x 0.18", when fitted between mild steel pole plates, is capable of holding an armature with a force of between four and five pounds.

If you wish to receive reprints of this advertisement and others in this series write to the address below.

Mullard 

'TICONAL' PERMANENT MAGNETS
'MAGNADUR' CERAMIC MAGNETS
FERROXCUBE MAGNETIC CORES

RCA single sideband

*Communications
System.*



Fixed Station. SSBL-1 60 watt (500 double sideband equivalent) four channels 3-15 mc/s.

Over 4000 RCA single sideband equipments are in use the world over as

FIXED AND MOBILE STATIONS

- Remote aerial tuning facility
- Rugged construction for naval and military use
- Upper and lower sideband selection
- Compatibility with double sideband systems



Mobile Station. SSBL-30M 30 watt (250 w double sideband equivalent) four channels 3-15 mc/s.



Automatic remote antenna tuner AATL-100

Noise limiter-clipper filter for heavy interference conditions.



RCA GREAT BRITAIN LTD., Lincoln Way, Sunbury-on-Thames, Middlesex. Tel: Sunbury-on-Thames 3101

Don't spoil your ship!

In terms of cost the solder content of your products may be negligible. In terms of quality, dependability, your reputation, it is all-important. Why not act today? You've only to tell your buyer — "Switch to *Superspeed*" — and you can relax in the knowledge that all your risks are underwritten by the greatest name in soldering history.


ENTHOVEN

Superspeed

incorporating Enthoven's unique 6-channel stellate core, is unchallenged as the most efficient cored solder wire for general assembly work on radio, television, electronic and telecommunication equipment. But remember, too, that there is an Enthoven solder product for every other engineering and manufacturing application. And

Enthoven *always* means the best! If you use solder, please write today for the new edition of our brochure "*Enthoven Solder Products*" — or consult us, quite freely, on your particular problems.

Whenever soldering is discussed, *ENTHOVEN* enters the argument. It's a name that represents 150 years' experience in non-ferrous metals, and an incomparable record in research and development.




ENTHOVEN SOLDER PRODUCTS

ENTHOVEN SOLDERS LIMITED SALES OFFICE & WORKS:
UPPER ORDNANCE WHARF, ROTHERHITHE STREET, LONDON, S.E.16.
Telephone: BERmondsey 2014


HEAD OFFICE: DOMINION BUILDINGS, SOUTH PLACE, LONDON, E.C.2. Telephone: MONarch 0391

DYNATRON

SOME EXAMPLES OF THE COMPREHENSIVE RANGE OF
**HI-FI, STEREOPHONIC
AND SINGLE CHANNEL EQUIPMENT**




AMPLIFIER LF.15.CS




AMPLIFIER LF.16.CS



AMPLIFIER LF.20



TUNER T.10A



TUNER FM.2.LV

AMPLIFIERS

LF.15.CS 4 valve Push-Pull LF Amplifier. 10 watts output. 1 volt R.M.S. Input for full output. Auxilliary power supply for tuners, etc. Operates with Tone Control TC.15.CS or TC.16.CS, or TC.20. £20.5.0.

LF.16.CS 4 valve Push-Pull LF Amplifier. 10 watts output. 1 volt R.M.S. Input for full output. 2nd channel stereo use. Operates with tone control unit TC.16. £17.10.0.

LF.20 5 valve Push-Pull LF Amplifier. 20 watts output. 8 volt R.M.S. Input for full output. Auxilliary power supplies. Operates with tone control unit TC.20. £29.15.0.

TUNERS

T.10A The 'Ether Pathfinder' 9 valve AM/FM Tuner. Four wavebands AM 13—2000 metres, one waveband FM 88-108 Mc/s. Variable selectivity 4 positions. R.F. Stage. Tuning Indicator. Large fully illuminated tuning dial. High sensitivity, and signal to noise ratio. £66.0.0.

FM.2.LV V.H.F. Tuner Pre-tuned. 7 valves. 4 Pre-tuned FM Stations. Range 88-108 Mc/s. Single shaft operation. Universal mounting. Ideal for FM conversion purposes. As used by BBC. £25.0.6.

FM.2.HV (8 valves). £29.3.9.



TONE CONTROL UNIT TC.16.CS



TONE CONTROL UNIT TC.15.CS



◀ TONE CONTROL UNIT TC.20

▼ LOUDSPEAKERS

**TONE CONTROL UNITS
(PRE-AMPLIFIERS)**

TC.16.CS Stereo Tone Control Unit. The most advanced stereo-amplifier yet available. 4 Valve, Twin Channel. 6 Controls. Selectors for Volume, Balance, Treble and Bass. Operates with Amplifiers LF.15., LF.16., LF.20. Unique records, Tape or Radio Input features. £27.0.0.

TC.15.CS Tone Control Unit. 2 valves, 6 controls. Selectors for Mixers, Volume Filter, Treble and Bass. Inputs for pick-ups, tape and radio. Operates with LF Amplifier LF.15 or LF.20. £17.10.0.

TC.20 4 valve Controller Mixer. 6 Controls. (Level, Filter, Treble, Bass, Mix Level). Equaliser. Push-button switch and Channel Selector. Fully comprehensive input and output facilities. Operates with Amplifier LF.20, LF.15. £29.0.0

LOUDSPEAKERS

Panorama Console Loudspeakers. Bass reflex chamber with acoustic resistance unit.

CLS.10. 10 watts max. 12" + two 5" Treble speakers £30. 9.0.

CLS.15. 15 watts max. 12" + one 5" High Flux speakers £35. 5.0.

CLS.20. 20 watts max. 12" + Trebax Treble Unit £46.10.0.



DYNATRON

See the complete range of DYNATRON Hi-Fidelity equipment including the NEW CAVALCADE Stereophon.c Reproducer at the LONDON AUDIO FAIR. HOTEL RUSSELL, RUSSELL SQUARE, W.C.1, April 3rd, 4th, 5th, STAND 43 DEMONSTRATION ROOM 248
WRITE FOR FREE TICKETS

I would like _____ tickets for the London Audio Fair for

April 3rd April 4th April 5th

Please send me a copy of your new Hi-Fi brochure

NAME _____

ADDRESS _____

DYNATRON RADIO LTD., St Peter's Rd., Furze Platt, Maidenhead, Berks. Tel.: Maidenhead 5151/2.

ROBUST — ACCURATE — DEPENDABLE



Measuring Instruments

Expressly designed for test and service of T/V-F/M aerial installations, and communal or relay system cable networks or equipment.



H.F. INDICATOR METER

Type 2

20 mV to 2.5 V (3-300 mc/s) in three ranges

Designed for alignment, measurement and circuit investigation of HF amplifiers, etc.

- ★ Stabilized Valve Bridge Circuit
- ★ Accuracy very well maintained over entire frequency range
- ★ Very small insulated probe unit
- ★ Shunt C at H.F. only 1.5pf

Ask for list M2

SIGNAL LEVEL METER

Type SL4B

A truly portable battery operated valve voltmeter. Provides for accurate and stable measurement of T/V and F/M signals on aerial installations or on amplifiers, repeaters or cabling of T/V-F/M Relay or Communal Aerial Systems.

- ★ Small size and moderate weight.
- ★ Entire power from included "dry" accumulator cells.
- ★ Transistorized Power Unit for H.T.
- ★ Turret Channel Selection.
- ★ Audible Signal Recognition.
- ★ Excellent and stable accuracy characteristics.

Ask for list M4



RANGE: 25 μ V to 25 mV in three (attenuator) ranges, or with probe—250 μ V to 250 mV. Frequency coverage: 40—220 mc/s (Bands 1, 2 and 3).

TELEFUSION ENGINEERING LTD.

ONE OF THE TELEFUSION GROUP OF COMPANIES

TELENG WORKS, CHURCH ROAD, HAROLD WOOD, ROMFORD, ESSEX

Ingrebourne 42901

Heathkit

YOU GET A FIRST CLASS INSTRUMENT AND
SAVE MONEY BY BUILDING THIS 5" OSCILLOSCOPE

THIS IS THE IDEAL GENERAL PURPOSE OSCILLOSCOPE FOR LABORATORY, PRODUCTION AND SERVICE USE. ITS LIGHT WEIGHT MAKES IT EXTREMELY PORTABLE AND THE UNUSUALLY LARGE, FLAT-FACE C.R.T. SCREEN GREATLY SIMPLIFIES MEASUREMENT.

OUTSTANDING FEATURES

- ★ SPECIAL 5in. FLAT-FACE C.R. TUBE
- ★ GOLD-PLATED PRINTED CIRCUIT BOARDS
- ★ "Y" BANDWIDTH: 3 c/s to 5 Mc/s
- ★ "Y" SENSITIVITY: 10 mV per cm
- ★ "X" BANDWIDTH: 1 c/s to 400 kc/s
- ★ "X" INPUT IMPEDANCE: 30 MΩ, SHUNTED 31 pF
- ★ TIME BASE: 10 c/s to 500. kc/s

USING ONLY COMPONENTS OF THE HIGHEST POSSIBLE QUALITY, THE VERSATILE MODEL O-12U OSCILLOSCOPE HAS MANY FEATURES HITHERTO EXCLUSIVE TO VERY MUCH MORE EXPENSIVE INSTRUMENTS . . . WIDE BANDWIDTH, STABILISED POWER SUPPLY, AUTOMATIC LOCK-IN SYNCHRONISING CIRCUIT, UNUSUALLY LARGE EASY-TO-READ, FLAT-FACE SCREEN, EXCEPTIONALLY WIDE-RANGE TIME BASE . . . ETC. THE USE OF PRINTED CIRCUIT BOARDS, TOGETHER WITH PRE-FORMED CABLE HARNESS, GREATLY SIMPLIFIES WIRING AND ASSEMBLY AND GUARANTEES CONSISTENCY. THE EXTREMELY COMPREHENSIVE MANUAL GIVES CLEAR "STEP-BY-STEP" INSTRUCTIONS TOGETHER WITH LARGE EASY-TO-FOLLOW PICTORIAL DIAGRAMS.



MODEL O-12U

£34.15.0 DELIVERED FREE, U.K.

DEFERRED TERMS IF REQUIRED

OTHER POPULAR BRITISH HEATHKITS AVAILABLE EX STOCK INCLUDE

- ★ GOLD-PLATED PRINTED CIRCUIT
- ★ 1% RESISTORS USED FOR HIGH ACCURACY
- ★ 11 MΩ INPUT IMPEDANCE
- ★ CENTRE-ZERO dB SCALE
- ★ MEASURES AC VOLTS (R.M.S. TO 1500 AND Pk-TO-Pk TO 4000) DC VOLTS TO 1500
- ★ MEASURES UP TO 1000 MΩ WITH INTERNAL BATTERY
- ★ EASY TO BUILD, ROBUST AND RELIABLE IN USE



MODEL V-7A
VALVE VOLTMETER
£15.14.0
DELIVERED FREE, U.K.

- ★ 10-80 METRES, 75 W. CW, 60W. PHONE
- ★ 6146 FINAL, PI INPUT AND OUTPUT
- ★ SELF-CONTAINED R.F. MOD. AND POWER SUPPLY
- ★ SIZE: 13in. WIDE x 8½in. HIGH x 9½in. DEEP; WT. 30 lbs.
- ★ THE MOST POWERFUL AND LOWEST PRICED TX FOR ITS SPECIFICATION



MODEL DX-40U
'HAM' TRANSMITTER
£29.10.0 DELIVERED FREE, U.K.



MODEL S-88
HI-FI STEREO AMPLIFIER
£25.5.6 DELIVERED FREE, U.K.

16 WATTS OUTPUT OF SUPERB QUALITY (8 PER CHANNEL) FROM GRAM., RADIO OR TAPE, STEREO OR MONAURAL. MANY SPECIAL FEATURES, BEAUTIFULLY STYLED, TWO-TONE GREY METAL CASE, 13½in. LONG x 5½in. HIGH x 9½in., WITH GOLDEN SURROUND, RELIEF AND MATCHING KNOBS. WILL

GIVE A NEW LEASE OF LIFE TO YOUR OLD FAVOURITE 78 OR L.P. RECORDS.

HI-FI SPEAKER SYSTEM: OUR SS-1 IS IDEAL, PARTICULARLY WHERE SPACE IS LIMITED. £10/9/- POST FREE.

MILLIONS OF HEATHKIT MODELS ARE IN USE ALL OVER THE WORLD BECAUSE THEY ARE SO EASY FOR ANYONE TO ASSEMBLE FROM THE SIMPLE "STEP-BY-STEP" PROCEDURE GIVEN IN EACH KIT'S COPIOUSLY ILLUSTRATED INSTRUCTION MANUAL. MOREOVER THEY COST SO MUCH LESS THAN OTHER INSTRUMENTS OF EQUAL PERFORMANCE.

HAS PRINTED CIRCUIT. IN ABOUT 4-6 HOURS YOU CAN ASSEMBLE THIS FINE PORTABLE IN ITS HANDSOME SOLID LEATHER CASE AND HAVE A SET IN THE 25 TO 30 GUINEA CLASS. IT PERFORMS WELL IN A CAR, TOO.

£17.17.0
(INC. P.T.) DELIVERED FREE, U.K.



MODEL UXR-1 DUAL-WAVE 6-TRANSISTOR PORTABLE

MAY WE SEND YOU FURTHER DETAILS OF ANY OF THE HEATHKITS?

**DAYSTROM LTD., DEPT. W3,
GLOUCESTER, ENGLAND.**

Telephone. GLOUCESTER 20217
A MEMBER OF THE DAYSTROM GROUP

MANUFACTURERS OF
THE WORLD'S FINEST AND LARGEST-SELLING
ELECTRONIC KIT-SETS.

THE SOUND ENGINEER

can tell you, technically and precisely, *why* "SCOTCH" Brand Magnetic Tape is unsurpassed for fidelity of reproduction. He will tell you that the permissible variation in the thickness of the all-important coating of the tape is *less than .0001%*. And he will tell you that the frequency-response of "SCOTCH" Brand Magnetic Tape is wider than that of the human ear itself. This adds up to something very near perfection.

THE MUSIC LOVER

is probably quite indifferent to the science of sound reproduction. His highly sensitive ear tells him whether his equipment is reproducing with the highest possible fidelity or merely giving a rough approximation of the original sound. If he has had a good deal of experience, the music lover probably uses "SCOTCH" Brand Magnetic Tape anyway—then if a note *sounds* wrong, he knows it was *played* wrong.

YOU

may be of a practical turn of mind, wanting to know if you get good value for your money. With "SCOTCH" Brand Magnetic Tape you get *doubly* good value: you get incomparable reproduction, and protection for your tape recorder. Exclusive silicone "dry lubrication" is built in to every inch of "SCOTCH" Brand Magnetic Tape—it reduces tape-friction to the minimum, and virtually eliminates distortion through wear of the delicate and costly magnetic heads.



Photograph by courtesy of the B.B.C.

The B.B.C. use


TRADE MARK
SCOTCH
BRAND

MAGNETIC TAPE



MINNESOTA MINING AND MANUFACTURING CO. LTD.

Tape and Electrical Products Division HEAD OFFICE: 3M HOUSE, WIGMORE STREET, LONDON, W.1. And at Birmingham • Manchester • Glasgow



It is gratifying to know that in a world of rising prices our policy of maintaining and, in many instances, reducing prices has resulted over the years, and especially at this period, in ever increasing sales.

We carry a stock of 2,000 types of receiving, transmitting and special purpose tubes, and invite your enquiries not only for commercial grade tubes but also for those tested to C.V., JAN and MIL specifications.



Our Organisation is A.R.B. Approved.

If you are not already on our Mailing List, please send for latest Price and Stock List.

HALL ELECTRIC LTD

Haltron House, 49/55 Lisson Grove, London, N.W.1

Telephone:
AM Bassador 1041 (5 lines)
Cables:
Hallelectric, London
TELEX 2-2573

10 to 300 Mc/s DIRECTLY CALIBRATED

The type D1/D is a V.H.F. Signal Generator of rugged construction designed for both laboratory use and also the severe conditions of 'the field.' This instrument is widely used by communication engineers throughout the world, and has the following outstanding features:—


- Wide frequency range—10 to 300 Mc/s.
- Reliable Attenuator; Output variable over 100 dB from 1 μ V to 100 mV.
- Negligible stray field.
- Sine and Square Wave Modulation.

Nett Price in U.K.


£97

Full technical details in leaflet: W43

The TYPE D1/D V.H.F. SIGNAL GENERATOR



by



Advance

— to be sure !

THE ADVANCE TYPE DIP/2 V.H.F. SIGNAL GENERATOR

This model is a special version of the D1/D designed for the alignment of narrow band communication receivers, and incorporates:—

- Crystal Modulator, eliminating spurious frequency modulation.
- 2 Mc/s Crystal Reference Oscillator.
- Buffer stage, eliminating attenuator reaction on the oscillator frequency.

Full technical details in Leaflet W37

NETT PRICE **£110**
IN U.K.

CINCH Valveholders

AND

CINCH Components

From 1st March 1959, The Benjamin Electric Ltd. will cease to represent the Carr Fastener Company Ltd. as sole Representatives.

Carr Fastener Co. Ltd. will, on that date, be opening a new sales office in London at

195/197, Great Portland Street, London, W.1.

Phone: LANGham 3253-4-5

to which address should be sent all enquiries and correspondence relating to Cinch valveholders and Cinch components.

Mr. G. F. Wylde has been appointed sales manager of the Carr Fastener Co's Radio and Electronics Division.

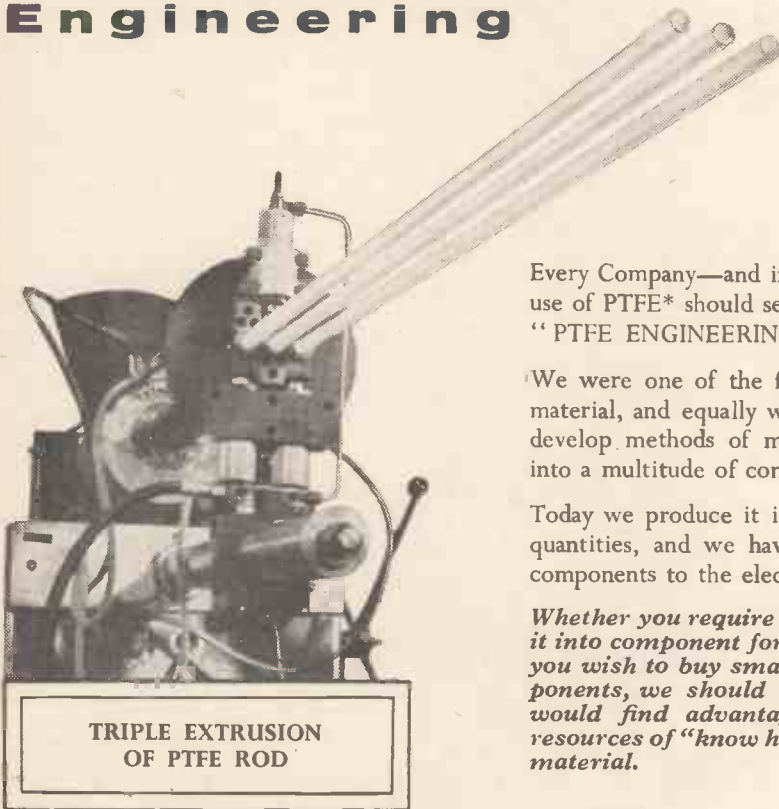
THE BENJAMIN ELECTRIC LTD.
TOTTENHAM, N.17.

CARR FASTENER CO. LTD.
STAPLEFORD, NOTTINGHAM.



PTFE*

Component
Engineering



TRIPLE EXTRUSION
OF PTFE ROD

Every Company—and individual engineer—contemplating the use of PTFE* should send for a copy of our booklet entitled "PTFE ENGINEERING".

We were one of the first companies to process this unique material, and equally we were one of the first companies to develop methods of machining and otherwise fashioning it into a multitude of component forms.

Today we produce it in its raw material forms in very large quantities, and we have supplied many thousands of PTFE components to the electrical and allied industries.

Whether you require to buy PTFE in order to transform it into component forms in your own works, or whether you wish to buy small or large numbers of PTFE components, we should welcome your enquiries, and you would find advantage in utilising our accumulated resources of "know how" and experience in handling the material.

* PTFE (Polytetrafluoroethylene)—the basic polymer is manufactured in this country by I.C.I. Ltd., under the trade name "FLUON".



ISSUED BY THE PTFE ENGINEERING DIVISION OF

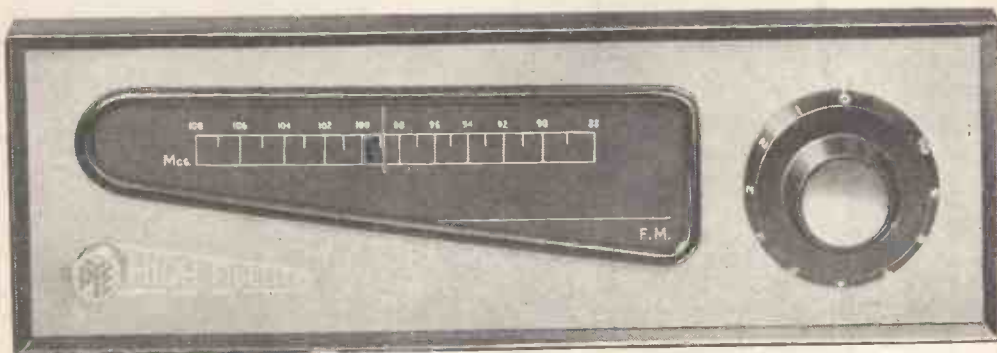
**Crane
Packing**
LTD
OF SLOUGH
ENGLAND
A COMPANY



Mozart

FM TUNER

the tuner
with the
outstanding
specification



Valves:

Circuit Description:

Tuning Range:

Input and Output:

Performance:

Sensitivity:

Power Supply:

Consumption:

Dimensions:

Outstanding Features:

3 x EF80, ECF80, EF89, 2 crystal diodes.

R.F. stage; frequency changer and reactance valve; I.F.; 1st limiter; 2nd limiter; Foster Seeley discriminator. Automatic Frequency Control from discriminator to reactance valve; Automatic Gain Control from 1st limiter to I.F.

88-108 Mc/s., FM/VHF.

Standard 75 ohms co-axial aerial socket. Standard domestic co-axial audio output plug. Pre-wired on 3 feet of cable. Mains cable pre-wired with miniature 2 pin motor plug on 3 feet of cable. Motor socket for unswitched mains supply.

Frequency response: 20 to 20 K c.p.s. with standard de-emphasis applied.

14 μ v for 40 Db quieting. 8 μ v, for 20 Db quieting Automatic Frequency Control giving pull in from 300 K c.p.s. Output from \pm 22.5 K c.p.s. deviation, 100 mv. across 25,000 ohms impedance.

210-250 volts AC, 50 cycles and 105-120 volts AC 60 cycles.

30 V.A. Separate push button On-off switch, illuminated.

Height 3 $\frac{1}{2}$ ins. Width: 10 $\frac{1}{2}$ ins. Depth: 5 ins.

★ Incorporates a push-button on-off control and a built-in power pack
★ High sensitivity gives good reception up to 30 miles on indoor aerial, and up to 80 miles on outdoor aerial ★ Automatic Frequency Control provides ease of tuning without the need for a 'magic eye' ★ Twin Limiters cut out every vestige of background noise ★ Output is more than adequate for any amplifier of comparable quality and design.



The creative mind of the scientist... in the hands of the craftsman

High Fidelity is a specialist business calling for knowledge and techniques of the highest order. Meticulous attention is paid to every detail. Extracting performance tests are carried out at every stage. Hand-finishing is by experts

The Pye Mozart 10-watt amplifier, identical in finish and size to the FM tuner.

Tecnico Ltd.
Sydney, Australia.

Pye Limited, Auckland,
C.I. New Zealand.

Deutsche Pye G.m.b.H.,
Berlin-Zehlendorf-
West, Roonstrasse 2,
Germany.

Svenska Pye A.B.
Landsvagen 47,
Sundbyberg, Sweden.
Pye (Ireland) Ltd.,
Dublin, Eire.

Pye Limited,
Mexico City.
Pye (Canada) Ltd.,
Northline Road,
Toronto.

Pye Corporation
of America,
1149 Raritan Avenue,
Highland Park,
New Jersey, U.S.A.

PYE LIMITED OF CAMBRIDGE, HIGH FIDELITY DIVISION, FAIRVIEW ROAD, S.W.16



You haven't heard anything



... till you've heard

a TRUVOX

R2 TAPE RECORDER

From the very first replay—pre-recorded or your own home-recorded programme—you'll be thrilled with its sureness of tonal quality and ease of control. Just as you recognise the voice of a friend on the 'phone or your favourite songster on radio or record, you'll know that this is the instrument you've always wanted. Designed and built by pioneers in the development and manufacture of Tape Decks and Tape Recording Amplifiers—TRUVOX are justly proud of an instrument that lives up to "all that the name implies." Increased production at our new, modern factory now enables us to offer this famous instrument at reduced prices—Models now available from **56 gns.**

CREDIT TERMS ARE AVAILABLE THROUGH MOST DEALERS

★ **GO STEREO WITH A TRUVOX Stereophonic TWINSET**

This equipment can be built up from an existing Truvox R2 (monaural) Recorder. We fit the recorder with a stereo head and supply a 'B' Unit (comprising correctly matched amplifier and loudspeaker together with additional microphone and leads). Send for full details.

Available from all leading stores and radio dealers or full details from:—

 <p>TRUVOX Stereophonic Head for replay of pre-recorded stereophonic tapes.</p>	 <p>TRUVOX RADIO JACKS direct radio reception and recording.</p>	 <p>TRUVOX TELEPHONE ADAPTOR for 2-way telephone conversation recording.</p>
---	--	--


TRUVOX LIMITED, NEASDEN LANE, LONDON, N.W.10

Telephone: Gladstone 6455

AWA

ELECTRONICS

New concepts in electronics have been developed at AWA, as a result of experience with missile systems. Now they have a wider application. Here are some of the new AWA devices now available to industry.

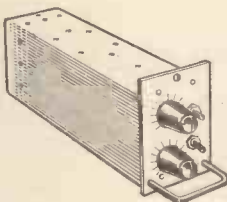


U.H.F. WIDEBAND RECEIVER

Basic arrangement consists of R.F. amplifier, mixer, local oscillator, I.F. amplifier (A.G.C. controlled), cathode follower output stage. Tuning indicator (EM 34) is also fitted to receiver. The standard forms: one for airborne racking with special separate power supply unit, the other on larger chassis including power supply unit (conventional 19" front panel).

Standard specification: 420-470 Mc/s frequency range; 4 Mc/s overall bandwidth, approximately 10 db noise factor; approximately 70 ohms input impedance. 200-250 V and 50-60 c/s input supply. Input is unbalanced, output is via low impedance (cathode follower) stage.


TRANSISTOR GALVANOMETER AMPLIFIER



This Amplifier has been designed to drive viscous damped recording galvanometers which normally have a resistance of 50 ohms and a working range of D.C. to 2 Kc/s in frequency. The amplifier has a switched attenuator at its input and will accept single ended or push pull signals from ± 1 Millivolt to ± 500 volts and will feed a maximum of ± 50 Milliamps to the galvanometer. There is also a range of ancillary units available for use with this Amplifier as part of a comprehensive instrumentation system.

Standard specification: Dimensions: 4½ x 3½ in. x 10 in.; Frequency response: Flat from DC to 2 Kc/s, 5% down at 3 Kc/s, 3 db down at 6 Kc/s; Noise level: less than 10 Microvolts; Input impedance: 40,000 ohms on range 5, 110,000 ohms all other ranges; Gain: Maximum 7.5 Milliamps/Millivolt, minimum 0.04 Milliamps/Volt; Power requirements: ± 6 Volts D.C. 220 Milliamps each line.


DIRECTIONAL COUPLER



Of the 'Loop' type, suitable for measurements of RF power and Standing Wave Ratio in coaxial cables. Directional properties are largely unaffected by frequency changes, so coupler may be used to help obtain optimum, termination of a 52 ohm coaxial system up to 600 Mc/s.

Standard specification. Size 7" x 4" x 2½"; weighs 4 lbs. 3 ozs.; Power Measurement Range is Low range 1 w.cw.max. High range 5 w.cw.max; less than 1% attenuation; better than 2% accuracy at frequency of calibration.

ROTARY SWITCH FOR TELEMTRY



Based on a conception of British Ministry of Supply's Research and Development Establishment, gives facilities previously unobtainable from mechanical sampling devices. The Standard Model enables two 24 channel banks to be sampled at speeds up to 200 r.p.s.

All devices are adaptable to suit customers' own requirements. For further information consult:

COMMERCIAL ELECTRONICS DEPT.

SIR W. G. ARMSTRONG WHITWORTH AIRCRAFT LTD.,
Baginton, Coventry.

specification :-

Y amplifiers

(2 identical amplifiers, one for each beam)

DC-6 mc/s (-3dB)

Sensitivity 100 mV/cm—
50 V/cm

Risetime .06 μ sec.

time base

18 Calibrated sweep speeds

.5 sec/cm—1 μ sec/cm

Trace expansion continuously variable to 10 diameters

triggering

Trigger from Y1 signal,

Y2 signal, or external

Automatic Triggering, or trigger level selection


c.r.t.

3½ in. flat-faced, double gun tube, E.H.T. 1.6 Kv.

dimensions

Panel size 19 in × 7 in
(standard rack fitting)
Depth 13 in

double beam scope



The D31R is a high performance, double beam, measuring oscilloscope, designed to be built in as a permanent monitor for the operation, servicing and maintenance of all types of complex electronic equipment. It utilises an entirely new 3½-inch flat-faced, double gun cathode ray tube, designed to our specification and now manufactured exclusively for Telequipment. The two beams have independent brightness and focussing controls and are provided with identical Y amplifiers and a common X-sweep.

Production of the D31R will commence shortly and will find many applications, especially in the missile and computer fields.

basic price


£98

TELEQUIPMENT LTD

313 chase road · southgate · london n.14


telephone : palmers green 7111

write for illustrated leaflet



FERRANTI

T. R. CELLS for Radar Equipment



Ferranti Ltd. first made T. R. Cells in 1942 and by the end of the Second World War production was running at about 100,000 a year. The skill and experience attained during that period steadily increased until to-day the T. R. Cell research, development and production facilities of Ferranti Ltd. in Scotland are among the foremost in the world. The advice and co-operation of a highly skilled team of engineers is extended to all radar manufacturers.

FERRANTI LTD • KINGS CROSS ROAD • DUNDEE
Telephone: DUNDEE 87141



SIEMENS

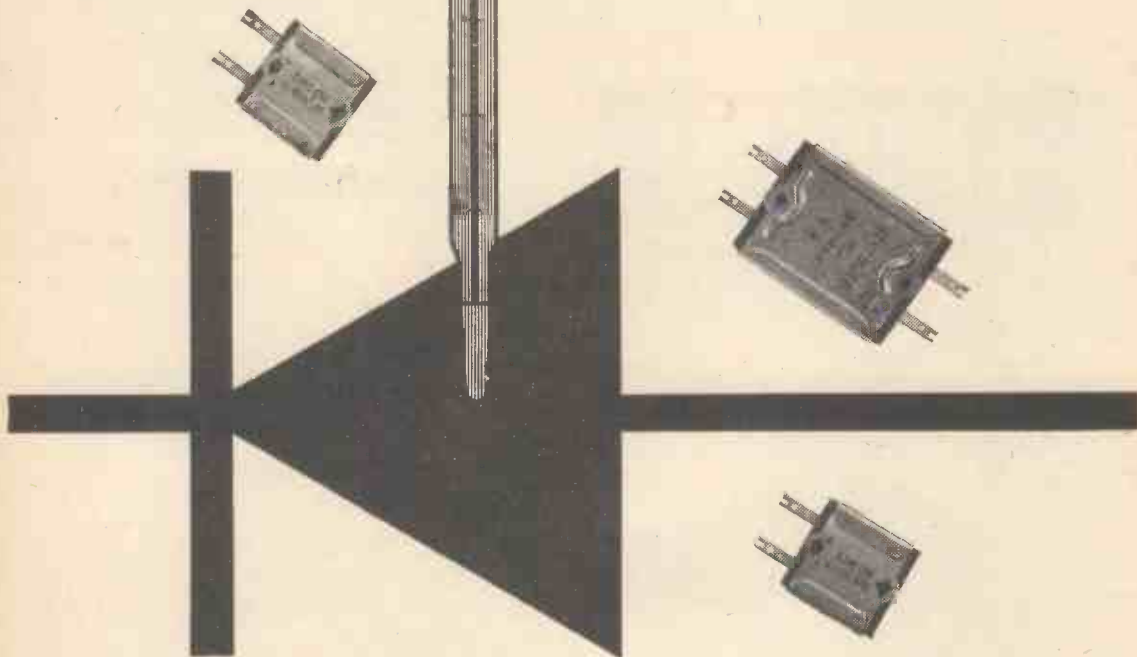
Now up to 85°C

The wafer operating temperature of our selenium rectifiers has been raised to 85°C by a new method of manufacture.

This means that

Siemens' selenium rectifiers incorporating these wafers give higher performance.

This latest improvement of Siemens selenium rectifiers, of which over a million are already in service, permits the most economical and reliable design of equipment.



SIEMENS & HALSKE AKTIENGESELLSCHAFT

BERLIN · MÜNCHEN


FULL PARTICULARS FROM

R. H. COLE (OVERSEAS) LTD.

2, Caxton Street · Westminster · London S.W. 1



PERIPHONIC
the new



loudspeaker system that
cancels distortion

At 40 cycles per second with 10 watts input, the Periphonic system reduces harmonic distortion to the incredibly low figure of 2.7%. At 1000 C.P.S. the distortion is 0.3%. Here is a triumph in sound reproduction achieved with two "air-coupled" G.E.C. metal cone loudspeakers and four G.E.C. presence units, mounted in a cabinet embodying entirely new principles. Exclusive to the G.E.C. and available as individual units, the metal cone loudspeakers give low inter-modulation distortion, extremely smooth high frequency response and excellent transient response. Designed as accessories to the loudspeakers, the presence units overcome point sound source and add "presence" to the 9 octave realism.

G.E.C.
**HIGH QUALITY
SOUND EQUIPMENT**

- Metal Cone Loudspeakers
- Presence Units - Stereophonic Systems - Periphonic Loudspeaker Systems
- Pre-amplifiers - Amplifiers

Write today for details
THE GENERAL ELECTRIC CO. LTD.
MAGNET HOUSE
KINGSWAY LONDON WC2



GEC metal cone loudspeaker



GEC presence unit



**ROYAL
FESTIVAL
HALL**

SATURDAY 9th MAY 1959
at 3-0 p.m.

We have pleasure in announcing our
FOURTH

CONCERT
OF LIVE & RECORDED
MUSIC

Introduced by G. A. Briggs with the
collaboration of P. J. Walker.

Artists taking part

DENIS MATTHEWS
Piano

LEON GOOSSENS
Oboe

RALPH DOWNES
Organ

★ **HAROLD BLACKBURN**
Bass

★ **GERALD GOVER**
Accompanist

★ *By permission of Sadlers Wells Opera Company*

*Special recordings by B.B.C., E.M.I. and I.B.C.
Stereophonic recording of R.F.H. organ by Pye.*

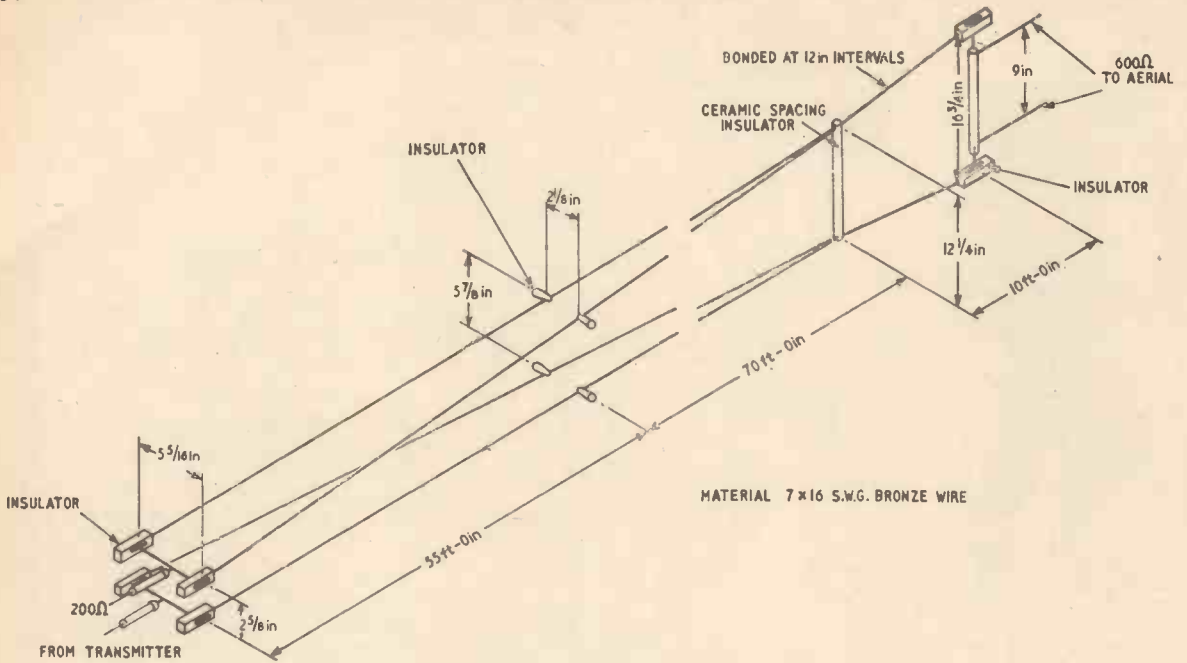
ADMISSION 3/6

**All seats numbered and reserved.
Book early for best seats.**

*Tickets will be available on and after Monday
16th March from Hi-Fi dealers in London or
direct from Wharfedale Wireless Works Ltd.,
Idle, Bradford, Yorkshires. Tel. Idle 1235/6.
(Cash and stamped addressed envelope with
order). Bookings may also be made at the R.F.H.
Box Office on or after April 9th.*

*Promoted in the interest of the science and art of Sound
Reproduction by*

**WHARFEDALE WIRELESS WORKS
LIMITED IDLE BRADFORD YORKSHIRE**



H.F. Exponential-Line Transformers

An article in the February issue of *Electronic & Radio Engineer* describes the design and constructional details of the four-wire exponential transmission lines, used at the high-frequency transmitting station at Rugby, to match balanced impedances of 195 and 565 ohms over the frequency range 4—27 Mc/s.

Original articles by leading authorities are a prominent feature of **ELECTRONIC & RADIO ENGINEER**. Regular readership will keep you in constant touch with progress in the entire field of electronics, radio and television.

POST THIS COUPON TODAY

TO: ILIFFE & SONS LTD., DORSET HOUSE, STAMFORD STREET, LONDON, S.E.1.

Please enter my name as a subscriber to—
ELECTRONIC & RADIO ENGINEER for 12 months commencing with the March issue. I enclose remittance £2 9s. (U.S.A. and Canada \$7.50).

ORDERS CAN ALSO BE PLACED THROUGH ANY NEWSAGENT.

NAME

ADDRESS

DATE

ARTICLES IN THE MARCH ISSUE INCLUDE

Transistor Equivalent Circuit

An equivalent circuit is described which accurately represents the transistor at any frequency where the device gives useful gain. It is shown that calculations based on these formulae agree favourably with practical measurements made with a representative selection of alloy-junction germanium transistors.

Saturable-Transformer Switches

The characteristics and design of switches which operate by virtue of magnetic saturation of transformer cores are discussed. The switches are applied in groups to select magnetic reading and writing heads for a magnetic-drum store, as in a computer.

ALSO

The unique monthly Abstracts and References feature compiled by the Radio Research Organization of the Department of Scientific and Industrial Research.

ELECTRONIC & RADIO ENGINEER




SIGNAL GENERATORS

HF SIGNAL GENERATOR Type 201

For accurate, stable sinusoidal signals of pure waveform from 30 kc/s to 30 Mc/s. Output levels, which are stabilised by an amplified A.G.C. system, can be varied from 1 microvolt to 1.1 volts R.M.S. (or 2.2 volts R.M.S. unmodulated). A high output of 5 volts (10 volts unmodulated) is also provided from a 300 ohm source impedance. The attenuators are very accurately calibrated and have a constant 75 ohm output impedance, regardless of their setting and the frequency in use.


SPECIFICATION

- Frequency range 30 kc/s-30 Mc/s
- Crystal calibration
- Harmonic components less than 1%
- Film scale giving actual scale length of 4ft. on each band
- 90:1 slow motion drive with logging scale
- High output of 5 volts
- Output variable from 1 microvolt to 1.1 volts at 75 ohm impedance
- Output level constant over entire frequency range
- Modulation depth variable from 0-100%
- F.M. and A.M. less than 300 c/s.



SPECIFICATION

- Frequency range 30 c/s-30 kc/s
- Frequency stability +0.25% +0.5 c/s
- A screened and balanced transformer enables balanced, unbalanced and fully floating outputs to be obtained
- A 600 ohm constant impedance attenuator provides steps of 0, 20, 40 and 60 db of attenuation under all output conditions.



DELIVERY - EX STOCK

LF SIGNAL GENERATOR Type 702

A resistance-capacitance type of oscillator is employed to obtain a stable output waveform with very low harmonic distortion.

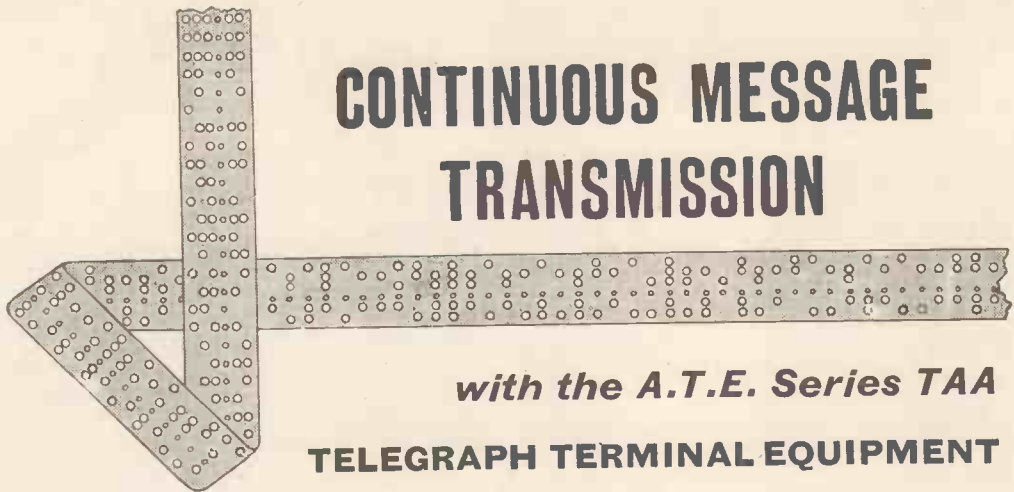
The output circuit of the instrument uses a screened and balanced transformer to enable unbalanced, balanced and floating conditions to be obtained, and a 600 ohm constant impedance attenuator provides steps of 0, 20, 40 and 60 db of attenuation under all output conditions. A single level control is incorporated for setting the output to any desired value, and the amplitude is monitored by a diode valve-voltmeter calibrated both in open circuit volts and in db relative to 1 milliwatt in 600 ohms.

Airmec

SIGNAL GENERATORS

AIRMEC LIMITED · HIGH WYCOMBE · BUCKS

Telephone : High Wycombe 2060



CONTINUOUS MESSAGE TRANSMISSION

with the A.T.E. Series TAA
TELEGRAPH TERMINAL EQUIPMENT

This compact unit, comprising an electronic distributor and an operating head, is equipped with two tape readers arranged to operate alternately for the automatic transmission of messages. The space taken is kept to a minimum because

the operating head measures only $6\frac{1}{2}$ " in width. An operator can supervise two or more units without difficulty. Breaks in transmission time which often occur in normal operating practice can be eliminated and maximum circuit availability is achieved.

Special features are :


- (A) *Automatic transmission of:—*
1. Station call sign and serial number before any message.
 2. A 100-character test message.
 3. Routine message.
 4. Station call sign and serial number at predetermined intervals while no traffic is being handled.
- (B) Speeds 45.5, 50, 56.8 and 75 bauds.
- (C) 7, $7\frac{1}{2}$ or 8-unit code.
- (D) Stopping a transmission and re-starting at the point when a transmission was interrupted, or at any point without starting a new preamble. In the case of a tape, this facility may be used to repeat, or omit a particular portion of the message.
- (E) Transmitting the test message direct from the distributor.

Operating Head

Dimensions $6\frac{1}{2}$ " x 22" x 9" (16.5 cm. x 56 cm. x 23 cm.)
Weight 31 lb. (19.1 Kg.)



Electronic Distributor

Dimensions 19" x $8\frac{1}{2}$ " x $3\frac{1}{2}$ "
(48 cm. x 21 cm. x 9 cm.)
Weight 23 lb. (10.7 Kg.)



AUTOMATIC TELEPHONE & ELECTRIC CO. LTD.

STROWGER HOUSE, ARUNDEL STREET, LONDON, W.C.2.
Telephone: TEMple Bar 9262 (STROWGER WORKS, LIVERPOOL 7)






ARIEL PRESSINGS

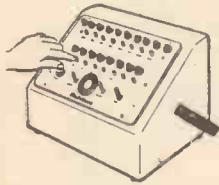
Anti Corona Tags, Battery Plugs and Sockets, Cavity Cap Connectors, Co-Axial Plugs and Sockets, Contacts, Fuseholders, Group Boards, Lampholders, Metal Stampings, Phono Plugs and Sockets, Plugs, Printed Circuit Connectors, Sockets, Solder Tags, Speaker Connectors, Switched Phono Sockets, Tag Strips, Terminal Assemblies, Transformer Panels, Valve Pins, Valveholders and Cathode Ray Tubeholders, Vibrator Sockets and Retainers, Voltage Selectors.

ARIEL PRESSINGS LTD.,
NORTH STREET,
ILKESTON, DERBYSHIRE.

PHONE ILKESTON 3451 GRAM. ARIEL, ILKESTON, NOTTINGHAM



THAT ELUSIVE WORKS MANAGER . . .



found

in 10 seconds

**NO LOUDSPEAKERS, BELLS or
FLASHING LIGHTS**

only the man who's wanted knows and replies.

Selective Induction is saving time, money and worry in Offices, Factories, Hospitals, Hotels, Departmental Stores etc., all over the Country. All key personnel carry small transistorised receivers bearing a number. When they are wanted their numbered key is pressed on a small transmitter. Immediately they must respond to the URGENT 'PEEP PEEP' in their pockets which summons them and them alone to ACTION! A verbal message can be transmitted if desired.

- Covers areas indoors or out, up to 10,000,000 sq. ft.
- Designed for the man who cannot afford to be tied to his office.
- Equally suitable for large or small concerns.
- Low purchase price—virtually no indoor wiring—low rental terms.

Write or 'phone for further particulars — WE CAN BE FOUND IN TEN SECONDS

personal call

(the 'Peep Peep' in the Pocket)



THE ONLY STAFF LOCATION SYSTEM WORTH INSTALLING

MULTITONE ELECTRIC COMPANY LIMITED
12/20 UNDERWOOD STREET LONDON N.1. TELEPHONE: CLERKENWELL 8022



1964
TOMORROW'S
 1963
Tape Recorder
 1962
is here
 1961
TODAY!
 1960
 1959

During the ten years that have elapsed since we first blazed the trail for Tape Recording an important new Industry has been created. To us it is a matter of pride that so many features of that first Ferrograph have since become standard practice and embodied in the designs of other manufacturers.

To-day we again look to the future and initiate a policy to ensure that—no matter how Tape Recording develops or for what purpose it is used—every Series 4 Ferrograph can be readily adapted at any future time for a variety of applications. To achieve this, space has been provided under the Head Cover to permit Head changes and additions for monitoring, stereo recording, stereo playback, dual track stereo to the new American standard or for lower track use. Such Heads are designed to be plugged in and are fitted with rocking facilities for azimuth correction.

This Ferrograph development, for example, permits any Series 4A to be instantly converted into a Series 4S merely by plugging in the additional stereo Head costing seven guineas.

Simultaneously the following important design improvements have been incorporated:

- * The capstan motor is resiliently mounted for quiet operation.
- * Function Switch Knob is re-fashioned for greater ease of operation.
- * Brief Stop (or pause control) is now a standard fitting on all Ferrographs.
- * The Head Cover—a one-piece moulding—is hinged for easy tape loading.
- * The Turns Counter—now gear driven—is accurate to a turn.

Finally, to conform to our policy of rationalisation, the Ferrograph will be supplied only in one standard colour finish—a handsome two-tone grey. It is available in two forms, either as a portable or as a unit for installation into your own cabinet, in the following models:—



Series 4A

With standard monaural Recording/ Playback facilities

- Model 4A/N 3½/7½ i.p.s. 81 gns.
- *Model 4A/N/CON 3½/7½ i.p.s. 81 gns.
- Model 4A/H 7½/15 i.p.s. 86 gns.
- *Model 4A/H/CON 7½/15 i.p.s. 86 gns.

Series 4S

With optional stereo sound playback facilities in addition (when used with Stere-Ad Unit.)

- Model 4S/N 3½/7½ i.p.s. 88 gns.
- *Model 4S/N/CON 3½/7½ i.p.s. 88 gns.
- Model 4S/H 7½/15 i.p.s. 93 gns.
- *Model 4S/H/CON 7½/15 i.p.s. 93 gns.
- Stere-Ad Unit (when required) 30 gns.

Series 88

With full stereophonic recording and playback facilities

- Model 88 7½/15 i.p.s. 105 gns.
- *Model 88/CON 7½/15 i.p.s. 105 gns.

**The suffix CON denotes console form for building into own cabinet.*

The Incomparable **Ferrograph**

BRITISH FERROGRAPH RECORDER CO. LTD.


(A subsidiary of The Ferrograph Company Ltd.)

131 SLOANE STREET, LONDON, S.W.1 • Tel: SLOane 1510, 2214 and 2215

TRANSFORMERS

All for 220/250 V. Input, Other Supply Voltages as Required
CONTINUOUS RATING, Short Rating Transformers also available


Each of the eight Transformers below:—




£6.10.0

OUTPUTS:

- 12 V. 40 Amps.
- 6-12-18-24-30 V. 12 Amps.
- 5 V. 80 Amps.
- 18 V. 30 Amps.
- 110-120 V. 4 Amps.
- 55 V. 12 Amps.
- 4 V. 100 Amps.
- 6.3 V. 18 Amps. or 12.6 V. 9 Amps.



- 10 V. 1,000 Amps. £59
- 10 V. 500 Amps. £38
- 10 V. 750 Amps. £48
- 9 V. 900 Amps. £49
- 12 V. 1,000 Amps. £64
- 15 V. 1,000 Amps. £75
- 20 V. 800 Amps. £80
- 10 V. 300 Amps. £28



- 5 V. 140 Amps. £8 10 0
- 110-120 V. 10 Amps. £12 10 0
- 40 V. 25 Amps. £12 10 0
- 5 V. 300 Amps. £15 0 0
- 6-12 V. 50 Amps £8 10 0
- 12 V. 60 Amps. £10 0 0
- 12 V. 100 Amps. £15 10 0
- 50 V. 60 Amps. £21 0 0

- 110 V. Centre Tapped 55 V. 25 Amps. £26 0 0
- 10-15-25 V. 100 Amps. £26 0 0
- 6-8-10-18-24 V. 100 Amps. £28 0 0

- 4 V., 5,000 Amps. £70 0 0
- 2 V., 10,000 Amps. £68 0 0
- 3.5 V., 20,000 Amps. £110 0 0
- 2 V., 30,000 Amps. £130 0 0
- 10 V., 2,000 Amps. £69 0 0



HIGH VOLTAGE TRANSFORMERS

- 1450 V. 300 mA... £8 10 0
- 3 kV. 2mA. £4 0 0
- 10 kV. 23 mA. £9 0 0
- 4 kV. 2.5 mA. £5 0 0
- 42 kV. (21 kV.-0-21 kV.) 126 mA. £50 0 0


PORTABLE SHROUDED TRANSFORMERS

Each of the five Transformers below:—
£7.18.0.

- 6-8-12-18-24-30 V., 12 Amps.
- 24 V., 30 Amps.
- 110-120 V., 4 Amps.
- 12 V., 40 Amps.
- 55 V., 12 Amps.



Most Transformers up to 2 kVA can be supplied in a steel case with protected terminals and carrying handle.



VOLTAGE REGULATING TRANSFORMERS


Input 230/240 V. Output 50 V. to 250 V. in 16 steps of 12.5 V. at 30 Amps. These are Auto Transformers with Quick Make-and-Break Tapping Switches.

TRANSFORMERS WITH SWITCHED TAP CONTROL

Available with one or more Switches, Ammeters, Fuses etc.

TRANSFORMERS WITH INFINITELY VARIABLE CONTROL OF OUTPUT

Combinations of Transformer with attached Variac for very fine control.



MANY OTHER STOCK TRANSFORMERS

RECTIFIER SETS

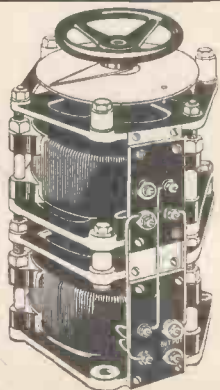
All for 200/250 V. A.C. (Other supply Voltages available)



- Rectifier Sets with D.C. Output Control by internal taps
- D.C. Volts ON LOAD are stated.
- 110/120 V. D.C., 10 Amps. £29 0 0
 - 200/250 V. D.C., 10 Amps. £34 0 0
 - 200/250 V. D.C., 18 Amps. £46 0 0
 - 35/38 V. D.C., 50 Amps. £40 0 0
 - 34 V. D.C., 10 Amps. £22 0 0
 - 1,200 V. D.C., 200 mA. £18 0 0
 - 60 V. D.C., 5 Amps. £22 0 0
 - 200/250 V. D.C., 9.5 Amps. £32 0 0
 - 6.3 V. D.C. 13 Amps. and 220 V. D.C. 110 mA. £19 10 0

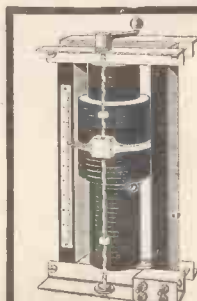
Rectifier Sets with Control of D.C. Output by Tap Switches. Fitted with Fuses. D.C. Volts ON LOAD are stated.

- 12/25 V. D.C., 12 Amps. £15 10 0
- 12/25 V. D.C., 20 Amps. £24 0 0
- 110/120 V. D.C., 25 Amps. £49 0 0
- 15 V. D.C., 5 Amps., Meter and Internal Rho. £8 10 0
- 6.3 V. D.C., 13 Amps. and 220 V., 110 mA. £18 10 0
- Fitted Ammeters and Voltmeters. per meter £2 10 0
- Built-in Rheostats ... £3 0 0



VOLTAGE REGULATING TRANSFORMERS. Variac Type

INPUT 230/240 V, OUTPUT 0-240 V
10 Amps £14 0 0 each



VOLTAGE REGULATORS Moving Coil Type

This type produces a smoother change of output voltage than the Variac type. It is larger in physical size than the Variac but is more readily available and less expensive for the larger output current.

- INPUT 230/250 V
Also available for 400/440 V
OUTPUT 0-265 V
- 40 Amps £42 0 0
 - 60 Amps £58 0 0
 - 80 Amps £68 0 0
 - 100 Amps £78 0 0

RECTIFIER SETS

350/440 V. 3 Phase Input

- 12 V 400 Amps. or 24 V. 200 Amps. intermittent..... £60
- 35/38 V. D.C. 50 Amps..... £40

SPECIFIC ENQUIRIES

are invited for Transformers and Rectifiers.

We specialise in
HEAVY CURRENT EQUIPMENT

HARMSWORTH, TOWNLEY & CO.
2 JORDAN STREET, MANCHESTER 15

THE **NASHTON** RANGE

Now available from stock

The first five instruments in the 'Nashton' range of miniaturised electronic test gear shown here are now available from stock. Instruments that are to become available in the near future include —The Flash Tester, Shorted Turn Detector, Transistorised Power Supply and Transistorised Quadrature Oscillator. For full information write to Nash and Thompson Ltd., Oakcroft Road, Chessington, Surrey, or to your nearest area agent.

AREA AGENTS

- | | |
|------------------------|--|
| SCOTLAND | Elesco Electronics Ltd., 2 Fitzroy Place, Glasgow, C.3. (Tel: CENTRAL 1082/3) |
| NORTHERN ENGLAND | Farnell Instruments Ltd., Wetherby Industrial Estate, York Road, Wetherby, Yorks. (Tel: Wetherby 2691/2) |
| MIDLANDS | Hawnt & Co., Ltd., 59 Moor Street, Birmingham, 4. (Tel: CENTRAL 6871/5) |
| NORTHERN HOME COUNTIES | W. J. Picton Ltd., 123a Neasden Lane, London, N.W.10. (Tel: GLADSTONE 2718-4075) |

Nash and Thompson LIMITED

OAKCROFT ROAD, CHESSINGTON, SURREY. Elmbridge 5252,



R.C.C. Bridge—A quick balancing bridge measuring from 5 ohms-500 megohms and 5 pF-500 μ F each in three ranges.



D.C. Valve Voltmeter Microammeter—A high impedance D.C. Valve Voltmeter reading 1-1,000 Volts and 0.1-100 microamps f.s.d. over seven ranges.



Sensitive Valve Voltmeter—An audio frequency A.C. Voltmeter providing 10 ranges from 30 m.V. to 300 Volts f.s.d.



A.C./D.C. Valve Voltmeter—Six A.C. ranges from 1-300 Volts f.s.d. up to 200 Mc/s and seven D.C. ranges from 1-1,000 Volts f.s.d. at high impedance.



Ohmmeter—A D.C. measuring instrument reading from 10 ohms-10,000 megohms with a high degree of accuracy.

If you have a problem that can be solved
by using digital techniques—then

Venner packaged circuits can help.

Their versatility can solve your development
or test set problems, because either

you or we can build the equipment
from fully developed circuit elements.

All the answers...

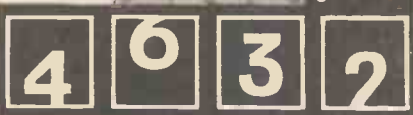
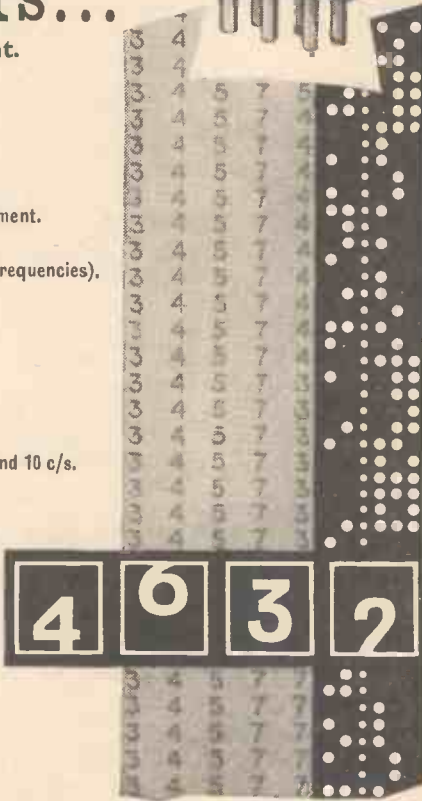
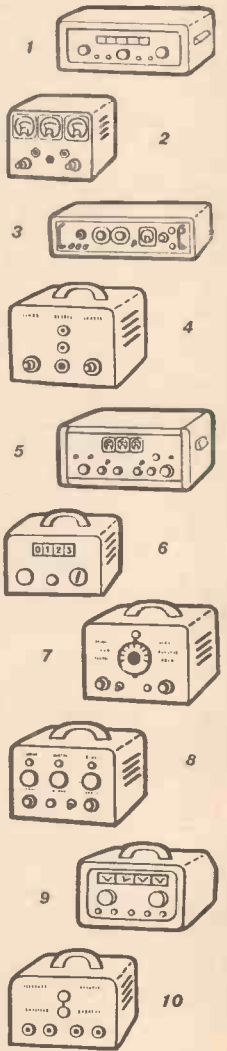

on punched tape, in 1" figures or in print.

Some examples of 'specials' built from Venner
plug-in stages are illustrated on the right.

- 1 In-line readout frequency and time measuring equipment.
- 2 3 digit counter.
- 3 Frequency source for octave filter testing (12 output frequencies).
- 4 Dual channel tuned amplifier.
- 5 Speedmeter with tape readout.
- 6 In-line readout tachometer.
- 7 Solenoid valve timer.
- 8 3 digit batching counter.
- 9 Special purpose time measuring set.
- 10 Frequency source providing 10 kc/s, 1 kc/s, 100 c/s, and 10 c/s.
- 11 Reaction time indicator.


As a general rule we can give you delivery in
6 to 8 weeks of special items built in this way.
Alternatively, if you "do-it-yourself", we will
give advice and provide the majority of plug-in
stages within 7/10 days of receiving your order.

If you are not familiar with our circuit blocks, please
send for leaflet WW/104.



VENNER Electronics

VENNER ELECTRONICS LIMITED
Kingston By-Pass, New Malden, Surrey
Telephone: MALden 2442
A member of the Venner Group of Companies.



11



Model LTE-4.5/14-0.5



TRANSISTOR REGULATED D.C. POWER SUPPLY

SPECIFICATIONS

Model LTE-4.5/14-0.5

Input voltage	190-260 volts, 50-60 c/s. (115v. model available)
Output voltage	4.5-14 volts (Variable).
Output current	500 mA.
Voltage regulation accuracy	± 0.15%
Output impedance	< 0.1 ohm.
Ripple and noise	5 mV. p-p.
Ambient working	25°C.
Overall cabinet dimensions	10½" x 7½" x 8½" deep.
Weight	7½ lb.

Models LTE-12.5-0.75 & -1.5

Input voltage	205-250 volts, 50/60 c/s. (115v. model available)
Output voltage	12.5 volts.
Output currents	0.75, 1.5 amps.
Voltage regulation accuracy	± 0.1%
Output impedance	< 0.1 ohm (0.75A model) < 0.05 ohm (1.5A model)
Ripple and noise	10 mV. p-p.
Ambient working	25° C.
Dimensions	8" x 3½" x 3½" deep.
Weight	4½ lb.

JLT Transistor Regulated D.C. Power Supply Units are meeting the need for controlled low voltage supplies in laboratories, production line testing and quality control. A special unit is available for use with transistorised public address equipment permitting connection to the normal mains supply; it will also charge the accumulator. Write for Leaflet LS6 for full details of the models available.



J. LANGHAM THOMPSON LTD.

BUSHEY HEATH · HERTS · ENGLAND


Telephone: BUSHEY Heath 2411 (4 lines)

Grams & Cables: "Tommy Waford".

AD/S13

NEW

Silicon alloy transistors with low 'bottoming' voltage



S
I
L
I
C
O
N

OC200 The OC200 is the first of a new range of silicon alloy transistors now being introduced by Mullard. This range has all the advantages of the well-known OC70 germanium series plus the silicon features of low collector leakage and high permissible operating temperature.

This duplication of the essential properties of the OC70 series—including a low "bottoming" voltage—enables designers to gain the maximum benefit from their experience with germanium transistors when using the new silicon types.

The wide junction temperature rating of these new transistors makes them suitable for use at high temperatures in aircraft, guided weapons and industrial equipment. This feature is exemplified by the OC200 which has a junction temperature rating of -55 to $+150^{\circ}\text{C}$ with minimum α' (or β) controlled to a limit of 10 at -55°C and 15 at room temperature.

The maximum collector voltage of type OC200 is 25V, but due to its low "bottoming" point it may be operated from supplies as low as 1.2V. The linearity of current gain with collector current is well maintained up to 50mA.

Like the OC70, the OC200 is well suited for use in pre-amplifier circuits. Its noise figure is, in fact, better than that of the germanium transistor. Write on your company notepaper to the address below for complete data.

ABRIDGED DATA

Silicon p-n-p alloy junction transistor OC200

T_{junction}	-55 to $+150^{\circ}\text{C}$
V_{cb} (pk) max.	-25 V
V_{cb} max. (av. or d.c.)	-25 V
I_{c} (pk) max.	50 mA
I_{c} max.	15 mA
α' (or β) spread	15 to 60
Guaranteed min. α' (or β) at -50°C	10
Bottoming Voltage ($I_{\text{c}}=7\text{mA}$)	130 mV
Average noise figure	8 dB
r_{bb}	125 ohms.



Mullard Limited • Semiconductor Division

Mullard House • Torrington Place

London • W.C.1 • Tel: LANgham 6633

Mullard

semiconductor
division

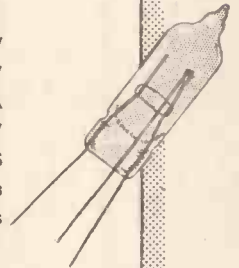
3

TRIGGER TUBES DESIGNED WITH YOUR COSTS IN MIND

Speedier production and skilful design are benefits passed to you in the form of low prices — so low as to be comparable with the cheapest components used in electronic equipment.

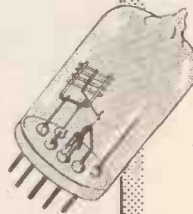
GTR 120 W

Anode voltage	180 — 310 V
Trigger striking volts	110 — 170 V
Anode current	3 — 9 mA
Tube voltage drop	95 — 140 V
De-ionization time	3 mS
Minimum ambient light	5 ft. — candles
Base	3 flying leads



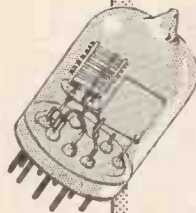
GDT 120 M

Anode voltage	180 — 340 V
Trigger striking volts	105 — 155 V
Anode current	3 — 9 mA
Tube voltage drop	94 — 130 V
De-ionization time	10 mS
Minimum ambient light	Zero
Base	B 7G



GDT 120 T

Anode voltage	180 — 400 V
Trigger striking volts	100 — 155 V
Anode current	5 — 25 mA (60 mA peak)
Tube voltage drop	95 — 130 V
De-ionization time	10 mS
Minimum ambient light	Zero
Base	B 9A



The characteristics of these trigger tubes make them ideally suited for a multitude of applications where the use of precision tubes would be uneconomic.

This range has proved particularly satisfactory when employed in signal storage systems, and for the operation of relays, display lamps and other electrical devices.

Without doubt, in this role, these Ericsson trigger tubes are the cheapest method of obtaining the required results reliably and simply.


For data sheets write to:—

THE TECHNICAL SERVICES DEPARTMENT



TUBE DIVISION
BEESTON · NOTTINGHAM · ENGLAND





for the closest
approach to the
original sound

*

QUAD ELECTROSTATIC LOUDSPEAKER

ACOUSTICAL MANUFACTURING COMPANY LIMITED, HUNTINGDON, HUNTS Huntingdon 361 & 574


Introducing the MC10

a NEW 5-Channel Transistorised

VHF Radio-Telephone Terminal

Compact design which at low cost provides five high-grade telephone circuits

A TYPICAL LOCATION where this new 5-Channel Transistorised VHF Radio-Telephone Terminal will prove indispensable in vital communications



Radio

Frequency range 156-184 Mc/s
(other frequency ranges are available)

Transmitter power output 30 watts

Deviation 75 kc/s

Receiver Noise Factor 8db

All characteristics of the transmitter and receiver conform to CCIR specifications

Carrier Telephone Equipment

5 Telephone channels · 4 kc/s spaced

Equipped with Out of Band Signalling Facilities for dialling, Ringdown or junction working

Printed Wiring · Plug-in Units

Crystal frequency control

Resin cast components

The result of co-operative enterprise between two great organizations



REDIFON LIMITED

Communications Division, Wandsworth, London, S.W.18
Telephone: VANDyke 7281

A Manufacturing Company in the Rediffusion Group

SIEMENS EDISON SWAN LIMITED

Transmission Division, Woolwich, London, S.E.18
Telephone: Woolwich 2020

An A.E.I. Company

Radar or Radio -



TRAIN WITH THE ROYAL AIR FORCE



There are immediate vacancies today for Radar and Wireless Mechanics in the Royal Air Force. This is an increasingly important job in the R.A.F. and a responsible one, because there is a constantly growing range of vital equipment to be maintained and serviced—including that used for bombing and for the navigation, detection, interception and control of aircraft and the latest guided missiles.

A life of opportunity!

You get a full training in servicing many types of radar or radio. Your work is full of interest—particularly if you are keen on television or radio. Promotion is rapid for the right man. Pay and allowances are better than ever before; for example, a married Corporal can earn £14. 12s. 10d. a week including full allowances. There's a month's leave a year, the chance to travel and see something of the world and all the wider interests of life in the modern Service.

This is not just a job but a *career*—with good prospects. Post the coupon for details now!

TO The Officer Commanding, R.A.F. Central Recruiting Office (W.D.56), Victory House, Kingsway, London, W.C.2.

Please send me

R.A.F. Ground Trade leaflets A.M.P. 347 and Inf. 263.
I understand that this puts me under NO OBLIGATION.

NAME _____

ADDRESS _____


Date of Birth _____

Applicants from British Isles only.


If you want

IMAGINATION, TECHNIQUE, EXPERIENCE, BUILT INTO ELECTRONIC EQUIPMENT

*Whether in Design, Development or Manufacture**




A fully transistorised Portable Holiday Detector designed by P.A.M. LTD. for Cathodic Corrosion Control Ltd. It provides a non-lethal output voltage up to 20 K.V. D.C., and is used for detecting cracks or imperfections in protective coatings applied to metal structures.



A new "transistorised" Photo-electric Counter designed for continuous recording of production quantities up to a speed of 2,000 per minute. Photo-cell and lamp are fitted in dust-proof housings with focussing adjustment.



NERA Projection Screens. For ciné or TV. Activated curved aluminium to reflect light from a controlled angle. High contrast ratios under normal room lighting. In robust wooden frames for wall mounting 30" x 22", 40" x 30" & 48" x 36" or to order.



This E.H.T. Cable Insulation Tester has been designed and made by P.A.M. LTD. for detecting and recording faults in the insulating coverings of cables during manufacture. The system permits a very high speed of operation.

P.A.M. LTD. Electronics Department combines the technique and experience of several companies long-established in the Electronic field, with the extensive modern production resources of P.A.M. LTD. Examples of recent work are illustrated.

consult



**Whichever type of service you need, you can save time and trouble, maybe money too, if you write or 'phone without delay.*

P.A.M. LTD. Electronics Department
Merrow, Guildford, Surrey. Tel. Guildford 2211.

One of a Group of Companies associated with the Southern Areas Electric Corporation Ltd.

Vertical handwritten text on the right side of the page, possibly a signature or note.

ADCOLA

REGD. TRADE MARK
(Regd. Trade Mark)

SOLDERING INSTRUMENTS
& ALLIED EQUIPMENT



ILLUSTRATED
DETACHABLE
1/4" BIT MODEL
LIST NO. 64

Protective
Shield
List No. 86

CATALOGUES HEAD OFFICE SALES & SERVICE

ADCOLA PRODUCTS LTD.
GAUDEN ROAD,
CLAPHAM HIGH ST.,
LONDON, S.W.4.

TELEPHONES:
MACaulay 3101
& 4272

meter menu



Anders Electronics supply meters very much "à la carte." It is the speciality of the house to provide non-standard—often quite exceptional—meters of all types without delay.

Baldwin, E.A.C., Taylor, Turner, Weir, Weston, and other makes · Moving iron, moving-coil, thermo couple, electrostatic · Square, circular (flush or projecting), rectangular or industrial · Any required range, calibrated to B.S.89 · Catering for any number—from individual meters to large parties.

Standard ranges from stock.
Special meters 7-14 days.

Meters, Electronic and Test equipment to individual specifications

Anders
electronics LTD

103 Hampstead Road, London, N.W.1
Tel: EUSon 1639

Contractors to G.P.O. and Government Departments




**We've built
a service
from
A to W,**

(X, Y, Z, Will follow no doubt)

We hold stocks of many British instruments from leading makers. Our association with British manufacturers from (alphabetically speaking!) Advance to Wayne Kerr goes back many years and we maintain a comprehensive index and technical information service covering the electronic instruments of the world.

OUR FIRST CONSIDERATION—the *right* instrument for your application.

The relevant factors are not who makes it or where it is made, but will it do the job. At Retcar Street you can discuss the technical problems of instrumentation and the new techniques developed both in this country and abroad. If it is impossible to call—write or telephone about your particular problem or requirement and full information will be provided.



Some of the manufacturers outside Great Britain whom we represent and for whose products we offer full service facilities are:

BIRD ELECTRONIC CORP.
DYMEC
EMPIRE DEVICES
ELECTRONIC ASSOCIATES
FAIRCHILD POLAROID
(Oscilloscope Cameras)
GERTSCH PRODUCTS INC.
HEINZ GUNTHER NEUWIRTH
HEWLETT-PACKARD

KAY ELECTRIC COMPANY
ARTHUR KLEMT
RADIOMETER
R. F. EQUIPMENT
S.I.D.E.R.
TEKTRONIX
VARIAN ASSOCIATES
(Microwave Division)
WAVEFORMS



Our importation service is second to none. Import licenses, treasury licenses for duty free importation, customs and clearance arrangements, checking on arrival, and most important of all implementation of the overseas manufacturers guarantee are taken care of without trouble to you.



LIVINGSTON LABORATORIES LTD.

RET CAR STREET · LONDON · N.19
Telephone ARCHway 6251

one ounce of precision

Precision
SOLDERING IRON

for **240 volts** (or lower voltages)
under **1 oz.** in weight

Alternative Bit Sizes: $\frac{3}{32}$ $\frac{5}{32}$ $\frac{3}{16}$ $\frac{3}{16}$ HEAVY DUTY

A.N.T.E.X. LIMITED. 3, TOWER HILL, LONDON, E.C.3. Telephone: Royal 4439. Cables: Antextim London.

ARDENTE

make a wide range of

**MINIATURE
TRANSFORMERS
AND ELECTRONIC
COMPONENTS**

The miniature components with the big technical background

Sole Manufacturers and Exporters:
ARDENTE ACOUSTIC LABORATORIES LTD.
 8-12 MINERVA ROAD, NORTH ACTON, LONDON, NW10 Telephone: ELGar 3923
 Suppliers of components and hearing aids to the Government and manufacturers all over the world



4LP1

the only **P.D.A.**
tube with
TWO traces
from **ONE** gun

The new 'Etel' four-inch instrument tube 4LP1 is the most economical high performance tube for dual trace oscillography.

Two traces are provided in the simplest and most economical manner—by means of a single gun with a beam dividing electrode. Sensitivity of 27 V/cm at 3kV is obtained by employing a post deflection accelerator. The 4LP1 is recommended for high quality general purpose applications. It has a flat face and side connections to the deflector plates. Write for full information to the address below.

ABRIDGED DATA

4LP1 single gun dual trace tube.

SCREEN TYPE	P1
DEFLECTION	electrostatic
POST DEFLECTION ACCELERATOR	single stage
SCREEN DIAMETER	4 inches
MAXIMUM OVERALL LENGTH	16½ inches

Capacitances

C _{x'} -x"	...	1.4 to 2.0 pF
C _{x'} -all (x" earthed)	...	2.7 to 3.8 pF
C _{x''} -all (x' earthed)	...	2.7 to 3.8 pF
C _{y'} -all	...	2.5 to 3.8 pF
C _{y''} -all	...	2.5 to 3.8 pF
C _{y'} -y"	...	<0.1 pF

Typical Operating Conditions

V _{a1}	1.5 kV
V _{a2}	320 to 420 V
V _{a3}	1.5 kV
V _{a4}	3.0 kV
V _g (for cut-off)	-40 to -95V
S _x	27 V/cm
S _{y'}	27 V/cm
S _{y''}	27 V/cm



REGD. TRADE MARK

CATHODE RAY TUBES

ELECTRONIC TUBES LIMITED • KINGSMEAD WORKS • HIGH WYCOMBE • BUCKS • TEL: HIGH WYCOMBE 2020

ETL11a

4 girls now do work of 5

New techniques demand new tools. Transistors, printed circuits, sub-miniature components can now be soldered more accurately, with much less effort, without risk of damage to adjacent components with the feather-weight pencil-thin Oryx. Available in seven models for continuous working up to 470°C. Widely used by instrument makers, electronic equipment makers throughout the world. It will pay you to give the Oryx an extended trial on your own production lines.

**For QUICKER . . .
BETTER Joints
at less cost!**

ORYX

Write now for
illustrated Folder
and Price List.

ORYX ELECTRICAL LABORATORIES LTD.,
DOMINION ROAD, WORTHING, SUSSEX


Tel: WORTHING 9895



from
25/-
subject

EXCLUSIVE ORYX FEATURES

- ★ Low voltage (6-24 v.), absolutely safe, therefore ideal for female operatives.
- ★ Heats up in 35 seconds—cannot overheat during extended use
- ★ Uses renewable, interchangeable, corrosion-resistant bits
- ★ Patented heating element has no ceramic spacers or mica insulators
- ★ Ideal for battery-operated mobile service on cars, trucks, aircraft
- ★ Efficiency equal to mains-operated 80-watt iron at fraction of weight and size
- ★ Fully guaranteed against breakdown for twelve months



This
**NORDYK HI-FI
STEREO OUTFIT**
will cost you only
£23 . 2 . 0
complete!

Yes, only £23.2.0 complete, bringing stereophonic Hi-Fi within the reach of everyone.

The equipment comprises two Speaker Enclosures and one Gram Unit on a Continental Bench.

The SPEAKER ENCLOSURES (left and right) have been designed for us by Goodman's Industries Ltd. for use with their 8" Axiette. They cost **£5.17.6** (tax free).


The GRAM UNIT (centre) will take all turntables, most amplifiers, plus most radio tuners too. **£5.19.6** (tax paid). They stand on a Continental Bench; price **£5.7.6**.

Also available in the Nordyk range is the matching **RECORD UNIT**, capacity 150 records and costs **£4.17.6**.

*Write NOW for leaflet
and address of your nearest stockist
to Dept. W.W. 93.*

RECORD HOUSING

**Brook Road, London, N.22.
Bowes Park 7487-8.**




Announce

*printed circuit
connectors*
for the
**0.1" INTERNATIONAL
STANDARD GRID**

Made under U.S. licence from
Winchester Electronics Inc.



BK SERIES



BKM SERIES

These precision printed-circuit connectors have gold-plated contacts (made from spring-tempered phosphor-bronze) which provide low contact-resistance, prevent corrosion and facilitate soldering. Melamine mouldings, conforming to B.S.S. 1322, provide high arc-resistance, and high dielectric and mechanical strength.

SOCKET CODE No.	NUMBER OF CONTACTS	CONTACT SPACING
BK 8	8	0.2"
BK 12	12	0.2"
BKM 17	17	0.1"
BKM 25	25	0.1"
BKM 17-8	8	0.2"
BKM 17-9	9	0.2"
BKM 25-12	12	0.2"
BKM 25-13	13	0.2"

NOW AVAILABLE



Type D2 two-pole Stackable Connector

- ★ Alternative contact arrangements
- ★ Self-polarising stacks
- ★ 0.3" centres for 0.1" Grid applications

Full technical data and
illustrated leaflets forwarded on request:—

ELECTRO METHODS LTD.

Plug & Socket Division,
12-36 CAXTON WAY,
STEVENAGE, HERTS.

Telephone: Stevenage 2110-7

Armstrong

new

STEREO 44

RADIOGRAM CHASSIS

Introduce another great addition
to their range of radiogram chassis



price 28 guineas

Other models in our range of radiogram
chassis. (See also our advertisement on page 173)

STEREO-TWELVE AM/FM - - 37 GNS

JUBILEE AM/FM - - - - 29 GNS

PB409 AM/FM - - - - 28 GNS

The name ARMSTRONG is the registered trade mark of

ARMSTRONG WIRELESS & TELEVISION CO. LTD., WARTLERS ROAD, LONDON, N.7. Tel. NORth 3213

This latest model has been ingeniously designed for use as the basis of a complete monaural and stereophonic reproducing system. Whether you want stereo as well as monaural now, or monaural now and stereo later, it is the ideal solution. Even if you are not sure whether you will ever want a stereo system, the Stereo 44 provides full monaural facilities for radio, tape and gramophone reproduction and is an insurance against a possible change of mind about stereo in the future.

8 watts output, 4 watts on each channel. ● 20db negative feedback on each channel. ● Full FM band (87-108 mc/s) and medium band. ● Stereo and monaural inputs for all crystal pick-ups. ● Stereo and monaural tape record and playback facilities. ● Mullard EL84 output valves. ● Separate wide range bass and treble ganged controls. ● Dual volume control. ● 3, 7½ and 15 ohms speaker outputs on each channel. ● Satinised brass dial escutcheon and veneered fascia board available. ● Size of chassis 12in. x 8in. x 7in. high.

Post this coupon or write for descriptive literature and details of Home Trial facilities, Hire Purchase Terms and Guarantee or call at our Holloway Showroom for full, unhurried demonstration and professional advice on your installation. Open 9-6 weekdays and 9-5 Saturdays.

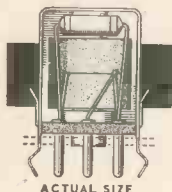
NAME

ADDRESS

WM4

MAXI-Q

REGD



ACTUAL SIZE

TRANSISTOR COMPONENTS

IFT.13, MINIATURE 1st and 2nd I.F. TRANSFORMER, 7/6 each.

These transformers are wound in ferrite pot cores with an adjustable core for tuning. The aluminium screening can measures 17/32in. x 11/16in. high and is provided with two fixing clips. Nominal frequency: 470 kc/s. Q=110.

IFT.14, MINIATURE 3rd I.F. TRANSFORMER, 7/6 each.

Construction and dimensions as IFT.13. Nominal frequency: 470 kc/s. Q=130.

TOC.1, MINIATURE TRANSISTOR MEDIUM WAVE OSCILLATOR COIL, 7/6 each. Construction and dimensions as IFT.13. For use with FSA.1.

PRINTED CIRCUIT CHASSIS, punched complete, 8/-.

FSA 1, MEDIUM WAVE FERRITE SLAB AERIAL, 6/6 each.

Wound on a ferrite slab with easily adjusted inductance for ease of alignment. Nominal coverage: 540-1550 kc/s. Overall dimensions: 4in. x 7/8in. x 3/16in. Tuning condenser: Jackson "00" gang with internal screen. Aerial section: 208 pF. Oscillator section: 176 pF. Padder: 200 pF.

DRIVER TRANSFORMER, 10/- each.

CIRCUIT DIAGRAM AND COMPLETE ASSEMBLY LAYOUT FOR BUILDING THE MAXI-Q 6 TRANSISTOR MEDIUM WAVE RECEIVER IS AVAILABLE AT 9d.


GENERAL CATALOGUE covering technical information on full range of components, 1/4d in stamps.

TRADING TERMS for direct postal orders, C.W.O. plus appropriate postal charge. **PLEASE SEND S.A.E. WITH ALL ENQUIRIES.**

DENCO (CLACTON) LTD. (Dept. W.W.), 357/9 Old Road, Clacton-on-Sea, Essex

STOP PRESS: WF1388, PUSH PULL BIAS AND ERASE TAPE DECK OSCILLATOR COIL FOR THE NEW MULLARD TYPE "C" TAPE AMPLIFIER, PRICE 29/6d.





24 WAY CONNECTOR

McMURDO

Red Range Connectors


FOR BACK RACK MOUNTING

AVAILABLE IN **8 WAY** **16 WAY** **24 WAY** **32 WAY**

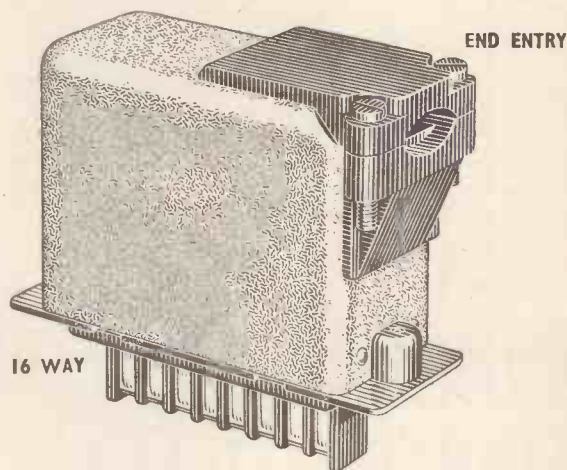
- GOLD PLATED CONTACTS
- POSITIVE POLARISATION
- SELF ALIGNING
- EXCEPTIONALLY LOW INSERTION AND WITHDRAWAL FORCE

- WORKING VOLTAGE—750 D.C.
- CONTACT RESISTANCE—LESS THAN .005 OHM
- CURRENT RATING—5 AMPS PER CONTACT
- MOULDINGS—RED NYLON LOADED PF
- FLOATING BUSHES ON SOCKET MOUNTING PLATES ASSIST SELF ALIGNMENT

ALL TYPES AVAILABLE FOR PANEL MOUNTING WITH MK II COVERS



8 WAY



16 WAY

MK II COVERS MADE FROM SOLID DRAWN ALUMINIUM SILVER ANODISED FITTED WITH LATCHES AND REVERSIBLE CABLE CLAMP

Send for full details to THE McMURDO INSTRUMENT CO. LTD. ASHTEAD, SURREY.

TEL. ASHTEAD 3401. RRC23

YOUR OPPORTUNITY!!!

... UNBEATABLE ... UNREPEATABLE

BARGAIN OFFERS IN HI-FI of USED, SHOP-SOILED and DEMONSTRATION EQUIPMENT

LOUDSPEAKERS IN CABINETS

Pamphonic Victor Junior	£29 10 0
Wharfedale 3 speaker system sand filled corner baffle	£47 10 0
B.J. Corner Speaker	£35 0 0
R.C.A. Speaker	£39 10 0
Pye Concerto	£32 10 0
Lowther Accousta de Luxe Axiette	£22 10 0
Lowther PW.2 cabinet only	£28 10 0
Philips corner sand filled and 15 watt amplifier	£39 10 0

AMPLIFIERS

Pamphonic Model 1004	19 gns.
Pamphonic Model 4005	£22 10 0
Lowther LL.16	£29 10 0
Lowther LL.10	£17 10 0
Lowther Pre-amp Mark I	£17 10 0
Lowther RP.B. (tape unit)	£21 0 0
Lowther pre-amp. Mark II	£18 10 0
R.D. Minor Mark II	£9 19 6
Sound Sale Junior	£22 10 0
E.A.R. Mullard 5/10	£12 10 0

E.A.R. Triple four	9 gns.
Armstrong A10 and control unit	£21 10 0
Collaro Mark II Tape Deck	£10 0 0
Wyndors Regent Tape Recorder	£42 0 0
Leak FM Tuner	£29 10 0
Sound Sales AM tuner	£10 0 0
Acos crystal pick-up turnover cartridge	£1 9 6
Acos Black Shadow	£4 19 6
Braun Radio with VHF Piano key switching	25 gns.
Murphy Radio 9 valve VHF	£29 10 0
Vidor FM/AM Battery portable	19 gns.
RGD Radiogram	£59 10 0

Ferranti Television 17in.	£45 0 0
HMV Television 21in.	£75 0 0
Decca Radio	£27 10 0
Magnafon Tape Recorder	42 gns.
Lenco Arm Tannoy cartridge (diamond)	8 gns.
B.J. Pick-up Goldring cartridge	£4 4 0
Collaro RC.54 3 speed gram motor autochange	£4 10 0
10in. Speaker	£1 7 6
Garrard 3 speed TA motor AC/DC two decca heads	£7 10 0

SECONDHAND EQUIPMENT

B.J. Corner Speaker	£27 10 0
Philips Tape Recorder	£29 10 0
Tele Link Tape pre-amp with power pack	£15 0 0
W.B. Bass reflex speaker cabinet fitted 1012 speaker and T10 unit and crossover	£10 10 0
Baker speaker fitted with column	£10 10 0
B.S.R. Monarch	£4 19 6
Trix T/41 Amplifier and control unit	£9 18 6

SPECIAL OFFER

Period High Fidelity Regency style, speaker enclosure, and equipment cabinet fitted with Garrard Arm, Tannoy cartridge, Garrard 301 transcription motor, Quad Mark II amplifier, Quad FM unit, and Goodman speaker. Only slightly marked. List price over £250. Sale Price **£198 0 0**

★ PART EXCHANGES ★ TAPE RECORDERS ★ STEREO
Your Specialist Shop

CITY SALE & EXCHANGE LTD

93-94 FLEET ST., LONDON, E.C.4 Phone: FLEet Street 9391-2

TAKE YOUR PICK

Our wide range of capacitors, incorporating all the latest developments, are described fully in these new leaflets...

SEND NOW for COPIES

DALY has succeeded in maintaining full capacity values and working voltages in more compact designs, specially suited to ultra modern equipment :-

- PHOTO-FLASH EQUIPMENT • DEAF AIDS
- PRIVATE TELEPHONE INSTALLATIONS
- AMPLIFIERS • D.C. POWER UNITS
- TRANSISTOR EQUIPMENT
- MAGNETISATION EQUIPMENT
- TEST GEAR

DALY ELECTROLYTIC CAPACITORS

Condenser Specialists for over 20 years.

DALY (Condensers) LTD., WEST LODGE WORKS, THE GREEN, EALING, LONDON, W.5. Phone: Ealing 3127-8-9. Cables: Dalcyon, London



a new
range of



SIMET


**Silicon
Rectifiers...**

The SIMET 'G' series of silicon rectifiers will shortly be in production by Plessey. The new rectifiers are based on the designs and manufacturing techniques of the General Instruments Corporation, U.S.A., who produce one of the most comprehensive ranges of medium-power rectifiers, including a complete coverage of all military types.

Plessey manufacturing resources, allied to the established General Instruments design, will ensure a component which is virtually indestructible and capable of long-term and stable operation at temperatures up to 150°C.

AVAILABILITY

Rectifiers for operation in the range 100–1,000 peak inverse volts and carrying a current of 400–750 mA half-wave, 0.8–1.5 amps full-wave or 1.1–2.1 amps in 3-phase full-wave circuits are available in sample quantities now, and in production quantities shortly. Other types will follow the establishment of this medium-power range.



WRITE FOR LITERATURE NOW!

Engineers and senior executives are invited to write for descriptive technical literature.

The new rectifiers will replace the "A" series which have been successfully used in a number of equipments, and will be interchangeable in all respects.



THE PLESSEY COMPANY LIMITED

Chemical and Metallurgical Division

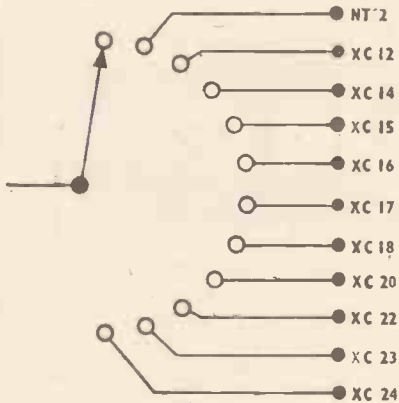
TOWCESTER · NORTHANTS

TELEPHONE: TOWCESTER 312-4
TELEGRAMS: SIMET, TOWCESTER

The word 'SIMET' is a registered trade mark

Switch to Cold Cathode Tubes

for the most modern electronic switching and control systems



Hivac cold cathode tubes provide flexibility, economy, long life and reliability

the range includes

diodes
stable diodes
difference diodes
triodes and
tetrodes

our Technical Service Department is ready to provide further details of their characteristics or application.

Hivac Limited

A member of the Automatic Telephone
and Electric Group

STONEFIELD WAY · SOUTH RUISLIP · MIDDLESEX

Telephone: Ruislip 3366

C14b

CHECK THAT GENERATOR

WITH A JASON CRYSTAL CALIBRATOR

CC.10

The exact frequency of a generator may be found by connecting the output to the Crystal Calibrator when the self-contained audio-section and loud-speaker allow marker pips to be heard directly. These marker pips are generated at 10 mc/s., 1 mc/s., 100 kc/s. and 10 kc/s. so that generators in the range of 10 kc/s. to 250 mc/s. may be checked. The basic accuracy of 0.01% comes from the 1 mc/s. crystal oscillator.

To test the generator, it is therefore only necessary to know the frequency approximately at one point. In the absence of other methods, a wavemeter gives the best identification since it ignores harmonics. For example, if the unknown generator has a frequency of approximately 20 mc/s., the approximate frequency may be found with the 10 mc/s. harmonic, the crystal and counters being switched off to avoid any confusion. The crystal oscillator is then switched in, and the harmonics of 1 mc/s. allow exact calibration of the scale. The 100 kc/s. output is then added to allow finer calibration between the 1 mc/s. intervals.



British
Designed
to high
technical
standard

The Jason Crystal Calibrator CC.10 is built into a standard case measuring 11½ in. wide × 5½ in. high × 6½ in. deep, and is available complete with valves, crystal and loudspeaker either as a ready built instrument or kit for assembly by the purchaser. Details of this and other electronic test equipment by Jason gladly sent on request.



Price, built and tested **£18.19.0**

Price, as complete kit **£14.10.0**

Professional discounts

THE JASON MOTOR & ELECTRONIC CO., 3-4 (D) GT. CHAPEL ST., OXFORD ST., LONDON, W.1

Phone: GERrard 0273-4

LINEAR

For **HIGH SENSITIVITY!**
HIGHEST FIDELITY!
MAXIMUM RELIABILITY!
REASONABLE COST!

THE 'CONCHORD'

**A HIGH FIDELITY 30 WATT
AMPLIFIER INCORPORATING
PRE-AMPLIFIER AND TONE CONTROLS**

EMPLOYING THE LATEST MULLARD EL34 OUTPUT VALVES
IN ULTRA LINEAR OPERATION AND HIGH GRADE
SECTIONALIZED OUTPUT TRANSFORMER

Size approx. 13 x 8½ x 7in. Stoved gold hammered finish.
Weight 14lb. For operation on 200-250 v 50 c.p.s. A.C.
mains. Or other voltages to order. A chrome-handled
cover is available at 25/-.

15 Retail Price
GNS.



The Following Outstanding Test Figures include Pre-amplifier and Tone Control Stages

FREQUENCY RESPONSE.
(Exc. Rumble Filter). ± 1 d.b. 20-20,000 c.p.s.
RUMBLE FILTER.
12 d.b. per octave below 50 c.p.s.
BASS CONTROL.
Continuously variable + 12 d.b. to -12 d.b.
at 50 c.p.s.
TREBLE CONTROL.
Continuously variable + 12 d.b. to -6 d.b.
at 12,000 c.p.s.
HUM LEVEL.
Referred to full output -73 d.b.
MAXIMUM POWER OUTPUT.
In excess of 33 watts

MAINS POWER CONSUMPTION.
110 watts.
STABILITY.
Entirely stable with capacity of .08 mfd. in
parallel with loudspeaker load.
EFFECTIVE OUTPUT IMPEDANCE.
0.9 ohms across 15 ohm terminals.
INPUT IMPEDANCE.
Both inputs 500k plus 10 pfd.
NEGATIVE FEEDBACK.
Total 28 d.b.
SENSITIVITY.
Input (1) 20 millivolts for rated output.
Input (2) 200 millivolts for rated output.

HARMONIC DISTORTION.
0.05 ± at 10 watts. 0.1 ± at 20 watts.
OUTPUT SOCKETS.
Provide matchings for 3 ohm and 15 ohm
loudspeakers.
EXTERNAL POWER SUPPLY.
300 v. 30 m/a. 6.3 v. 1.5 a. for radio tuner
VALVES.
B.V.A. EF86, EF86, ECC83, EL34 EL34,
GZ34
Due to use of Mullard EF86 valves microphone
is virtually nil
As in our extremely successful 'Diatonic'
two individually controlled inputs provide
mixing facilities for microphone and
gram. etc. etc

The 'DIATONIC' HIGH FIDELITY 10-14 WATT ULTRA LINEAR AMPLIFIER WITH INTEGRAL PRE-AMP AND TONE CONTROLS



H.T. and L.T. Supply Point is
included for a radio tuner

**ALL TEST FIGURES INCLUDE
PRE-AMP
FREQUENCY RESPONSE**
± 2 d.b. 30-20,000 c.p.s.

**MAXIMUM POWER
OUTPUT.** In excess of 14
watts.
**RATED OUTPUT 10
WATTS.**
SENSITIVITY.
Vol. (1) 22 millivolts for
rated output. Vol. (2) 220
millivolts for rated output.
**TREBLE LIFT
CONTROL.** Continuously
variable +6 d.b. to -13 d.b.
at 12,000 c.p.s.
BASS CONTROL.
Continuously variable +13
d.b. to -18 d.b. at 50 c.p.s.
**HARMONIC DIS-
TORTION.** 0.19% mea-
sured at 6 watts.
HUM LEVEL. Referred to
maximum output -60 d.b.
NEGATIVE FEEDBACK.
Total 32 d.b.

Size only 9-7-6½in. Weight 12½lb. Power consumption 120 watts.
Outputs for 3 and 15 ohm loudspeaker.

12 Retail Price
GNS.

For A.C. mains 200-250 v. 50 c.p.s. Or
other voltages to order. Chassis finish
stoved hammered gold, or grey blue.
Attractive cover with chromium carrying
handles now available at 17/6.
Full advantage has been taken of the latest component mini-
aturization developments to reduce unit size to a minimum.
Two high impedance input sockets are provided by microphone
and gram, etc. Each input has its associated vol. control.
B.V.A. valves are employed, ECC83 ECC83, EL84, EL84, EZ81

Send S.A.E. for Leaflets.

TRADE AND EXPORT ENQUIRIES TO—

**LINEAR PRODUCTS LTD. ELECTRON WORKS,
ARMLEY, LEEDS**

TeL: Leeds 630-126
(3 lines)

ALSO AVAILABLE:

**The L45. A compact High Quality
4-5 watt amplifier.**

Size approx. 7-5-5½in. high. Sensitivity
is 28 millivolts so that the input socket can
be used for either microphone or gram,
tape, radio tuner, etc. B.V.A. valves used are
ECC83, EL84, EZ90. Controls are: Vol.,
Treble and Bass with mains switch. The Tone
controls provide full compensation for long
playing records. Output matching for 3 ohm
loudspeaker. Retail price £5/19/6.

THE LT45 TAPE DECK AMPLIFIER.
A complete unit (power pack and oscillator
incorporated) ready for connection to A.C.
mains. 3 ohm loudspeaker and practically
any make of deck. Negative feedback equal-
ization adjustment by multi-position switch
or 3½, 7½ and 15in. per sec
Retail price 12 gns.


THE LG3 GRAM AMPLIFIER. Overall
size 6½ x 4½ x 2½in. Controls: Vol. and Tone
(with mains switch). Output for 2-3 ohm
loudspeaker. All above for 200-250 v. 50
c.p.s. A.C. mains. Retail price 55/9.
L50 50 WATT AMPLIFIER. Size approx.
13 x 9 x 7in. Sensitivity 25 m.v. Outputs for
3 and 15 ohm speakers.
Retail price 19 gns.

**L10 10-12 WATT HIGH FIDELITY
AMPLIFIER** with separate pre-amplifier.
Retail price 15 gns.

L3/3 STEREOPHONIC AMPLIFIER.
Sensitivity 150 m.v. Output 3 watts on each
channel. Retail 7 gns.

L5/5 STEREOPHONIC AMPLIFIER.
Sensitivity 10 m.v. Output 5 watts on each
channel. Retail price 11 gns.

DOUBLE-ENDED STAINLESS STEEL VACUUM OVEN



- ★ Made throughout in polished stainless steel.
- ★ Single action door openings.
- ★ Rectangular with shelf spacings to suit.
- ★ Double ended controls.
- ★ Electrical interlocking of air inlet and isolation valves.
- ★ Outer cover hermetically sealed.
- ★ Temperature range 0°-300°C or equivalent F.
- ★ Temperature Control: Normal $\pm 7\frac{1}{2}^{\circ}\text{C}$. Special $\pm 1^{\circ}\text{C}$.
- ★ Internal Spacing 7in. x 8in. x 18in. (Can be altered to special requirements).
- ★ Vacuum Range: To 10^{-4} .
- ★ Respective Vacuum Gauges incorporated
- ★ Automatic air inlet valve on Backing Pump.
- ★ Visual Indicators and fuses on all switches.
- ★ Flanged for fitting into Dry Box.

We design and manufacture Ovens to Customers' special requirements. Should you have any problems in this field our Technical Department is always willing to help you solve them. Vacuum Ovens with temperatures of up to 600°C are also manufactured by us on similar lines but with Sectional Heating and Water-Cooled Ends.



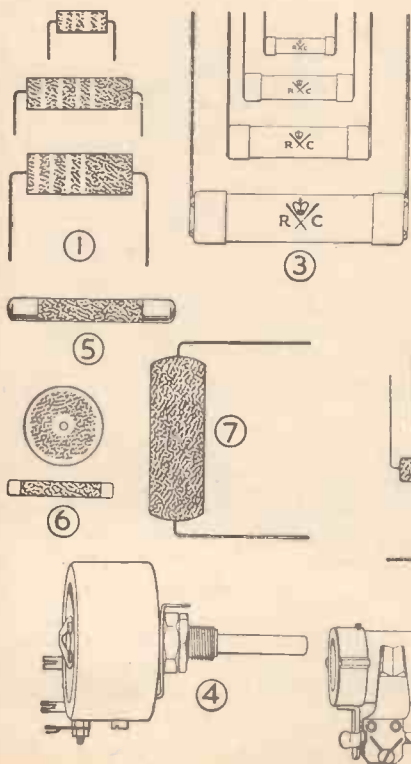
VACWELL ENGINEERING CO. LTD.

ABOVE OVEN : Ult. Vacuum Range : 10 Microns
Temperature Control : 2°C.

WILLOW LANE · MITCHAM · SURREY

PHONE: MITcham 8217
(3 lines)

A service for Designers



The possibility of a component change—due to shortage of supplies, increased costs or failure to meet specific conditions—is a problem facing every designer of electronic equipment. However, one basic component can be 'tailor-made' from the start, for LAB will supply the precise type of Resistor required, ex stock and at the right price. Write for full technical data, prototype samples and price schedules to:—

THE RADIO RESISTOR CO. LTD.,

50 ABBEY GARDENS, LONDON, N.W.8

Telephone: Maida Vale 0888

CARBON	WATTS	OHMIC RANGE	TOLERANCES \pm
1. Solid	1 & 2	10—10M	5% & 10%
2. Cracked	$\frac{1}{30}$ —20	1—500M	5% & 10%
3. * High Stability	$\frac{1}{10}$ —3	1—50M	0.5% 1% 2% 5%
4. Variable	$\frac{1}{2}$ —3	5K—2M	—
5. V. High Resistance	$\frac{1}{2}$ —3	50M—1013	5% & 10%
6. V.H.F. (Rods & Discs)	$\frac{1}{10}$ —1	10—1K	1% & 2%
WIREWOUND			
4. Rheostats	4—500	10—80K	—
9. Sliders	3—15	10—16K	—
8. Vitreous	3—500	1—150K	1% 2% 5%
7. Cemented	1—15	1—25K	5% & 10%

* The ubiquitous blue (1%) grey (2%) "HISTABS"

Do you KNOW

THAT the whole of the vast range shown under (3) can be delivered ex-stock in all preferred values.

THAT Cracked Carbon Resistors (2) are more economical in the $\pm 5\%$ range than Solid Carbon.





The EDDYSTONE 730/4

H.F. COMMUNICATIONS RECEIVER

We have concentrated for many years on the design and construction of communications receivers and it naturally follows we have acquired a wealth of knowledge, covering the theoretical, practical and operational aspects. It is significant that, over the years, our total production of communications receivers exceeds 30,000. The advantage of our specialised experience is at your service.

Your attention is drawn particularly to the model 730/4, which combines a first-class performance with robustness of construction. It is used extensively by the British Government and in professional communications systems throughout the world. The following important features apply:—

- ★ Excellent all-round technical performance.
- ★ Ease of tuning: minimum operator fatigue.
- ★ High reliability under all conditions.
- ★ Peak performance well maintained with the minimum of attention, over a long period.
- ★ Intended for 24 hours-a-day operation.
- ★ Excellent frequency stability—crystal control available where extremely high stability is required.
- ★ Robustly constructed and capable of standing up to hard usage anywhere.
- ★ CV valves in all positions.
- ★ Easy to service—spares readily available.

Please write for complete specification, price and delivery details.



Manufactured by

STRATTON & CO. LTD. BIRMINGHAM 31

DISTRIBUTORS IN ALL PARTS OF THE WORLD

**Performance
control
finish**



G.E.C.

The BRT 400 is still the best

The valves used in the "K" version of this long established and popular general purpose communications receiver are internationally standard, thus increasing its appeal to users outside the United Kingdom and to international organisations.


Other outstanding features of performance and presentation are:—

- ★ Six frequency ranges between 150kc/s and 385kc/s and 0.51Mc/s and 30Mc/s.
- ★ Only 3db change in output for 100db change in input.
- ★ Negligible oscillator frequency drift.
- ★ 9kc/s audio rejector filter (optional).
- ★ Clarity of scales on six independently edge-illuminated Perspex strips.
- ★ Operational with crystal controlled oscillator (BRT 405) on any six chosen frequencies.
- ★ Operation from mains supply or standby battery.
- ★ Table or rack mounting models.
- ★ Suitable for all climatic conditions.

For full details and quotations please write to:

Radio Department,
THE GENERAL ELECTRIC CO. LTD. OF ENGLAND
Magnet House, Kingsway, London, W.C.1.

GEC.15



McMURDO
P. T. F. C. E.
VALVE HOLDERS

B7G AND B9A

* LOW LOSS—GRADE 1.

* FULLY TROPICALISED—CLASS H 1.

* SILVER PLATED PHOSPHOR-BRONZE CONTACTS.
P.T.F.C.E. MOULDINGS HAVE SIMILAR PROPERTIES
TO P.T.F.E. BUT THEY ARE LESS COSTLY TO PRODUCE.

FULL INTER-SERVICE TYPE APPROVAL TO Z.560092 - Z.560094 - Z.560095 - Z.560134

Send for full technical details to:—

McMURDO INSTRUMENT CO. LTD., VICTORIA WORKS, ASHTEAD SURREY

Telephone: ASHTEAD 3401
MVH. 14


GERMANIUM POWER DIODES

The English Electric Valve Company announce a new addition to their range of Germanium Power Diodes. This is the VA719 which at its 35°C rating of 20 amps has a forward drop of only 0.5 volt.

These diodes are extremely efficient, mechanically robust, moisture proof, completely reliable and low in cost.

The diodes can be supplied in stacks with cooling fins, as illustrated, for almost any circuit arrangement.

The following list gives some typical examples of stacks together with maximum R.M.S. input and D.C. output figures:—



Please visit our private display of valves at the Kensington Palace Hotel. March 17th—21st inclusive.

TYPICAL RECTIFIER STACKS
(Operation at 35°C Ambient)

MAXIMUM RATINGS					
CIRCUIT	STACK TYPE NO.	RMS INPUT VOLTS	DC VOLTS	OUTPUT AMPS	LIST PRICE★
SINGLE PHASE FULL WAVE C.T. (2 Diodes)	19E2-1-1	28 + 28	25	40	£10. 0.0d
	19F2-1-1	21 + 21	18	40	£ 7.15.0d
	19G2-1-1	14 + 14	12	40	£ 5. 7.6d
SINGLE PHASE BRIDGE (4 Diodes)	19E3-1-1	56	49	40	£20. 0.0d
	19F3-1-1	42	37	40	£15.10.0d
	19G3-1-1	28	24	40	£10.15.0d
THREE PHASE HALF WAVE (3 Diodes)	19E4-1-1	Phase Line 32.4 56	37	56	£15. 0.0d
	19F4-1-1	24.3 42	28	56	£11.12.6d
	19G4-1-1	16.2 28	18	56	£ 8. 0.0d
THREE PHASE BRIDGE (6 Diodes)'	19E5-1-1	56	75	56	£30. 0.0d
	19F5-1-1	42	56	56	£23. 5.0d
	19G5-1-1	28	37	56	£16. 0.0d



This list is by no means complete—series and parallel arrangements are not included—and you are invited to ask for our quotation for your particular requirements.

★ *Special discounts are available for equipment makers and for large quantities.*

'ENGLISH ELECTRIC'

ENGLISH ELECTRIC VALVE CO. LTD.



*Chelmsford, England
Telephone: Chelmsford 3491*

Arcoelectric

SWITCHES & SIGNAL LAMPS

T.225: Miniature Slide Switch
Ideal T.V. mains switch

S.L.166: Very small low cost
mains neon indicator

T.280: Sensitive Snap Action Switch
Popular switch for tape recorders

T.626: Double pole 3-AMP switch
with tags to fit printed circuit boards



S.L.166



T.225



T.280



T.626

Samples to manufacturers

For design purposes

AT ONCE—WITHOUT CHARGE

CENTRAL AVENUE, WEST MOLESEY, SURREY. Tel.: MOLESEY 4336

ARCOLECTRIC

SWITCHES · LTD

M. R. SUPPLIES, Ltd.

Universally recognised as suppliers of UP-TO-DATE MATERIAL which does the job properly. Instant delivery. Careful packing. Satisfaction assured. Brand new goods. Prices nett.

SYNCHRONOUS ELECTRIC CLOCK MOVEMENTS—again we are able to satisfy a great demand, 200/250 volts 50 cycles. The most compact, enduring and silent running unit yet produced—right up to date. Fitted with spindles for Hours, Minutes and Seconds hands. Central hole fixing, allowing up to 1/16 in. thickness of dial. Diameter 2 1/2 in., depth behind dial only 1 in. With dust cover, 29/6 (des. 1/6). Sets of three hands to fit, in good style, for 5/7 in. dial, 2/6 set, for 8/10 in. dial, 3/6 set. **MINIATURE AMMETERS**, sealed 4-0-4 amps D.C.—charge and discharge. Dia 1 1/4 in. diameter, round flush mount, many uses include model railways, 9/6 (des. 1/1). **SUPPLY METERS (Kilowatt Hour)**, 200/250 v. 50 c. Usual 5-index dial from 1/100th unit. Brand new by best makers. Loading 5 amps L.R. Remarkable offer, 47/6 (des. 3/6).

ROTARY TRANSFORMERS, Input 12 v. D.C. Output up to 365 v. D.C., 12 watts—suitable for universal shavers from car battery, 15/- (des. 2/-).

SYNCHRONOUS INDUCTION MOTORS (G.E.C.), 220 x 240 v. 50 c. 1,500 r.p.m. Body 4 x 3 1/2 in., with 1 1/2 in. shaft proj. With capacitor, 57/6 (des. 2/6).

AIR BLOWERS, fitted B.T.H. induction motor, 220/250 v. A.C. 2,800 r.p.m. Duty 150 CFM (free air), 60 CFM at 1 1/2 in. W.G. Overall length 8 in. Dia. inlet 3 1/2 in., outlet 2 in. Efficient, quiet running units, very limited supply, 24/15/- (des. 3/6).

HIGH DUTY AIR CONDITIONING FANS (Woods, G.E.C.). The highly efficient Aeroflow Two-stage Fans, each fitted with two capacitor/induction motors, 220/250 v. 50 c. 1 ph., and two 12 in. dia. 7-bladed impellers, 2,800 r.p.m. The whole unit contained in cylindrical housing 28 in. long by 15 in. dia. Duty 1,100 C.F.M. (free air), 400 C.F.M. at 3 in. W.G. Two or more units can be banked for higher pressures. These remarkable units are listed at approx. 475 each. We have secured a very limited supply, electrically and mechanically perfect, new, which we are selling at £25 each (des. U.K. 20/- each).


MINIATURE SERIES WOUND MOTORS, 200/250 v. A.C./D.C. Approx. 1/75th H.P. at 3,000 r.p.m. Size approx. 3 in. by 3 in. by 2 in. and ideal for projector cooling fans, stirrers, etc. Open type, fitted suppressor, 25/- (des. 1/8).

MAINS RELAYS (Magnetic Devices), 230 v. A.C. coil, with 2-pole change-over 4 amp. switching. Brand new compact units, approx. 2 1/2 in. by 1 1/2 in. by 1 in. Limited supply at 22/6 each (des. 1/1).

OPERATION COUNTERS (mechanical). Brand new units, with continuous rotary action, counting up to 6,000. One rev. per digit, with 1/10th indicator, will also count motor speeds. Counting forwards and backwards—suitable for tape recorder and film work. Size 3 1/2 in. x 1 1/2 in. square. Very limited quantity, 38/6 (despatch 1/8).

EXTRACTOR FANS. Very well made units at much lower than normal price. 200/250 v. A.C. induction motor, silent running, no interference. With mounting frame and back grille, ready for easy installation. With 8 in. impeller, 200 cu. ft./min., £5/5/-, 10 in. impeller, 240 cu. ft./min., £5/12/6. Also new minor model with 6 in. impeller, 75 cu. ft./min., £4/12/6 (despatch of any one 3/-). We invite enquiries for Electric Pumps, B.P.L. Measuring Instruments, Variable Transformers—immediate delivery.

M. R. SUPPLIES, Ltd., 68 New Oxford Street, London, W.C.1
(Telephone MUSEum 2958)



EDDYSTONE COMMUNICATIONS RECEIVER

Model "840A" for A.C./D.C. Mains

The "840A" receiver is a general purpose model for professional and amateur communication purposes. It employs seven miniature valves and is capable of an excellent all-round performance. The tuning mechanism incorporates high reduction ratio gearing, bandspread being provided by an auxiliary scale.

The four tuning ranges are as follows:—

Band 1	30 Mc/s to 10.5 Mc/s	Band 3	3.8 Mc/s to 1.37 Mc/s
Band 2	10.5 Mc/s to 3.7 Mc/s	Band 4	1400 Kc/s to 490 Kc/s

The tuning dial is calibrated in frequency to an accuracy better than 0.5%. The Amateur bands are distinctly marked in blue and the shortwave broadcast bands in red, both on the basis of the International allocations made at the Atlantic City Conference. It is of interest to note that range 4 covers the 500 Kc/s (600 metres) shipping and distress band. The receiver works equally well off A.C. or D.C. mains supplies (110 and 200/250 volts) and special attention has been paid to high insulation.

CASH PRICE £55

or 12 monthly payments of £5.
Carriage paid per passenger train



The
Eddystone
Specialists

RADIO SERVICES LTD.

51, COUNTY ROAD, LIVERPOOL, 4

Telephone: AINTREE 1445. ESTAB. 1935

ANTIFERERENCE

NEW AUTOMATIC LOFT AERIALS



FOR VERTICAL OR HORIZONTAL CHANNELS

Five-element folded dipole array complete with mounting arm and bracket.

353 32'6



FOR VERTICAL CHANNELS

Band I "V" electronically coupled to 5 Band III elements; complete with mounting arm and bracket.


Independently variable directivity on both bands.

HL523 42'

Optional extra for Band III Addex FM/L 7/6.

FOR HORIZONTAL CHANNELS

HL513 42'



Three-element folded dipole array complete with mounting arm and bracket.

233 35'

THE Vantenna

The ideal "SECOND AERIAL" — enabling the Television Receiver to be used in any room.

Individually packed in an attractive display carton.

Regd. Design No. 888,501



EXPORT RANGE

A specially designed range of T.V. and F.M. aerials, incorporating many new and exclusive features, is available for overseas markets.

- ★ Horizontally or Vertically Polarized Single or Stacked Yagi Arrays.
- ★ Broad Band and all-band types for International Frequencies.
- ★ Models for 75 or 300 ohm inputs.

Supplied only through Antiference Appointed Wholesalers.


FULL COVER
including labour charges
ANTIFERERENCE
FREE AERIAL
INSURANCE
SCHEME
Whatever the damage
Whatever the cause

ANTIFERERENCE LIMITED

BICESTER ROAD, AYLESBURY, BUCKS. Tel. Aylesbury 2511 (6 lines)

WEYRAD P.50 TRANSISTOR COILS AND I.F. TRANSFORMERS

FOR 2-WAVE PORTABLE WITH PRINTED CIRCUIT AND ROD AERIAL



P50/1AC M.W. OSCILLATOR COILS. For 176pF TUNING CONDENSER PRICE **5'4d.**

P50/2CC 1st and 2nd I.F. TRANSFORMER. 470 Kc/s OPERATION. "Q"=150 PRICE **5'7d.**

P50/3CC 3rd I.F. TRANSFORMER. 470 Kc/s OPERATION. "Q"=170 PRICE **6'0d.**

RA2W L.W. and M.W. ROD AERIAL 6in. long, flying-lead connections. For 208pF TUNING CONDENSER..... PRICE**12'6d.**


LFTDI DRIVER TRANSFORMER. Split Secondary Type, fully enclosed. With 6 connecting tags PRICE**17'6d.**

PCAI PRINTED CIRCUIT PANEL, 2 3/4 x 8 1/4 in. ready drilled with component positions and references printed on rear PRICE **9'6d.**

BOOKLET OF DETAILED ASSEMBLY INSTRUCTIONS AND CIRCUIT DIAGRAMS FOR 6-TRANSISTOR LONG AND MEDIUM WAVE SUPERHET PRICE **2'0d.**

ALL IN BULK PRODUCTION—TRADE ENQUIRIES INVITED


**WEYMOUTH RADIO MFG. CO. LTD., CRESCENT STREET,
WEYMOUTH, DORSET**



TEST SETS OF QUALITY

**THE ELECTRICAL INSTRUMENT
CO. (Hillington) LTD.**
HILLINGTON GLASGOW

Are you looking for
HIGH MECHANICAL STRENGTH at LOW COST?



The illustration shows moulded TV Cabinet Backs made for United Components Ltd. and for Pye Ltd. Their strength, dimensional stability and good appearance make them vital components of the cabinet design.

FIBRE FORM is a new material based on the combination of strong cellulose fibre with synthetic resins. There are other reinforced plastics, but FIBRE FORM mouldings are not only LIGHTER and STRONGER, they are CHEAPER.

Leading manufacturers use FIBRE FORM for TV portable cabinets, portable radios, TV cabinet backs (right up to 21in. console model), radiogram backs TV tube end protectors, etc., etc.

**WE CAN IMPROVE YOUR PRODUCTS AND
REDUCE YOUR COSTS**

FIBRE FORM LIMITED

GARRATT MILLS, TREWINT STREET, LONDON, S.W.18

Tel.: Wimbledon 3946

and

LOWER GORNAL, Nr. DUDLEY, WORCS.

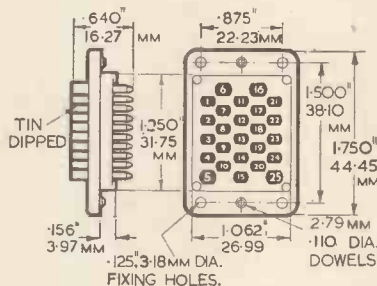
Tel.: Sedgley 3486

"BELLING-LEE" NOTES CONTACTS PLUGS and SOCKETS

3rd of a series

In the last issue we dealt with single plugs and sockets and we have a few more general notes applicable to both single and multi-plug assemblies. A resilient socket must always be closed below the diameter of the bottom limit of the appropriate pin. A pin on the top limit must not, after repeated insertions, distort a socket on either the top or bottom limit to impair its contact resistance with a pin on the bottom limit. The force required to insert a pin will be greatest at the point of entry, before the socket has accommodated itself to the pin diameter.

Now we propose to refresh our



memories regarding multi-way plugs and sockets. The difficulties in manufacture and gauging are considerable, but are generally eased by designing the component with the plugs and/or sockets floating, but the float must be controlled, so for practical purposes a locating dowel is essential, and dimensionally must be carefully related to the layout of the plugs and/or sockets, so that at no time may a pin find itself down the outside of a socket. Where the component takes the form of Unitor, i.e., a plug and socket fixed to two chassis units, the fixing hole must be very accurately dimensioned. The contact pressure between any pin and its socket need only be in the region of a few ounces, but the accumulated pressures set up in say a 24-way Unitor, with the inevitable disposition of plugs and sockets, although within manufacturing limits, may result in an extraction force in the region of a pound per pin, which in the case of a free member really calls for some mechanical aid for disconnection. This is often associated with the cover.

Every effort is taken by manufacturers to reduce these pressures consistent with the retention of low contact resistance, because if they

are too high there is great danger in the soft silver or gold plating being removed, leaving the part liable to corrosion and high resistance.

Some systems of printed circuit connectors use the actual printed board as the plug, in such cases great care must be taken that the pressures involved will not damage the deposited copper contact bars.

A number of factors come in here, e.g., is the component likely to be disconnected many thousands of times or only occasionally?

Many types of multi-way plugs and sockets provide two pins of larger diameter to carry heater currents, and there must be adequate spacing between pins, their associated sockets and the chassis for the voltages likely to be involved.


The material used as the insulant must be considered in relation to possible applications, anti-tracking, moisture resistant, high softening point, etc. Capacity or screening between certain pins, or pins and chassis may have to be considered.

The question of sealing will be dealt with generally later on in this series.

The materials from which plugs and sockets are manufactured are most important. When plugs are solid, brass is adequate, suitably protected. If sockets are turned, again brass is suitable, but care must be taken to ensure that the protective plating finish "throws" to the bottom of the socket, otherwise corrosion will commence there and spread upwards. There is an increasing tendency to favour sockets pressed from beryllium copper suitably treated, this can be hard and springy, and consideration must be given to the presence of burrs which can quickly remove protective surfaces in the plug. Leads will have to be soldered to the back end of both plugs and sockets, and it is good practise to present these suitably finished so that they will easily accept solder. When a bucket spill is provided, this should be tin dipped or silver plated to the bottom of the bucket, so that the conductor will "wet" with solder all the way. Spills left silver plated may be further protected by petroleum jelly dip. With pressed sockets, care must be taken to prevent solder from running, and damaging the contact surfaces.

In the next issue we will deal with coaxial plugs and sockets.

Advertisement of
BELLING & LEE LTD.
Great Cambridge Rd., Enfield, Middx.
Written 11th January, 1959



"BELLING-LEE"

L.1409 Lead-through Flexible Terminal Block

Where electrical connections begin and electronic wiring ends, there has been a "no man's land" of improvisation. The new "Belling-Lee" lead-through flexible terminal block provides a solder spill termination at the back of a panel for the electronic technician and a screw terminal for the electrical wireman.

For process control units, counter devices, amplifiers and a wide range of other uses, from laboratory to production and factory maintenance, this new component outmodes anything so far offered for termination where fine wiring ends and coarser wiring starts.

It is a 12-way block, flexible, to fit uneven surfaces or shaped contours and is unbreakable. It can be sub-divided with a knife. Screw terminals are secured against accidental withdrawal and loss, even when upside down, and are vibration resistant.

Conservatively rated at 2 amperes, 250v. A.C. (350v. D.C.) terminals are voltage proof at 2000v. between adjacent terminals and chassis. Breakdown voltage is 3500v. and 3000v. D.C. (min.) between terminals and chassis. Permissible voltage based on creepage distance (B.S.415) between terminals 1135v. peak; between terminals and chassis 320v. peak. Capacitance 0.4 pF between adjacent ways and 0.7 pF to chassis. The material is tracking resistant.

See also p. 101.

Most "Belling-Lee" products are covered by patents or registered designs, or applications therefor.


BELLING & LEE LTD
GREAT CAMBRIDGE ROAD, ENFIELD, MIDDX., ENGLAND
Telephone: Enfield 3322 • Telegrams: Radiobel, Enfield

DP4

MICROPHONE

The new Grampian high output pressure type dynamic Microphone has a uniform, wide range, frequency response which extends from 50 c/s to 15,000 c/s. Designed to fulfil the needs of Public Address, Wire, Tape and Disc Recording, Call Systems, and communication equipment, this lightweight Microphone can be used close to the lips without undue frequency emphasis.

Low, medium or high impedance models are available together with a complete range of stand adaptors, stands, swivel holders, and switch assemblies. Pack consists of Microphone (low impedance) with lead and plug, holder and swivel, adaptor and base. Weight complete in box, 2lb. 9 oz. (1.16 kilo). Size 10½ × 5 × 2½ in.



Output levels:
 25 ohms—86 db below 1 volt/dyne/cm.²
 600 ohms—70 db below 1 volt/dyne/cm.²
 50,000 ohms—52 db below 1 volt/dyne/cm.²


Weight of Hand Microphone 7¼ oz.
 Length of Hand Microphone 8½ in.
 Diameter overall 1 1/8 in.



REPRODUCERS LIMITED

17 HANWORTH TRADING ESTATE, FELTHAM, MIDDX
 Tel.: Feltham 2657/8 Cables: Reamp Feltham

RELAYS TO SPECIFICATION



POST OFFICE TYPE 3,000 and 600 RELAYS

Specialists in tropical and Services jungle finish. Guaranteed to full A.I.D. and I.E.M.E. standards. Prompt Deliveries. Prototypes within 24 hours. Post Office approved. All relays guaranteed made in our own works. P.T.F.E. insulation now available.

SIMMONDS

Manufacturers to H.M. Government Departments and leading Contractors
 L. E. SIMMONDS LIMITED, 5 BYRON ROAD, HARROW, MIDDX.
 TELEPHONE: HARROW 7797/9 TELEGRAMS: SIMRELAY HARROW

TRANSFORMERS

for every requirement



Electronics
 Transmitters
 Radar
 Test equipment
 M.V. discharge tubes
 R.F. heating
 L.V. heating

Range 1 volt—35 K.V. 1 M/A.—1,000 amps
 STANDARD OR TROPICAL FINISH


We are on Admiralty and Ministry of Supply lists and A.I.D. approved

Enquiries to:

STEWART TRANSFORMERS Ltd.

75 KILBURN LANE, LONDON, W.10 · LADbroke 2296/7

No. 2 OF A SERIES OF FAMOUS BRIDGES



THE VICTORIA FALLS BRIDGE


The construction of this famous railway bridge, situated immediately below the Victoria Falls, started in April 1904 and finished in July 1905. The bridge has a span of 500 feet and total length of 650 feet and its height above the River Zambezi rises to about 400 feet.

THIS BRIDGE IS ESSENTIAL TO THE DEVELOPMENT OF AFRICA. THESE B.P.L. BRIDGES ARE ESSENTIAL TO YOUR DEVELOPMENT PROGRAMME

ELECTROLYTIC CAPACITANCE BRIDGE

Model CB 154D

Capacitance range: 0.1 mFds. to 11,000 mFds (scale length 140 cms.)
 Power factor range: 0.4% to 75% (scale length 28 cms.)
 Bridge voltage: 0.6V. r.m.s. 50 c/s.
 Polarising voltage: 0-8V. D.C. to 0-800V. D.C. in 5 ranges.
 Leakage current: 0-50 microamps to 0-50 mA. in 4 ranges.



NEW HIGH K CERAMIC CAPACITANCE BRIDGE

Model CB 171

Capacitance range: 100 pF. to 100,000 pF.
 Accuracy: $\pm 3\%$.
 Power factor range: 0.2 to 10%.
 Bridge frequency: 100 kc/s.
 Bridge volts: 5V. r.m.s.
 Polarising voltage: 0 to $\pm 600V$. D.C. in 3 ranges.
 Supplied with sample holder for extreme temperature tests.



British Physical Laboratories

RADLETT · HERTFORDSHIRE · ENGLAND

TEL. RADLETT 4844

WE HAVE BEEN APPOINTED

SOLE LONDON DISTRIBUTORS OF

ELCOM
MINIATURE
MULTI-WAY
PLUGS and SOCKETS



2, 4, 6, 8, 12, 18, 24 and 33 WAY
(Trade Discounts for Quantities)

STOCKISTS OF



HIGH-FIDELITY SYSTEMS

FULL RANGE ON DEMONSTRATION OF
"MOZART", "PROCTOR", "PROVOST"
AMPLIFIERS, F.M. TUNERS, SPEAKERS.

"Q-MAX" CHASSIS CUTTERS

The easiest and quickest way of cutting holes in SHEET METAL.

	each
1/2" or 3/8"	(a) 12/9
3/4" or 7/8"	(a) 13/9
1", 1 1/4" or 1 1/2"	(b) 16/-
1 3/4" or 1 7/8"	(b) 18/-
1 3/4"	(b) 20/6
2"	(c) 30/-
2 3/32"	(c) 33/6
2 1/2"	(c) 38/6
1" square	(b) 29/-



Patent No. 619178 and Patents Pending.

KEYS

(a)—1/-; (b)—1/6; (c)—2/3.

40-Page FULLY ILLUSTRATED CATALOGUE of Electronic and Hi-Fi Stereo and Monaural Equipment 6d. POST FREE.

BERRY'S
RADIO

25 HIGH HOLBORN, LONDON, W.C.1

Telephone: HOLborn 6231-2
(OPPOSITE CHANCERY LANE)



Quartz Crystals of any shape and size cut and ground precisely to specification and coated, if required, with Gold, Silver or Aluminium, etc.

BROOKES CRYSTALS LTD

Suppliers to Ministry of Supply, Home Office, B.B.C., etc.
LASSELL STREET, GREENWICH, S.E.10.
Phone Greenwich 1828/4482.


Grams: Xtals. Green, London,

Cables: Xtals, London

Is this the answer?

P.O. Type 3000

The most versatile relay available today.
coils up to 120,000Ω
Spring Set Insulation up to 5KV



Are you aware of the variety of contact build-ups we can assemble? Your problem may not be as bad as it seems if you take advantage of our wide experience in the unlimited uses of this adaptable product.

- Quotation by return.
- Prototypes within 48 hours.
- Good delivery guaranteed.

Consult the Specialists!

- Also Type 600
- Polarised
- A.C. Relays
- High Speed
- Uniselectors
- Key Switches
- Latching Relays
- Magnetic Counters
- Miniature Sealed Relays

Jack Davis (Relays) Ltd.

(DEPT.W) TUDOR PLACE, LONDON, W.1
TELEPHONES: MUSEUM 7960. LANGHAM 4821

Marconi

VACUUM TUBE VOLTMETER TF 1041B

For unprecedented performance and versatility

Marconi Instruments, renowned for more than 20 years as designers and manufacturers of electronic measuring equipment, provide a balanced and comprehensive range of instruments to answer the widest variety of voltage measuring problems. The TF 1041B is the latest addition to this range — a versatile, precision voltmeter offering an unprecedented performance in the measurement of a.c. voltage, d.c. voltage, and resistance.

For a.c. measurement the frequency range extends from 20 c/s to 1,500 Mc/s and the voltage range from 25 mV to 300 volts; input capacitance is only 1.5 μ F and input resistance is 0.5 M Ω at 10 Mc/s.

The d.c. measurement range is 10 mV to 1,000 volts and input impedance is 100 M Ω ; the meter can be switched to give forward deflection for positive or negative voltages, or to allow centre-zero measurements.

Resistances can be measured from 0.02 Ω to 500 M Ω .

Optional accessories include multipliers for up to 2 kV a.c. and 20 kV d.c., a T-connector for measurements on coaxial lines, and a wide-band coaxial dummy load. Send for leaflet G 145.



**MARCONI
INSTRUMENTS**

AM & FM SIGNAL GENERATORS • AUDIO & VIDEO OSCILLATORS
FREQUENCY METERS • VOLTMETERS • POWER METERS
DISTORTION METERS • FIELD STRENGTH METERS
TRANSMISSION MONITORS • DEVIATION METERS
OSCILLOSCOPES, SPECTRUM & RESPONSE ANALYSERS
Q METERS & BRIDGES

Please address enquiries to MARCONI INSTRUMENTS LTD. at your nearest office:

London and the South:
Marconi House, Strand, London, W.C.2
Telephone: COVent Garden 1234

Midlands:
Marconi House, 24 The Parade, Leamington Spa
Telephone: 1408

North:
23/25 Station Square, Harrogate
Telephone: 67455

Export Department: Marconi Instruments Ltd., St. Albans, Herts. Telephone: St. Albans: 56161

LONDON'S 5-STAR HI-FI STOCKISTS

present their own exclusive

“MASTERLINK M2.A”

THE FINEST PRE-AMP UNIT EVER MADE FOR TAPE-RECORDING

As specialist distributors of High Fidelity equipment for tape, disc and radio, we found a great need for a tape pre-amp of exceptional quality and adaptability and accordingly designed and produced our now widely-accepted “Masterlink” Unit. Model M2A meets practically every requirement of the recording enthusiast anxious to build up his own high quality installation, and is supplied complete with separate power pack. Provision is made for D.C. Solenoid supply, speed equalisation, signal and bias metering, oscillator cut-out, etc. Response attainable ± 2 db from 30 to 15,000 c/s. A leaflet is available which we will gladly send on request. Please mention “Wireless World.”

Do you know

that we carry very large stocks of equipment for all high-fidelity, tape and stereo requirements as well as components and accessories of every kind. We specialise in sending goods to all parts of the world. Carriage charged at cost.



Complete with Power Pack (for A.C. mains operation 200/250 volts), wiring details and operating instructions.

27 GNS

Postage and Packing 4/-

- ★ Playback adjustable to C.C.I.R. characteristic
- ★ Recordings may be made direct or from your existing amplifier equipment
- ★ May be used with decks incorporating head-switching such as Wearite, Reflectograph, Brenell, Collaro, etc.
- ★ Complete with separate power pack
- ★ Guaranteed

TELE-RADIO (1943) LTD. 189 EDGWARE ROAD, LONDON, W.2

Few minutes from Marble Arch • Our only address • Open all day Saturday (1.0 p.m. Thurs.) • Phone: PADdington 4455-6

HI-FI EQUIPMENT

(CABINETS See page 175)

STEREO RADIO CHASSIS
AM/FM Stereo Radio on one chassis (as illustrated) 8 valve and 2 separate 4-watt outputs, with individual volume control 27 gns.



STEREO AMPLIFIERS
Dulci SP44 Stereo power amplifier, two 4-watt outputs 12 gns. Control units available for above Dulci “Stereo 2” 9 gns. Empress Two 4-watt amplifier £8 0 0


Dulci Stereo ‘8’ 22 gns.

RADIO CHASSIS
Empress 9-valve de luxe AM/FM with two speakers 26 gns.
Empress 6-valve AM/FM with 10in. speaker 22 gns.
Empress FM Tuner (with magic eye) 14 gns.
Empress 5-valve AM £14 3 6
Armstrong PB 409 9-valve AM/FM 6-watt push-pull 28 gns.
AF 105 10-valve AM/FM 10-watt push-pull £37 0 0
Jubilee 9-valve AM/FM push-pull 29 gns.

DULCI
H.3 AM/FM 3 wavebands £20 17 0
H.4 AM/FM 4 wavebands £24 6 6
H.4.PP AM/FM push-pull 4 waveband £29 3 10
Full Dulci range in stock.

AUTOCHANGERS
“BSR” UAB (as illustrated) is the latest 4-speed Autochanger fitted with Ful-Fi turnover cartridge, £6/19/6. Stereo cartridge also available, £3/9/3.

COLLARO CON QUEST £7/19/6.
Full range of Garrard equipment in stock.



Write for details of these and other equipment all available on easy terms.

LEWIS RADIO

120 (Dept. WW39), Green Lanes, Palmers Green, N.13 (Nr. The Cock Tavern) Tel.: Bowes Park 1155/6

LOUDSPEAKERS

5th EDITION
OCTOBER 1958

by G. A. BRIGGS

assisted by R. E. COOKE, B.Sc. (Eng)

PRICE 19/6 (20/9 Post Free)

LETTERS FROM
NEWCASTLE, STAFFS

7.12.58
“I received Mr. Briggs ‘Loudspeakers’ (5th edition) yesterday. It is a veritable feast
Thanks, “ W.G.W.

14.12.58
“Your book on Loudspeakers has been received and is proving to be of great instructional value. I presume that it is also subject to Entertainment Tax!”
Dr. D.J.M.



Other Books by G. A. Briggs still available
SOUND REPRODUCTION, 17/6 (18/6 Post Free)
Pianos, Pianists & Sonics, 10/6 (11/6 Post Free)

Wharfedale

WIRELESS WORKS LTD
IDLE BRADFORD YORKS

Telephone Idle 1235/6
Grams: ‘Wharfedel’
Idle Bradford

Vibration Measurement

50 micro - inches to 0.5 inch

- Non-Contacting Probes
- No Resetting Problems
- Linear Scale



VIBRATION METER TYPE B731A

Probe cable length is unimportant and vibration measurement independent of probe-to-structure spacing. Frequency coverage is 1 c/s - 10 kc/s and the accuracy is unaffected by magnetic fields. Eccentricity and vibration of rotating machinery can be measured simultaneously and facilities are provided for connexion of recording, alarm, or servo-control systems.

For further information write or telephone

SPECIFICATION

Mains operated, 110/230v, 40-60 c/s.

RANGES: 0-0.001 in (Probe A)
0-0.01 in (Probe C)
0-0.1 in (Probe E)
0-0.5 in (Probe F)

Facility is included on the vibration channel to increase the meter sensitivity by a factor of 5.

ACCURACY: 2 per cent of full-scale deflection at 1 kc/s. Better than 5 per cent at 5 c/s and 10 kc/s.

DISCRIMINATION: Better than 0.5 per cent.



WAYNE KERR

YOU are invited to send for our new illustrated Catalogue, Supplement and Bargain List giving details of these and many other Monaural and Stereo lines.

"SYMPHONY" COMPLETE STEREOGRAPHIC AMPLIFIER



Possesses all the features and tone controls of our single No. 1 Symphony Amplifier but gives 5 +5 watts at superb quality. Has facilities for single monaural and dual monaural from disc, radio and tape together with stereo disc. No additional pre-amps. or power required. *Manufacturer's price 19 gns.*

"SYMPHONY" SWITCHED F.M. TUNER KIT



Ideal for adding very high quality radio. Light, Home and Third at the turn of a switch. Automatic frequency control eliminates "drift". *Manufacturer's price only 9½ gns. Ready built 15 gns.*

No. 1 "SYMPHONY" FM TUNER, Mark II



This Tuner is based on the latest type of permeability-tuned coil assembly of advanced design, housed in a die-cast protective anti-radiation shroud. The efficiency of the general circuit ensures extreme sensitivity and a very high music/noise ratio. *£15/8/0.*

"SYMPHONY" DE-LUXE TAPE RECORDERS

Very high quality reproduction. Two-speed, twin track taking up to 7in. reels. Fast wind and rewind. Very low motor noise. Instant temporary stop/start. Inputs for Microphone, Radio and Gramophone. Outputs for internal speaker, external speaker, and external amplifier. Handsome cabinet 20in. wide x 14in. high x 14in. deep. Available in Standard, Medium Walnut, Light Oak or Mahogany. High-grade elliptical speaker. *Portable or Table Model 54 gns.*

"SYMPHONY" INFINITE BAFFLE CABINET.

Provides fantastic quality reproduction yet measures only 23½ x 11 x 10½in. *Price (in the white) £5/10/- each.* Two are very suitable for stereo or dual-monaural. *Recommended speaker Wharfedale Super 8/FS/JAL at 7 gns.*




The **GOLDRING** latest model GL58 Transcription Unit. Fitted with Ronette Stereophonic Monaural pickup cartridge and diamond stylus (essential for stereo). *Price £29/3/10.*

Wonderful new **DEFERRED TERMS** Minimum deposit as low as one-ninth if required. Balance over 8 to 12 months.

NORTHERN RADIO SERVICES

11 Kings College Road, Adelaide Road, London, N.W.3. Tel: PRImrose 3314
Business Hours: 9 a.m. — 6 p.m. Monday to Saturday.



Chapman S5E/FM

This high quality De Luxe AM/FM Tuner is specially recommended to the discriminating listener. Combining superb FM quality with extreme AM sensitivity, good World Wide coverage is assured.

S5E/FM. Medium and 3 Short wavebands plus FM, with an RF stage on all AM bands and variable selectivity. Cathode Ray tuning indicator.

32½ gns. or 36½ gns. self-powered, including P.T.

S5/FM. As above, but Long, Medium and Short wavebands plus FM.

Full specifications available from

Your Hi-Fi Dealer or

C. T. CHAPMAN (Reproducers) LTD.
CHAPEL LANE, HIGH WYCOMBE, BUCKS.
Telephone: High Wycombe 2474

All good 'Labs' use
Radiospares

quality components
for design
development and
prototype work



Service Engineers!

Remember-

Radiospares components are delivered absolutely "by return"

ADVANCE YOUR CAREER through a SHORT SERVICE COMMISSION*

Have you recently qualified—or hope to do so soon? Then a R.A.F. Short Service Commission can bring you greater all-round technical and executive experience than almost any civilian appointment.

With ever-growing aircraft, missile, electronic and nuclear developments, a Technical Officer in the Royal Air Force today has almost unlimited scope. The work is interesting, responsible and, above all, *varied*.

2 SCHEMES OF ENTRY

**For men with
engineering qualifications
(especially electrical)**


Commissions are for 3 to 6 years. Minimum requirements are a Higher National Certificate in Electrical or Mechanical Engineering and G.C.E., or equivalent, in English Language at 'O' level. By joining at 21, you could be earning over £1,250 (including full allowances) by 27, if married. The upper age limit for entry is under 37.

**For men under 21
without
technical qualifications**

Commissions are for 5 to 8 years. Minimum requirements: G.C.E., or equivalent, with passes in English Language and four other subjects, which must include Pure and Applied Mathematics and Physics at 'A' level. Join at 20 and, by 26, you could be earning, if married, over £1,100 a year (including full allowances).

WITH BOTH SCHEMES you must, of course, be physically fit. They also offer the possibility of extending a Short Service Commission or converting to a Permanent Commission, leading to higher ranks; and if you return to industry, there are special facilities to help you obtain a post in line with your age and added experience.

This is a fine way to help your future career, gain executive experience, see something of the world—and be well-paid while you are doing it! Write *now* for full details to Air Ministry (W.D.213), Adastral House, London W.C.1.



THE ROYAL AIR FORCE



* IF YOU ARE A GRADUATE with a Science or Engineering degree, and under 30, you can apply for a R.A.F. Permanent Commission straight away. Write for details of the fine career prospects and pay offered.

An Important Announcement!

Due to the continually increasing popularity of the "Simplex" range of Record/Playback and Erase Heads throughout the world, it has been necessary for us to take steps to meet the ever rising demand for our products.

The popularity of these Heads is undoubtedly due to their excellent frequency response, their extreme adaptability, due to their unique construction which enables them to be produced in a wide range of impedances to meet all possible requirements, and their competitive price.

To meet this situation, the Sales Office is now being moved to new premises attached to the Works, which will result in the closest possible co-operation between the Sales and Production Departments, and enable us to give our customers even better service than before.

All enquiries should in future be addressed to:—

BRADMATIC PRODUCTIONS LIMITED,

**124/126, Albert Road,
Handsworth, Birmingham, 21**

Telephone No.: NORthern 8091.

AC FROM ANY DC SUPPLY WITH



DC/AC CONVERTERS

- ★ *Tape Recorders*
- ★ *Latest Radiograms*
- ★ *FM/AM Radios*
- ★ *Record Players*
- ★ *Television*
- ★ *Electronic Devices*
- ★ *Electric Shavers*


- ★ Recording outdoor events
- ★ Operates from car battery
- ★ AC mains performance from caravan battery supply
- ★ Operates the latest Hi-Fi sound reproducing equipment from DC Mains or Ships' DC supply



VALRADIO LIMITED

(DEPT. WW/C) B.TOWELLS LANE · FELTHAM MIDDLESEX
TELEPHONE: 4242 & 1837

It's NEW— it's miniature



CHANNEL

TYPE 40 TRANSISTORISED SIGNAL GENERATOR

NET PRICE **£5.15.0** POST PAID

BATTERY 2/6 EXTRA • CASH WITH ORDER OR C.O.D.

- ★ **TRADE AND EXPORT ENQUIRIES INVITED** ★
- ★ Small enough to fit in your pocket—only 4½" x 3½".
- ★ Frequencies up to 20 Mc/s on fundamentals.
- ★ R.F. and audio outputs, attenuated.
- ★ Full standard specification.
- ★ Light weight—low consumption.

Write for descriptive leaflet, or order today from—

CHANNEL ELECTRONIC INDUSTRIES LTD.
INSTRUMENTS DIVISION

DUNSTAN ROAD · BURNHAM-ON-SEA · SOMERSET · Phone 3167

Independent sideband receiver type GFR.552

... developed to British Post Office specification and used on their international circuits.

This equipment is designed for operation on long distance, point-to-point short wave radio links forming part of the international trunk network. Special features of the GFR.552 include a high order of oscillator stability and freedom from cross-modulation through which cross-talk between channels or intermodulation between wanted and unwanted signals might occur.

Frequency range — 4 to 30 Mc/s.

Noise Factor — better than 8dB over the band.

A.F.C.— Motor driven with exceptionally high retuning speed and low residual mistuning.

Cross-talk attenuation between channels is greater than 45dB for modulation frequencies above 200 c/s.

Output — Variable up to +14dB relative to 1mW into 600 ohms.



A PRODUCT OF
MULLARD EQUIPMENT LIMITED
A COMPANY OF THE MULLARD GROUP

Mullard House • Torrington Place
London, W.C.1
Tel: Langham 6633

NEW-Taylormeter 100A

Model

**SUPER-SENSITIVE!! UNIQUE!!
WORLD'S FOREMOST!!**

100,000 o.p.v.

OUTSTANDING FEATURES:

Sensitivity 100,000 o.p.v. D.C., 5,000 o.p.v. A.C.
Current readings from 0.2 microamps—10 amps. D.C.
 (10 μ A, 15 μ A, 250 μ A, 1mA, 100 mA, 1 Amp, 10 Amps.)
D.C. Volt readings from 10mV—2,500V (25kV by probe)
 (0.5, 2.5, 10, 25, 100, 250, 1,000, 2,500)
A.C. Volt readings from 0—2,500 V.
 (10, 25, 100, 250, 1,000, 2,500)
Ohms from 0—200 megohms in 4 ranges (self-contained).
5 Decibel Ranges.
5 Output Ranges. Many other advantages.
Accuracy 2% D.C. 3% A.C. 5% Ohms.
5in. Mirror Scale meter.
Automatic Mechanical Cut-out effective on all ranges.
Reverse Polarity facility.
Robust and suitable for everyday use.

LIST PRICE

£31.10.0

HIRE PURCHASE OR CREDIT
SALE TERMS AVAILABLE

Write for full details

TAYLOR ELECTRICAL INSTRUMENTS LTD.

MONTROSE AVENUE

SLOUGH

BUCKS.

Telephone - Slough 21381



NOW AVAILABLE! New edition of **VALVE MANUAL FOR TAYLOR TESTERS**
Gives over 5000 settings and characteristics Price 7/6 post free

Taylor

BJ

ACOUSTICALLY SOUND REPRODUCERS

The TOP 'C' TWEETER

Original sound sources produce wide angle radiation. The new BJ Top 'C' Tweeter not only exactly reproduces the sound—but the sound spread as well. Designed to stand on all speaker cabinets, it is complete with BJ High Efficiency unit, crossover and balance control. Beautifully finished in selected veneers.

Price only 5 gns. inc. tax.



BJ 'SONETTA'

To plan stereo, one Sonetta is the first purchase. Two cost only 33 gns. and each contain two loudspeakers giving a smooth response from 35-18,000 c/s. Complete with crossover and balance control. Ideal for all high fidelity equipment.

Price only 16½ gns. inc. tax

When ordering your pickup, remember to ask for a BJ TANGENT ARM.

Send for all details.



**BURNE-JONES & CO. LTD. · 18 BRUNSWICK ROAD
SUTTON · SURREY**



The FANE 12" H.D. LOUDSPEAKER UNIT

TECHNICAL SPECIFICATION

Diameter over lugs	12½ in.
Overall depth	6½ in.
Power handling	20 watts R.M.S.
Voice coil diameter	2 in.
Flux density	12,000 gauss
Total flux	160,000 lines
Main resonance	30/35 c.p.s.
Frequency response	25-5,000 c.p.s.
Input impedance	15 ohms

MODEL No. 121

This 12in. unit is fitted with a curvilinear cone, foam plastic surround and an extra long voice coil winding which permits large amplitude movements without introduction of harmonic distortion. It is recommended for use as a single speaker or any heavy duty requirement such as public address or home cinema or as the bass unit in a multi-speaker system. Suitable for use in all types of reflex enclosure, horn loading or open baffle mounting. Price £9.

MODEL No. 121A

As above but with aluminium wire voice coil giving improved transient response and useful range extended up to 10,000 c.p.s. Price 9 Gns.

(Carriage paid in UK)

Further details available from the makers


FANE acoustics
LIMITED

BATLEY ● YORKSHIRE

THE NEW 'FLATPOT' POTENTIOMETER



This most recent addition to the comprehensive range of Painton potentiometers provides the electronic industry with a robust subminiature component that has been developed primarily for use with printed circuits, although its general design makes it eminently suitable for a wide range of applications; it is particularly useful where conditions of vibration pose problems for the design engineer. Its unusual 'linear' construction simplifies mounting and stacking where chassis space is at a premium.



The potentiometer winding, slider and drive are totally enclosed by a nylon filled plastic housing.

The slider is driven by a lead screw, whose head projects from the housing, permitting fine adjustment and resulting in stable settings.

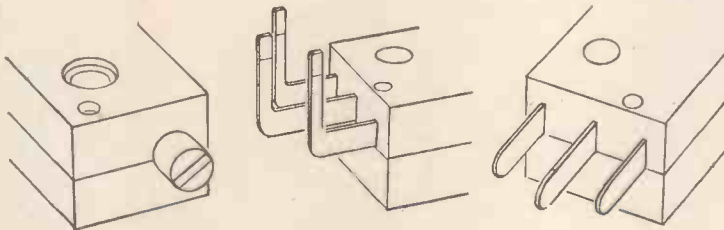
The unique construction ensures rigidity and strength and minimises the likelihood of oxidation of the contact surfaces.

Damage to the mechanism by overwinding is obviated by a slipping nut device.

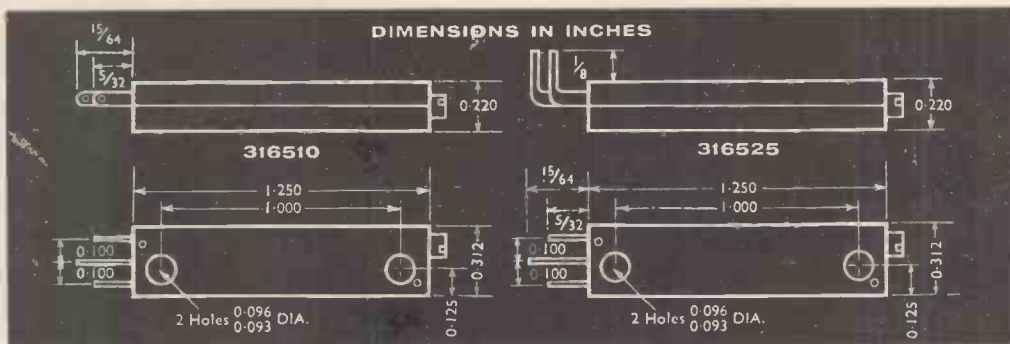
Straight or 90° terminals are available.

Gaps between terminals and distance between the two locating holes conform to the 0.1 inch module common in printed circuit boards.

- Range:** 10 Ω to 10K Ω
- Tolerance:** 10%
- Power Rating:** 1 watt at 20°C ambient
- No. of turns from zero to maximum resistance:** 25
- Insulation Resistance:** In Excess of 1000M Ω
- Weight:** 0.1 oz. (approx.)



Write for technical leaflet



Painton & Co. Ltd.
 KINGSTHORPE NORTHAMPTON
 Tel: 32354/7 Telegrams: 'Cell, Northampton'

**Accurate information
on over 3,000 short,
medium and long wave
transmitters**

GUIDE TO BROADCASTING STATIONS 1958-59

Compiled by "Wireless World."

The revision of GUIDE TO BROADCASTING STATIONS is an essential, if formidable, task and many hundreds of additions and amendments have been made in preparing this edition. European medium- and long-wave transmitters are listed both geographically and in order of frequency; those not operating on frequencies allocated to them at the Copenhagen International Conference of 1948 are italicised.

Operating characteristics for well over 2,000 short-wave stations of the world are tabulated in order of frequency and also geographically. Frequencies of v.h.f. sound broadcasting and television stations in Great Britain are also listed. The information has been checked against measurements made at the BBC Receiving Station at Tatsfield.

2s. 6d. net. By post 2s. 11d.

from leading booksellers

Published for "Wireless World" by

ILIFFE & SONS LIMITED . DORSET HOUSE . STAMFORD STREET . LONDON . S.E.1

**also published for
"Wireless World"**

LOW-COST HIGH-QUALITY AMPLIFIERS

By P. J. Baxendall, B.Sc., (ENG).

Design for a 5-watt amplifier suitable for domestic high-quality sound reproduction, with alternative simple and advanced designs for a complementary pre-amplifier. Reprinted from "Wireless World."
3s. 6d. net, by post 4s.

PORTABLE TRANSISTOR RECEIVER

By S. W. Amos, B.Sc. (HONS.) A.M.I.E.E.

Describes a self-contained, sensitive, medium- and long-wave superheterodyne receiver using transistors in all stages. It employs a total of seven junction transistors, three of which are the latest r.f. type. A push-pull output stage delivers over 300 mW. to the loud speaker. A 4.5-volt or 6-volt dry battery provides 150 listening hours. 2s. 6d. net, by post 2s. 10d.

LONG-WAVE & MEDIUM-WAVE PROPAGATION

By H. F. Farrow, GRAD. I.E.E.

Based on a series of lectures given by the author at the BBC Engineering Training Department to students specialising in the operation and maintenance of transmitting stations. The main features of propagation at low and medium frequencies, 30-3,000 kc/s, and in particular the broadcasting bands 150-285 kc/s. and 525-1,605 kc/s are explained. Subjects covered include aerials, ground and sky-waves, recovery effects, mixed path propagation, ionospheric reflection, and low-power installations. 4s. 6d. net, by post 4s. 10d.



Details on request.
Patents Pending


LIST **21**
GNS.

The Motek deck has interstellar grace. Its Star features form a brilliant constellation which is bound to attract. Motek is five stars high. Stellations: Push Button Operation, Counter, Safety Erase Button, Pause Control, Three Speeds.

KEEP YOUR TAPES ON MOTEK

**MODERN
TECHNIQUES**

Wedmore Street, London, N.19. Tel: ARCHway 3114.



Sole Agents Abroad
K. G. Khosla & Co.,
(Private Limited)
1, Deshbandhu Gupta
Road, New Delhi-1,
India.

Etablts Octave Honart
14, Quai de l'Industrie,
Sclassin-lez-Liege.

R. H. Cunningham
P.T.Y. Ltd., 2-8 Brom-
ham Place, Richmond,
E.I. Australia.

Heftye & Frogg, Oslo,
Norway, Storgaten, 15.

MODEL "q"

AUTOMATIC COIL WINDING MACHINES

AND HAND WINDING MACHINES

Machines supplied complete with stand
motor and Two-speed Friction Clutch

ETA TOOL CO

(LEICESTER) LTD.

29a WELFORD ROAD, LEICESTER

Phone:—5386

Telcon Metals and the Comet 4

We are proud to be associated with the De Havilland Aircraft Co. Ltd. in the production of the Comet 4. Telcon supplied Mumetal and HCR Magnetic Alloys for use in the Autopilot Equipment (supplied by Smith's Aviation Division) and the LKB 400 and LKF B7/3 Control Units (made by the British Thomson-Houston Co. Ltd.)



We are manufacturers of super pure basic metals and alloys for the instrument, electronic and aircraft industries. Our range includes:

SOFT MAGNETIC ALLOYS

Mumetal	High permeability
Supermumetal	Nickel Iron Alloys for cores and laminations.
Radiometal	
Special Radiometal	
Rhometal	
Supermendur	High permeability
Permendur	Cobalt-Vanadium Iron Alloys with high saturation for light-weight generators and vibration test gear.
HCR Alloy	Rectangular hysteresis Loop Nickel-Iron Alloy for magnetic amplifiers and reactors!
H.S. Alloy	High-speed switching alloy for computers and magnetic amplifiers.

DUCTILE HARD MAGNETIC ALLOY

Vicalloy	Permanent magnet alloy (Cobalt-Iron-Vanadium) of ductile and machinable quality.
Beryllium Copper	to Specification DTD 900 (CuBe 250). High tensile strength and fatigue resistance.
Thermostatic Bimetals	Various grades for instrument protection, and compensation—overload protection of motors, synchros and similar electrical devices.

Most alloys are available as strip, rod, bar or wire, and enquiries are invited for ultra-thin magnetic materials for high frequency applications. A.I.D., A.E.B., and Admiralty approved.



TELCON METALS

THE TELEGRAPH CONSTRUCTION & MAINTENANCE COMPANY LTD

Enquiries to: Metals Division, Telcon Works, Manor Royal, Crawley, Sussex Crawley 1560
Head Office: Mercury House, Theobalds Road, London WC1 Holborn 8711



McMURDO

Potted Pakonecators

18 WAY

- ★ No cover and cable clamp worries. We connect your cable to plug or socket and pot the assembly in polythene.
- ★ 18 connections in less than 1 inch diameter.
- ★ Standard B9A valveholder mounting.
- ★ Nylon loaded P.F. mouldings.
- ★ Cadmium plated or gold plated pins and contacts.

Send for full details to:—

THE McMURDO INSTRUMENT CO. LTD., ASHTEAD, SURREY. Tel: ASHTEAD 3401
MPC19

Ready for use in 6 secs.



SEE WHERE YOU SOLDER

SOLDERING GUN

PRIMAX with Built-in Spotlights

Model 100 **99/6**

Saves Pounds in Time—See What You Solder
Available 110V, 200/220V, 220/250V. Only weighs 34 oz. Practically indestructible. Thousands of satisfied users.

PRIMAX Soldering Gun (Model 60)
Saves Pounds in Time Similar to above but without Spotlights
Ready for soldering in 6 seconds All Voltages **PRICE 74/6**

PRIMAX Special Model 50
for use off car batteries 6v; 12v; 24 volts **PRICE 74/6**

ONE YEAR'S GUARANTEE (except Bit and lamps)


Sole Distributors:
S. KEMPNER LTD. 29 PADDINGTON STREET, LONDON W.1. Phone: BUNter 0758
Dept. WW. Foreign Made

RELAYS

NOW!
A CUSTOMER
PROVED 12
Change-over
Magnetic
RELAY
as being
used in
current
production.
Not on ex-
perimental rela-
*.

Enormous range
of P.O. 3,000
Type Relays.
CONTACTS:
300 mA to 8 amp.
COILS:
Up to 100,000Ω.

P.O. 600 and High-Speed Type Relays.
Built to Specification.



PROMPT DELIVERY

THE
KEYSWITCH CO.

2 Irongate Wharf Rd., Praed St.,
London, W.2

Contractors to Home and Overseas Governments and H.M. Crown Agents


We have moved to larger premises and opened new production plant adopting latest techniques and equipment. This now enables us to give weekly delivery flow against all orders irrespective of quantity. Please address all enquiries to Relay Production Manager.

LARGE STOCKS OF
KEYSWITCHES

Semiconductors Limited

Applications Laboratory

making new equipment possible—existing equipment better . . .



The Semiconductors Limited Transistor Applications Laboratory with greatly improved facilities, is now installed in a new building adjacent to the Swindon factory. This will considerably increase its capacity to assist manufacturers in the correct selection and use of Semiconductors transistors. You are invited to take advantage of this service, either directly or through your Semiconductors representative.

In addition to providing direct assistance to manufacturers, the Applications Laboratory is continuously investigating new approaches to existing problems.

For immediate assistance on your transistor problems telephone the Applications Laboratory SWINDON 6421.


transistors



The evaluation of transistor high-frequency parameters is a continuing study in this specially-equipped section of the transistor Applications Laboratory.

Semiconductors Limited

CHENEY MANOR • SWINDON • WILTSHIRE
Telephone : Swindon 6421/4 • Telegrams : Semicon, Swindon



* NEW APPLICATION NOTES AND DATA SHEETS ARE CONSTANTLY BEING ISSUED. ARE YOU ON THE MAILING LIST?

Bullers CERAMICS

FOR INDUSTRY

High quality material and dimensional precision are attributes of Bullers die-pressed products.

Prompt delivery at competitive prices.



We specialise in the manufacture of — **PORCELAIN**
for general insulation
REFRACTORIES
for high-temperature insulation

FREQUELEX
for high-frequency insulation
PERMALEX & TEMPLEX
for capacitors



BULLERS LIMITED

MILTON · STOKE-ON-TRENT · STAFFS

Phone: Stoke-on-Trent 2421 (5 lines) · Telegrams & Cables: Bullers, Stoke-on-Trent
Ironworks: TIPTON, STAFFS London Office: 6 LAURENCE POUNTNEY HILL, E.C.4
Phone: Tipton 1691 Phone: Mansion House 9971

AVO

10-DAY REPAIR SERVICE



Farnell Instruments Ltd

Official repairers to AVO Multi-Meters.

All repairs automatically guaranteed 12 months by AVO LTD. (Our staff are fully trained by AVO LTD. and final tests and calibration of all instruments are carried out on official AVO test consoles)



All repairs are sealed with the official AVO seal — Mark of Perfection.

The only 10-day repair service officially accepted by AVO LTD.

FARNELL INSTRUMENTS LTD

WETHERBY INDUSTRIAL ESTATE
YORK ROAD, WETHERBY.

Telephone: Wetherby 2691/2

THE PARCOPAK

(built like a battleship)



D.C. to A.C.
Mains Voltage
From your
Battery or House
Lighting Plant

ENJOY MOBILITY FOR

Dictating Machines, Tape Recorders, Radio, Television, Radiograms, Record Changers.

- ★ Input 6, 12, 24, 32, 48, 110 and 220 volts.
- ★ Output 250 volts, 50 c/s., 200 watts (max.).
- ★ Fitted with remote control facilities or 0/0 switch and watts output panel.

Prices from £14 : 9 : 0

WRITE FOR DESCRIPTIVE FOLDER:
TRADE ENQUIRIES

Sole Manufacturers:

P. A. R. LIMITED, TALBOT WORKS,
TALBOT STREET, NOTTINGHAM
Telephone 46505/6. Telegrams PARCO, NOTTM.



By using the SHF Communications band and new, much smaller components, Westinghouse has developed a powerful yet compact MICROSCATTER system. Two MICROSCATTER components are shown above: The 2 K.W. Klystron Tube (right) and a model of the microwave block.

“Here’s how we put Microscatter on wheels!”

Now, Westinghouse has successfully reduced the size of microwave scatter—by developing an SHF system! And now, all radio equipment for a 5,000 mc. quadruple diversity repeater can be mounted in a 40-foot truck trailer.

For voice, teletype, television, facsimile and raw radar video . . . this advanced MICROSCATTER gives you high quality SHF transmission to points 100 to 200 miles away!

WESTINGHOUSE MICROSCATTER also gives you

HIGH QUALITY TRANSMISSION with an extremely linear, wide band Modulator/Exciter.

LOW COST PER CHANNEL MILE . . . due to minimum operating and maintenance costs . . . and low power consumption.

HIGH RELIABILITY of up to 99.99% . . . with quadruple diversity.

SMALL, NARROW-BEAM ANTENNAS, from 8 ft. to 28 ft. in diameter.

For complete information, phone your nearest Westinghouse office. Or write to Canadian Westinghouse Company Limited, Electronics Division, Longwood Road, Hamilton, Canada.



Here's MICROSCATTER on wheels! All radio equipment for a 5,000 mc. quadruple diversity repeater is easily mounted in a standard 40-foot trailer.

YOU CAN BE SURE...IF IT'S
Westinghouse



GOODMANS Axiette HIGH FIDELITY LOUDSPEAKER



The AXIETTE is an 8" Full Range (40 c/s.-15,000 c/s.) High Fidelity Loudspeaker which has achieved World-wide popularity because of its impressive performance, modest space requirements, and sensible price. It is exceptionally versatile. In addition to its main application as a full range unit, it may also be employed in multiple systems as a high-frequency unit, a mid-range unit, or it can combine both functions in one.

For domestic Stereophonic installations, two Axiettes constitute a logical and highly satisfactory choice, and occupy a total floor space of less than 2½ square feet when mounted in reflex enclosures. The overall performance of the Axiette is so exceptionally smooth and well controlled that it compares very favourably with larger units; and is thus perfectly suitable for use as the second channel unit when one channel is already catered for by an existing good High Fidelity loudspeaker system.

Goodmans High Fidelity Loudspeaker Manual, which contains full information on Goodmans High Fidelity products, free on request

SPECIFICATION

Frequency Range: 40 c/s.-15,000 c/s.
 Fundamental Resonance: 65 c/s.
 Power Handling Capacity: 6 watts.
 Flux Density: 15,000 gauss on 1" dia. pole.
 Impedance: 3 or 15 ohms.

AXIETTE 8"

Input: Constant Voltage
 Microphone: On Axis, 18"
 Further Data: Anechoic Conditions. Mounted on Infinite Baffle



GOODMANS

...Europe's largest Manufacturers and the World's largest Exporters of High Fidelity Loudspeakers


GOODMANS INDUSTRIES, LIMITED, AXIOM WORKS, WEMBLEY, MIDDLESEX.

Wembley 1200 (8 lines) Grams: Goodaxiom, Wembley, England

'Astronic' REGD. TRADE MARK STEREO AND HI-FI AMPLIFIERS

A superb range of quality amplifier units specially designed to please the widest market of music lovers throughout the world.

- ★ VIRTUALLY DISTORTIONLESS ★ UTTERLY RELIABLE
- ★ BEAUTIFULLY CONSTRUCTED AND FINISHED
- ★ EASY TO OPERATE WITHOUT TECHNICAL KNOWLEDGE
- ★ VERY REASONABLE IN PRICE



from the U.S.A.

"The more we show and sell the 'Astronic' the more our customers say we have 'really got something there'—all of the owners are making their neighbours dissatisfied with other equipment"

N. MIERS & CO LTD 115 Gower Street, London W.C.1
 Tel.: Euston 7515 & 5811 T.A.: Miersco, London

MEN! I'm not just a gimmick*

Here are brilliant permanent **TRIMMINGS**

IN ANODISED ALUMINIUM, GOLD, SILVER AND A FULL RANGE OF COLOURS



Whatever trimmings you require, we can make them accurately and attractively, deliver them on time—and price them reasonably.

We specialise also in precision pressure die castings in zinc, brass, aluminium, electroplating and paint spraying. Our well-equipped Tool Room and Design Office enable us to undertake complete projects from design to mass production.

Please send your enquiries to:—
 Contracts Division

FLASH FASTENERS LTD.,
 166-197 Bedford Avenue, Trading Estate, Slough, Bucks

*
"I know how efficient these people are, I'm one of the millions who've used Flash Fasteners on clothes for years"



What is High Top Response?

- Mastertape is made to carefully controlled formulas.
- Mastertape is anti-static and free from curl.
- Long Play Mastertape Polyester base is as strong as mild steel.
- Mastertape has extremely low background noise.

The wise owl knows all about high top response, for it means simply the ability to capture sounds of extremely high register, faithfully and accurately. Mastertape can both capture *and reproduce* every sound with the utmost clarity in a way that must be heard to be believed. High top response also means that Mastertape can record efficiently at lower speeds with maximum possible brilliance.


MASTERTAPE IN THE NEWS!

Mastertape is now supplied for use with the B.B.C. Mars Recorder in service with the United States Air Force.

Mastertape

MAGNETIC RECORDING TAPE BY
M.S.S. RECORDING CO. LTD., Colnbrook, Bucks.
 Telephone: Colnbrook 2431 (8 lines)

Attractive, ideal tape storage. Stoutly bound book containers in red, black and gold, with transfer numerals, holding two 7in. reels of tape. Price 7/6. Book-rack to hold six books, 17/6. Set of 6 books and rack 62/6.



*Treco
Scope*

LOW PRICE*
HIGH PERFORMANCE
VERSATILITY



The TRECOSCOPE, designed around a most modern 3-inch cathode ray tube and new type valves, meets all the requirements for a high performance and versatile general purpose oscilloscope. Its overall size is 7in. x 8½in. x 11in. and the specification, too comprehensive to be fully given here, is contained in our illustrated brochure, a copy of which will gladly be sent on receipt of S.A.E.

* NOT A SINGLE ITEM OF GOVT. SURPLUS STOCK IS USED IN THIS INSTRUMENT

CONTROLS: Brilliance, focus, X shift, Y shift, coarse time base, fine time base, synchronisation, Y amplitude, X amplitude, Y input selector switch.

FACILITIES: Y plates via (1) high gain amplifier (2) low gain amplifier (3) direct over isolating condenser (4) direct over attenuator. Time base covers 5~ to 150 kc/s. Provision for internal or external sync. X amplifier for external sweep input. 50~ calibrating voltage. Brightness modulation. Fly-back suppression

Price £17.17.0

or £2.0 down and 12 monthly payments of £1.9.7.

Guaranteed for 12 months

Postage and packing 6/-

Export Enquiries
Welcomed.

THE RANGE ELECTRONICS COMPANY
CORMORANT WORKS, LETT ROAD, LONDON, E.15

Telephone: MARYland 5266

THE WORLD'S GREATEST BOOKSHOP

FOYLES
★ ★ FOR BOOKS ★ ★

'That's what I call service—I telephoned Foyles at 10 a.m. and the book (although it was out-of-print) reached me by the next morning's post.'

—A Customer's Letter.

TRAVEL BUREAU NOW OPEN

119-125 CHARING CROSS ROAD, LONDON, W.C.2

Gerrard 5660 (20 lines) ★ Open 9-6 (Thurs. 9-7)

Nearest Station: Tottenham Court Road

FOR

DETAILS OF

MINIATURE FILAMENT LAMPS

For Signal and Pilot lights,
for Scale, Dial and Internal
Illumination

WRITE

VITALITY BULBS LTD.

Neville Place, London, N.22

Tel: BOWes Park 0016

TELEVISION AERIAL COMPONENTS
DESIGNED FOR CONSTRUCTING BAND I & BAND III T.V. AERIALS
ELEMENT DIMENSIONS SUPPLIED FOR ALL CHANNELS

Selecting at random from our new multi-page catalogue:


- ★ Band III Folded Dipoles (As illustrated)
- ★ Reflector and director rod holders
- ★ Masthead Fittings for ¾", 1", 1½" and 2" Masts.
- ★ Mast Coupling units for 2" Masts
- ★ Insulators, Both Rubber and Plastic (As illustrated)
- ★ Alloy Tubing for Elements, Cross boom and masting.

Send 1/- P.O. for the revised, fully illustrated catalogue to:

FRINGEVISION LTD., Marlborough, Wilts.

Phone 657/8





No interstage
amplifier
with this new
Mullard
counting
tube
Z302C

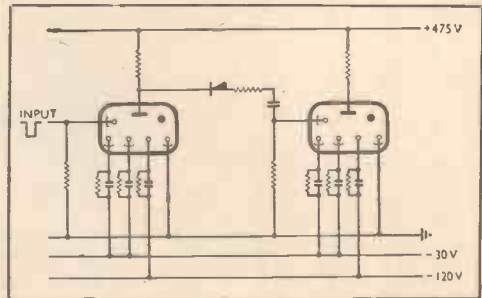


The new and unique Mullard cold cathode counting tube Z302C can be coupled *directly* to adjacent stages with consequent elimination of interstage amplifiers and many components.

This tube, which provides visual indication, operates with a single pulse drive. A typical circuit with two tubes in cascade is shown below.

Write today for details of the Z302C and other Mullard cold cathode decade tubes—Counting Tube Z303C (CV2271), Selector Tube Z502S (CV2325) and Indicator Tube Z503M.

TYPICAL BASIC CIRCUIT



MULLARD LIMITED
MULLARD HOUSE
TORRINGTON PLACE
LONDON · W.C.1
Tel: Langham 6683

WE SEND THE BEST OF BRITAIN'S HI-FI EVERYWHERE

EVERYTHING FOR RADIO, RECORD & TAPE

- PROMPT DESPATCH SERVICE
- HOME AND EXPORT ENQUIRIES WELCOMED AT ALL TIMES
- 110 VOLT ITEMS AVAILABLE

★ RECORDERS

Vortexion W.V.A.	£93 13 0	\$267
Vortexion W.V.B.	£110 3 0	\$315
Brenell Mk. V	64 gns.	\$192
Ferroglyph 3AN	79 gns.	\$237
Ferroglyph 3AH	86 gns.	\$258
Ferroglyph 66N	84 gns.	\$252
Grundig TK20 with Mic.	50 gns.	\$150
Grundig TK30	72 gns.	\$216
Elizabethan Essex	65 gns.	\$195
Philips 8108	62 gns.	\$196
Philips AG.8109	39 gns.	\$87
Stuzzi Transistor/Battery ...	69 gns.	\$207

★ STEREO DECKS

Ferroglyph Stereo-Ad ...	30 gns.	\$90
Ferroglyph 88	105 gns.	\$315
Ferroglyph 3 S/N	89 gns.	\$267
Brenell Stereo Deck	£33 16 0	\$101

★ STANDARD DECKS

Wearite 3A	£35 0 0	\$100
Wearite 3B	£40 0 0	\$114
Brenell	28 gns.	\$84
Truvox	26 gns.	\$78

Microphones by Lustraphone, Reslo, Acos, Geloso, etc.

- TAPES BY ALL LEADING MAKERS

★ SPEAKER SYSTEMS

Quad Electrostatic	£52 0 0	\$156
Column Eight	£21 15 0	\$45
Wharfedale PST/2 and 5/FSAL	£19 15 0	\$51
Wharfedale SFB/3	£39 10 0	\$113
Wharfedale Golden 10	£8 14 11	\$18
Wharfedale Super 3	£6 19 11	\$16
Tannoy 12in. Dual	£30 15 0	\$91
Tannoy 15in. Dual	£37 10 0	\$107
Vitavox DU/120	£19 10 0	\$56
WB. 1016	£8 0 0	\$16
Goodmans 300	£11 5 9	\$32
Goodmans 400	£16 1 0	\$46
Goodmans 15/4	£53 11 0	\$156
Goodmans 1B3	£59 17 0	\$171
Philips Dual Cone	£10 10 0	\$30
Philips 1B3	£10 10 0	\$30
Kelly Ribbon Mk. II	£10 10 0	\$30
B.J. Tweeter complete	£5 5 0	\$11
WB 1016	£8 0 0	\$18
C.Q. Senior	£18 7 6	\$45

★ MOTORS AND PICK-UPS

Lenco 56 and Stereo PU ...	£30 0 0	\$60
Lenco Trans. Motor	£17 10 4	\$36
Garrard 301	£26 8 3	\$54
Garrard 4HF/Stereo P.U. ...	£19 17 7	\$41
Garrard TA/Mk. II motor ...	£9 15 8	\$22
Connoisseur Motor	£28 6 3	\$57
Collaro 4TR200	£14 11 0	\$30

Also available Garrard, Collaro and BSR Auto-changers with stereo or mono pick-ups.

Philips P.U.	19 gns.	\$41
Goldring 600	£11 13 6	\$24
Garrard Arm and P.U.	£14 3 3	\$29

Also ORTOFON, LEAK, CONNOISSEUR, COLLARO, etc.

★ AMPLIFIERS & TUNERS

(STEREO)		
Leak Stereo 20 Amp.	£30 9 0	\$87
Leak Point One Stereo		
Pre-Amp.	£21 0 0	\$60
Avantic	£29 8 0	\$84
Pamphonic 3000	£31 10 0	\$90
Rogers Control Unit	£18 10 0	\$53
C.Q. Twin Four	21 gns.	\$63
Jason J.2/10 Mk. II	£37 10 0	\$110
Pilot SHF.15	32 gns.	\$96
Dulci DPA/10/2	24 gns.	\$72
(SINGLE CHANNEL)		
Leak TL12 Plus	£18 18 0	\$54
Quad II	£22 10 0	\$64
Quad Control Unit	£19 10 0	\$56
C.Q. Quality 10 w.	21 gns.	\$63
Rogers Cadet	10 gns.	\$30
Rogers Junior	£17 0 0	\$49
Rogers Pre-Amp.	£8 0 0	\$23
Quad FM Tuner	29 gns.	\$60
Chapman AM/FM	£29 8 0	\$60
Jason JTV Tuner	£26 13 10	\$55

★ STEREO PICK-UPS

Ortofon Head	£33 14 0	\$69
Ortofon Arm	£14 0 11	\$37
Decca	£22 0 0	\$45
Elac Stereotwin Cartridge	£19 17 7	\$40
Ronette	£3 9 6	\$10
Ronette DC284	£4 3 5	\$9
B.J. with arm	£8 8 0	\$24
Tannoy	£13 10 0	\$39


★ TO REMIND YOU

We carry extensive and up-to-date stocks of equipment by Britain's leading makers. Enquiries invited which we deal with by return. Also 24-hr. repair service on customers' recorders.

164 CHARING CROSS RD., LONDON, W.C.2
(3 shops from Tottenham Cr. Rd. Station Underground)
Tel.: TEM 7587 & COV1703 Cables: MODCHAREX, LONDON

MODERN ELECTRICS, LTD.

BLICKVAC HIGH PRESSURE & VACUUM IMPREGNATORS



BLICKVAC Impregnators are used by Marconi, Pye, S. Smith & Sons, N.C.B., M.O.S., and many other well-known organisations. A full range of standard models is available—capacities 4in. by 9in. to 3ft. by 3ft.—suitable for Varnish, Wax, Potting Resins, etc. Plants can be designed for special requirements. Blickvac Impregnators are designed to give simplicity in control, outstanding performance and ease in cleaning. A second autoclave can be added at low cost when needed.

BLICKVAC products include:—Epoxy Resin Vacuum Mixing and Casting Plants, Electric Ovens, Vacuum Ovens, Mixing Vessels, Dipping Tanks, etc.

BLICKVAC ENGINEERING LTD.

Bede Trading Estate, Jarrow, Co. Durham.
96/100 Aldersgate Street, London, E.C.1.

Jarrow 89/7155
Monarch 6256/8

SEE WIRELESS WORLD MAY 1958, PAGE 247

NU-LIFE TELETUBES

ALL MAKES ALL TYPES

REBUILT TO MANUFACTURERS
SPECIFICATIONS

Enquiries and goods to new factory:—

STONEFIELD WAY, S. RUISLIP, MIDDX.

BYRON 5676

CARRIAGE, PACKING AND INSURANCE ARRANGED

INSTRUMENT WIRES

AND INSULATING MATERIALS

ENAMELLED, SILK and COTTON covered Copper Wires, Single or Stranded, also Tinned, Paper Asbestos and Plastic Westoflex covered RESISTANCE WIRES, LITZ WIRES.

MICA, MICANITE and BAKELITE in all forms. Heat Resisting Boards, Canvasite for Silent Gears, Oil Cloth, Silk and Paper. Slot Insulations. Insulating Varnishes, Varnished Fabric and Plastic Sleeving. Moulded and Machined Pieces, etc.



WEST INSULATING COMPANY LTD.

2 Abbey Orchard Street, Westminster, S.W.1.

Telephone:
Abbey 2814 & 7352



They know...

that British products are the finest in the world and when it comes to record playing equipment Garrard, without a doubt, is the soundest name in Sound Reproduction.

Garrard

For forty years the finest record playing equipment in the world.


THE GARRARD ENGINEERING AND MANUFACTURING CO. LTD.
SWINDON · WILTSHIRE



*New!
Newer!!
NEWEST!!*



STEREO gram-chassis
with AM/FM radio



MODEL H3S

A comprehensive radiogram chassis of advanced design for stereo record reproduction incorporating a sensitive and stable VHF, medium and long wave-band receiver.

Eight watts output (4 watts per channel), radio automatically reproduced through both channels.

Write for illustrated literature giving full details of this high quality chassis which is eminently suitable for converting older types of radiograms to the latest standard of stereo reproduction.

PRICE £29 3.10 inc. P.T.

Leaflets are available for our full range of high fidelity amplifiers and stereophonic equipment, tuners, tape units and radiogram chassis.

THE DULCI COMPANY LIMITED
97-99 Villiers Rd., London, N.W.2. Tel: Willesden 6678/9


PREMIER



207, EDGWARE ROAD, LONDON, W.2.

Tel: AMB 4033 & PAD 3271

YOUR LEADING DO-IT-



THE *Petite* PORTABLE
MAY BE BUILT FOR **£7-7-0**

plus 3/- post & pkg.

Batteries extra.

HT 10/- (Type B126) or equivalent.

LT 1/6 (Type AD 35) or equivalent.

- ★ Size only 8in. x 8in. x 4½in.
- ★ Weight including batteries 5½lb.
- ★ 4 valves of the economy type.
- ★ Medium and long wave superhet circuit.
- ★ High Q frame aerials.
- ★ High sensitivity on both wavebands.

- ★ Prealigned IF transformers.
- ★ 5in. speaker of the latest type.
- ★ Automatic on/off switch operated by lid.
- ★ Designed in our own laboratory.
- ★ Backed by an up-to-date Technical Information Dept.
- ★ Components available separately if desired.
- ★ Simple to construct, using normal soldering methods.
- ★ Instruction book 1/6.

PREMIER PORTABLE—STEREO AMPLIFIERS

THE PREMIER STANDARD STEREO PORTABLE

Put it together yourself and save pounds!

2 Premier 1 valve 2½ watt Amplifiers, £5/10/6, plus pkg. and post 4/6. Amplifier Cabinet, £2/19/6, plus pkg. and post 5/-. Elliptical 7 x 4in. Speaker, £1/1/6, plus pkg. and post 1/6. 5in. Speaker, 22/6, plus pkg. and post 1/8.

Extension Speaker Cabinet matching the Premier Amplifier cabinet, 19/6. Suitable for either 7 x 4in. or 8in. loudspeaker.

Also Elliptical Speaker 8 x 5, £1/7/6.

PREMIER DE LUXE STEREO RECORD PLAYER AMPLIFIER

This is a 4-valve Stereo Amplifier with tone balance, speaker switch and volume control, size 12in. long, 5½in. high, 3in. wide, output of each section is 3½ watts, £3, plus pkg. and post 4/6. De Luxe Portable Cabinet suitable for housing the above Stereo Amplifier with detachable lid which will accommodate an 8in. x 5in. Elliptical Speaker, overall size of Cabinet 18½in. x 13½in. x 9in. deep. Price 75/-, plus 5/- pks. and postage. Caloro 4-speed Charger, £7/19/6, plus 5/- pkg. and postage. BSR 4-speed Charger, 16/19/6, plus 5/- pkg. and post.



DRAMATIC PRICE REDUCTIONS

SUPERHET may be built for **£7.7.0** plus 3/- p.p.
T.R.F. may be built for **£5.10.0** plus 3/- p.p.

These two receivers use the latest type circuitry and are fitted into attractive cabinets 12in. x 6½in. x 5½in. in either walnut or ivory bakelite or wood 1/- extra. Individual instruction books 1/- each, post free.



Build the "MAYFAIR" TELEVISOR which gives complete SAFETY to the constructor!


These Televisors use a double wound mains transformer which gives you complete safety from contact with the mains supply when handling the chassis or controls.

★B.B.C. & I.T.A. DESIGN WITH NEW TURRET TUNER

MAY BE BUILT FOR **£33-7-11**

PLUS COST OF C.R.T.

Build in 5 Easy Stages. Full Construction details available. Instruction Book 3/6 Post Free



BOTH BRANCHES OPEN UNTIL 6 P.M. SAT. CLOSED 1 P.M. THURS.

PREMIER BATTERY ELIMINATOR

Housed in two containers which are to replace AD 35 and B126 Batteries.

KIT 37/6

Plus 2/- post and packing. Only suitable for use with DK96 Series valves.



SEND FOR IT NOW!

OUR 1959 FULLY ILLUSTRATED

COMPONENTS CATALOGUE

Quick reference guide to the latest and widest range of keenly priced components for:—

- RADIO ● STEREO & MONAURAL GRAM EQUIPMENT ● STEREO & MONAURAL TAPE EQUIPMENT

Also Comprehensive Section on:—
● SPEAKERS ● TAPE RECORDERS ● AMPLIFIERS



1/6

STIFFENED COVERS PHOTOGRAPHIC ILLUSTRATION


PLEASE ADDRESS ALL MAIL ORDER ENQUIRIES TO



RADIO CO

OURSELF SPECIALISTS 23 TOTTENHAM COURT RD., LONDON, W.1. Tel: MUSEum 3451

Special Offer



Limited Quantity Only

THE NORA AM/FM RADIOGRAM CHASSIS

Designed for the American market by a famous continental manufacturer.

CASH PRICE £16.19.6 Plus 7/6 packing and carriage.

This Chassis is of the very latest design and has a much wider coverage on F.M. than Standard Receivers. It has 5 valves plus a full-wave Metal Rectifier, piano type push buttons for long, medium, F.M. and Gram, separate tuning on F.M. and A.M. and incorporating a Ferrite Rod Aerial for medium and long wave-bands, also Gram Pick-up switching. Output 5 watts. Dial size: 12½ x 2½in. Overall size: 12½ x 5½ x 7½in.



Introducing the PHONOTRIX BATTERY TRANSISTOR MINIATURE TAPE RECORDER

Supplied complete with Microphone and small Loudspeaker, operates on 4 U2 Torch batteries, weighs only 4lb. and plays for 30 minutes. Size 6½ x 4½ x 3½in. complete plus 5/- Retail Price 26gns. pkg. and post.

MAINS UNIT NOW AVAILABLE

Making the Phonotrix the only tape recorder that operates both on battery and mains. Size 4½ x 3½ x 1½. Price 4 Gns.

LORENZ MODEL PL 562 4-speed gram. motor. Price £3/13/6.

THE PREMIER

7 WATT STEREOGRAPHIC AMPLIFIER KIT



This amplifier uses two ECL82 valves, one 12AX7 valve, one E280 valve rectifier. Provision is made for both 3 ohms and 15 ohms speakers. The base and treble tone controls are ganged and balance is achieved with a separate control. Part may be assembled on a gold hammered finished chassis, with a black perspex dial with gold lettering. Complete set of parts. Price £7/19/6. Instruction booklet 1/-. Plus 5/- P. & P. Or assembled £8/19/6.

PREMIER 3 x 3 STEREOGRAPHIC AMPLIFIER KIT



This amplifier uses two ECL82 valves and E280 rectifier. Ganged tone and volume controls together with a balance control are provided. Complete set of parts.

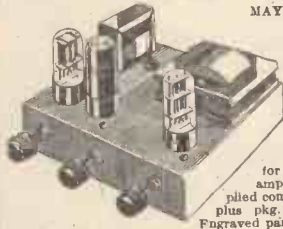
Price £6/6/0. Instruction booklet 1/-. Plus 3/6 P. & P. Or assembled £7/7/0.

4 WATT AMPLIFIER

MAY BE BUILT for

£4.5.0

plus 2/6 P.P. Instruction Book 1/- post free



A steel case is now available, complete with engraved panel for 15/6 extra. The amplifier may be supplied complete for £5/5/- plus pkg. and post 3/6. Engraved panel 3/6 post free.

RECORD CHANGERS

Garrard RC121	£10 19 6
Garrard RC120	£9 19 6
Collaro Conquest	£7 19 6
BSR UA8	£6 19 6

Junction Transistors 10/- each.

THE "TRANSIDYNE"

Printed Circuit Transistor Pocket Superhet

A printed circuit pocket-size Transistor Receiver, professional in appearance and of outstanding performance. Incorporates T.C.C. printed circuit, six transistors (push-pull) to cover medium and long waves, utilizes 2 Ever Ready, or equivalent No. 8 batteries. Attractive cream and red plastic cabinet with engraved dial. Overall dimensions 7½in. x 3½in. x 1½in. Total weight when assembled, including batteries, only 20 oz. Our price for all required components, including batteries, £11/19/6, plus 2/6 pkg. and post. Complete cabinet and dial assembly, printed circuit, battery holder, nuts and bolts and full assembly instructions, 25/-, plus pkg. and post 1/6.



VERDIK Tape Recorder

A genuine Hi-Fi recorder at a price all can afford. The star-studded Verdik 81 tape recorder is made to very high standards with particular emphasis on trouble-free long-term stability.

FIVE STAR FEATURES

Separate record and playback amplifier and 3 head system allows playback of tape as you record. No more ruined recordings—you hear it as you record it. Tape speeds 3½in./sec., 7½in./sec. Separate record and playback amplifiers. Five valves plus magic-eye level indicator. High flux internal speaker. Frequency range 40 c/s. to 12 kc/s. Corrected output for playback through your Hi-Fi amplifier. Provision for use of external speaker. Supplied complete with 1,200ft. tape and microphone. Price 45 gns.

Hire Purchase Deposit 10% of 45 gns. Repayments to suit you.

THE CONNOISSEUR'S CHOICE OF STEREO EQUIPMENT

Amplifiers
AVANTIC SPA II Stereo Amp. 28 gns.
Jason J2-10 10 x 10 watt, complete £37/10/-.

Premier Stereo Outfit No. 1
Comprising J2-2 pre-amp and 2 high quality 12 w. amplifiers. £44/2/-.

Premier Stereo Outfit No. 2
For those with a Monaural system comprising J2-2 pre-amp. and 1-12 watt amplifier, 30 gns.
Rogers stereo pre-amp., 18 gns.

Stereo Pick-up Cartridges	
Ronette	£3 9 6
Ronette T/O	£4 5 3
Acce T/O	£2 15 5
B.J. Diamond	£6 18 6

Players	
All makes in stock inc.	
Garrard 301	£26 8 3
Garrard 4HF	£18 8 6

Speakers	
Corner Encl. for Goodman	12 gns.
Goodmans Axion 300	£11 5 9
Goodmans Axion 400	£16 1 0
Corner Cabinet (8in.) for Aviette 300	9 gns.
Goodmans Axlette	£8 18 6
WB HF1016	£8 0 0

A COMPLETE RANGE OF ALL MAKES OF EQUIPMENT BOTH MONAURAL AND STEREO AVAILABLE.

GENEROUS H.P. TERMS AVAILABLE. MINIMUM DEPOSIT NOW ONLY 10%. REPAYMENTS TO SUIT YOUR POCKET!

(Dept. WW) 207 EDGWARE ROAD • LONDON W.2.

OF COURSE YOU WANT PERFECTION

from your 'gram or 'player . . .

Monarch

alone will satisfy the critical listener



World's finest 4-speed Autochanger
 Stereophonic or Monaural perfection
 Renowned for absolute reliability

It will pay you to insist on a Monarch in

** your new 'gram or 'player.*



BIRMINGHAM SOUND REPRODUCERS LIMITED

Wireless World

ELECTRONICS, RADIO, TELEVISION

Managing Editor: HUGH S. POCOCK, M.I.E.E.
Editor: F. L. DEVEREUX, B.Sc.

MARCH 1959


In This Issue

- 103 Editorial Comment
104 Waveguide Transmission
106 World of Wireless
109 European Television Stations
117 Time Past—Beam and Broadcast *By P. P. Eckersley*
121 Letters to the Editor
126 Physical Society's Exhibition
135 Relativity—2 *By "Cathode Ray"*
139 Evaluating Aerial Performance—2 *By L. S. Moxan*
144 Short-wave Conditions
145 The Bifilar-T Circuit—2 *By Thomas Roddam*
149 News from the Industry
150 March Meetings
152 Random Radiations *By "Diallist"*
154 Unbiased *By "Free Grid"*

VOLUME 65 No. 3

PRICE: TWO SHILLINGS

FORTY-EIGHTH YEAR
OF PUBLICATION



Offices: Dorset House,
Stamford Street, London,
S.E.1

Please address to Editor,
Advertisement Manager or
Publisher, as appropriate


Telephone:
WATERloo 3333 (65 lines)

Telegraphic Address:
"Ethaworld, Sedist, London."

© Iliffe & Sons, Ltd. 1959. Permission in writing from the Editor must first be obtained before letterpress or illustrations are reproduced from this journal. Brief abstracts or comments are allowed provided acknowledgment to the journal is given.

PUBLISHED MONTHLY (4th Tuesday of preceding month) by ILIFFE & SONS LTD., Dorset House, Stamford Street, London, S.E.1. Telephone: Waterloo 3333 (65 lines). Telegrams: "Iliffepres, Sedist, London." Annual Subscriptions: Home and Overseas, £1 15s. 0d. Canada and U.S.A., \$5.00. Second-class mail privileges authorised at New York, N.Y. BRANCH OFFICES: BIRMINGHAM: King Edward House, New Street, 2. Telephone: Midland 7191. COVENTRY: 8-10, Corporation Street. Telephone: Coventry 25210. GLASGOW: 26B, Renfield Street, C.2. Telephone: Central 1265. MANCHESTER: 260, Deansgate, 3. Telephone: Blackfriars 4412. NEW YORK OFFICE: U.S.A.: 111, Broadway, 6. Telephone: Digby 9-1197.

Transistors



A Simple Temperature-control System

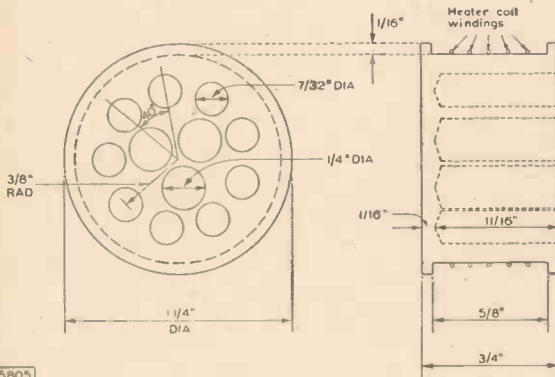
This system involves the use of transistors to keep a block of copper at constant temperature and thus to provide thermostatic conditions for the transistors of any experimental or industrial circuit. The collector leakage current of a transistor varies with ambient temperature. The drift which thus arises affects the stability of d.c. amplifiers and test equipment.

the same time it limits the maximum possible dissipation of these transistors. The variable resistance provides a path for some of the leakage current, allowing adjustment of the temperature to which the block is set.

When the circuit is switched on there is very little leakage current flowing in the sensing transistor. Accordingly the OC16 output transistor 'bottoms' and the current flowing in the heating coil is very nearly V_{cc}/R_H (V_{cc} is the supply voltage and R_H the heating coil resistance). The block heats rapidly to nearly 40°C, at which temperature the leakage current of Tr1 rises rapidly and the OC16 is cut-off, and remains cut-off till the block temperature has dropped to the set value. There is a slight overshoot of temperature because the junction temperature of Tr1 does not react to changes instantaneously.

Tr1 is the temperature-sensing transistor. Its collector voltage is limited to about 1V, whilst the working voltage is about 0.6V. To limit the maximum change of temperature inside the block to 0.1°C, the maximum variation of I'_{co} must be 0.012%. The actual stability achieved over at least 24 hours satisfies this condition.

A long-tailed-pair amplifier using germanium transistors was tested in the block. A variation of ambient temperature from 20 to 35°C resulted in a change of 0.75°C in the block. The drift, referred to the input, was about 75µV, or 5µV/°C.



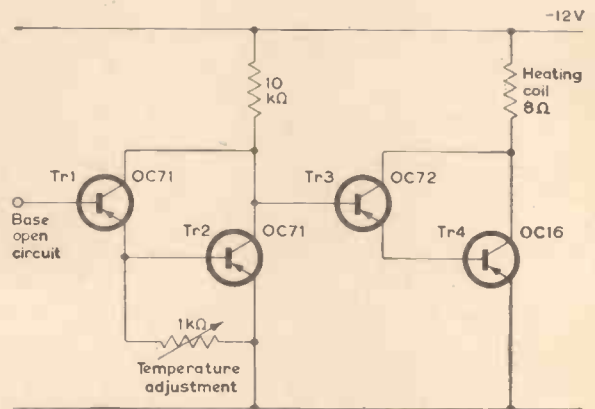
5805

COPPER BLOCK (approx. full size)

A copper block was constructed to the design shown in the drawing above. The block is made circular for ease of machining and for uniform heating effect. A layer of aluminium foil covering the heater coil reflects heat into the block.

A closed-loop servomechanism controls a power transistor, which supplies the current for heating a coil wound uniformly around the block. The sensing element, used to provide the error signal, is an a.f. transistor mounted in the block. The leakage current I'_{co} of this transistor changes markedly with temperature, so that suitably amplified changes in I'_{co} are used to control the current through the heating coil. It was found that an initial current through the coil of 1.5A gave a good heating rate without much overshoot. For a 12V supply the resistance of the coil becomes 8Ω. To provide sufficient length of wire to wind uniformly, five strands of thin enamelled constantan wire are wound in parallel.

The control circuit is shown here. The connection of Tr3 and Tr4 allows the OC72 to drive the OC16 without danger of excessive dissipation. The gain of the combination is then the product $\alpha_1 \cdot \alpha_2$. The combined base-emitter voltage provides sufficient voltage for the collectors of Tr1 and Tr2; at





5518

CONTROL CIRCUIT



Shock Tests up to 1000G



The reliability of the Brimar 'T' range of valves has been 'built in' as the result of a continuous process of rigorous examination and testing. One of these tests is illustrated. Valves are placed in a machine especially designed to simulate the effect of gun shock and rocket boosts where any structural fault will mean a defective valve. The information derived from this and other tests on valves for special applications is used to improve manufacturing techniques on commercial types. Which makes Brimar the obvious choice when the demand is for a *reliable* valve.

better make it

BRIMAR




Standard Telephones and Cables Limited

Registered Office Connaught House, Aldwych, London, W.C.2

VALVE DIVISION: FOOTSCRAY · SIDCUP · KENT · FOOTSCRAY 3333

'I'm a plug for stereo'



ACOStereo Cartridge Type 71

will play an important part in bringing first-rate stereo sound to many thousands of enthusiastic hearers.

It fits several well-known makes of pick-up arms and plug-in heads, and also serves

in the conversion of conventional players to stereo.*

ACOStereo Turn-over Cartridge

Type 73 achieves

superb reproduction


of all three kinds of

records—stereo, LP and standard.

The Type 73 has already been adopted for many of the leading makes of pick-ups in this country (and abroad). As you would expect from Acos, these ACOStereo cartridges, too, are reasonably priced, and combine top value with top performance.

**If you are in doubt where Type 71 can be fitted, please ask us.*

'I do the hat-trick'



acos ARE DOING THINGS IN STYLE

A NEW AERIAL RESEARCH LABORATORY

It will not come as a surprise to "Wireless World" readers to be told that we—Belling & Lee Limited—do not make cookers or electric fires. Neither are television aerials our main interest, although we are considered specialists and consultants in all matters relating to the reception of V.H.F. signals, be they television, F.M. sound or professional communication.

Since the New Year we have opened a new aerial research laboratory divorced entirely from the main research facilities which are, of course, fully equipped for the most stringent testing of electronic components. The new laboratories have been specially equipped for the research and development of aerials, aerial distribution systems including amplifiers, interference filters and last but by no means least, screened compartments.

Whilst domestic television aerials take up most of the time, there are always "special purpose" professional type aerials required, for example we have always developed and made the aerials for the T.V. pilot transmitter used by I.T.A. We also make aerials for the B.B.C. and "all round looking" aerials as used on lightships.

Aerials can rarely be finalised in a laboratory. There is inevitably field testing to be carried out, for which purpose we have a specially built

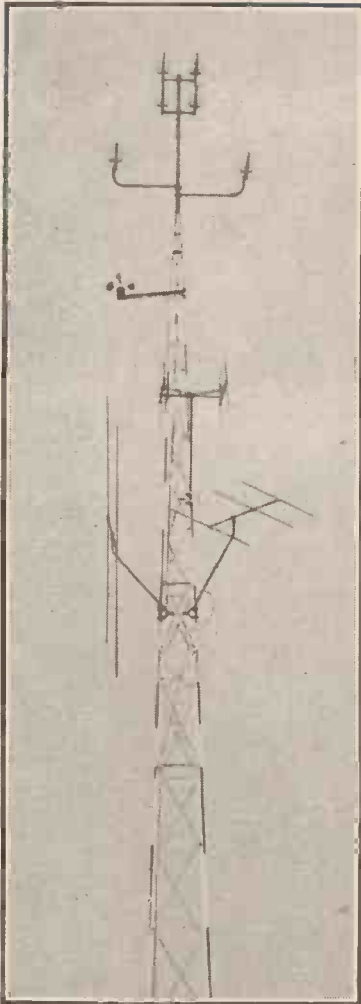


One of the most modern and interesting pieces of equipment available in the laboratory is the impedance measuring set which plots the results directly on to a Smith chart thereby cutting out much tedious work.


mobile research unit, with its own power supply. We have also a number of permanent field sites that are in use in all but the very worst of weather. Delightful in spring and summer, when it comes, not so good in the winter, but the show goes on.

We have some very interesting equipment enabling us to work up to 2,000 M/c. Even Smiths charts are no longer laboriously plotted by hand, they are taken off a Diagraph.


We are looking for some extra staff, one senior engineer preferably of B.Sc. standard or equivalent, and a few junior engineers. If any readers would like to hear more about these jobs please write to the Secretary.



A general view across one side of the laboratory showing a screened compartment in the far corner. There are microwave facilities available and a very comprehensive range of some of the finest measuring equipment available on either side of the Atlantic and a lot more to come.



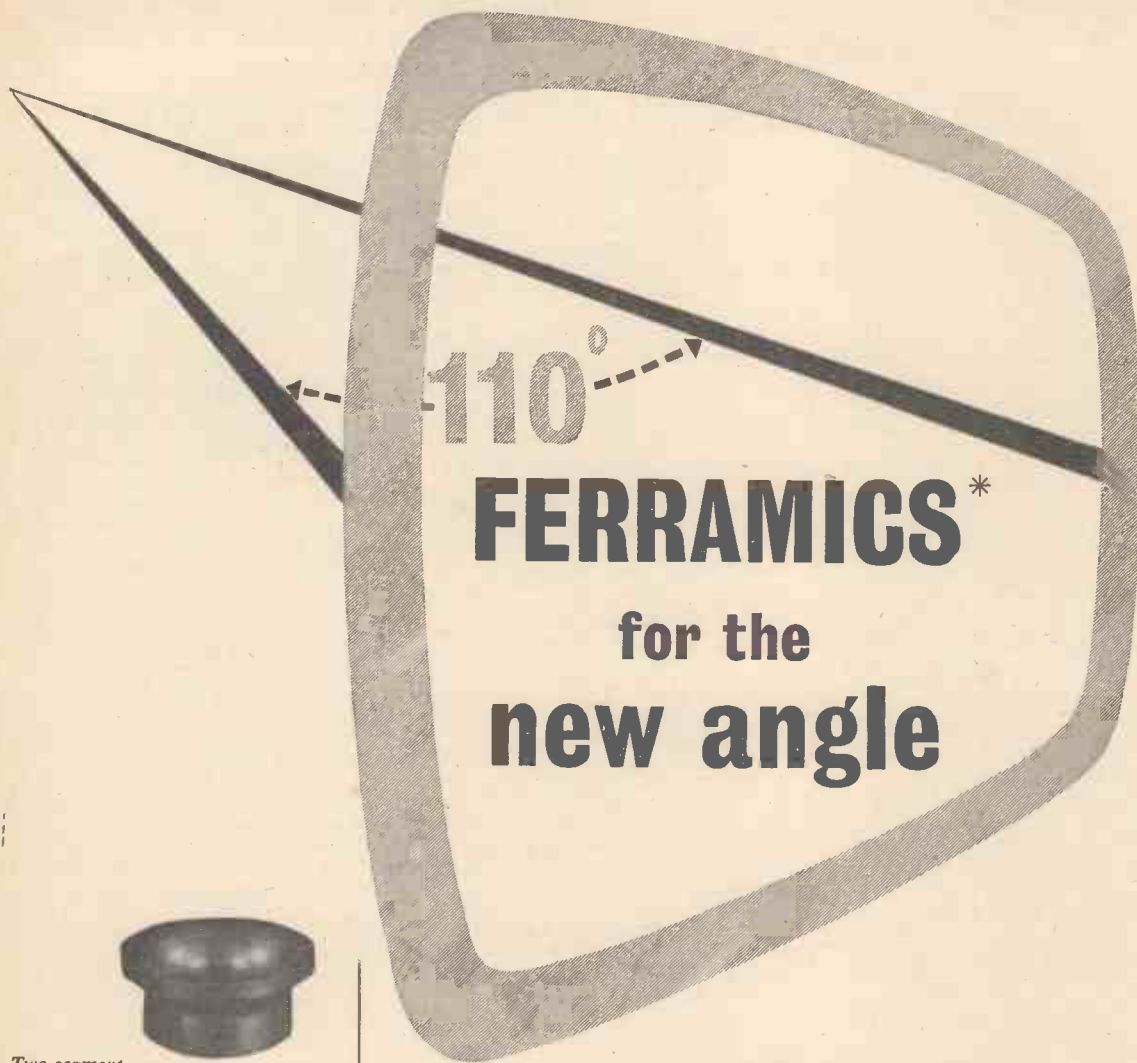
The Mobile Research Unit is complete with work bench and seats. It has self-contained 50 cycle 250 volt supply taken to a separate distribution system. The mast is winch-operated and may be raised to 32 feet. When on location the vehicle is fitted with a Television receiver and necessary measuring equipment.



For work on any of our three field sites, we use 4 wheel drive vehicles as illustrated which carry a small petrol electric set as the supply unit.

"Belling-Lee Notes" appear this month on page 69.

BELLING & LEE LTD
 GREAT CAMBRIDGE ROAD, ENFIELD, MIDDX., ENGLAND
 Telephone: Enfield 3322 • Telegrams: Radiobel, Enfield



*Two-segment
cut-away flared core*



*Two-segment
solid flared core*



*Four-segment
solid flared core*

110° scanning is with us and cabinet designers have as many smiles as circuit designers have headaches.

To those concerned with driving electron beams around almost impossible angles, these new Ferramic* Scan Coil Cores bring a large measure of relief. Desirable electrical characteristics have been combined with sound mechanical design, facilitating the rapid production of coils.

If you have a wide-angle distortion problem, Plessey most probably have the answer. A letter or telephone call will bring you information about this, or any of a whole range of Plessey Ferramic* products.

** FERRAMIC is a Registered Trade Mark.*

Plessey

CHEMICAL AND METALLURGICAL DIVISION · COMPONENTS GROUP
THE PLESSEY COMPANY LIMITED · WOOD BURCOTE WAY · TOWCESTER
NORTHANTS · TELEPHONE : TOWCESTER 312

Overseas Sales Organisation: Plessey International Limited · Ilford · Essex · Tel: Ilford 3040

TC13a

Aspects of design

9

THE R.F. STAGE OF TELEVISION TUNERS

This is the ninth of a series of special features dealing with advanced problems in television and radio circuit design to be published by Siemens Edison Swan. The Ediswan Mazda Applications Laboratory will be pleased to deal with any questions arising from this or other articles, the tenth of which will appear in the April 1959 issue.

REQUIREMENTS OF AN R.F. STAGE

In a television front end tuner consisting of a cascode double triode R.F. stage followed by a triode-pentode mixer the R.F. stage has many functions to perform.

One of its requirements is to reduce the effect of the mixer noise which in this case would have a noise factor of the order of 40 at 200 Mc/s. There must therefore be a stage of signal frequency amplification ahead of the mixer to render the mixer noise negligible in comparison with the noise of the input circuit and this can be done by providing a sufficiently high gain between the mixer grid and the grid of the R.F. valve.

The R.F. stage in providing the necessary gain must itself make the least possible contribution to the receiver noise as well as meet the other necessary requirements of the input stage. These can be summarised as:

To attenuate the local oscillator voltage and prevent radiation via the receiving aerial.

To provide a reasonable match for the aerial feeder by means of an input transformer of the required bandwidth.

To handle large signals with the minimum cross-modulation effects between sound and vision carriers.

To maintain these characteristics at reduced gain with A.G.C. bias.

In designing an R.F. stage to give the minimum noise figure it is necessary to reduce as far as possible noise produced in the valve itself arising from normal shot noise and induced grid noise. In general a valve with the highest mutual conductance per milliamp of anode current working at a high cathode current density will provide the highest gain and the lowest noise figure. With this end in view, valves have been designed having a high slope per milliamp of anode current and a corresponding improvement in gain and noise performance. Unfortunately

their comparatively high cost prevents wide adoption, except in receivers intended for real fringe area reception, but an improved version of the 30L1 presents an attractive compromise.

As an alternative to using a more costly valve in fringe sets only, it is possible to provide the improved valve costing not much more than the 30L1. Such a valve could be fitted in every set and would have a noise performance suitable for use in most fringe areas and at the same time would provide more gain on both Band I and III—a useful feature where a receiver is required to operate from a simple indoor aerial.

The Ediswan Mazda 30L15 has been designed to meet these requirements and it gives a gain increase of 4 to 5 dB over the 30L1 with an average noise factor of 5.5 dB on Band III compared to 7.5 dB obtainable with the 30L1.

If the 30L15 is plugged into an existing design in place of the 30L1 and only circuit re-trimming is carried out a gain improvement of up to 3 dB and a noise improvement of 1 to 1.5 dB may be realised. To take full advantage of the valve's capabilities some changes will be required to the bias resistor and slight readjustment of the coupling to the aerial feeder may be necessary.

NOISE FACTOR AND A.G.C.

The mistuning of the input circuit when A.G.C. bias is applied to the R.F. valve produces a change in the response curve of the tuner as shown in Fig. 1.

The amount of mistuning, or "tilt", with a given valve is largely controlled by the working Q of the aerial circuit. If a higher working Q aerial circuit giving more than about 1.5 dB of tilt could be accepted, lower noise figures than those given above could be obtained. It follows then that a full assessment of the performance of the input stage should consider noise factor and gain in relation to the amount of tilt, or A.G.C. mistuning, present in any particular tuner. The practice in these Laboratories is to design and quote performance figures on the basis of a tilt of up to 2 dB for a gain reduction of ten times.

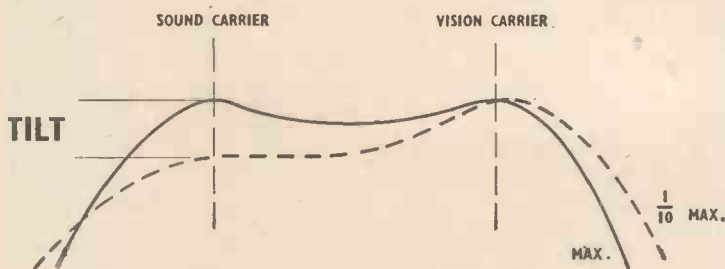


FIG. 1.

Effect of A.G.C. bias on overall tuner response curve

IMPROVED MIXER VALVE

A companion valve to the 30L15 has been designed to give higher conversion gain in the mixer stage of a television tuner. It has the same base connections as the 30C13 which it has superseded and is therefore specially suitable for printed circuit use but can also be used in a wired tuner to provide approximately 3.5 dB more gain than the 30C1.

The new valve will be described more fully in a later article on Aspects of Design.

NEW HIGH PERFORMANCE CASCODE AMPLIFIER

EDISWAN MAZDA 30L15.

The 30L15 is a V.H.F. twin triode specially designed for use as a cascode amplifier in television tuners where a high gain and good noise performance are required. The 30L15 will provide a gain improvement of 4 to 5 dB and a noise factor improvement of 2 dB as compared with the 30L1.

Heater Current (amps)	I_h	0.3
Heater Voltage (volts)	V_h	7.0

MAXIMUM DESIGN CENTRE RATINGS

Anode Dissipation, either section (watts)	$P_{a(max)}$	2.0
Cathode Current, per section (mA) ..	$I_{k(max)}$	16.0
Anode Voltage (volts)	$V_{a(max)}$	250
Negative Grid Voltage (volts)	$V_{g(max)}$	-50
Grid to Cathode Resistance, section 1 ($k\Omega$)	$R_{g'-k'(max)}$	500
Grid to Cathode Resistance, section 2 ($k\Omega$)	$R_{g''-k''(max)}$	22*
Effective Grid to Earth Resistance, section 2 ($k\Omega$)	$R_{g''-E(max)}$	150**

* Grid current bias.

** With potentiometer bias from anode supply.


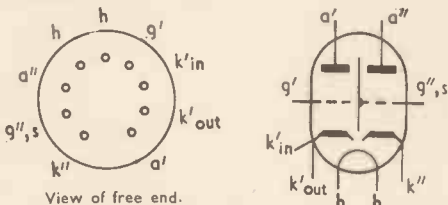
INTER-ELECTRODE CAPACITANCES (pF)†

Grid 1 to Anode 1	$C_{g'-a'}$	1.5
Anode 1 to Cathode 1, Heater, Shield ..	$C_{a'-k',h,s}$	1.9
Grid 1 to Cathode 1, Heater, Shield ..	$C_{g'-k',h,s}$	3.1
Anode 2 to Cathode 1, Heater, Shield ..	$C_{a''-k',h,s}$	3.6
Grid 1 to Anode 2	$C_{g'-a''}$	0.0058

† Inter-electrode capacity with holder capacity balanced out but with cylindrical screen can.

BASE:

NOVAL—B9A



MAXIMUM DIMENSIONS

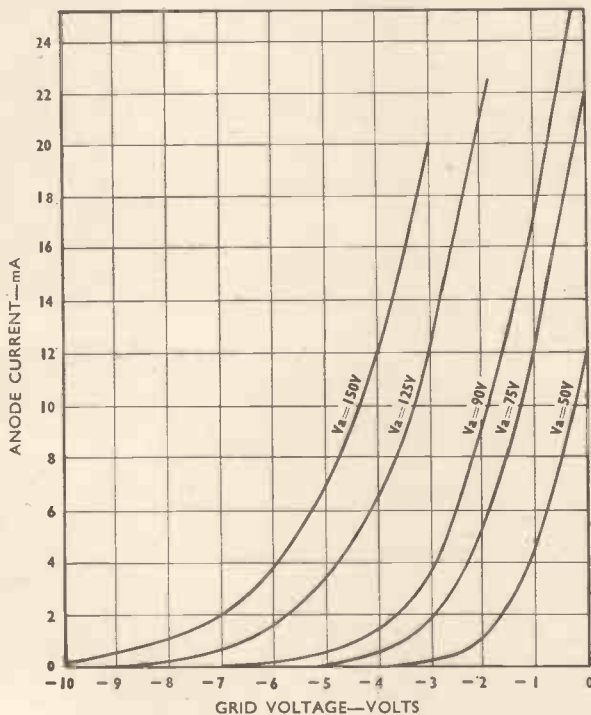
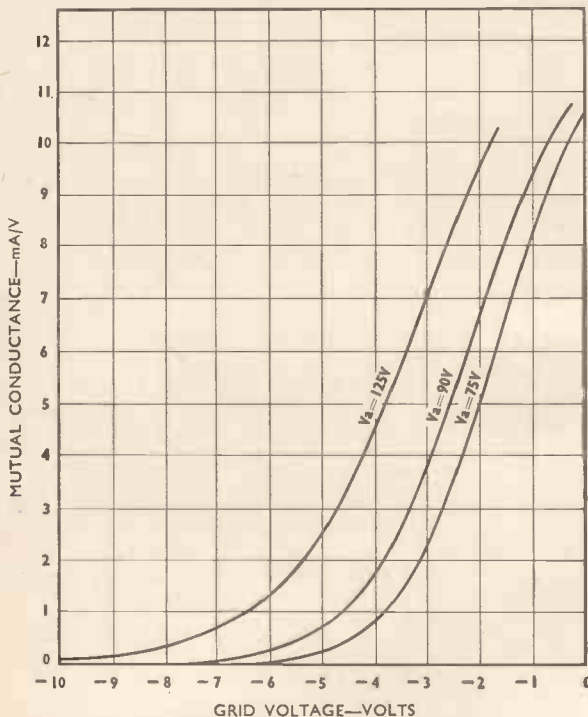
Overall Length (mm) 56	Seated Height (mm) 49—
Diameter (mm) 22.2	

TYPICAL CASCODE OPERATION

Conditions given for circuit with the second section using potentiometer bias from the anode supply, making $V_{g''-E} = 99$ V.

Anode supply voltage (volts)	$V_{a(b)}$	200
Anode decoupling resistor, section 2 ($k\Omega$) ..	$R_{a''}$	2.2
Anode current (mA)	I_a	15.3
Self bias resistor, section 1 (Ω)	$R_{g'}$	100
Mutual conductance, section 1 (mA/V)	g_{m1}	8.8
Combined mutual conductance (mA/V)		8.5
A.G.C. Voltage (volts) to give ΔI_a		
$\Delta V_g = 0.1$ mA/V	V_g	-7
Input capacity working (pF)	$C_{in(w)}$	6
Change in input capacity by biasing to cut-off (pF)	ΔC	1.2

Characteristic Curves of Ediswan Mazda Valve Type 30L15—each section



SIEMENS EDISON SWAN LIMITED An A.E.I. Company
 Technical Service Department, 155 Charing Cross Rd., London, W.C.2.
 Telephone: GERrard 8660. Telegrams: Sieswan, Westcent, London.

EDISWAN
 MAZDA

CRC/15/36



MARCONI

Telecommunications

The post and telegraph authorities of more than 80 countries use Marconi equipment

Electronics for Aviation

More than 50 Civil Airlines and 30 Air Forces use Marconi radio, radar and navigational aids

Television

18 countries rely on Marconi Television Transmitting or Studio Equipment

Broadcasting


80 countries rely on Marconi broadcasting equipment

Radar


29 countries use Marconi Radar

MARCONI

COMPLETE SYSTEM PLANNERS



... apart from being tough,
 the large-signal gain is
 maintained to high currents, giving
Low Output Distortion,
 and low thermal resistance allows
High Output Powers



Audio Transistors

LOW NOISE	LOW POWER †			MEDIUM POWER †		
Maximum noise factor 5 db ($f=1$ kc/s, $R_s=500\Omega$, $V_{ce}=-2V$, $I_e=0.5$ mA.)	Maximum Dissipation at 45°C—200 mW at 55°C—150 mW			Maximum Dissipation at 45°C—800 mW at 55°C—600 mW (with 3" x 3" cooling fin)		
MAXIMUM CURRENT 250 mA	MAXIMUM CURRENT 250 mA			MAXIMUM CURRENT 350 mA		
GET 106	GET 114	GET 103	GET 104	GET 115	GET 116	GET 105
V_{ce} max (volts)	15	30*	30	15	30*	40*

Further details of these and other semiconductor devices manufactured by the G.E.C. are obtainable from the Semiconductor Division.


Read "Transistor Audio Frequency Amplifiers", written by the staff of G.E.C. Research Laboratories, published by Niffe & Sons Ltd. Price 21/-

* $R_e/R_b > 0.03$ † Also supplied in matched pairs

G.E.C. Semiconductor Division, School St., Hazel Grove, Stockport, Cheshire. Tel: Stepping Hill 3811 or for London Area ring Temple Bar 8000, Extension 10

PLESSEY CUTS COST OF RADIO TELEPRINTER OPERATION.

New PVR.500 Fixed Station Dual Diversity Radio Teleprinter Receiving Terminal for H.F. 2-30 Mc/s.



The low initial cost and relatively simple installation of the Plessey PVR.500 Terminal makes possible Radio Teleprinter links where previously they would have been uneconomical. Designed in collaboration with International Aeradio Ltd., the equipment is particularly suitable for regional point-to-point communication and meteorological broadcast at airports, also for Press Agency and similar work. Some of its many outstanding features are detailed below.

A comprehensive brochure is available on request. Please ask for Plessey Publication No. 168.

FEATURES:

Built-in metering arrangements provide for checking, setting up and monitoring of all important circuit functions. Direct operation of up to 3 Teleprinters; no keying relays are used, thus ensuring maximum reliability and freedom from radio interference. Five separate channels are pre-set and crystal controlled. Channel selection can be

effected by the operation of one switch, while provision of crystal trimmers ensures that the frequency is exact.

The channel selector switch can be motor driven from the rear of the pre-selector unit, thus permitting remote control. Full remote control facilities are available.

F.S.K. Transmissions of differing

shifts of 150-1200 c/s are catered for by Wide Band Discriminators. Narrow Band input Filters, plus Discriminators, ensure true F.M. detection with increase in signal to noise ratio.

Rapid diversity switch action on small signal differential over side range of inputs. Complete suppression of weaker diversity signal.

Plessey

ELECTRONIC AND EQUIPMENT GROUP

THE PLESSEY COMPANY LIMITED · ILFORD · ESSEX · TEL: ILFORD 3040

Overseas Sales Organisation: Plessey International Limited · Ilford · Essex · England · Telephone: Ilford 3040

Emitape



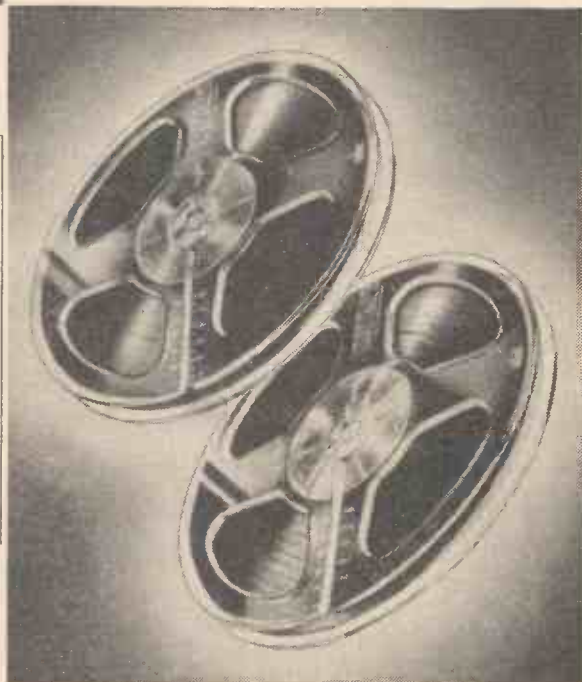
**the magnetic recording
tape with the highest
technical standards**

- * High sensitivity
- * Low noise level
- * Low 'print through' factor
- * Anti-static
- * Freedom from curl
and stretch

"88" GENERAL
PURPOSE

"99" LONG
PLAY

Type No.	Title	Size	Length approx.	Price in EMICASE	Price without EMICASE
88/3	"Message"	3" dia.	175'	—	7 6
99/3		3" dia.	250'	—	9 6
88/3N		3½" dia.	175'	—	7 6
99/3N		3½" dia.	250'	—	9 6
88/6	"Junior"	5" dia.	600'	£1 3 6	£1 1 0
99/9		5" dia.	850'	£1 10 6	£1 8 0
88/9	"Continental"	5½" dia.	850'	£1 10 6	£1 8 0
99/12		5½" dia.	1200'	£1 17 6	£1 15 0
88/12	"Standard"	7" dia.	1200'	£1 17 6	£1 15 0
99/18		7" dia.	1800'	£2 12 6	£2 10 0
88/18		"Professional"	8½" dia.	1750'	—
99/24	8½" dia.		2400'	—	£3 12 6



Emicase

now available *separately!*

the polystyrene container that solves tape storage problems, protects spools from dust and allows easy identification of leader tapes.



7" - 4s. 0d; 5½" - 3s. 6d; 5" - 3s. 6d.

E.M.I. SALES & SERVICE LTD
(Recording Materials Division)

HAYES · MIDDLESEX
Tel: SOUTHALL 2468

Vortexion quality equipment



Model W.V.B.

Our specialised MONITOR HEAD MODEL W.V.B. has an additional head and amplifier which enables this recorder to perform a number of useful functions. The most important of these is to monitor the recorded tape a fraction of a second after it is made, and if necessary compare it by throwing a switch, with the signal before it is recorded. This allows the recording engineer to make certain that he has made a first class recording before the artists leave the studio, without the necessity of waiting while another run through is made.

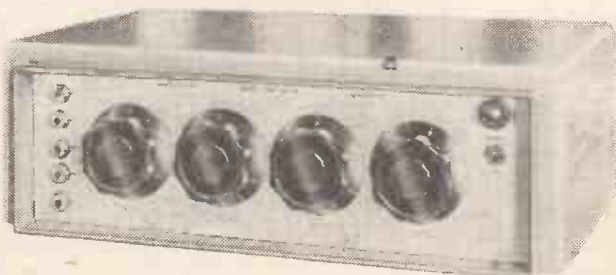
Additional items may be recorded one on top of another while listening to the first, since a switch is provided for the erase, and the bias, which also acts as a partial erase, can be lowered slightly, and its new value checked on the meter. In a similar manner, the original signal may be fed back and recorded, resulting in an echo, the time constant of which is controlled by the speed of the tape and the distance apart of the heads.

VORTEXION RECORDERS use a synchronous capstan motor to ensure accurate recording and play back speed.

FOUR CHANNEL ELECTRONIC MIXER

This is a studio quality electronic mixer suitable for any climate. The controls are hermetically sealed, and great care and selection of components to make certain reliable low noise operation, and individual screens prevent break through. The built-in power transformer is screened and potted, and all the microphone transformers are individually potted in selected heavy gauge mu-metal boxes. Front or rear inputs and outputs may be obtained to order. The normal output is .5 volt.

The 3-CHANNEL MIXER and PEAK PROGRAMME METER is similar to the above but has the additional meter fitted calibrated in 2 db steps from -20 db to +12 relative to i.m.w.—600 ohm. The meter is fed by the full P.P.M. 1 second time delay circuit which includes a stabiliser valve, to ensure accurate gain and calibration. The standard



output is screened primary and i.m.w.—600 ohm balanced or unbalanced by switch. Inputs and outputs may be at the front or rear, and rack panel mounting is available at the same price.

Many years of steady development have enabled us to still further improve the Vortexion W.V.A. and W.V.B. recorders.

All components which could contribute to noise or reliability are carefully measured and selected individually before incorporation, resulting in an exceedingly low background noise and distortion with frequency response within ± 1.5 db 50-10,000 c/s and ± 3 db 40-12,000 c/s at $7\frac{1}{2}$ per second.

★ The meter fitted for reading signal level will also read bias voltage to enable a level response to be obtained under all circumstances. A control is provided for bias adjustment to compensate low mains or ageing valves.

★ A lower bias lifts the treble response and increases distortion. A high bias attenuates the treble and reduces distortion. The normal setting is inscribed for each instrument.

★ The distortion of the recording amplifier under recording conditions is too low to be accurately measured and is negligible.

★ A heavy mu-metal shielded microphone transformer is built in for 15-30 ohms balanced and screened line, and requires only 7 micro-volts approximately to fully load. This is equivalent to 20ft. from a ribbon microphone and the cable may be extended 440 yds. without appreciable loss.

★ The 0.5 megohm input is fully loaded by 18 millivolts and is suitable for crystal P.U.s, microphone or radio inputs.

★ A power plug is provided for a radio feeder unit, etc., Variable bass and treble controls are fitted for control of the play back signal.

★ The power output is 4 watts heavily damped by negative feedback and an oval internal speaker is built in for monitoring purposes.

★ The play back amplifier may be used as a microphone or gramophone amplifier separately or whilst recording is being made.

★ The unit may be left running on record or play back, even with 1,750ft. reels, with the lid closed.

Full details and prices of the above on request

VORTEXION LIMITED, 257-263 The Broadway, Wimbledon, London, S.W.19

Telephones: LIBerty 2814 and 6242-3

Telegrams: "Vortexion, Wimble. London."



Thinking about an oscillograph?

Consider Model 1065

Designed for a wide variety of laboratory applications, it has a very interesting specification including:
Y amplifier of sensitivity 250 mV/cm with a bandwidth of d.c. to 20 Mc/s and rise-time better than 40 μ sec;
X amplifier: time measurement by calibrated shift and internal oscillator for timing marks; voltage measurement by calibrated shift; probe providing an input impedance of 1.5 M Ω 12 pF. We shall be pleased to send you full data on this and other equipment in the Cossor range.

An export model (1065X) is also available.

Write for information to :



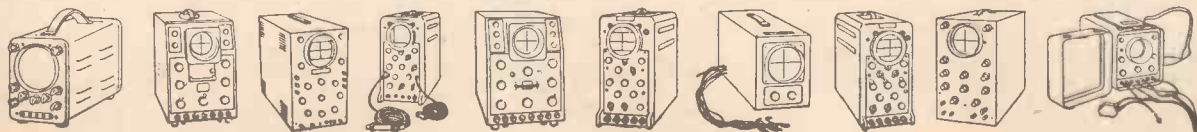
If you are experienced in the design of high quality instruments, our Technical Director would be glad to hear from you.

COSSOR INSTRUMENTS LIMITED

The Instrument Company of the Cossor Group

COSSOR HOUSE, Highbury Grove, London, N.5

Telephone: CANonbury 1234 (33 lines). Telegrams: Cossor, Norphone, London. Cables: Cossor, London. Codes: Bentley's Second.



Is your amplifier good enough for broadcasting and recording ?

State here

yes

or

no


If NO we will send you full particulars of our amplifiers.

If YES we will make sure we have your name on our mailing list for details of our new stereo amplifiers and future products.

NAME

ADDRESS

..... WWJ/3/59



Leak amplifiers were the first in the world to be marketed with a distortion content as low as 0.1%, a claim received with incredulity in 1945 but which was subsequently confirmed by the National Physical Laboratory and has since become an accepted world-wide standard.

LEAK amplifiers are the choice of professional engineers such as the B.B.C. (over 500 delivered), the South African Broadcasting Corporation (600), ITV and many other Commonwealth and overseas broadcasting and TV systems, who use them for transmitting and/or monitoring (quality checking) the broadcasts to which you listen.

Also many of the gramophone records you buy are cut via LEAK amplifiers. This acceptance by professional audio engineers has led to a demand for Leak equipment from music-lovers throughout the world.

From long experience and by extreme attention to design details during development work on the pre-production models, we enable our craftsmen to achieve a high output per man-hour. The labour costs thus saved offset the increased costs incurred for high-grade materials, components and finishes, and this, together with quantity production (made possible only by a world-wide market), explains how quality products may be sold at reasonable prices.

LEAK

The First Name
in High Fidelity

H. J. LEAK & CO. LTD., BRUNEL ROAD,
WESTWAY FACTORY ESTATE,
LONDON W.3. ENGLAND.

Telegrams : Sinusoidal, Ealux, London
Telephone : SHEpherds Bush 1173/4/5 Cables : Sinusoidal, London


Ask your dealer for a demonstration of LEAK equipment including the NEW POINT ONE STEREO pre-amplifier and STEREO 20 power amplifier.

NEW NEW

Type AFS.11

FREQUENCY SHIFT CONVERTER

with an interesting
letter of introduction!



by **Redifon**

The AFS.11 is a dual diversity unit for use with 2-receiver space diversity systems working with the suppression of the weaker channel. It provides solid copy of signals which are 14 db below noise level. Primarily intended for space diversity operation, the AFS.11 can also be supplied for frequency diversity operation.

INPUT IMPEDANCE: 600 ohms, balanced
INPUT LEVEL: -40 to +10 dbm.
INPUT FREQUENCIES (Space Diversity)
MARK: 2975 c/s
SPACE: Tunable from 1957 c/s to 2875 c/s
(100 to 1000 c/s shift)

LIMITER RECOVERY TIME: Negligible
for a 40 dB differential between Mark and Space

KEYING SPEED: 800 bauds maximum,
dependent on shift

OUTPUT: Adjustable from 45 to 75 mA
into 2000 ohms, floating (self-contained)
teleprinter supply.

POWER SUPPLY: 100-125 and 200-250
volts, 50/60 c/s

MOUNTING: Standard 19 ins. rack

**DUAL OR
NON-DIVERSITY
RECEPTION**

**OPERATES ON
SIGNALS BELOW
NOISE LEVEL**

**SHIFT ADJUSTABLE
FROM 100 to 1000 c/s**

**SELF-CONTAINED
ISOLATED D.C.
TELEPRINTER SUPPLY**

**VISUAL AND AURAL
MONITORING**

UNITED PRESS ASSOCIATIONS OF AMERICA

UNITED PRESS INTERNATIONAL
MONITORING STATION,
BICKLEY, KENT

September 18th, 1958.

Dear Sir,

The AFS.11 Converter performed admirably and at no time during the tests did it fail to produce readable "copy" when the signal was acceptable to the best of our other converters, and—what is important—it printed longer on deteriorating signals on several occasions. I am pleased to be able to report that this converter seems to be ideally designed to use for frequency shift reception, and that it requires minimum adjustment once a circuit has been "set-up."

Yours faithfully,


T. F. Wyatt,
Bickley Monitoring Station.

REDIFON LTD Communications Sales Division, Broomhill Road, Wandsworth, London S.W.18 Tel: VANdyke 7281

A Manufacturing Company in the Redifusion Group

The **Redifon** Type R.151

**A very
high quality,
economical
Frequency
Shift Receiver**



This receiver is designed primarily for point-to-point frequency shift reception. Its high stability, sensitivity and rapid choice of frequencies make it ideal for unattended operation. Any one of six crystal controlled pre-set frequencies anywhere in the range may be switched into operation immediately. Available in three basic assemblies: a high sensitivity and high stability communications receiver, a dual space-diversity receiver, or a complete frequency shift receiving terminal incorporating the Redifon AFS.11 or AFS.12 converters.

FREQUENCY RANGE:

2-27.5 Mc/s in five bands: (A) 2-3.65 Mc/s. (B) 3.65-6.5 Mc/s. (C) 6.5-11.4 Mc/s. (D) 11.4-18.5 Mc/s. (E) 18.5-27.5 Mc/s.

SENSITIVITY:

1/μV for 20 dB signal/noise ratio.

SELECTIVITY:

Two positions; 1.5 and 6.0 kc/s at 6dB.

INTERMEDIATE FREQUENCIES:

1st I.F = 1500kc/s. 2nd I.F = 110 kc/s

A.G.C.:

Less than 5 dB change in output for 100 dB change in input.

AUDIO OUTPUT:

1 W at 3 ohms and 50 mW at 600 ohms

POWER SUPPLY:

100 - 125 and 200 - 250 volts, 50/60 c/s.

MOUNTING:

Standard 19 ins. rack

- **HIGH STABILITY FOR LONG TERM UNATTENDED OPERATION**
- **SIX PRE-SET CRYSTAL CONTROLLED FREQUENCIES**
- **DUAL SPACE OR NON-DIVERSITY RECEPTION**
- **ALL FREQUENCY DETERMINING CIRCUITS OVENED**
- **A.F. MUTING AND CHANNEL INDICATION**

NOW—a miniature microphone that's 'MADE IN G.T. BRITAIN'

BESSON BALANCED ARMATURE MICROPHONE Type LE

This Microphone incorporates the design and manufacturing skill that is characteristic of all Besson micro-components. And the financial advantages over imported microphones are obvious.

The Type LE Microphone is designed to operate with transistor amplifiers and will match into the average transistor which may have a resistance of 1,500–3,000 ohms. The microphone impedance is 3,000 ohms measured at 1,000 cycles and the resistance is 360 ohms. It is made to operate within a temperature range of 20 to 115°F, but can be specially treated to operate at much higher temperatures if required.

It is ideal for hearing aids, dictating machines, tape recorders, lapel microphones, walkie-talkie sets, etc.

Send for technical leaflets to the **SOLE SELLING AGENTS**:



ST. HELEN'S AUCKLAND, CO. DURHAM

Phone: West Auckland 551/5 Grams: Solenoid, West Auckland
Birmingham Office: 7 Newhall Street, Birmingham 3
Phone: Central 3901

Manufactured by:

A. P. BESSON & PARTNER LTD., St. Josephs Close Hove 4, Sussex.



Photograph showing actual size

BESSON MOVING COIL RELAY Type SB2

This robustly made relay will stand up to the wear and tear of industrial use. The powerful coil movement gives a high contact pressure and the contacts themselves can be adjusted from outside over the whole scale.



WALMORE ELECTRONICS LIMITED

PHOENIX HOUSE, 19/23 OXFORD STREET
LONDON, W.1

Telephone ; GERRard 0522 Cables : Valvexpor
For immediate response Telex London 8752

EXPORTERS OF RADIO, TELEVISION AND
INDUSTRIAL TUBES, HAVE PLEASURE IN
INTRODUCING THEIR BRAND



AND INVITE ENQUIRIES FROM BUYING
AND CONFIRMING HOUSES EXCLUSIVELY
FOR EXPORT

SUPPLIERS OF RADIO COMPONENTS
ELECTROLYTICS, AND CATHODE RAY
TUBES

STABILIZE YOUR AC MAINS with the finest equipment, at a fraction of the normal cost:—
**FERRANTI 7½-KVA MOVING COIL
AUTOMATIC VOLTAGE REGULATORS**

Any stabilized output voltage in the range 200-250 v. can be selected by plug-board tappings. The selected output voltage is automatically maintained constant within $\pm\frac{1}{2}\%$, at all loads 0 to 30/37½ amps., when the supply voltage is varying over the range +8% to -12%

- Frequency compensated 45-55 and 54-66 c/s.
- Excellent output wave-form.
- Can also be used as a variable transformer.
- **Unused.** Complete with spares and instruction book.

P. B. CRAWSHAY

94 Pixmore Way, Letchworth, Herts. 'Phone 1851

TRANSFORMERS

COILS LARGE OR SMALL QUANTITIES

CHOKES TRADE ENQUIRIES WELCOMED

SPECIALISTS IN

FINE WIRE WINDINGS

MINIATURE TRANSFORMERS, PICK-UP,
CLOCK AND INSTRUMENT COILS, ETC.

VACUUM IMPREGNATION TO APPROVED STANDARDS

ELECTRO-WINDS LTD.

CONTRACTORS TO G.P.O., M.O.S., L.E.B., ETC.

123-5-7 PARCHMORE ROAD, THORNTON HEATH, SURREY
LIVINGSTONE 2261 EST. 1933



You can now specify S.T.C. Transistors for Entertainment and Industrial Applications

ENTERTAINMENT TYPES

- (a) TS.7 TS.8small signal amplifiers and frequency changers
- (b) TS.9 TS.17higher power amplifiers up to several hundred milliwatts
- (c) TS.13 TS.14low frequency applications

INDUSTRIAL TYPES

- (a) TK.23Alow frequency telephone and telegraph carrier systems
- (b) TK.20Bswitching circuits (computers)
- TK.25Bswitching circuits 8 Mc/s and above
- (c) TK.21B TK.24B
TK.26B TK.27B ...switching circuits and/or small signal amplification
- (d) TK.40Aamplifier and oscillator. Audio frequencies for power of several hundred milliwatts

First in Europe to produce transistors, S.T.C. are now making available to industry a range previously only used in their own equipment. Their long experience of components manufacture coupled with the latest production techniques has resulted in yet another high-quality product.


Send for literature on the available types.



Standard Telephones and Cables Limited

Registered Office: Connaught House, Aldwych, London, W.C.2

TRANSISTOR DIVISION: FOOTSCRAY · SIDCUP · KENT



QUICK, EFFICIENT UP-TO-DATE COMPONENT SERVICE!



Can Be Built For **47/6**

TWO-TRANSISTOR POCKET SET
BUILD THE "SKY PIXIE" VEST-POCKET TWO-TRANSISTOR PLUS DIODE RADIO which gives a superb performance and is highly sensitive. Size only 4 1/2 in. x 3 1/2 in. x 1 in., weight under 7 oz.—yet sensitive—covers all medium waves, incl. Luxembourg, it is a **THREE-STAGE** receiver covering all medium waves, working entirely off a tiny "pen-light" battery. Every part tested before despatch! **SPECIAL STEP-BY-STEP-PLANS FOR ABSOLUTE BEGINNERS.** Total building cost including case, transistors, etc.—everything down to the last nut and bolt—**ONLY 47/6** with plans. Postage, etc. 2/- C.O.D. 2/- extra. (Parts sold separately. Priced parts list and plans 1/6.) **RUSH YOUR ORDER TODAY!**

POCKET VALVE RADIO
 Anyone Can Build This Beautiful Precision Pocket Radio. No knowledge whatever needed, our Simple, Pictorial Plans take you step by step. You can't go wrong. Remarkably sensitive—covers all medium waves, incl. Luxembourg, Home, Light. Size only 2 1/2 in. x 3 in. x 5 1/2 in. Not a Toy! But a Real Valve Radio! With Detachable Rod Aerial. IDEAL FOR BEDROOM, GARDEN, etc. We can supply all the parts necessary, including Case, Screws. Easy Step-by-Step Plans—for the Special Price of 37/6. Personal phone 4/8 Batteries extra—obtainable anywhere. (Plus 2/6 post, etc.) **BUILD YOURS NOW!** (All parts sold separately.) Priced parts list, etc., 1/9.—Send Today! C.O.D. 2/- extra. Money refunded if parts returned intact within 7 days.

Can Be Built For **37/6**



RECORD CHANGER AND PLAYER BARGAINS!

B.S.R. MONARCH, 4-speed, mixer auto-changer unit, model UA8. Fully complete with crystal pick-up, etc. Brand new—limited stocks only. **GIFT 29/19/6.** (Plus post and packing 5/-) **LATEST "COLLARO"** 4-speed auto-changer with Hi-Fi pick-up. Complete in maker's sealed cartons. **BARGAIN 27/19/6.** (Plus post and packing 4/6) **"COLLARO" JUNIOR**, 4-speed, single player, with crystal pickup, using HGF59 cartridge. **OUR PRICE 92/6.** (Plus 4/- post and packing.)

Choice of beautiful walnut veneered cabinet or ivory or brown bakelite. This is the lowest possible price consistent with high quality. No radio knowledge whatever needed... can be built by anyone in 2-3 hours, using our very simple easy-to-follow diagrams. The terrific new circuit of the "OCEAN-HOPPER" covers all medium and long waves, has razor-edge selectivity and exceptionally good tone. Price also includes ready drilled and punched chassis set of simple easy-to-follow plans—in fact, everything! Parts tested before despatch. Use standard octal-base valves. For A.C. mains 200-250 volts (low running costs—approximately 18 watts). Size 12 1/2 in. x 6 in. x 5 in. Build this long-range powerful midrange NOW. **TOTAL BUILDING COST INCLUDING PLANS, ETC. 25/7/6.** (P-st and packing 3/6). Parts sold separately. Priced parts list and plans 1/9. C.O.D. 2/- EXTRA.

Can Be Built For **107/6**



COMPONENT BARGAINS:

Red-Spot Transistors, tested, 8/6.
 White-Spot Transistors, tested, 15/-.
 Also all Mullard and standard types stocked.
 Moving Coil P.M. Speakers. 2 1/2 in. 17/6;
 3 1/2 in. 19/6; 5 in. 17/6; 8 in. 19/6.

ALL TYPES OF COMPONENTS STOCKED AT COMPETITIVE PRICES

PRINTED CIRCUIT POCKET SET

BUILD THIS 3 TRANSISTOR POCKET RADIO... PRINTED CIRCUIT VERSION! The "Companion" is comparable in sensitivity to a three-valve battery set, it is exceptionally small in size (4 1/2 in. x 3 in. x 1 1/4 in.) and is a self-contained pocket radio that does not need aerial or earth. It has built-in speaker and covers medium and long waves. This unique little set **CAN BE BUILT FOR ONLY 97/6.** **EVERYTHING INCLUDED!** (Plus post and packing 2/6.) All parts sold separately. Price list, etc., 6d.

PRINTED CIRCUIT POCKET SUPERHET

BUILD THIS PROFESSIONAL-LOOKING, FIRST-CLASS 6-TRANSISTOR POCKET SUPERHET. Size only 5 1/2 in. x 3 1/2 in. x 1 1/2 in. Beautiful red and cream plastic case with engraved dial. Set weighs only 20 oz. with batteries! Covers medium and long waves. Works off two No. 8 batteries. The second I.F. Stage is reflexed to give additional audio gain. In-built ferrite rod aerial and 2 1/2 in. P.M. speaker. This is probably the best yet of its kind—it is simple to build and really sensitive. **ALL COMPONENTS INCLUDING CABINET, PRINTED CIRCUIT, TRANSISTORS—IN FACT EVERYTHING CAN BE SUPPLIED FOR £11/15/-.** (Plus post and packing 2/6.) (All parts sold separately. Price list, circuit, etc., 9d.)

CONCORD ELECTRONICS

(DEPT. WWE.)

69 PRESTON STREET, BRIGHTON, 1

The Best Manufacturers use Grey & Marten 'Amalgam' solder

Grey & Marten make solders specifically for the Radio, Television and Electronic industries.

Amalgam 'Resinact' Cored Solder with specially activated resin flux, to specification DTD 599, and B.S.441.

Amalgam P.C. Alloys for dip-tinning printed circuits (free service for checking analyses of metal in customers' baths).

Amalgam Fusible Alloys, made in all forms, for all uses. Fully approved A.I.D., C.I.A., G.P.O., I.R.C.S.C. and M.O.S.



GREY & MARTEN LIMITED

City Lead Works, Southwark Bridge, London, S.E.1. Tel: HOP 0414 and at Birmingham, Manchester and Ipswich

POLYTHENE

Substantial quantities of Tape for sale—Natural and Ivory—Thicknesses 0.010" (0.25mm.) to 0.060" (1.5mm.) Continuous length reels in widths of 1/2" to 3 1/2".

AMPLEX APPLIANCES (KENT) LTD.

19 DARTMOUTH ROAD, HAYES, BROMLEY, KENT (RAVensbourne 5531)

All export enquiries to

ANGLO NETHERLAND TECHNICAL EXCHANGE LTD., 3, TOWER HILL, LONDON, E.C.3.

A. C. SOLENOID type SAM/T

Increased Performance
 Continuous 14 ozs. at 3/4"
 Instantaneous to 5 1/2 lbs.
 Same dimensions as Type SA.



Larger and smaller sizes available. Greatly increased discounts for quantities. Also Transformers to 7kVA 3 Phase

R. A. WEBBER LTD.

18, FOREST ROAD, KINGSWOOD, BRISTOL. Phone: 67-4065

RADIO BULLS VALVES
246 HIGH ST. HARLESDEAN W.10

SALE OF 10,000 CONDENSERS

all Types electrolytic, etc. 12/6 per dozen
Our assorted selection. Post 1/-.

AVO All wave OSCILLATOR £12 Bargain

VALVE HOLDERS
Our assorted selection. doz. 3/-

PIFCO
All-in-one Radiometer A.C./D.C.
★ **CIRCUIT TEST.**
★ **L.T. and H.T. TESTS.**
★ **m.A. TEST.**
★ **VALVE TEST.**
Continuity and Resistance Tests. Complete with Test Leads.
Post 1/-.
Guaranteed. **32/6**



Chassis Cutters with Keys



The easiest and quickest way of cutting holes in sheet metal. The cutter consists of three parts: a die, a punch and an Allen

screw. The operation is quite simple. Prices incl. key: Size 1/4 and 1/2 in., 13/9; 3/8 in., 14/9; 1 in., 1 1/2 in., 1 3/4 in., 17/6; 1 3/4 in., 22/-; 2 3/32 in., 35/9; 2 1/2 in., 40/9; 1 in. sq. hole, 27/- Post 1/-.

All prices are with keys

DEMOBBED VALVES MANUAL 2/6

Giving equivalents of British and American Service and Cross Reference of Commercial Types with an Appendix of B.V.A. Equivalents and Comprehensive Price List. We have still some Valves left at very old Budget Rates (33 1/3%) which are actually sold at the old price (1951). Also ready our new comprehensive B.V.A. list. Colour code indicators. Sale price 1/3.

PIFCO Illuminating Soldering Iron



Designed and constructed with a complete understanding of the technical need for making a perfect soldering job in the quickest time. The Pifco Soldering Iron incorporates in its red plastic handle a 6.3 volt lamp directing a beam of light directly on to the soldering point, enabling easy manipulation in the darkest and most difficult places. The lamp also acts as a safety eye ensuring the iron is not left on unintentionally. The bit is 3/16 in. diameter and of the pencil type, acknowledged as the most valuable for all general purposes. Chrome plated trivet allows the hot iron to stand on the table or may be used as a hanger. Element 35 watts. Six feet grey 3-core flex fitted. Length 10 inches. For 200/250 volts A.C./D.C. Complete **22/6**

TRANSISTORWISE



"RECO" MIDDY ONE
MEDIUM AND LONG WAVES OR MEDIUM AND SHORT WAVES
(Size 4 1/2 in. x 3 1/2 in. x 1 1/2 in.)

- ★ Two stage receiver
- ★ Sensitivity control
- ★ Ferrite rod aerial
- ★ Medium and Long Waves
- ★ Sonotone miniature earphone
- ★ Drilled case. Complete kit with 1.5 volt pencil 37/6, p.p. 2/-.

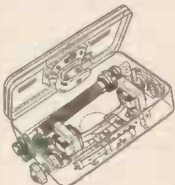
"RECO" MIDDY THREE (MEDIUM AND LONG)

- ★ Regeneration control
- ★ Ferrite rod aerial
- ★ Medium and Long Waves
- ★ Sonotone miniature earphone
- ★ Red/yell. and 2 Green/yell. hermetically sealed high gain transistors. Complete kit with 1.5 volt pencil 72/-, p.p. 2/3.



"RECO" SUPER SPECIAL
(Size 6 1/2 in. x 4 1/2 in. x 1 1/2 in.)

- ★ Medium, Long and Two Short Wavebands
- ★ Improved high gain ferrite rod aerial
- ★ Three high gain transistors
- ★ Sonotone Miniature Earphone or Balanced Armature Reproducer, complete kit with 1.5 volt pencil 75/-, p.p. 2/6.



"RECO" PUSH-PULL FOUR
(Size 6 1/2 in. x 4 1/2 in. x 1 1/2 in.)

- As above but with push-pull output stage and 2 1/2 in. loudspeaker. Complete kit with 4 pen. batteries 99/6, p.p. 2/6.



"RECO" TRANSGEN THREE
(Size 6 1/2 in. x 4 1/2 in. x 1 1/2 in.)

- ★ Ferrite rod aerial
- ★ Medium and Long Waves (200 to 500 metres and 1,000 to 2,000 metres).
- ★ Regeneration control. On test this receiver has proved really portable. Complete with choice of Sonotone miniature earpiece or Balanced armature reproducer and 1.5 volt battery 75/-, p.p. 2/6.

"RECO" Super Transigen Four Transistor Kit
As above but with 2 1/2 in. speaker and class A output stage 99/6, p.p. 2/6. Parts price list, wiring diagrams and circuits 1/3 each.

RADIO EXCHANGE CO.

27a Harpur Street, Bedford

'Phone: Bedford 2367

AUTOMAT RECTIFIERS
High-Stability
TRANSFORMERS • D.C. EQUIPMENT

Specially designed to your requirements
SPEEDY DELIVERIES

Send now for your copy of Technical Bulletin 58/1

MANCHESTER

SWINTON

MOORSIDE

MANCHESTER

SWINTON

MANCHESTER

Issued by Northworks Ltd.

**NEW
WHIP AERIAL**

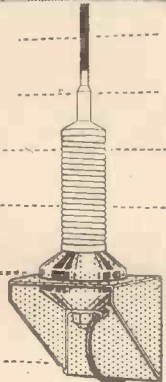
by

Redifon

Type A4492



RUGGED · RELIABLE



An 18 ft. aerial using copper coated high tensile steel 3 ft. sections, screwed and spiggoted for additional strength. It is mounted on a base insulator incorporating a robust double helical spring. Designed primarily for heavy duty mobile applications, for either military or civil use over the roughest country. As a portable aerial, extra sections can be added with suitable guys.

REDIFON LIMITED Communications Sales Division
Broomhill Road, London S.W.18. Tel: VANdyke 7281
A Manufacturing Company in the Rediffusion Group

**THE
E.M.I. COLLEGE
OF ELECTRONICS**

10 PEMBRIDGE SQUARE, W.2

Propose to commence a further One Year Course in Radio and Television on 14th April 1959. After 29th July 1959 the E.M.I. College of Electronics will cease to exist and students will be accepted by the Pembridge College of Electronics, 34a Hereford Road, W.2. Same staff, equipment and syllabus, will be used by both colleges.

Details and enrolment forms may be obtained from—

The Registrar, Dept. No. 127,

10 PEMBRIDGE SQUARE

LONDON W.2

1A/66

SAMSON'S SURPLUS STORES LTD.

OFFERS THE CHEAPEST CHARGER ON THE MARKET

**THAT GIVES THESE
SPECIFICATIONS.**



**S.T.C.
BATTERY CHARGER
TYPE ZB 10234**

A.C. input 100-260 volts, 45-65 c/s. D.C. output 24 volts 10 amps. at max. ambient temperature of 131°F., but guaranteed max. output of 20 amps. All components are rated by manufacturers at this current. The charger is fitted with 20 amp. fuses on the D.C. output, 10 amp. fuses on the A.C. input. 2 1/2 in. 0-20 M.C. D.C. ammeter. On/off full

charge/trickle charge switch. Heavy duty output terminals and mains neon indicator lamp. Behind control panel are mounted full charge ballast and trickle charge resistances.

These units are designed to charge all 24 volt lead-acid battery combinations. That is two 12 volt or four 6 volt batteries in series at a 20 amp. max. rate. Can also be used for trickle charging 24 volt batteries at 125, 350 and 700 m.a.; are ideal for the electronic industry, research laboratories, schools etc., as a general purpose L.T. supply unit. Supplied brand new at a fraction of maker's price.

Size: 2ft. x 1ft. 3 1/2 in. x 2ft. 8 in. **£22-10-0** Ex warehouse.
Weight: 14 1/2 lbs.

We proudly state this is the finest ex Govt. purchase on the market today. If further technical details are required, Instruction Book will be forwarded against a deposit of £1. Export enquiries are welcomed. We have a limited number of these units ready packed in original transit cases at a small extra charge.

169/171 Edgware Road, London, W.2.

PAD 7851

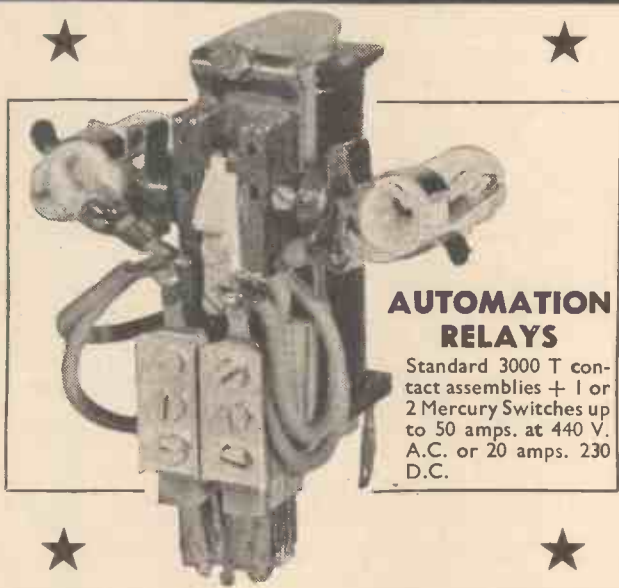
Open all day Saturday.

AMB 5125

DEPENDABLE RELAY CO. LTD.

8A AINGER RD., CAMDEN TOWN, LONDON, N.W.3. PR1mrose 8161
Head office, 12a Tottenham Street, W.1

Have you
a Relay
problem?



AUTOMATION RELAYS

Standard 3000 T contact assemblies + 1 or 2 Mercury Switches up to 50 amps. at 440 V. A.C. or 20 amps. 230 D.C.

TRANSISTOR RELAYS

PACKAGED UNITS ready to connect to any A.C. Mains. Fitted 2 C/O. 5 amp. and screw-type terminal outlets. Sensitivity 300 micro amps. and 3 micro amps.

HUNDREDS OF USES including:—

- OVEN CONTROL
 - CONTACT THERMOMETERS
 - BRIDGE CIRCUITS
 - PHOTO-ELECTRIC CELLS
 - LIQUID CONTROL
- etc. etc.

P.O. TYPE 3000 & 600 RELAYS

Manufactured to your specification to Post Office or Interservice standards.

Don't be
behearted or downwildered!



WEBB'S Radio

STEREOPHONIC SOUND

A visit to our demonstration room will convince you that STEREO can and does enhance reproduction. Do call and hear for yourself the enthralling experience of good quality plus stereo. But, we warn you, the best monaural reproduction will sound dull and uninspiring in comparison!



... you'll always find

the best at



14 Soho Street, Oxford Street, London, W.1.

Telephone: GER 2089

9 a.m. to 5.30 p.m. (7 p.m. Thursdays) 9 a.m. to 1 p.m. Saturdays.

Make your choice—at ease and in comfort—in our demonstration room. Instant comparison of...

AMPLIFIERS by

ACOUSTICAL
ARMSTRONG
LEAK
ROGERS

SPEAKERS by

GOODMANS
TANNOY
W.B.
WESTREX
WHARFEDALE

PICKUPS & MOTORS by

CONNOISSEUR
DECCA
EXPERT
GARRARD
LEAK
TANNOY

You'll find everybody at Webb's to be cheerful and helpful, whatever your problem. Our experience and technical knowledge will make your selection easier and save your money.

S.C.R. 399 WHOLE INSTALLATION

INCLUDING SHELTER H.D. 17A & 10 KW. PETROL GENERATOR
P.E. 95G AVAILABLE

Also available separately

TRANSMITTER B610E

Frequency range 2 Mc.-18 Mc. Three pretuned channels selected by switch. Frequency control regulated either by manually tuned MASTER OSCILLATOR or crystal controlled oscillator.


Power output 450 w. telegraph, 350 w. telephone.

Power supply 120 v. A.C. 50/60 cycles special auto-transformer 120/220 v. made by Hallicrafters can be supplied additionally.

Tube complement oscillator 6V6, doubler or buffer 6L6, intermediate amplifier 807 (2). Power amplifier 250 TH. HV Rectifier 866A (2). Voltage regulator VT139(3). Audio drive 2A3(2). Modulator 100TH(2). Rectifier 5Z3(2).

Complete with Speech amplifier, aerial tuning unit, tank coils, tuning units, microphone, key, connecting cables.

We guarantee full supply of all replacement parts for a minimum of 5 years, after purchase.



P.C.A. RADIO

Offices and Works

BEAVOR LANE, HAMMERSMITH, LONDON, W.6

Telephone: RIV 8006/7

Absolutely No Pre-Cleaning with the VICTOR Soldering Tool



Covered by British and World Patents.

Price 62.28

- * Speed in operation
- * Versatility
- * Low-voltage safety and economy

The VICTOR is *revolutionary* — it heats the work direct by gripping it with the twin arms of the tool. Simply press the button, the work instantly heats up and the solder runs. *No pre-cleaning — even of oil — is required except where the metal has been oxidised previously.* Operation is from a 6 VOLT supply.

For heavier materials and work the 6-12 volt VENUM Soldering Tool is available. Price £4/4/-.

Trade enquiries invited.

Please supply VICTOR/VENUM (quantity.....) soldering tool/s or send me free illustrated literature. **WW201**

I enclose P.O./cheque value £.....
NAME
ADDRESS

ALLIED DISTRIBUTING CORPORATION LTD.
13/17 Rathbone St., London, W.1.

ALS.1

VITREOUS ENAMELLED RESISTORS

R.C.S.C. Style RWV4-L

FULLY R.C.S.C. TYPE APPROVED, 10Ω to 22KΩ, our RWV4-L style resistors conform to Inter-Services Spec. RCS III.

Other styles available. R.C.S.C. type approval applied for-

RCSC Style	CGS Style	Rating in watts		Range
		Service	Commercial	
RWV4-J	VPF4	3	4	5Ω to 8KΩ
RWV4-K	VPF10	4.5	10	5Ω to 68KΩ
RWV4-L	VPF14	6	14	10Ω to 100KΩ

THE C.G.S. RESISTANCE CO.

EVERTON, LYMINGTON, HANTS. Tel. Milford-on-Sea 169
London Office: 30 Clarendon Rd., Harrow, Middx. Tel. Harrow 4147

LYONS RADIO LTD.

DYNAMOTOR/BLOWER. Rotary converters mounted on base plate with blower fan fitted to one end which, if desired, can easily be removed. Rated at 18 v. D.C. input for 400 v. D.C. output at 80 mA. Operate quite well from 12 v. D.C. input producing approx. 220 v. D.C. output. Overall height from base 4 1/2 x 9 in. long 1 1/2 in. New condition. **PRICE ONLY 17/6, post 2/6.**

CABLE BARGAINS. Electricians Cable, brand new to B.S. Spec. P.V.C. insulated 7/029 twin with earth, 177 yard. 3/036 twin with earth, 171 yard. 3/029 twin with earth, 104 yard. 3/029 twin, 98 yard. Any length cut. Add for carriage up to 25 yds. 2/8; 28-50 yds. 3/6; over 60 yds 5/-. Orders over 25 carriage free. 5-way Cable, each conductor 9/012 tinned copper rubber insulated and colour coded, synthetic outer insulation approx. 6/18th ins. Ex-Govt. like new. Sold 100 yard coils only. **PRICE ONLY 35/- coil, carriage free.**

ENGINE DRIVEN ALTERNATORS. Type U2. Air Min. ref. 5U/2617. 1,200 to 2,400 cycles, excitation 24 v. D.C. As new and unused. **PRICE ONLY 35/-, carriage 5/-.**

INDICATOR UNITS TYPE 10GB/13. Contain two 5in. dia. C.R. Tubes type 5PF7, 3-6H's, 2-DPCO relays, 6-2-gang pots, etc., etc. In metal cases approx. 15 x 11 x 7in. In good condition. **PRICE ONLY 30/-, carriage 5/-.**

H.V. CONDENSERS. 10 mid. 2,500 v. D.C. wkg. plus 100 v. r.m.s. at 150 cps. Size 15in. H. x 8in. W. x 3in. **PRICE 21, carriage 5/-.** 2 mfd. 4 Kv. D.C. wkg., size 6 1/2 x 6 x 4in. **PRICE 10/6, post 3/6.** 1.5 mfd. 4 Kv. D.C. wkg., size 9 x 4 1/2 x 1 1/2in. **PRICE 3/6, post 2/3.** Mica Transmitting type in porcelain pots. 0.0015 mid. 25 Kv. wkg. plus 1 A. at 60 cps. **PRICE 15/6, post 3/-.** Reduced prices for quantities.

3 GOLDHAWK ROAD (DEPT. M.W.), SHEPHERD'S BUSH, LONDON, W.12
Telephone: Shepherd's Bush 1729

VALVES

Brand new, individually checked and guaranteed

A792	4/6	EAS0	1/6	KT2	4/-
A800	4/6	EAC91	4/6	KT30	7/-
A863	4/6	EB34	1/9	KT31	8/-
A864	4/6	EB33	6/-	KT33C	7/-
A950	4/6	EC52	4/6	KTW62	4/-
AC/DD	2/6	EC54	3/6	KTW63	6/6
AC/JHL	2/6	ECC32	4/-	KT241	9/-
AC/P	2/6	ECC91	5/-	L30	4/-
AC/PI	2/6	EF8	6/-	LS5B	12/-
AC6/PEN	5/-	EF22	7/3	LS7B	12/-
AC/SP3	4/6	EF36	5/-	MH4	4/-
AR6	2/6	EF39	5/6	MH40	6/6
AR8	6/-	EF50	3/-	MH41	6/6
ARP3	3/-	EF55	6/-	MHLD6	4/6
AR4	3/3	EF91	7/-	ML4	4/6
ARPI2	3/-	EF92	7/-	ML6	6/-
AR24	3/6	EL32	4/6	MP142	9/-
AR34	4/6	EL91	7/6	MS/PEN	6/-
ATP4	3/-	EY91	4/6	MS/PENB	6/-
ATP7	5/6	FA15	4/-	N34	8/-
B30	3/6	GDT-4B	4/-	NR15A	3/-
BL63	6/-	H30	3/6	NR61	7/-
D41	3/3	H63	3/6	NT37(4033A)	14/-
D77	5/-	HL2	2/6	NT62A	4/-
DB41	4/6	HL4	3/6	OD3	6/-
DD620	4/6	HL42/DD	6/-	OZ4	5/-
DEP18	3/6	HP4101	6/-	OZ4A	5/-
DET19	1/6	KBC32	4/6	P61	2/6
DET20	2/6	KF35	5/-	PEN46	5/9
DH76	4/9	KR6/1	3/6	PEN141	4/-
DL510	4/6	KRN2A	15/6	PEN200A	3/-
E1148	2/-	KRN3	15/6	PEN1340	6/-
E1323	1/9				

PENDDI360	9/6	1A5GT	5/-
PM4DX	3/-	1B23	11/-
PM202	7/6	1B24	11/-
PT15	8/-	1B26	11/-
PT25H	7/6	1B32	10/-
QP21	6/-	1DBGT	6/-
QP25	5/3	1L4	4/-
RG1-240A	17/6	1LD5	3/6
RG3-250	17/6	1LN5	5/-
RG4-1250	9/-	2A3	8/-
RK34	3/-	2A6	7/-
RKR72	5/6	2C34	2/6
RKR73	5/6	2D4A	4/-
SP48	7/6	2X2	4/-
SP13C	4/6	3A4	6/6
SP41	2/9	3B4	3/-
SP61	2/9	3E29(829B)	75/-
STV28040	14/-	4A1	4/6
SU2150A	4/6	4D1	2/6
TU11	3/-	5T4	10/-
U8	12/6	5U4G	7/-
V885	5/-	5Z3	8/6
V1906	4/6	5A6	5/-
V2023	8/-	6AB7	5/-
V2D33B	8/-	6AC7	5/-
VR99	8/-	6AG5	5/6
VR150/30	7/6	6AG7	8/6
VS110	4/-	6AK6	7/6
VT25	8/6	6AL5	5/6
VU33	2/6	6AM5	8/6
VU111	3/-	6AM6	7/-
VU120A	3/-	6BA4	4/6
W31	7/-	6B8	6/-
W42	7/6	6BB8	3/-
Y66	8/-	6C4	5/6
Z21	6/-	6C5	6/-
Z31	6/-	6C6	4/6
IA3	3/6	6C8B	5/-

6D6	5/-	12AH7	7/-
6F6	7/-	12C8	7/6
6F6G	5/-	12E1	22/6
6F8G	8/-	12H6	2/6
6F12	7/-	12J5GT	3/6
6G6G	3/-	12SG7	6/6
6H6	2/3	12SH7	4/9
6H6GT	1/9	12S17	6/-
6I5	5/-	12SK7	5/-
6J6	5/-	12SL7	7/-
6K7G	4/-	12SR7	6/-
6K7GT	6/-	15D2	6/-
6K8G	7/-	15E	8/-
6K8GT	8/-	15R	7/6
6L5G	6/-	19E2	5/-
6L6	10/-	28D7	8/-
6L6G	8/6	35T	30/-
6L6GA	8/6	39/44	6/-
6L34	4/6	41FP	1/9
6N7GT	7/-	45	7/-
6SA7	7/-	53A	3/-
6SC7GT	7/-	58	6/-
6SG7	7/-	59	6/-
6SH7	5/-	71A	4/6
6S17	7/6	76	6/-
6SK7	5/6	77	9/-
6SL7GT	7/-	82	8/-
6SN7	5/6	83	12/-
6SN7GT	5/6	83V	4/6
6SQ7	6/6	89	6/-
6SS7	8/-	210LF	3/-
6V6G	6/-	210VPT	3/-
6X5G	6/-	217C	17/6
8D2	2/6	220VSG	3/-
9D2	3/-	350B	8/-
11E2	5/-	446A	14/-
11E3	5/-	446B	14/-
12A6	5/-	705A	17/6

715B	97/6
717A	8/6
801	6/-
803	22/6
805	30/-
807AMER	6/6
807BR	6/-
813	70/-
815	80/-
843	7/6
872A	35/-
874	2/-
896	3/-
1625	6/-
1626	4/6
1629	4/6
7193	1/9
7475	5/-
8010AR	22/6
8020	6/-
9001	5/-
9004	4/-
9006	4/-

Cathode Ray Tubes:

3BP1	25/-
5CP1	42/6
5FP7	45/-
5MP1	17/6
VC9R7	10/-
VCR517	10/-

Special Valves:

417A	15/-
723AB	52/6
726A	27/6
VZ7110	15/-

All orders below 10/-, P. & P. 1/-; over 10/-, 1/6; orders over £2 P. & P. free.

BRAND NEW ORIGINAL SPARE PARTS FOR AR88 RECEIVERS.

Please see advertisement December issue.

Thermo Couple Heating Element. .75 amps in bakelite housing, made by General Electric, 10/-, P. & P. 1/-.

Complete set of strong aerial rods (American) Screw-in type MP49, 50, 51, 52, 53, total length 15ft. 10in., top diameter 0.615 in., bottom diameter 0.185in. together with much aerial base. MP37 with ceramic insulator, ideal for car or roof insulation. £2/10/-, post free.

HRO Mains. 150/230 v. Power supply unit complete with valve, checked, £3/9/6. P. & P. 5/-.

High Resistance Headphones. 4,000 ohms. Brand new, ex W.D., boxed. Type DHR, 10/6 per pair. P. & P. 1/-.

Low Resistance Headphones, brand new, type CLR, 5/-; DLR 6/6 per pair. P. & P. 1/-.

Modulation Transformers (U.S.A. Collins), primary imp. 6,000 ohms. C.T., secondary 6,000 ohms, 20 W., 9/6 each post free.

Microphone Transformers. Balanced input 30 or 250 ohms. U.S.A. manufacture. 7/6. P. & P. 1/6.

Avominors in leather case, with leads, fully tested, £5/10/-. Packing and carriage 2/6.

813 Ceramic Valveholders 3/- each. P. & P. 1/6.

Vibratory Supply Unit. Input 6 v., output H.T. 230 v. 100 mA. L.T. 6 v. in metal case 9in. x 5in. x 6 1/2in., complete with vibrator, OZ4 valve. Checked working, £2. P. & P. 7/6.

Marconi Signal Generator. TF144G 85 kc/s., 25 Mc/s. Made up to new standard. £70, delivered free.

Telephone Hand Set. Standard G.P.O. type. New. 10/-, P. & P. 1/-.

AR88D and L.F. Receivers, completely overhauled and tuned, £60 and £57/10/- respectively. Completely rebuilt with P.V.C. wiring, £85.

Hallcrafters S27 Receivers. 27-143 Mc/s. Fully reconditioned, £30/10/-, delivered free.

P. C. RADIO LTD.
170, GOLDHAWK RD.,
W.12 SHEPHERDS BUSH 4946

Rotary Converter Unit. Input 11.5-12.5 v. D.C. Output 300 v. 200 mA. D.C., 30/-, postage and packing 15/-.

RCA MASTER OSCILLATOR (V.F.O.) with stability of 0.0007%. Frequency range 2-20 mc/s. with built-in constant frequency tone generator. Regulated A.C. power supply 115/230 v. and fitted with plate and volt meters. Valves line-up: Electron coupled oscillation 3Q5(2). Buffer amplifier-807, tone generator-6AB7(1), 6F6(1), regulated power supply 5U4(2), 6Y6(5), 1852(1), VR150/30(2). Brand new complete in grey crackle steel cabinet size 6 7/8 in. x 2 1/2 in. x 17 1/2 in. Fitted with full-length door at rear with standard 1 9/16 in. panels. Can be used as complete TX with existing 807 output. The bottom half of the cabinet with 3 blank panels being empty ready for installation of complete RF modulator and power unit, thus making a complete totally enclosed compact TX. Circuit diagrams and working instructions supplied. Price complete with valves £27/10/- each. Supplies strictly limited.

Morse Keys, 8 amp. New 2/6. P. & P. 1/-.

Tannoy Loudspeakers. New 15/-, P. & P. 3/-.

Mains Power Supply Unit for No. 19 wireless set. Made by RCA of Canada. 115 v. A.C. Brand new, £15. P. & P. £1.

PERSONAL CALLERS WELCOME

FOR THE AMATEUR AND ENGINEER

SPEAKER CABINETS crocodile finish for 7 x 4in speakers, 19/- each.

DEFIANT LOUDSPEAKERS in cream and pale green cabinet with volume control. Really smart job, £2/6 each complete. P. & P. 3/6.

SPEAKER CONES CARZ and CAR1, both 4 1/2in. 12/- doz. P. & P. 3/-.

BEC. 100 + 250 + 250µf; 275 v. can condensers. Suitable for Ecco TV. 12/6 each.

ACOS HGP/59 inserts, 35/- each.

MINIATURE VOLUME CONTROLS, 250K, 500K, 1 meg. D.P.S.T., 5/6 each.

ERIE 250K linear volume controls; L.S., 3/6 each.

ERIE 50K J.E.C. miniature 8 P.S.T. volume controls, 3/6 each

N.S.F. 500K 8 P. volume controls, 1 1/2in. spindle, 2/6 each.

COLVERN 25K W/W Pre-set Pots, 3/- each.

TWEETER UNITS. LSH 75, 7/6 each. LSH 85, 9/- each. Two LSH 85 for Stereo.

AERIALS, CAR AERIALS, CONDENSERS, CAR BATTERY CHARGERS, LOUDSPEAKERS, METERS, RESISTORS, TOOLS, TRANSFORMERS, SCOTCH BOY TAPE, RECORD PLAYERS, etc. LARGE and varied stocks of VALVES. Comprehensive assortment of BRASS HARDWARE.

FIDELITY RECORD PLAYERS. H.F.5, a few only, £11/11/- each.

WOLSEY Hi-Q TABLE TOP AERIAL for Band III, 17/6 each.

Write to us for your requirements—our lines are too numerous for us to enumerate. Prompt attention given to each enquiry or order.

TERMS: C.O.D. or Cash with order. Post and packing extra.

RADIO HAM SHACK LTD.

155, Swan Arcade, Bradford, 1, Yorks.
THE W. RIDING MAIL ORDER SPECIALISTS

REPANCO HIGH GAIN COILS


Dual Range Crystal Set Coil, Type DRX1	2/6		
Dual Range Coil with Reaction, Type DRR2	4/-		
Matched Pair Dual Range T.R.F. Coils, Type DRM3, pair	8/-		
Pair Dual Range Superhet Coils, Type SR4, pair	8/-		
Miniature Iron Dust Core Coils, Type "R"			
Range	Aerial	H.F.	Ose.
800-2,000m.	RA1	RHP1	RO1
190-550m.	RA2	RHP2	RO2
70-250m.	RA3	RHP3	RO3
15-50m.	RA4	RHP4	RO4
Ferrite Rod Aerial, Dual Range Type FR1	12/6		
Miniature I.F. Transformers, Type MSE (485 Kc/s), pair	12/6		
Standard I.F. Transformers, Type TOG (465 Kc/s), pair	13/6		

Send S.A.E. for latest Repanco Component Catalogue.

Mail Order and Trade:
RADIO EXPERIMENTAL PRODUCTS LTD.,
 33 Much Park St., COVENTRY. /Tel: 02572

Wholesale Enquiries and Export:
REPANCO, LTD.,
 O'Brien's Buildings, 203-209 Foleshill Rd., COVENTRY. /Tel: 40594

72/-
81/-
78/-
51/-
84/-



Now



get 2 'quartz' into
less than a pint pot!

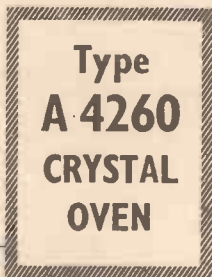
Here is a new Redifon Crystal Oven of very high stability containing two style D crystals within its amazingly small dimensions of 1 3/4 in. (excluding socket) (x 1 1/4 in. o/a dia. Weight (without crystals) 1 1/2 oz. Dual voltage 6/12 or 12/24 versions facilitates wide application. Built on standard octal base. Low power consumption, 5 watts approx.

Ambient temperature range
-10°C to +70°C

Operating temperature
75°C ± 5°C

Warm up time
less than 5 minutes

Temperature cycle
less than ±1°C



REDIFON LIMITED Communications Sales Division
Broombill Road, London, S.W.18 Tel: VANdyke 7281
A Manufacturing Company in the Redifusion Group

STEREO

Independent twin channel amplifier with excess of 3 watts per channel.

Concentric volume control (optimum balance arranged immediately without additional knobs).

Choice of volume and tone controls separately fixed or Integral with chassis and having continental styled knobs (brown and gold).

Stoved grey hammer chassis 9 1/2" x 5 1/2" x 6".

Input suiting most modern crystals; output matching 3 ohm speaker each channel.

For operation on AC mains 200/250 v.

£7.7.0

E.K.E.

BROTHERTON, KNOTTINGLEY, YORKS.

If in difficulty obtainable direct from Manufacturers, carriage 3/6.

TECHNICAL TRADING CO.

4-SPEED RECORD PLAYERS consisting latest B.S.R. turntable and separate lightweight Galaxy dual sapphire pick-up unrepeatable. £3/15/-.

12-INCH 5-CHANNEL TABLE TV SETS

All picture tested before dispatch. We will send the make you require if available. Marconi, Cossor, Ferguson, Ekco, etc. Truly unusual value. £8.10.0
ITA CONVERTORS. Internal power pack compact tuneable all channels (listed £7) £3/15/-.

TRANSISTORS

Latest EDISWAN XB104. S.A.E. details..... 12/-
L.F. Red Spot 6/6. Guaranteed R.F. White Spot 12/6

T.V. TUBES FACTORY REVACUUMED. ALL GUARANTEED 6 MONTHS. Carriage and insurance 12/6. Due to the increasing demand for our superior television tubes and the small number of returns we are now able to effect a substantial reduction in their prices. Nearly all types of Mullard, Mazda, Brimar, Cossor, Emicope, Emitron, Ferranti, Cathodion, G.E.C., available ex-stock.

All 9in. and 10in. types £2.15.0 All 12in., 14in., 15in., 16in. £3.19.0 excepting those listed under.

CRM123, MW31/16, MW31/74, 3/31, 3/32, CRM143, CRM152. All Mullard 14in. Types, £4/10/- All 17in. Types, £4/15/- 21in. Types, £7/10/-

IRON SELENIUM RECTIFIERS.—12 v. 1 a., 5/-; 12 v. 2 a., 7/6; 12 v. 3 1/2 a., 9/6; 250 v. 80 ma., 5/-; 250 v. 250 ma., 9/6; 500 v. 50 ma., 6/6; 500 v. 150 ma., 9/6; 1,000 v. 40 ma. 8/6. Contact cooled. 250 v. 50 ma., 7/-; 250 v. 250 ma., 19/6; 250 v. 300 ma., 23/6.

GUARANTEED RADIO VALVES, 24-HOUR SERVICE

1B5	7/6	8K7G	4/-	20F2	9/6	ECH43	9/-	GZ32	10/-	8P61	2/6
1B5	7/6	8K5G	7/-	20F1	14/-	ECH81	8/6	KT330	9/6	U22	7/6
1T4	6/-	6L1	12/6	25A6G	8/-	ECL80	12/6	KT36	11/-	U24	12/6
384	7/-	6L18	9/6	25L6G	8/6	EF36	4/-	KT61	9/6	U31	9/-
3V4	8/6	6L6G	8/-	35Z4GT	7/6	EF39	5/-	KT66	9/6	U33	9/6
5U4G	7/6	6LD20	9/6	80	7/6	EF40	14/-	KTW63	6/-	U35	9/6
5Z4G	9/-	6P25	9/6	807(BR)	3/6	EF41	9/-	MU14	9/-	U39	9/6
6AM6	5/-	6P28	11/-	B36	11/-	EF42	11/-	PC084	8/6	U52	9/6
6AU6	9/-	6Q7G	6/-	CH35	7/6	EF50(A)	8/-	PC085	11/6	U231	7/6
6BA6	6/-	6SG7	6/-	DH77	7/6	EF50(B)	3/6	PCF80	8/6	U801	18/-
6BE6	6/-	6SL7	7/-	EAF42	9/-	EF80	7/-	PCF82	11/-	UAF42	9/-
6C6	4/6	6SN7GT	5/6	EB41	7/6	EF85	7/-	PL33	11/-	UB41	9/-
6C9	9/6	6U4GT	11/6	EB91	4/6	EF86	16/-	PL36	15/-	UBC41	8/6
6CH6	11/-	6V6GT	7/6	EC41	9/-	EF89	9/6	PL39	13/-	UCH42	9/6
6D2	4/6	6X4	6/-	EC33	7/-	EF91	8/-	PL41	15/-	UF41	8/-
6F1	9/6	10F1	9/6	EBL31	12/6	EL32	4/6	PL82	9/-	UF42	9/-
6F12	5/-	10P13	11/-	ECC31	9/6	EL33	11/-	PL83	11/-	UL41	8/6
6F13	9/6	10P14	12/-	ECC81	7/6	EL41	9/6	PY31	10/-	UL44	9/6
6F14	11/-	12AT7	7/6	ECC82	6/6	EL84	9/6	PY36	8/-	UL46	9/6
6F15	11/-	12AU7	6/6	ECC83	8/6	EV61	11/6	PY81	8/6	UU7	9/6
6F83	6/6	12AX7	6/6	ECC84	9/6	EY36	14/-	PY82	9/-	U08	12/6
6H6	2/-	12K7GT	6/6	ECC85	8/-	EZ40	8/-	PY83	8/-	UY41	8/-
6J5M	5/-	12Q7GT	7/-	ECF80	12/-	EZ41	10/-	PZ40	12/-	Z66	9/6
6J6	4/6	20D1	9/6	ECH35	7/6	EZ80	8/6	8P41	2/6	Z719	7/-

For full list of Valves, Loudspeakers, Components, etc., send 6d. in stamps for

12-PAGE LIST OF 750 SNIPS

All items less 5% and post free for a dozen.

Post 1/3 in £1. Min. 9d. No C.O.D. 10,000 SNIPS FOR CALLEES.

350/352, FRATTON ROAD, PORTSMOUTH

. . . for the AUDIO ENTHUSIAST The LONDON AUDIO FAIR 1959

at the HOTEL RUSSELL,
RUSSELL SQUARE, LONDON, W.C.1

More and more people are taking a discerning interest in all forms of Audio development.

To cope with this increase, the London Audio Fair is this year to be held at a new and larger venue. More exhibitors, more products and all the latest technical developments will be on display and you will be able to hear them in conditions akin to those of your own home.

Now fully established as the national event of the Audio year, the London Audio Fair 1959 promises to be an even greater success than the Fairs of previous years.

Apply now to your local audio, radio, record or music shop for FREE entrance tickets—and note the dates.

apply to EXHIBITION OFFICE

42 Manchester Street, London, W.1

THURSDAY 2nd April

(Trade only 11 a.m. - 5:30 p.m.)
5.30 - 9 p.m.

FRIDAY 3rd April

11 a.m. - 9 p.m.

SATURDAY 4th April

11 a.m. - 9 p.m.

SUNDAY 5th April

11 a.m. - 9 p.m.

*Reduce
with the*

your press tool costs

HUNTON

UNIVERSAL BOLSTER OUTFIT

In addition to the range of Punches and Dies $\frac{1}{8}$ in. to $3\frac{3}{8}$ in. dia. available from stock, some of the tools usually required in the Radio and Electronic Industries have been standardised for use with the Hunton Universal Bolster Outfit. Illustrated here are a few which can be supplied quickly or from stock.

In London and Home Counties, ask for a practical demonstration in your own works.

Write for illustrated brochure W.W.1

HUNTON LTD.

Phoenix Works,

114-116, Euston Road, London, N.W.1

Telephone:

EUSTon 1477 (3 lines)

Telegrams:

Untonexh, London

MAIN DISTRIBUTORS FOR LANCASHIRE,
YORKSHIRE AND CHESHIRE

JAS. H. VICKERY & CO. LTD.

21 Bradshaw Street, Manchester, 4

Telephone: Blackfriars 3221. Telegrams: Vickery, Manchester



G.W. SMITH & CO (RADIO) LIMITED

Phone: GERRARD 8204/9155
Cables: SMITHEX LESQUARE
3-34 LISLE STREET, LONDON, W.C.2


WESTON MODEL 772 TESTMETER



A.C. VOLTS	D.C. CURRENT	A.C. CURRENT
2.5 v.	1 ma.	500 ma.
10 v.	10 microja.	1 amp.
50 v.	10 ma.	5 amp.
250 v.	50 ma.	RESISTANCE
1,000 v.	100 ma.	ANCE
D.C. VOLTS	500 ma.	100 ohms
2.5 v.	OUTPUT METER	1,000 ohms
10 v.		100k. ohms
50 v.		10 megohm
250 v.		
1,000 v.		

Supplied in perfect working order complete with rexine carrying case, internal batteries and instructions, £8/19/6 each. P/P. 4/-.

COSSOR DOUBLE BEAM OSCILLOSCOPE TYPE 339



Operation 110/200/250 volts A.C. 120 watts. Time Base 10 positions. 6 cps. to 250,000 cps. Amplifier 10 cps. to 2,000,000 cps. Sensitivity, Y1.Y2.3.1 v. D.C. I.1 v. rms. X. 2.25 v. D.C. .8 v. rms.

Supplied in good working order complete with handbook and circuit. £27/10/- each. P/P. £1-

EVERSHED VIGNOLES MEGGER OHMMETERS

2 ranges. 0-1,000 ohms and 0-200,000 ohms. Ideal for all continuity, polarity tests, etc., supplied brand new, boxed, with leads and instructions. 59/6 each. P/P. 2/-.



300FT. COPPER AERIAL WIRE. Ex U.S.A. 3/6 per reel. P/P. 1/-.

LEACH AERIAL CHANGEOVER RELAYS. 12 v. D.C. double pole transmitter type. New, boxed, 7/6 each. P/P. 9d.

MARCONI SIGNAL GENERATORS TF-517. Frequency coverage 10-18 mc/s. 33-58 mc/s and 150-300 mc/s. Operation 200/250 volt A.C. Supplied in good working order, £12/10/- each. P/P. 10/-.

750-WATT AUTO TRANSFORMERS. Ex Admiralty, fine jobs. Tapped from 110 to 230 volts. Brand new, 69/6 each. P/P. 5/-.

HEAVY DUTY MAINS ISOLATION TRANSFORMERS. 230 volt input. Output 230 volts 5 amps. Housed in ventilated metal case, unused, £5 each. P/P. 10/-.

MUIRHEAD PRECISION STUD SWITCHES



4 banks, 1 pole 24 positions each bank. Self cleaning heavy duty contacts. Brand new, 17/6 each. P/P. 1/-.

AMERICAN SUPER LIGHTWEIGHT HEADPHONES. Res. 50 ohms. Fitted with rubber earmoulds, extremely good quality, ideal if used for long periods. 15/- per pair, brand new, boxed. P/P. 1/3.

AMERICAN MULTI-RANGE TESTMETERS



1,000 ohms per volt, 400 microamp basic movement.	
A.C. VOLTS	D.C. VOLTS
2.5 v.	2.5 v.
10 v.	10 v.
50 v.	50 v.
250 v.	250 v.
1,000 v.	1,000 v.
5,000 v.	5,000 v.
D.C. CURRENT	RESISTANCE
1 ma.	500 ohms
10 ma.	100k. ohms
100 ma.	1 megohm
1 amp.	DECIBELS
	-10 to +69

ALL BRAND NEW. COMPLETE WITH INTERNAL BATTERY TEST PRODS AND INSTRUCTIONS. £5/19/6 EACH. P/P 3/-.

CR.100 SPARES KITS

Complete set of new valves 2 X66, 2 U50, 2 DH63, 2 KT63, 6 KTW61. Also set of resistors, condensers, pots, toggle switch and output transformer. Supplied new and boxed, 59/6 each. P/P. 4/6.

HALLICRAFTER SX-24 SKYRIDER DEFIANT RECEIVERS

One of the finest communication receivers made. Frequency coverage continuous from 550 kc/s to 42 mc/s. Incorporates crystal filter, S meter, variable bandwidth, etc., operation 110/230 volt A.C. Supplied in perfect order at £30 each. P/P. 10/-.

MARCONI B.29 L.F. COMMUNICATION RECEIVERS. Self contained 7 valve receiver similar to CR.100 covering 15 kc/s to 560 kc/s on 4 bands. Operation 200/250 v. A.C. Supplied in good condition and complete but not tested. Only £3/19/6 each. P/P. 10/-.

ROTARY CONVERTERS



12 v. D.C. input, 230 volt A.C. 150 watts, 50 cycles output. Housed in wooden case and fitted with voltage control slider resistance, switch, plugs and A.C. mains voltage output check meter. Supplied in perfect condition, individually tested. £9/19/6 each. P/P. 10/-.

PARMEKO MAINS TRANSFORMERS. Input 230 volts. Output 350/0/350 volts 150 mA. 6.3 v. 4 amp., 5 v. 4 amp. Brand new, 32/6 each. P/P 2/6.

R.1155 "N" TYPE SUPER SLOW MOTION DRIVES. Brand new, 12/6 each. P/P. 1/-.



AMERICAN GEARED MOTORS

24 volt D.C. motor fitted with precision gearbox giving twin outputs of 20 and 6 r.p.m. Also operates on 12 volts 3in. shafts. Brand new, 19/6 each. P/P. 1/6.

100 KC/S CRYSTALS. 3in. spacing, 15/- each. CV967 lin. C.R.T. 4 v. HEATER. Suitable for oscilloscopes, etc., 25/- each. P/P. 1/-.

CRYSTAL MICROPHONE INSERTS. Only 4/6 each. P/P. 6d.

ALKALINE NIFE ACCUMULATORS. Banks of 10 cells giving 12 v. 45 A.H. Un-used in wooden crates, £5/10/- each. P/P. 7/6. Size 2 1/2 x 8 1/2 x 5 1/2 in.

MIDGET NIFE ACCUMULATORS. Single units, ideal for models, etc., 2/3 each. P/P. 9d. 12-VOLT MOBILE AMPLIFIERS. Ex Admiralty. Mic. or gram. inputs, 10 watts output to 3 or 15 ohm speakers. Not new but in good working order, £8/19/6 each. P/P. 5/-.

RCA ET 4336 PLATE TRANSFORMERS. Special release, brand new in original transit cases. Primary tapped 200/250 v. 50 cycles. Secondary, 2,000/0/2,000 v. 400 ma., tapped 1,500/0/1,500 v. Price £12/10/- each. P/P. £1.

COLLARO 4 SPEED AUTO CHANGERS



Turnover crystal pickup with permanent stylus. Mixed loading, manual or auto. Brand new, complete with all instructions, etc.

£6/19/6 each. P/P. 4/6.

LORAN INDICATORS APN4



Another release, all brand new. These units contain a 5CP1 C.R.T. 14 6SN7 valves, 8 6H6, 3 6SL7, 1 6SJ7 and a 100 kc/s crystal, also many thousands of useful components. Ideal for conversion to an oscilloscope, £5/19/6 each. Carriage 10/-.

ADMIRALTY POWER UNITS 234A.



200/250 volt A.C. input. Output 250 volts 150 mA. and 6.3 volts 6 amps. Fully smoothed, double choke and paper condensers, fused and fitted with input and output plugs. Sockets are provided on the front panel for meter check. Housed in grey metal case for standard 19in. rack mounting. Supplied brand new, 59/6 each. P/P 7/6.

FERRANTI TESTMETERS TYPE Q.

D.C. VOLTS	A.C. VOLTS	D.C. Current	Ohms
3 v.	15 v.	7.5 ma.	25,000
30 v.	30 v.	30 ma.	
150 v.	150 v.	150 ma.	
600 v.	600 v.	750 ma.	

500 ohms per volt on all ranges. B.S.S. first grade accuracy on all self contained ranges. Supplied in perfect working order complete with leads, battery, instructions and rexine covered carrying case. Price 72/6 each. P/P 2/6.



MIDGET HOOVER ROTARY TRANSFORMER

2 1/2 in. x 4 1/2 in. Input 12 volts. Output 310/360 volts at 30 mA. Brand new and boxed, 12/6 each. P/P 1/3.

6-VOLT VIBRATOR POWER PACKS. Output 120 volts 30 mA. Fully smoothed, uses standard 4-pin mallyory vibrator. New and boxed, 12/6 each. P/P 2/-.

METER BARGAINS

50 Microamp. D.C. M/C, flush sq. in.	119/6
50 Microamp. D.C. M/C, prof. rd. 2 1/2 in.	49/6
100 Microamp. D.C. M/C, flush rd. 2 1/2 in.	42/6
500 Microamp. D.C. M/C, flush rd. 2 in.	15/6
500/0/500 Microamp. D.C. M/C, prof. rd. 2 1/2 in.	19/6
1 Millamp. D.C. M/C, flush rd. 2 1/2 in.	25/-
50 Millamp. D.C. M/C, flush sq. 2 in.	7/6
200 Millamp. D.C. M/C, flush rd. 2 1/2 in.	9/6
7.5 Amp. D.C. M/I, prof. rd. 3 1/2 in.	10/6
30 Amp. D.C. M/C, flush rd. 2 1/2 in.	9/6
15 Volt D.C. M/C, flush rd. 1 1/2 in.	10/6
25 Volt D.C. M/C, prof. rd. 2 in.	8/6
120 Volt D.C. M/C, flush rd. 3 1/2 in.	32/6
300 Volt A.C. M/I, flush rd. 2 1/2 in.	25/-
300 Volt A.C. M/C, rectifier, flush rd. 2 1/2 in.	25/-
500 Volt A.C. M/I, flush rd. 2 1/2 in.	25/-

ALL BRAND NEW AND TESTED

MARCONI TF.373 UNIVERSAL IMPEDANCE BRIDGES. Recond. as new, £55 each. P/P 10/-.

A.C. MAINS VOLTAGE REGULATOR TRANSFORMERS. Input 230 volts. Variable output 185 to 250 volts at 24 amps. £12/10/- each. P/P. 10/-.

COLLARO 4 SPEED SINGLE RECORD PLAYERS



Supplied brand new with instructions, etc. Fitted with latest turn-over crystal pick up. Only £6/10/- each. P/P 2/6.

56-PAGE ILLUSTRATED CATALOGUE NOW AVAILABLE, 1/6 POST PAID.

ROTARY CONVERTERS. Input 24 volts D.C. Output 230 volts H.T. 50 cycles 100 watts. New, 92/6 each. P/P 7/6. Input 12 volt D.C. Output 230 volt A.C. 50 cycles 150 watts. New, £7/10/- each. P/P 7/6. Input 24 volts D.C. Output 230 volts A.C. 50 cycles 150 watts, £7/10/- each. P/P 7/6.

R.1155 COMMUNICATION RECEIVERS MODELS L AND N. Incorporate the TRAWLER BAND. Coverage 200 to 500 kc/s. and 600 kc/s. to 18 mc/s. Supplied in perfect working order, aerial tested, £12/19/6 each, P/P. 7/6. Standard model B also available fitted with improved N type drive, perfect order, £7/19/6 each. Combined A.C. mains power pack and audio output stage suitable for either of above, 85/-.




PARMEKOTABLE TOP TRANSFORMERS. Input 230 v. 50 cycles. Output 620/550/375/0/375/550/620 volts 250 mA. Also 2-5 volt 3 amp. windings. Size: 6 1/2 x 6 1/2 x 5 1/2 in. Brand new only 45/- each. P/P 5/-.

FERRANTI POTTED FILAMENT TRANSFORMERS. Hermetically sealed, ceramic terminations. All new and boxed. Type 1. 200/250 v. input. Output 6.3 v. C.T. 5.6 a. tapped 5 v. 6.3 v. CT, 4.8 a. tapped 5 v. 6.3 v. CT, 1 a., tapped 4 v., 19/6 each. Type 2. Input 200/250 v. Output 6.3 v. CT, 3.3 a. tapped 5 v. 6.3 v. CT, 1 a., tapped 4 v. 6.3 v. CT, 9 a. 6.3 v. CT., 6 a., 15/6 each. P/P 2/-, each type.

BARGAIN GRAM MOTORS. Garrard centre drive motors complete with turntable, 220/250 v. A.C. Adjustable mechanically from 0-45 r.p.m. Only 22/6 each. P/P 3/-.

EDDYSTONE MAINS POWER PACKS



200/250 volts input. Output 175 volts 60 mA. and 12 volts 2.5 amps. Double choke and condenser smoothed, 5Z4 rectifier. Supplied as new and unused, 32/6 each. P/P 3/6.


AMERICAN ROTARY TRANSFORMERS. 2 models available with either 6 or 12 volt D.C. input. Output 250 volt. 80 mA., 22/6 each. P/P 2/6.

1-OHM 12-AMP SLIDERS, 6/6. P/P 1/3

BATTERY CHARGER or MODEL TRANSFORMERS. All new, boxed. Primaries tapped 200/250 volts, 3.5, 9 or 17 v. 1 A. 9/9; 3.5, 9 or 17 v. 2 A. 14/3; 3.5, 9 or 17 v. 4 A. 16/6; 9 or 17 v. 6 A. 26/-; 3, 4, 5, 6, 8, 10, 12, 15, 18, 20, 24 or 30 v. 2 A. 21/-.

L.T. METAL RECTIFIERS. Full wave bridge connected. 12/18 v. 1 A. 6/3; 12/18 v. 2 A. 9/3; 12/18 v. 4 A. 13/9; 12/18 v. 6 A. 18/6; 30 v. 1 A. 12/6; 30 v. 4 A. 27/6; 24 v. 15 A. 62/6. Add postage.

W.1191 WAVEMETERS




Portable precision battery operated frequency check meters, coverage 100 kc/s. to 20 mc/s. Supplied complete with all valves. Xtal and calibration charts, £5/19/6 each. P/P 6/-.

HALLICRAFTER S27 COMMUNICATION RECEIVERS. Frequency coverage 27 to 143 mc/s., for F.M. or A.M. signals. Circuit incorporates S meter, B.F.O. noise limiter, A.F. and R.F. gain controls, etc. Supplied in perfect working order, reconditioned, £32/10/- each. P/P. 10/-.

PORTABLE PRECISION VOLTMETERS

BRAND NEW instruments by famous manufacturer. Housed in polished teak case. Moving iron movement reading A.C. or D.C. volts on 2 ranges, 0-160 v. or 0-320 v., 8in. mirror scale. Accuracy within 2%. Supplied at a fraction of original cost, £5/19/6 each. P/P 3/6.



UNIVERSAL AVOMINOR TESTMETERS

Small, compact, accurate instrument. Resistance measurements from 0 to 20 k. ohms, D.C. volts from 0 to 500 v., A.C. volts from 0 to 500 v., D.C. current from 0 to 500 mA. Supplied in perfect working order, complete with leather case and leads. £5/10/- each. P/P 2/6.




GW SMITH & CO (RADIO) LIMITED

Phone: GERRARD 8204/9155
Cables: SMITHEX LESQUARE
3-34 LISLE STREET, LONDON, W.C.2



SHERRILL U.S.A. COMPASS, magnetic type, directional indicator. Complete with built-in variable horizon corrector, induced error corrector, variable course indicator, deviation calculator, etc., with provisions for internal lighting. Brand new. £3/10/- ea. P. & P. 2/-.



SOUND POWER TELEPHONE UNIT, no batteries required. Fitted with neon indicator lamp and high pitched buzzer, operated by built-in generator. Entirely self-contained, ex Admiralty. Rebuilt and guaranteed working. Effective up to half a mile, waterproof. £3 Unit or £5/17/6 pr. Carr. 7/6. Master Units to take five extensions also available. £4 each.

AERIAL AS ILLUSTRATED. Ideal for Car. Overall length 33in., khaki, with flexible shaft which enables the aerial to be fixed firmly in any position. Price 8/6, plus P. & P. 1/6.

NEW WIRE WOUND RHEOSTAT ON CERAMIC. 58 ohms, 50 watt, complete with instrument knob. Price 8/6. P. & P. 1/6.

NEW 10 watt DUAL VOLUME CONTROL. 25 ohms, plus 25 ohms. 7/6 each. P. & P. 1/6.

DIAMOND STYLI. We are distributors for well-known British manufacturer of guaranteed diamond styli, which can be supplied to fit any pick-up. When ordering please state requirements. Price £3, incl. P. Tax.

U.S.A. 27-volt 4-pole CHANGE-OVER RELAYS. Brand new and boxed. 5/6 each. P. & P. 6d.

VEEDER REVOLUTION COUNTER, 6 columns, fitted reduction drive, built inside small unit. New 8/6 each. P. & P. 2/-.

HIGH SPEED RELAY. Siemens, two bobbins, 1,000 ohms each. New, 10/6 ea. P. & P. 1/-.

SMOOTHING CHOKES 10H. 120 mA. New. Price 8/-. P. & P. 2/3.

1200 ft. NEW RECORDING TAPE ON 7" plastic spools. Famous make, not surplus, in manufacturers' original cartons. 22/6 per reel. P. & P. 1/-.



BRAND NEW, EVERSHERD AND VIGNOLES "WEE MEGGER", in leather case, guaranteed perfect. 500 volt £12/10/- each. P. & P. 2/6.



EVERSHERD AND VIGNOLES Circuit testing Ohms Meter, pattern "S". Complete with testing prods, inst. book, etc. Two ranges: 0-3 and 0-30 ohms. Brand new, guaranteed perfect, as illus. Offered at fraction of maker's price. £4/17/6 each. P. & P. 2/6.

TRIPODS. Solid wooden legs 38in. long, metal top and metal toes. As new. Price 10/6 each, plus 3/- carriage.

E.H.T. COILS Vibrator type, input 12 V. D.C., output 12-15 KV. New. Price: 17/6 each. P. & P. 1/6.

MUIRHEAD VERNIER DRIVE. Scaled 0-180 degrees, ratio 31/1, dia. 3in., as fitted to R.F.26 units. Complete with lampholder. In manufacturers' original packing. New, 8/6 each. P. & P. 1/6.

PRESSURE GAUGES U.S.A. make, new. 0-150 lbs. p.s.i. Price 10/6 each. P. & P. 1/6.

AUTO TRANSFORMERS, step up, step down. 110-200-220-240 v. Fully shrouded. New. 300 watt type £2/2/- each. P. & P. 4/6. 500 watt type £3/3/- each. P. & P. 4/6. 1,000 watt type £4/4/- each. P. & P. 4/6. Also 60 watts, 19/6 each. Plus P. & P. 2/-.



AIRCRAFT CINE CAMERA G45B Mk. III, fully modified, fitted with f/3.5 triple anastigmatic lens, takes 25ft. of 16 mm. film, fitted with 24 v. motor. 16 exposures per sec. Mint condition, brand new, in maker's original packing. £6/10/- each. P. & P. paid.



WHEATSTONE BRIDGE UNIT. 4-stud switches 0-10, 0-100 ohms, galvanometer centre zero. F.S.D. 2.5 mA. In oak carrying case 16 x 7 1/2 x 6in., 40/- each. P. & P. 3/6.



Eversherd and Vignoles, Series II metal cased, Megger. 500-volt used, but in good condition, with leather carrying case. £15.

METERS BRAND NEW GUARANTEED PERFECT

Charging Types	
2 1/2 amps D.C. M.I. 2in. fl. rnd.	7/6
5 amp. D.C. M.I. 2 1/2in. fl. rnd.	11/6
7 1/2 amp. D.C. M.I. 3 1/2in. proj. rnd.	12/6
9 amp. D.C. Hot Wire W.R. 2 1/2in. fl. rnd.	6/6
Voltmeters	
12 V. D.C. M.C. 2 1/2in. proj. rnd.	8/6
20 V. D.C. M.C. 2in. fl. sq.	9/6
25 Volt D.C. M.C. 2in. fl. rnd.	7/6
30 Volt M.I. 3in. proj. rnd.	10/6
40 Volt M.C. 2in. fl. sq.	9/6
250 Volt A.C. rectified moving coil linear scale 3 1/2in. fl. rnd.	35/-
300 Volt A.C. M.I. 2 1/2in. fl. rnd.	22/-
400 Volt A.C. M.I. 4 1/2in. fl. rnd.	35/-
Milliammeters	
5 mA. M.C. 2in. fl. sq.	12/6
30 mA. M.C. 2 1/2in. fl. rnd.	9/6
50 mA. M.C. 2in. fl. sq.	7/6
200 mA. M.C. 2 1/2in. fl. rnd.	9/6
500 mA. M.C. 2 1/2in. fl. rnd.	9/6
1 mA. M.C. 2in. sq. fl.	19/6
500 Microamp latest type Ernest Turner 2in. fl. rnd. with mounting ring and scaled 0-5, moving coil	19/6
500 Microamp ex. equip. M.C. 2in. rnd. scaled 0-15 and 0-600 v.	14/6
Thermo-coupled	
10 amp. 2 1/2in. rnd. proj.	5/-
350 mA. 2in. rnd. plug-in	3/6
500 mA. 2in. rnd. plug-in	3/6
POSTAGE ON ALL METERS 1/-.	
U.S.A. PRECISION SERIES 8345 MULTIRANGE TESTERS for A.C. and D.C. volts, ohms and milliamps., basic movement 400 microamps., in wooden carrying case, complete with test prods, new batteries, guaranteed perfect. Price £6/19/6. P. & P. 2/6.	



MIDGET ROTARY TRANSFORMERS. 2 1/2in. dia. x 4 1/2in. Input 11.5 volt. Output 310/365 volts at 30 mA. Brand new. 17/6 each. P. & P. 1/6.

DYNAMOTOR (Rotary Converter). 6 volt in, 250 volt out at 100 mA, ex new equipment, 25/- each. P. & P. 3/-.

MICROPHONES - NEW. Throat, British, magnetic, 4/6. P. & P. 1/-.


HEADPHONES. 4,000 ohms, imported new, 15/-.
H.S.30 L.R. U.S.A., min. ear pcs. 19/-.
P. & P. on above 1/6 each.



MINIATURE UNISELECTOR SWITCH, two banks of ten plus home contacts, one bank continuous of normal. 30 ohms coil for 24 volt operation. Brand new, manufacturer's packing. Price 22/6 each. P. & P. 2/6. Illustrations above and below.



MINIATURE P.M. MOTOR 12/24 volt, reversible, 1 1/2 in. dia. New. Price 9/6 each. P. & P. 1/-.



TWELVE PLATE F.W. BRIDGE CONNECTED RECTIFIER mounted on 200/250 volt A.C. input transformer. Output 36/40 volt D.C. at 1.2 amps. New, perfect. Price 16/6. P. & P. 3/6.



200/250 v. A.C. MOTORS. New 1/80 h.p., 2 drives, direct 6000 r.p.m., reduction 300 r.p.m. 22/6 each. P. & P. 2/6.



No. 100 RM VARIABLE VOLTAGE TRANSFORMERS, as illustrated above. Brand new in manufacturers' original cases. Input 230-volt A.C., output variable from 0 to 270 volt at 9 amperes. Price £15 each, plus carr. 12/6.

No. 200 CUH VARIAC ex unit but new and unused. Input 230 volt A.C., output variable from 0 to 270 volt at 2 1/2 ampere. Price £7/10/-, plus carr. 10/-.

No. 200 CU VARIAC, Tandem model. Input 230 volt A.C., output variable from 0 to 270 volt at 4 1/2 ampere. New. Price £9 each, plus carr. 10/-.



NEW UNCHARGED UNFILLED 12 VOLT AC CUMULATOR 9 ampere in unspillable plastic cases. Comprises 6x2 volt separate cells connected by terminal strips. 6 x 5 1/2 x 4 1/2 in. over terminals. Price 19/- plus P. & P. 2/9. Wooden carrying case for same with lid and strap price 3/6.



12 v. D.C. AMPLIFIER, as new, for operation on 12 v. car battery, 10 watts undistorted output, with 6L6 valves in push-pull. Mike/Gram input, tapped output 7 1/2, 15, 62, 100, 250 or 500 ohms. £12/10/- each. Carr. 15/-.

L.T. TRANSFORMER, real heavy duty job, extremely well made for continuous duty. New in original manufacturers' cases. Input 110 v.-260 v. multi-tapped, 50 cycles, single phase. Output 28-29-30-31 v. at 21 amperes. Price 69/6. Carr. 9/-.




NEW CARPENTER'S TYPE POLARISED RELAYS. 2 x 9500 turns at 1,685 ohms.

Price 22/6 ea. P. & P. 1/-.

NEW MOVING COIL HEADSETS, complete with Tannoy carbon hand microphone, with plug suitable for No. 19 set. Price : 12/6 each plus P. & P. 2/-.

RCA AR88-LF, the "Rolls-Royce" of receivers. Covers 73-550 Kc/s. and 1.48-30.5 Mc/s in 6 bands. Controls: Variable Selectivity (crystal filter). 16 Kc/s-500 c/s., Noise Limiter, Tone, BFO, etc. Has 2 RF and 3 IF Amplifiers, "S" meter, Stabilised HT. For 110-230 v. A.C. mains. Supplied complete with 14 valves and handbook, but less case. In first class condition and perfect working order. Price £45.



VENNER 8-day clockwork Time Switch. Contacts 1 amp. 230 volt, 24 hour phase, 1/2 hour divisions, complete with key. Used but guaranteed perfect. Price 27/6 each. P. & P. 1/6.



BRAND NEW SELENIUM FULL WAVE BRIDGE TYPE RECTIFIERS, in manufacturers' original packing. D.C. output 36 v. 10 amp., made up of 12 x 110 mm. dia. plates. These fitted in cooling funnel (removable), size 1 1/2 in. x 8 in. x 4 1/2 in. Price 45/-, P. & P. 3/3.

WE ARE EXPERTS AT OVERSEAS PACKING & SHIPPING!

SERVICE TRADING Co.

PERSONAL CALLERS ONLY : 9 Little Newport Street, London, W.C.2. Tel: GER 0576
ALL MAIL ORDERS: (Early Closing Thursday)
47-49 High Street, Kingston-on-Thames.
Telephone: KINGSTON 4585

NEW! SPECIAL OFFER OF COMPLETELY BUILT TRANSISTOR POCKET RECEIVER



Size : $4\frac{1}{2} \times 3\frac{1}{2} \times 1\frac{1}{8}$ in.
Weight : 14 ozs.

The smallest pocket radio with the greatest value:
The product of a well known British manufacturer.

ONLY **£10 . 10 . 0** P.P. 2/6.
(Listed at 17 gns.)

- ★ 6-TRANSISTOR SUPERHET.
- ★ Medium and long wave (Light programme).
- ★ Built-in ferrite aerial.
- ★ Long life P.P.3 battery.
- ★ Attractive cabinet with gold trimmings.
- ★ OC72 push-Pull output.
- ★ Not a do-it-yourself.

IT'S MAGIC IN MINIATURE!

THE "TRANSISTOR-8" COMBINED CAR-RADIO/PORTABLE PUSH-PULL SUPERHET


This Portable 8 Transistor Superhet is tunable for both Medium and Long Waves and is comparable in performance to any equivalent Commercial Transistor Set. Simplified construction enables this set to be built easily and quickly into an attractive lightweight cabinet supplied.

STAR FEATURES

- ★ ALL EDISWAN TRANSISTORS.
- ★ 260 Milliwatts Output Push-Pull.
- ★ Medium and Long Waves.
- ★ Internal Ferrite Rod Aerial.
- ★ 7 x 4 Elliptical High Efficiency Speaker.
- ★ Drilled Paxolin Chassis $8\frac{1}{2} \times 2\frac{1}{2}$ in.
- ★ Transistor Holders.

- ★ New Point to Point wiring and practical layout.
- ★ Economical. Powered by $7\frac{1}{2}$ v. battery
- ★ Highly sensitive.
- ★ Ideal car radio.

Car Radio Conversion Components 8/- extra. A.V.C. 5/3 extra. 325 MW version 40/- extra.



We can supply these items including Cabinet for **£11/10/-**. P.P. 2/6. All parts sold separately. Send for **FREE** circuit diagrams, assembly data, illustrations and instructions, and full shopping list.

CALL AND HEAR DEMONSTRATION MODEL

SIX TRANSISTOR POCKET SUPERHET

STAR FEATURES

- ★ Medium and Long Wave.
- ★ 6 Selected Transistors.
- ★ Printed Circuit.
- ★ Internal Ferrite Aerial.
- ★ 30 ohms Speaker.
- ★ Instruction Booklet.
- ★ Low consumption.
- ★ Attractive Plastic Cabinet.
- ★ (Red, Blue and White colours).
- ★ 9 v. P.P.4 Battery.
- ★ Easy to Build.



This set is recommended as an ideal Portable. Highly sensitive, selective, containing the latest features giving simplicity in construction with amazing results.

All items supplied special inclusive price of **£9 . 19 . 6** P.P. 2/6.

ALL COMPONENTS SOLD SEPARATELY. SEND FOR LISTS.

"THE MINOR"



The smallest transistor radio offered on the market. Case size only $3 \times 2 \times \frac{3}{4}$ in. Variable tuning over medium waves. Home, Light and Third programmes without an aerial in areas of reasonable reception. Uses a three-stage reflex circuit of high efficiency. Total cost including Personal phone; transistor; long life miniature battery, circuit and complete layout diagrams and all components: **post free 52'6**

- ★ Internal ferrite aerial.
- ★ Weight less than 2 ozs.

All components sold separately. **Circuit, layout diagrams and shopping list free.**

"THE MAJOR"

STAR FEATURES

- ★ No aerial or earth.
 - ★ Variable tuning over medium waveband.
 - ★ Internal ferrite aerial.
 - ★ Foreign stations (in areas of reasonable reception).
 - ★ Drilled and mounted chassis.
 - ★ Four-stage reflex circuit.
 - ★ Highly efficient.
 - ★ Economical ($1\frac{1}{2}$ mA. consumption). Size $4\frac{1}{2} \times 3 \times 1\frac{1}{2}$ in. Total weight less than 4 oz.
 - ★ May be assembled within an hour.
 - ★ Complete layout diagrams.
- We can supply all items including EDISWAN **72'6** TRANSISTORS, case and personal earphone for... **post free**
- Circuit, layout diagrams and shopping list free.**



AS DESCRIBED IN OCT. ISSUE OF 'RADIO CONSTRUCTOR'

HENRY'S RADIO LTD.
(Dept. W/WM)

5, HARROW ROAD, PADDINGTON, W.2
(Opposite Edgware Road Tube Station) PAD 1008/9

MAINS OPERATED PORTABLE RADIO

- ★ FIVE VALVE SUPERHET
- ★ BUILT IN FRAME AERIAL
- ★ ALL MARCONI VALVES
- ★ SLOW MOTION TUNING
- ★ 7 x 4 inch ELLIPTICAL SPEAKER
- ★ GRAMOPHONE PICK-UP SOCKETS
- ★ SIZE 10 x 10 x 4 inches.
- ★ MAINS 200/240 v. A.C./D.C.

The product of a well-known radio manufacturer:
Gives world-wide coverage on all wavebands.


The ideal unit for a radio-gram or portable radio.

Models available:

- Type C—**
Medium wave, 180 to 550 metres.
Short Wave, 10 to 30 metres (10 to 30 Mc/s) in two wavebands.
Gramophone.
- Type D—**
Medium Wave, 180 to 550 metres.
Long Wave, 800 to 2,000 metres.
Short Wave, 15 to 50 metres (6 to 20 Mc/s).
Gramophone.

£7/12/6 Post 3/6
(BOTH MODELS)
PORTABLE POLISHED WOOD CABINET, 27/6 EXTRA.
SUPER REXINE PORTABLE CABINET (Illustrated) 37/6 EXTRA.

GUARANTEED BRAND NEW AND IN PERFECT WORKING ORDER



RECORD PLAYERS

- COLLARO CONQUEST.**—4-speed auto-changer with lightweight turnover crystal pick-up and manual control. £7/19/6. P.P. 4/6.
- COLLARO** 4-speed single player with crystal turnover head, £6/19/6. P.P. 3/6.
- B.S.R.** 4-speed auto-changer with lightweight turnover crystal pick-up head, £6/19/6. P.P. 4/6.
- EACH OF THE ABOVE RECORD PLAYERS INCORPORATE THE LATEST FEATURES:
★ LIGHT WEIGHT ACTION. ★ LONG PLAYING LIFE. ★ EASE OF FITTING AND USE.
★ FULLY GUARANTEED.

- PYE 45 Mc/s. STRIP TYPE 3583.**
Complete with 12 valves. 10—EF50; EB34; EA50, with modification data.
- ABSOLUTE BARGAIN 39/6** Carriage 5/6.

PIRANI HIGH VACUUM TEST EQUIPMENT

COMPLETE set of instruments including calibrator and PYE Scalelamp galvo.

£33/10/- Post free.

BOOKLET ON REQUEST.

"372" MINIATURE IF STRIP 9.72 Mc/s



The ideal F.M. conversion unit as described in "P.W." April/May, 1957. Complete with 6 valves, three EF91's, two EF92's and one EB91.I.F.T.'s etc., in absolutely new condition. With circuit and conversion data.

12/6 (less valves) **37/6** (with valves)
Postage and packing 2/6 (either type)
FM AT ITS CHEAPEST!

ROTARY CONVERTER

24 v. D.C. to 230 v. A.C. 50 cycles. 100 watts. Brand new and unused.

£5/10/- Carr. 7/6.

426 CONTROL UNIT

Includes: 4—EF50; 2—SP61; EB34; multibank switches; pots; transformer, etc.

ONLY **30/-** P.P. 3/-.

NEW TRANSISTORS—PRICE REDUCTIONS

- (Junction Type PNP)
- Ediswan XA104 6 Mc/s osc/mixer, RF 18/- ea.
 - Ediswan XA103 4 Mc/s RF and IF amp. 15/- ea.
 - Ediswan XB104 Audio Output etc. 10/- ea.
 - Matched pair XB104 for up to 250 mVv audio output 20/- pr.
 - Continental OC44 12 Mc/s osc/mixer, RF amp. 20/- ea.
 - Continental OC45 6 Mc/s IF and RF amp 30/- ea.
 - Continental OC72 up to 350mW push-pull 25/- ea.
 - Continental OC72 up to 350mW push-pull 20/- ea.

- New market power transistors:
- V15/10P; 15 volt 10 watts 17/6 ea.
 - V15/20P; 15 volt 10 watts 39/- ea.
 - V15/30P; 15 volt 10 watts 48/- ea.
 - V30/10P; 30 volt 10 watts 48/- ea.
 - V30/20P; 30 volt 10 watts 54/- ea.
 - V30/30P; 30 volt 10 watts 57/- ea.
 - V15/201P; 15 volt 2 watts 25/- ea.
 - V30/201P; 30 volt 2 watts 35/9 ea.
 - Red spot 800 kc/s Audio amp. 7/6 ea.
 - White spot 2 to 5 Mc/s RF etc. 12/6 ea.
 - Green/Yellow Audio Amplifier 7/6 ea.
 - Red/Yellow 1.5 to 8 Mc/s RF or IF etc. 15/- ea.
- Data sheet available on all types.

FULL TRADE DISCOUNTS. LARGE RANGE OF SUBMINIATURE TRANSISTOR COMPONENTS IN STOCK: SEND FOR NEW FREE LIST.

V.H.F. TRANS/RECEIVER TYPE TRI920

100/120 mc/s
I.F. Freq. 9.72 mc/s, bandwidth 40 kc/s 4-channel xtal controlled, V.H.F. airborne trans/rec. Complete with 21 valves and TX crystal and 24 v. rotary unit. All contained in metal case. In new condition with full circuit. P.P. 10/6

£8/19/6

Circuits sold separately 1/9 post free.

V.H.F. 10-CHANNEL TRANS/REC. TYPE 1986

Freq. range 124.5/156 mc/s I.F. 9.72, bandwidth 23 kc/s

Sub-units available	Type	With Valves	Less Valves	P.P.
Transmitter	81	75/-	25/-	2/6
Receiver	114	27/6	7/6	2/6
I.F. Amplifier	476	37/6	12/6	2/6
Modulator	105	20/-	7/6	2/6
Rotary Unit 24 v.	3	15/-	—	2/6
Control Unit 10-way	382	6/-	—	9d.

All above in absolute new condition. Full circuits available 1/9 post free.

RC4 6½-inch P.M. SPEAKER in Cabinet. With vol. control and 600 ohm Line Trans.

27/6 P.P. 2/6.

RF UNITS TYPE 25 Switched

Tuning 30 to 40 Mc/s. Includes 3 SP61's. Carriage 2/6.

TYPE 26: Variable tuning, 50 to 65 Mc/s. Including 2 EF54's and 1 EC52. Carriage 2/6.

(Circuits in stock for both types 9d. each.)

10/-

25/-

STROBE UNIT

Complete with: 6—EF50; 5—EA50; SP61. Relays, etc. P.P. 2/6

35/-

APQ9 HF UNIT

Includes 931A photo-multiplier. 2—807, 3—6AC7, 2—8012 HF. Gear drives. Blower motor. Mains transformer, etc. P.P. 7/6

£7/10/-

RADIO AND TV VALVES ETC.

OVER 400 DIFFERENT TYPES IN STOCK: SEND FOR NEW FREE LIST.

I82A INDICATOR

Includes: 517C tube; 4—SP61; 5U4G; transformer, etc. P.P. 5/-

57/6

CRYSTAL CALIBRATOR

For No. 19 Set.
10 Kc/s; 100 Kc/s; 1 Mc/s.; spot frequencies; Crystal controlled oscillators; includes 5—125C7 valves, neon modulator handbook, etc.

BRAND NEW **£4/19/6** Post free.

MIXER UNIT TYPE 79

Frequency range 172 to 190 Mc/s. Comprising: VCR139A Cath. ray tubes; 7—EF50; EF55; 4—EA50; 2—EB91; 5U4; VU120, and EC52. Standard main input 200-250 volts 50 c/s. Ideal Scope Basis.

£5/10/0 Carriage 5/-.

WALKIE/TALKIE TYPE 38 TRANS-MITTER/RECEIVER

Complete with 5 valves. In new condition. These Sets are sold without Guarantee, but are serviceable.

22/6 P.P. 2/6.

H/phones 7/6 pair, Junction Box, 2/6. Throat Mike, 4/6. Canvas Bag, 4/-.

TRANSMITTER/RECEIVER, Army Type 17 Mk. II

Complete with Valves, High Resistance Headphones, Handmike and Instruction Book and circuit. Frequency Range 44.0 to 61 Mc/s. Range approximately 3 to 8 miles. Power requirements: Standard 120 v. H.T. and 2 v. L.T.

Ideal for Civil Defence and communications. BRAND NEW **45/-**

44-61 Mc/s. Calibrated Wavemeter for same, 10/- extra.

SYNCHRONIZER UNIT

Includes: 3—6L6M; 12—6AC7; 6SQ7; 5—717A; 6—6SN7GT; 6H6; slow motion drive, blower motor, transformer etc. **£4/19/6** P.P. 5/-.

QUARTZ CRYSTALS

A large range of frequencies in stock from 100 Kc/s. upwards. Fundamentals: 54th and 72nd harmonics etc. Send for NEW free complete list.


HENRY'S RADIO LTD.

DEPT. W/WM

5, HARROW ROAD, PADDINGTON, W.2

(AT JUNCTION OF EDGWARE ROAD AND HARROW ROAD) PAD 1008/9

CLYNE RADIO LTD.



162, HOLLOWAY ROAD, LONDON, N.7
NORTH 6295/67
and 18, TOTTENHAM COURT ROAD, LONDON, W.1
MUSseum 5929/0095

(50 yards only from Tottenham Court Road Tube)

All post orders and correspondence to 162, HOLLOWAY ROAD, LONDON, N.7

LOOK!

OUR NEW WELL-APPOINTED AND FULLY EQUIPPED HI-FI DEMONSTRATION ROOM IS NOW OPEN AT 18, TOTTENHAM COURT ROAD
Continuous Demonstrations Daily
WHY NOT PAY US A VISIT?

STEREO & HI-FI EQUIPMENT

We stock equipment of Quality by all leading makers • QUAD • LEAK • ROGERS • DULCI • AVANTIC • PAM • JASON • B.T.H. • ARMSTRONG • CHAPMAN • GRUNDIG • VERDIK • HARTING • G.E.C. • WHARFEDALE • GOODMAN • W.B. • T.S.L. • COLLARO • GARRARD • B.S.R. • LINEAR • RECORD-HOUSING, etc., etc.
Leaflets available on request. Write or call for individual attention. Terms available if required.

BUILD A QUALITY TAPE RECORDER FOR ONLY 39 GNS.



- Comprising:
- Collaro Mark IV Tape Transcriber Deck £25 0
 - Special ready built amplifier £14 14
 - 8 x 6in. elliptical loudspeaker £1 10
 - Special de luxe Portable Cabinet with gilt fittings..... £4 10
 - Collaro Mike (or similar)..... £2 5
 - 1,200ft. spool E.M.L. tape... £1 15

TOTAL £49 14

OUR SPECIAL INCLUSIVE PRICE ONLY 39 GNS. If all items purchased together, plus 15/- C. & P. Full assembly instructions provided. Note: We shall be pleased to wire the tape deck switches for you if you wish, at an extra charge of £1. Hear this wonderful recorder at either of our branches or send stamp for further details. Terms available.

"TRU-SOUND" STEREO AMPLIFIER

This amplifier offers superb quality at very moderate cost and is suitable for use in conjunction with any standard or stereo record player. Brief spec: Twin amplifiers delivering a total of approx. 7 watts. Output to match 3 ohm loudspeakers. Valve line up 12AX7, 2-ECL82, E250. Negative feed back employed in both channels. Controls: volume, tone and balance. Supplied with attractive gold control panel with black lettering, brown and gold control knobs. Overall size 9x6x5in. Control panel 9x2in. Price only £8/10/-, plus 3/6 P. & P.

PORTABLE GRAM AMPLIFIERS

RC2A. Small PRINTED CIRCUIT single-valve high-gain amplifier for the smaller type of portable. Employs latest type ECL82 valve. Further details on request. Price only 59/6 plus 2/- P. & P.
RC3A. A superior quality 3-valve amplifier employing E280, EL84 and ECC83. With separate base and treble controls. Price £3/19/6 plus 2/6 P. & P.

DECCA PORTABLE AMPLIFIER. As supplied in famous DECCAMATIC III. Complete with small cream control panel escutcheon and knobs. Full range tone and volume controls. Employs ECL82 valve. Size 3x3 1/2 x 8 1/2in. Only 59/6 plus 2/6 P. & P.

SPECIAL CELESTION 8x6in., elliptical high flux loudspeaker, 30/- plus 1/- P. & P.
VERY ATTRACTIVE PORTABLE CABINET in Red and White or Black and White polka dot for accommodating the above items and ancillary equipment, 75/-, plus 5/- P. & P.
NOTE. Supplied post free if all above items purchased together.



RECORD HOUSING "NORDYK" UNITS

The above illustrated cabinets are available at £21/12/-, inc. Plus C. & P. £1. Terms available.
WE NOW STOCK THE FULL RANGE OF "RECORD HOUSING" CABINETS. These cabinets are renowned for their excellent quality and superb finish. Send for illustrated leaflet of complete range.

LOUDSPEAKERS AND ENCLOSURES

We stock all leading makers including B.T.H., Wharfedale, W.B., Goodman, etc., etc. Enquiries invited.


HARTING STEREO TAPE DECK

For the Connoisseur of genuine High Fidelity for inclusion in any High Fidelity combination. The Harting STEREO Tape Deck is a professionally made and designed unit of the highest standard. Where first class reproduction of Stereo or standard tapes is required this deck cannot be beaten. Will record Monaurally at 7 1/2in. per sec. or 3 1/2in. per sec. Wow and flutter guaranteed to be less than 0.1 of 1% at 7 1/2in. Frequency response: 30-20,000 c/s. ± 2db, at 7 1/2in. 30-16,000 c/s. ± 2db, at 3 1/2in. This fantastic response is maintained both on Stereo and Monaural playback, and is entirely due to the latest type of TELEPUNKEN Record/Playback and erase heads employed. Further details on request. PRICE 42 GNS. plus 15/- C. & P.

"ROLEX" SPECIAL HEAVY DUTY MAINS/BATTERY AMPLIFIER. Very smart unit housed in grey crackle finish case with chrome and cream fittings. For use on A.C. mains 200/250 v. or 6 v. D.C. battery. Valve line-up 6BK7, 6BN7, 6SL7, 2-6V6, 6X5 and 629C vibrator. 30 watts output to match 4, 8, 16, 250 and 500 ohm speaker systems. Ideal for P.A. work, etc. Size 13 1/2in. x 8 1/2in. x 7 1/2in. Mike and gram inputs with separate gain controls, tone control. Brand new, fully guaranteed. ONLY £15/15/-, plus 7/6 P. & P.

"USWAGS"

JASON J.T.V. TUNER



All components for building this long awaited tuner, covering 3-BBC/FM and BBC/ITV sound channels, can be supplied ex stock, at a special price of ONLY £13/19/6, P. & P. 3/6, including all valves and PRE-FABRICATED FRONT END TURRET. Incorporates built-in power supplies, tuning indicator and series noise limiter on A.M. Comprehensive assembly instructions together with itemised component price list available separately at 3/6 post free. NOTE. Please state Local Channels when ordering.

EXTRA SPECIAL OFFER!!

A small three-valve PORTABLE RECORD-PLAYER AMPLIFIER mounted on baffle 12 x 7in. with High Flux 6 1/2in. Loudspeaker, Valve line-up ECC83, EL84, E250. Incorporates separate base and treble controls. Max. output 3 watts. Will match all types of high impedance pick-up. Ready to use. £5/12/6 plus 3/6 P. & P.



NEW STYLE CABINET finished in two-tone Leatherette. Will accommodate above Amplifier and Baffle without modification, also most types of Ancillary Equipment. Overall size 18x13 1/2 x 8 1/2in. Fitted with carrying handle. £3/9/6 plus 5/- P. & P. NOTE. If both items purchased together they will be supplied at a special inclusive price of £8/7/6 plus 6/6 P. & P.


A SUPERB NEW TRANSISTOR PRINTED CIRCUIT POCKET PORTABLE (BY PERDIO)



A most attractive receiver employing 6 selected transistors and covering Medium and Long wave bands. Housed in smart cream plastic case, size 5 1/2in. x 3 1/2in. x 1 1/2in., with gilt table stand and control knobs. All necessary components for construction of this beautiful receiver are available at a special inclusive price of £9/19/6, plus 2/6 P. & P. including comprehensive, easy-to-follow instructions (available separately. 2/6 post free.)

RECORD UNITS

COLLARO AC 3/554 Three-speeds single record Player for A.C. mains, 200/250 v. Cream finish, complete with turnover crystal pick-up incorporating the well-known high output "T" type head. Strictly limited quantity at £5/19/6 plus 3/6 P. & P.



LATEST B.S.R. UA12 Stereo 4-speed auto-changer unit complete with FUL-FI stereo cartridge for monaural or stereo records. Brand new and fully guaranteed. £12/12/- plus 3/6 P. & P.

B.S.R. MONARCH Mixer Auto-changer in cream and gold. £6/19/6, plus P. & P. 3/6. Limited Stocks.

THE LATEST COLLARO "CONQUEST" 4-speed autochanger in cream with Studio "O" insert. £7/19/6, plus P. & P. 3/6.

GARRARD BC. 12LD MK. II STEREO MONAURAL 4-SPEED AUTOCHANGER

This is the very latest unit by this famous manufacturer. Supplied complete with GC3 plug-in turnover crystal head and sapphire stylus for 78 and L.P. standard records. Brand new and fully guaranteed. Very limited stocks at ONLY £11/0/6, plus 5/- P. & P. NOTE: The very latest Garrard L.P. Stereo plug-in head for above unit can be supplied as an optional extra for only £2/0/1 inc. P.T. Terms available

GARRARD 4HF A quality 4-speed single-record unit complete with TPA12 transcription arm and GC8 crystal pick-up. Size (space reqd.) 17 1/2 x 13 1/2 x 3 1/2in. above board and 3 1/2in. below. PRICE £19/7/10. Plus 3/6 P. & P.

GARRARD 4SP. This famous single-record 4-speed unit complete with GC2 turnover crystal head and sapphire stylus available in limited quantity. Brand new and fully guaranteed. Only £6/19/6, plus 3/6 P. & P.

Our advantageous deferred terms are available on any single item over £5. Your enquiries invited.

If not stated, please add postage on orders under £1. Cash with order or C.O.D. (charges extra).

Open: Tottenham Court Road: 9 a.m. to 6 p.m. Mon. to Fri., Sat. 1 p.m. Holloway Road: 9 a.m. to 6 p.m. daily. Thurs. 1 p.m., Sat. 5.30 p.m.

HEADSET SPECIAL. Excellent quality ear lightweight low impedance magnetic headphones complete with button microphone attached and plastic ear moulds. By world famous manufacturer. Absolutely brand new. 45/- pair. Plus 1/6 P. & P.

TRANSFORMER SPECIAL. Superior quality half rounded drop thro' Mains Transformer. Input 250 v. Output 350-0-350 v. 80 mA., 6.3 v. 2 a., 5 v. 2 a., 5 v. 2 a. Ex-equipment but guaranteed O.K. ONLY 9/6 plus 1/6 P. & P.

METER SPECIAL. We have a limited quantity of aircraft electrical thermometers by Weston. 2in. moving coil meter, flush square fitting. These meters have a luminous scale graduated 40-140 degrees centigrade, but the full-scale deflection is approximately 150 microamps. Price 12/6 each only, plus 1/6 P. & P.

POWER PACK. By leading manufacturer. Input 200/250 v. Output 350-0-350 250 mA., 6.3 v., 3 a., 6.3 v., 2 a., 5 v., 2 a., 5 v. 2. Fully smoothed. Incorporates valve rectifier GZ32. Chassis measures 13in. x 7in. x 5 1/2in. Wt. 22lb. Few only at 24/19/6 plus 3/6 P. & P.

GOOD QUALITY EXTENSION LOUD-SPEAKER in attractive Bakelite Cabinet, (Black or Brown). Complete with input socket and two wander plugs. Slightly shop soiled. Guaranteed working order. ONLY 27/6 plus 1/6 P. & P.

CRYSTAL MIC. INSERTS. Ex-equip. but perfect. 4/6 each. Plus 9d. P. & P.

WINDING WIRE. 5 coils 10 yards each in different colours contained in cellophane bag. 5/- bag plus 9d. postage.

"USWAGS"

No. 33 TRANSMITTER RECEIVER (Popular Walkie-Talkie). We have been most fortunate in obtaining a further supply of these complete stations comprising TX/RX unit headphones, microphone, aerial, junction box, battery bracket and full operating instructions. Range: approx. 5 miles. Frequency coverage 7.4-9 mc/s. ABSOLUTELY BRAND NEW, 65/- (Batteries not supplied.) Export enquiries invited.

★ BARGAIN CORNER ★

A CONSTRUCTORS' MUST
THE LATEST "PICO" INSTRUMENT
BIT SOLDERING IRON
 With integral Stand and built-in Spotlight for illuminating work. 200/250 v. ONLY 22/6. P. & P. 1/6.

EX-W.D. FIELD TELEPHONE SETS.
POWER NO. 1 MK. II. As new, complete with handset, bell and buzzer. £3 each or 25/10/- pair.

EX-W.D. DON MK. V FIELD TELEPHONE SET. Complete with handset, buzzer hand generator, Morse key. £3 each or 25/10/- pair.

(Both above plus 2/6 P. & P.)
OCTAL PLUGS, EX. EQUIP. 9d. ea., plus P. & P. 6d.

PACKARD BELL PRE-AMPLIFIER SNIP Complete with 6S17GT and 2S177 Plugs, hand switch, many components contained in useful metal case. Brand new, boxed and complete with circuit diagram and instruction book. Only 12/6 plus 1/6 P. & P.

MOVING COIL HEADPHONES, complete with ear pads, lead and jack plug. Approx. 60 ohms impedance. 12/6 pair, plus 1/6 P. & P.

H.G.P. 59 CRYSTAL INSERT. Complete with LP and STD Sapphire Styl. Brand new. 18/- plus 9d. P. & P. Suitable for B.S.R. Monarch, etc.

SPECIAL PURCHASE from MINISTRY.
BRAND NEW No. 17 Mk. II TRANSMITTER/RECEIVER.

Built into strong wooden cabinet 15in. x 14in. x 9in. Complete with headphones and microphone. Range 5-8 miles with simple aerial.

Frequency coverage 44-61 mc/s. (5-7 metres). Uses standard 120 v. H.T. and 2-watt L.T. batteries. Complete with full operating instructions. 59/6. (Batteries not supplied.)

24 VOLT ROTARY CONVERTERS. Input 24 v. D.C. Output 200/250 v. A.C. 100 watts. Complete in black steel box 18 1/2in. x 1 1/2 x 8in. Weight approx. 30lb. Completely smoothed, incorporates Sodium Lamp transformer. Brand new 92/6.

POLYSTYRENE COIL CEMENT. 1/10 per bottle plus 6d. P. & P.

3 VOLT VIBRATOR PACK. Ex-W.D. Output 140 v. at 30 mA. Fully smoothed. Size only 6 1/2in. x 5 1/2in. x 2 1/2in. New condition 12/6. Plus 1/6 P. & P.

SPECIAL UNREPEATABLE OFFER!

ATTRACTIVE POLISHED WOODEN EXTENSION SPEAKER CABINET fitted with good quality 8in. loud-speaker unit (for example: Goodmans, W.B., or similar). Supplied in original condition as High impedance unit with volume control, easily converted to standard Low impedance for matching domestic Radio etc. Size approx. 11in. x 14in. x 6 1/2in. These are reclassified "Rental" units in first class working order and are ONLY 16/6 complete, plus 3/6 P. & P.



"USWAGS"

LIGHTWEIGHT EXCELLENT QUALITY INSTRUMENT BIT SOLDERING IRON. (4in. bit) complete with neon indicator built into handle. 25 watt element. Suitable for use on AC/DC mains 200/250 v. Brand new 16/6. Plus 1/6 P. & P.

12 VOLT VIBRATOR PACK. Mailory. Output 150 v. 40 mA. Complete with Synchronous Vibrator. Brand new 12/6. Plus 1/6 P. & P.

MORSE KEYS. SUPERIOR QUALITY. Brand New. 2/6 plus 1/6 P. & P.

10in. RECOND. GOOD QUALITY LOUD-SPEAKER. Complete with O.P. trans. As good as new. 17/6 plus 1/6 P. & P.

12in. BAKERS SELHURST LOUD-SPEAKERS. 15 ohms, 15 watt, 30-14000 cps. Few only. Brand new. 24/10/- plus 3/6 P. & P.

12in. RICHARD ALLAN P.M. LOUD-SPEAKER. 3 ohm speech coil. Brand new. Only 32/6 plus 2/6 P. & P.

10in. LOUDSPEAKER. Ex-equip. as new. Less transformer. 3 ohm speech coil. 15/- plus 1/6 P. & P.

3-SECTION WHIP AERIALS. Ideal for fishing rods, etc. Each section 4ft. Only 7/6 set. Plus 2/6 P. & P.

NYLON DRIVE CORD. 12 yd. Reel. Best quality 3/6 plus 6d. P. & P.

CLR LOW IMPEDANCE HEADPHONES 5/8 pr. BRAND NEW IMPORTED High impedance lightweight headphones. Finished in cream. 15/- pr. DLRS Moving Coil. Low impedance Headphones, 7/6 pr. All plus 1/6 P. & P.

"INTERNATIONAL RADIO TUBE ENCYCLOPAEDIA." World-wide valve data in 14 languages plus English. Approx. 770 pages, 63/- plus 3/6 P. & P. Or Terms: 10/- deposit and 6 monthly payments of 10/-.

TRANSISTORS!!!

SURPLUS-P.M.P.	
RED SPOT (Audio/Experimental Application)	7/6 ea.
WHITE SPOT, R.P. up to 2.5 Mc/s.	15/- ea.
STANDARD-BRIMAR	
T.S.1	18/- ea.
MULLARD	
OC16 Power 3 watt	60/- ea.
OC44	40/- ea.
OC45 R.F. up to 6 Mc/s.	35/- ea.
OC70	21/- ea.
OC71	24/- ea.
OC/72 matched pair	60/-
NEWMARKET	
V6/R2 R.F. up to 4 Mc/s.	24/- ea.
V6/R4 R.F. 4-8 Mc/s.	33/- ea.
V6/R5 R.F. 8 Mc/s.-up	42/- ea.
AUDIO	
V10/15A	15/- ea.
V15/10P (Power)	20/- ea.
(Data sheets available.)	
(ALL POST FREE)	


TO BUILD YOURSELF

● ALL PARTS AVAILABLE SEPARATELY ●

WE ARE THE EXPERTS IN THIS FIELD AND CARRY THE MOST COMPREHENSIVE STOCKS IN THE COUNTRY

	All required components at special inclusive price	Instruction Book and itemised price list available separately
(1) New Look "RAMBLER" all dry shet portable	£7 7 0	2/6 1/6
(2) "RAMBLER" Mains Unit (suitable for most portables)	£2 7 6	1/6 9d.
(3) "ECONOMY FOUR" T.R.F. Mains Receiver	£5 10 0	2/6 1/6
(4) "FAMILY FOUR" (our new T.R.F. Receiver)	£4 19 6	2/6 1/6
(5) "SUPERIOR FOUR" (four valve mains receiver)	£6 9 6	2/6 1/6
(6) GRAM Chassis 5-valve Superhet	Now Discontinued	
(7) T.S.L. F.M. Tuner (self powered)	£10 19 6	3/6 2/6
(8) Standard JASON F.M. Tuner	£6 15 0	2/6 2/-
(9) Fringe area JASON F.M. Tuner	£7 15 0	2/6 2/-
(10) JASON "MERCURY" Switch tuned F.M. feeder	£9 19 6	2/6 2/-
(11) OSRAM 912 Printed circuit F.M. Tuner	£8 8 0	2/6 2/6
(12) JASON "ARGONAUT" AM/FM Chassis	£15 5 0	2/6 2/-
(13) JASON "ARGONAUT" AM/FM Tuner	£13 19 6	3/6 2/6
(14) F.M. Power pack (suitable for most tuners)	£1 17 6	1/6 1/-
(15) R.C. 3/4 watt amplifier (with Bass, Middle and Treble controls)	£4 5 0	2/6 1/-
(16) 2-amp. Battery Charger	£1 16 6	2/6 3d.
(17) R.C. Transistor/Crystal Receiver (with 'phones)	£1 17 6	1/3 3d.
(18) R.E.P. 1-valve Battery Receiver	£2 2 0	2/- 9d.
(19) "CRY-BABY" ALARM (Baby Alarm)	£3 12 6	2/6 1/-
(20) "R.E.P. MINI-7" Transistor Portable (see opp.)	£9 19 6	2/6 1/6
(21) MULLARD 510 Amplifier (printed circuit) Ultra Linear version	£9 9 0	3/6 3/6
(22) TELETRON "COMPANION" 3-Transistor Printed Circuit Portable	£4 19 6	2/- 6d.
(23) TELETRON "TRANSIDYNE" Transistor Portable	£11 19 6	3/6 1/-
(24) "DE-LUXE" Printed Circuit Superhet	£7 19 6	2/6 1/6
(25) JASON J.T.V. Tuner	£13 19 6	3/6 2/6
(26) RADIO JACK	19 6	1/6 6d.
(27) MULLARD TYPE "C" Tape pre-amp.	£12 9 6	3/6 2/6
(28) TAPE RECORDER (with Collaro Mk. IV deck)	£40 19 0	15/- 1/-
(29) JASON J. 3-3 Stereo pre-amp.	£15 17 0	2/6 2/6
(30) JASON L-4 Stereo pre-amp.	£22 14 0	2/6 3/-
(31) PERDIO Pocket Transistor Portable	£9 19 6	2/6 2/6
(32) New Jason F.M. Tuner with built-in power supplies & cabinet	£8 19 6	3/6 2/6
(33) New Jason Fringe Area F.M. Tuner as above	£10 19 6	3/6 2/6

MULLARD 510 HIGH-FIDELITY AMPLIFIER



Our printed circuit version of this excellent amplifier, with ULTRA-LINEAR PUSH-PULL output stage, giving an exceptionally high quality output of 10 watts (max.). Built-in Controls are provided for independent bass and treble Tone correction to suit all types of signal input. Will match all crystal or high impedance magnetic pick-up heads, P.M., A.M. or A.M./F.M. tuners or tape recorder output. All required components of best quality to Mullard Specification are provided for independent constructional details theoretical, practical wiring diagrams, itemised, price list available separately at 3/6 post free.

AN ELECTRONIC ORGAN. Many readers will be interested to hear that we are in the process of constructing the excellent Electronic Organ designed by Mr. Alan Douglas, M.I.R.E., A.M.I.E.E. The completed organ will be on view at our Holloway Road branch in due course (see later for announcement). For the benefit of all would-be constructors, all Components, Keyboards, Chokes, etc., will be available ready made. Your enquiries are invited. Full constructional details available in book form at 15/- plus 1/6 P. & P. Please address enquiries re. above for the attention of L. Roche.

METERS. We carry large stocks of Meters from 50 microamps to 1,500 v. A few of the most popular types are—100 microamps 2 1/2in. Flush Round Moving Coil @ 45/-; 500 microamps 2in. Flush Round Moving Coil @ 18/6; 1 mA. 2in. Flush Square Moving Coil "Elliot", 1954 man., 25/-; 50 mA. 2in. Flush Square Moving Coil, 8/6; 0.5 amp. R.F. 2in. Flush Square, 3/6. Send stamp for complete list. We shall be pleased to quote for special meters to your own specification.

RADIO JACK. The latest addition to our comprehensive range of equipment to build yourself. Covers local Medium Wave Stations variably tuned. Compact self-contained unit requiring only connection to aerial (no power supplies required) for first-class reception when used in conjunction with your tape recorder or high gain amplifier. All necessary components available at a special inclusive price of only 19/6. plus 1/6 P. & P.

"USWAGS." Does this mean anything to you? IT SHOULD! It means: UNRIVALLED SERVICE WITH ABSOLUTELY GUARANTEED SATISFACTION and is yours for the asking, whether MAIL ORDER CUSTOMER or PERSONAL CALLER. EVERY item supplied, from the cheapest to the dearest, is covered by our satisfaction or money back guarantee. Make "USWAGS" as familiar to you as it is to us!!

GLYNE RADIO LTD.

162 Holloway Road, London, N.7.
 and
 18 Tottenham Court Road, London, W.1.



The following are also available assembled and tested—
 (2) "RAMBLER" Mains Unit, £3/5/-; (7) T.S.L. F.M. Tuner, £13/15/-; (4) F.M. Power Pack, 52/6; (15) R.C. 3/4 watt Amplifier, £5/5/-; (16) 2-amp. Battery charger, 45/-; (19) "CRY-BABY" Alarm, 89/6; (21) Mullard 510, £12/12/-; Instruction Books which contain full description, easy-to-follow practical wiring diagrams, theoretical diagrams, itemised price lists, etc., are supplied free of charge with all parcels but may be purchased separately if required.
 NOTE: (2) The "RAMBLER" Mains Unit is suitable for use with MOST all-dry portables.

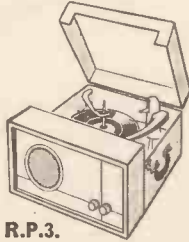
RECORD PLAYER CABINETS



49/6

R.P.1.

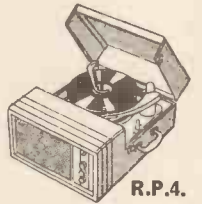
A practical cabinet nicely designed, cloth covered two-tone (brown and coffee). Size 15 x 17 x 8in. deep. Takes B.S.R. 4-speed Autochanger and 6in. round or elliptical speaker. Carr. and Ins. 4/6.



R.P.3.

R.P.3.
79/6

A delightful looking cabinet 14½ x 17½ x 8½in. in 2-tone leatherette. Will take a B.S.R. Monarch 4-speed auto-changer and 6in. round speaker. Carr. and Ins. 4/6.



R.P.4.

Stylish cabinet by famous manufacturer. Cloth covered in contrasting colours (red and grey). Grilled front controls panel. Size 15 x 19 x 8½in. deep. Beautifully made—a cabinet of which you can be really proud. Takes 4-speed B.S.R. Autochanger, 6½in. round or elliptical speaker Room for any amplifier of your own choice. Carr. and Ins. 4/6.

69/6

A beautifully styled cabinet. Made by a famous manufacturer. In polka dot cloth with clipped lid and carrying handle. Size 16 x 14½ x 8½ in. deep. Will take B.S.R. Monarch 4-speed Autochanger and 4 x 7in. elliptical speaker, and most of the modern portable amplifiers. Carr. and Ins. 4/6.



R.P.2.

EXTENSION SPEAKERS

Polished wood cabinet of attractive appearance. Fitted with 8in. P.M. Speaker W.B. or Goodmans of the highest quality. Standard matching to any receivers (2.5 ohms). Switch and flex included. Ins. carr. 3/6. Ideal for stereophonic sound. 8in. P.M. Speakers 8/9. With O.P. transformer fitted 10/-.



19/9

To suit most Record Players. 6in. Round P.M. Speakers, 12/6. 4 x 7in. elliptical speakers, 19/6. Postage 2/9.

STEREOPHONIC AMPLIFIER 17/19/6
Beautifully made for portable stereophonic record players. Latest design with printed circuit. Dimensions 3 x 5½ x 9½in. A.C. only. Mains isolated. Twin amplifiers each side giving 3-4 watts output. Incorporating ECL82 triode pentode valve. Full tone, volume and balance controls. Complete and ready to fit. Knobs 3/6 per set extra. P.P. and Ins. 4/6.

PHOTOGRAPHIC SLIDE

CASE
17/6


Rexine covered. Size 8 x 12½ x 2½in. deep. Takes 150 slides. Numbered partitions. Plated clip. Strong carrying handle. P. & P. 2/6.



MOTOR BOARDS 2/6

For 4-speed Autochangers. P. & P. 1/3.

TELEVOX TELEPHONE AMPLIFIER 89/6



Invaluable in a noisy office or workshop. 3 valves UY41; UF41; UL41. 3in. speaker and a suction type vibration microphone A.C./D.C. Size of amplifier 7 x 11 x 3in. Fits any type of G.P.O. telephone. P.P. and Ins. 4/6.



B.S.R. MONARCH 4-SPEED AUTOCHANGER £6.19.6

Incorporating auto and manual control complete with turnover crystal p.u. and sapphire stylus. P.P. and Ins. 5/6.

COLLARO 4-SPEED AUTOCHANGERS £7.19.6


Incorporating auto and manual control complete with studio crystal p.u. and sapphire stylus. P.P. and Ins. 5/6.

★ AMPLIFIERS ★

● 12 MONTHS GUARANTEE ●

● PORTABLE AMPLIFIER MARK D1. ●

● Brand new. Latest design with printed circuit. Dimensions 7 x 2½ x 5in. A.C. only. ● Mains isolated. 2-3 watts output. Incorporating EL84 as high gain output valve. ● Volume and tone controls. Knobs 2/6 extra. P. and P. 3/6.



59/6

● PORTABLE AMPLIFIER MARK D.2 79/6 ●

● Latest design. Dimensions 7 x 2½ x 5in. A.C. only. Mains isolated 3-4 watts output. ● Incorporating the latest ECL82 triode pentode output valve giving higher undistorted output. Volume and tone controls. Knobs 2/6 extra. P. and P. 3/6.

● PORTABLE AMPLIFIER MARK D.3 89/6 ●

● De luxe model. Printed circuit. Latest design. Dimensions 7 x 2½ x 5in. A.C. only. Mains isolated 3-4 watts output. ● Incorporating the latest ECL82 triode pentode output valve giving higher undistorted output. Volume, treble and bass control. Knobs 3/6 extra. P. and P. 3/6.

● PORTABLE AMPLIFIER MARK D.4 69/6 ●

● Brand new. By famous manufacturer. Especially built for portable record players. Dimensions 4½ x 3½ x 4in. A.C. only. 2 valves: ELB4 as high gain output valve, EZ80 as rectifier. Volume and tone controls. Knobs 3/6 extra. P. & P. 3/6.



● B.S.R. FUL-FI CRYSTAL TURNOVER CARTRIDGES 19/6 ●

● Brand new. Including sapphire needles for L.P. and Standard, giving fullest range and finest tone obtainable for any player. Can be fitted to all standard pick-up arms P. and P. 9d.

79/6

49/6



R.P.6.


Elegant cabinet, cloth covered in grey or red, with sunken control panel and speaker fret. Size 13 x 17 x 8in. deep. Takes B.S.R. Monarch 4-speed Autochanger, 7 x 4in. elliptical speaker and most of the modern portable amplifiers. Carr. and Ins. 4/6.

★ A FEW ONLY ★

GARRARD STEREO AUTOCHANGERS £12.19.6

R.C. 121/Mk. II. Automatic selection for any size record. Separate heads for monaural and stereo. Carr. and Ins. 5/6.

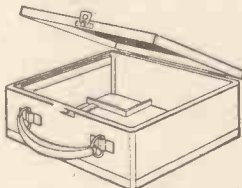
ALSO COLLARO CONQUEST STEREO AUTOCHANGERS 11 gns. with turnover cartridge for stereo L.P. and standard. Carr. and Ins. 5/6.



TRUVOX TAPE RECORDING CABINETS 79/6

Less speaker fret. Size 13½ x 15 x 8½in. deep. Detachable lid with compartment for spare tape. Covered in green washable plastic material. P.P. and Ins. 4/6.

STURDY CASE 12/6



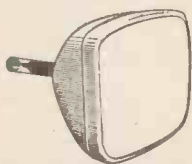
8½ x 7½ x 3½in. deep. Covered in burgundy and grey washable rexine. Strong clasp, hinges and handle. Ideal for Portable Radio chassis or Transistor set. Can be adapted as a record carrying case to hold 18 7in. long playing records. P. and P. 2/6.

DUKE & CO.

SPECIALISTS IN RECORD PLAYER CABINETS

★ TERMS ★
AVAILABLE

T.V. CHASSIS · TUBES · SPEAKERS



**REGETTERED
IMPROVED
VACUUM
T/V TUBES**

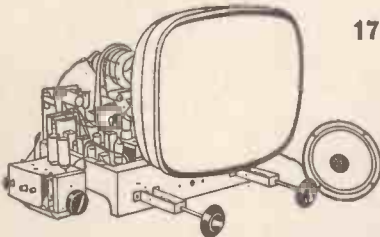
**12 MONTHS
GUARANTEE**

17" Rect. £7.10.0 14" Rect. £5.10.0

Our 12 months' guarantee (6 months' full replacement, 6 months' progressive) illustrates our wholehearted confidence in the Tubes we offer. We sell many hundreds a week throughout the country and have done so for the past seven years. Many of them go to the Trade, i.e., to Insurance Companies, Renters and Retailers who are thoroughly satisfied with our supplies. Remember, they also hold a 10 days money back guarantee. 9", 10", 14", 15", and 16" **ROUND TUBES** Our special offer of these sizes £5. 12In. T.V. Tubes £6. Three months' guarantee on round tubes. Ins. Carr. 15/6.


EXPRESS DESPATCH SERVICE

Please phone to confirm Tube in stock. Send Telegraph Money Order. Tube despatched Passenger Train same day. This service only available with remittance by a Telegraph Money Order.



**17" T.V. CHASSIS, TUBE AND
SPEAKER. 16 GNS.**

17in. Rectangular Tube on modified chassis. Supplied as single channel chassis covering B.B.C. channels 1-5 or, incorporating Turret Tuner, which can be added as an extra, at our special price to chassis purchasers of 50/- giving choice of any two channels (B.B.C. and I.T.A.). Extra channels can be supplied at 7/6 each. Chassis size 12 x 14½ x 11in. less valves. Similar chassis are used by well known companies because of their stability and reliability. With Tube and Speaker (less valves) 16 guineas. Complete and working with valves and Turret Tuner, 24 guineas. 12 months' guarantee on the valves and chassis. Ins. carr. (incl. Tube), 25/-.



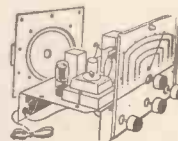
**HOME
RADIO**

79/6
AC/DC. Universal mains 5 valve octal superhet. 3 waveband receiver can be adapted to gram. p.u. In attractive wooden cabinet. 9½ x 18½ x 11½in. Ins. carr. 7/6.

**14in. T.V. CHASSIS, TUBE AND
SPEAKER, 11 guineas**

As above, with 14in. Rectangular Tube. 12 months' guarantee on Tube; 3 months' guarantee on chassis and valves. Chassis with Tube and Speaker (Less valves) 11 guineas. Complete and working with valves and Turret Tuner 19 guineas. Ins. Carr. (incl. Tube), 25/-.

**SUPER
CHASSIS
99/6**



5 valve superhet chassis including Bin. P.M. speaker and valves. Four control knobs (tone, volume, tuning w/change switch). Four w/bands with position for gram. p.u. and extension speaker. A.C. Ins. Carr. 5/6.

IDEAL CHASSIS 39/6

5 valve superhet. A.C. Radio or Radiogram chassis. 3 wavebands and gram switched. 8in. P.M. Speaker included. Set of valves 45/9 extra. Chassis size 19½ x 7½ x 9in. Carr. 5/6.

CHASSIS 1/-

6 or 8 valve. Latest type, midget valve design for A.M. or F.M. Brand new. Cadmium. Size 12½ x 7½ x 2½in. P. and P. 1/9.

12in. T.V. CHASSIS 29/6

Complete chassis by famous manufacturer. R.F. E.H.T. unit included. Easily fitted to table or console model owing to this chassis being in three separate units—(power; s/vision strip; t/base interconnected). This chassis is less valves and tube. Speaker FREE. I.F.'s 16-19.5 Mc/s vision. Channels 1-5 easily converted to I.T.A. by use of a Turret Tuner. Drawings available at 2/6 or FREE with order. Ins. Carr. 10/6. 12in. Tube available at £6. plus Ins. Carr. 15/6.

**POPULAR 12in. PLESSEY T.V.
CHASSIS 39/6**

This is a real bargain for anyone wanting to make up their own T.V. at a very low cost. I.F.'s 10.5-14 Mc/s. Simply adapted for a 12 Channel Turret Tuner and can be modified to take a larger Tube. A chassis in one unit. Untested. Less valves, tube, speaker and scanning coils. (All can be supplied as extras.) Circuit diagram available at 3/6 or FREE with order. Carr. and Ins. 10/6.

★ TRANSFORMERS ★

Drop Through Type 12/9.

350-0-350 volts at 250 mA., 6.3 volt at 4 amp., 6.3 volt at 4 amp., 4 volt at 3 amp., 22 volt at .3 amp., 4 volt centre tapped at 1.5 amp. Primary 200-250 volt. 50 cycles. P. and P. 3/9.

Drop through type 12/9.

350-0-350 volts at 250 mA. 6.3 volt at 5 amp. 4 volt at 4 amp. 4 volt at 7 amp. 4 volt centre tapped at 1 amp. Primary 200-250 volt. 50 cycles. P. and P. 3/9.

Upright type 3/9.

350-0-350 volt at 80 mA., 12 volt at 1.5 amp. 4 volt at 2 amp. Primary 100-120-200-250 volt. Fully shrouded. Ideal for mains auto transformers. P. and P. 2/9.

MAINS AUTO 12/6

0-205-225-245 volts at 300 mA. Isolated windings of 6.3 volt at 2-6 amp. 6.3 volt at 3-6 amp., 2 volt at 1-4 amp. P. and P. 3/9.

★ HEATER

12/9 12 volt at ½ amp. 0-200-250 volts primary. P. and P. 1/9.



★ TRANSFORMERS ★

3/9 2-1 ratio or 1-2 ratio auto transformer 2 volt at 1.4 amp. primary, 4 volt secondary. P. and P. 1/9.

POWER PACK AND AMPLIFIER 19/6

R.F. E.H.T. Not tested. Amplifier stage 6V6 with O.P. trans. 3 ohms matching. Smoothed H.T. 350 volt at 250 mA. 6.3 volt at 5 amp. 22 v. at 3 amp., 6.3 v. at 4 amp. and 4 v. centre tapped. Less valves. Drawings free. Size 14½ x 8 x 7in. Ins. Carr. 5/6.

POWER PACK AND AMPLIFIER 9/9

Output stage PEN45. O.P. trans. choke. Smoothed H.T. 325 volt at 250 mA. 4 v. at 5 amp. 6.3 v. at 5 amp. 4 v. at 5 amp. centre tapped. Valve base for rectifier. Octal or 4 pin. Output is taken from standard plugs. Less valves. Ins. Carr. 5/6.

SOLO SOLDERING TOOL 12/6

110 v., 6 v., or 12 v. (special adaptor for 200/240 v. 10/- extra.) Automatic solder feed including a 20 ft. reel of Ersin 60/40 solder and spare parts. It is a tool for electronic soldering or car wiring. Revolutionary in design. Instantly ready for use and cannot burn. In light metal case with full instructions for use. Post 2/9.



SOUND/VISION AND I.F. STRIP 25/6.

Plessey. Tested. I.F.'s 10.5 Mc/s sound. 14 Mc/s vision. 8 valve holders. Less valves. Size 8½ x 5 x 4½in. Circuit incl. The tuner unit plugs directly into this chassis. P. and P. 2/6.

SOUND/VISION AND I.F. STRIP, 5/9.

Salvaged. Complete sound and vision strip. 8 valve holders. Less valves. I.F.'s 16-19.5 Mc/s. Size 8½ x 4½ x 4½in. Drawings free with order. P. and P. 2/6.

SOUND/VISION AND I.F. STRIP, 5/9

Salvaged. Superhet. 8 valve holders. Less valves. I.F.'s 7.25 Mc/s sound. 10.75 Mc/s vision. Vision complete from input up to video output. Sound complete from input to A.F. Amplifier. P. and P. 2/6.

- **TIMEBASE 4/9.** Containing scanning coils, focus unit line transformer, etc. Less valves. Drawings free with order. P. and P. 2/6.
- **FOCUS MAGNET 9/9.** Brand new. 38 mm. Incorporating picture shift control. P & P. 1/3.
- **SCANNING COILS 10/6.** Low impedance. 38 mm. Brand new. P. and P. 1/3.
- **COLVERN PRESET POTENTIOMETERS 2/9.** Brand new. 200 ohms. 10 K. and 20 K. P. and P. 6d.
- **T.V. MASKS—WHITE, 9/9.** (17in.) GREY, 10/9. Brand new. Good quality plastic. Post 2/-.
- **T.V. MASKS—12in., 1/9.** Soiled—needs washing. Flat face. Used. Post 1/6.
- **INSULATING TAPE, 1/6.** Finest quality. 75 ft. x ¾in. in sealed metal container. Post on 1 tin 9d. post on 6 tins 2/-.

ELECTRIC CONVECTOR HEATER

99/6 This type of heating provides maximum comfort at minimum cost. Heat as you want it where you want it. Can be used in any part of the house where there is a plug. A.C./D.C. switched for 1 or 2kW. Illuminated grille. Size 26 x 18 x 7½in. deep. Ins. carr. 10/6.



**SEND FOR FREE
CATALOGUE**

DUKE & CO.
(Dept. C.3) 621/3 ROMFORD
ROAD, MANOR PARK, E.12

Tel.: ILF. 6001/3

Closed Thursday 1 p.m.
OPEN ALL DAY SATURDAY

C.R.T. ISOLATION TRANSFORMERS

For Cathode Ray Tubes having Heater/Cathodes short circuit and for C.R. Tubes with falling emission.

Type A. Low Leakage windings. Optional Boost 25% and 50%. Tapped mains primaries.

2 volt 12/6 each
4 volt 12/6 each with Tax.
6.3 volt 12/6 each Panel and
10.8 volt 12/6 each Solder Tax
13.3 volt 12/6 each

OUR LATEST SUPERIOR PRODUCT Type A2.
High Quality. Low capacity, 10/15 p.f.
Optional boost 25%, 50%, 75%, 16/6 each.

Type B. Mains input. Low Capacity. Multi Output 2, 4, 6.3, 7.3, 10 and 13 volt. Optional boost 25% and 50%. Suitable for all Cathode Ray Tubes, 21/-.

RESISTORS. All preferred values. 20% 10 ohms to 10 meg., 1/4 w. 4d.; 1/2 w. 4d.; 1 w., 6d.; 1 1/2 w., 8d.; 2 w., 1/-.

WIRE-WOUND POT. 3 WATT LAB. COLVERN, ETC. Pre-set Min. T.V. Type Standard size Pots, 21/-
Knurled Slotted knob. Spindle High Grade. All Values 10 ohms to 50 K., 5/6; 100 K., 6/6.
Ditto Carbon Track 30 K. W/W EXT. SPEAKER CONTROL 10d., 3/-.

O/P TRANSFORMERS. Heavy Duty 50 mA., 4/6. Multi-ratio push-pull, 7/6. Miniature 3V4, etc., 4/6. Hermetic Push-pull 10 watts, 15/6. MULLARD '510' 8k or 8k 30/-, L.F. CHOKES 15/10H 80/85 mA., 5/-; 10H 85 mA. 10/6. 10H 150 mA. 14/-; 5H 250 mA. 16/6.

MAINS TRANSFORMERS 200/250 v. A.O. STANDARD 250-0-250, 80 mA., 6.3 v. 3.5 a. tapped 4 v. 4 a. Rectifier 8.3 v. 1 a. tapped, 5/6 or 4 v. 2 a. Ditto 350-0-350 22/6
MINIATURE, 200 v. 20 mA., 6.3 v. 1 a. 10/6
MIDGET, 220 v. 45 mA., 6.3 v. 2 a. 15/6
SMALL, 220-0-220, 50 mA., 6.3 v. 3 a. 17/6
STANDARD, 250-0-250, 80 mA., 6.3 v. 3.5 a. 17/6
HEATER TRANS. 6.3 v. 1 1/2 a. 7/6. 3 amp. 10/6

ALADDIN FORMERS and cores. 1in. 9d.; 1 1/2in. 10d. 0.5in. FORMERS 5987/8 and Cans TV1/2. 1in. 8s. x 2 1/2in. and 1in. sq. x 1 1/2in. 2/- complete with cores.

SLOW MOTION DRIVES. Epicyclic ratio 8 : 1, 2/3. TYANA. Midget Soldering Iron. 200/220 v. or 230/250 v., 16/9. FAMOUS MAKE INSTRUMENT IRON. 25 w., 17/6. MAINS DROPPERS. 3 x 1 1/2in. Three Adj. Sliders, 3 amp. 750 ohms, 4/3. 2 amp., 1,000 ohms, 4/3. LINE CORD. 3 amp., 60 ohms, per foot, 2 amp., 100 ohms per foot, 2 w., 6d. per foot, 3 w., 7d. per foot.

CRYSTAL MIKE INSERT by Acos 6/6
Precision engineered. Size only 1/2 x 3/8 in. Bargain. ACOS CRYSTAL DESK MIKE, 33-2, switched, 35/-.

MIKE TRANSF. 50:1, 3/8 ea.; 100:1. Potted, 10/6
LOUDSPEAKERS P.M. 3 OHM. 2 1/2in. and 5in., 17/6
6in. x 4in. Rola, 18/-; 7in. x 4in. Goodmans 21/-
10in. x 6in. R.A., 27/6. 8in. Plessey, 19/6
6 1/2in. Rola, 18/6. 10in. R.A., 30/-
4in. MI-FI TWEETERS, 25/-; 12in. Plessey, 30/-

I.F. TRANSFORMERS 7/6 pair
465 kc/s, slug tuning miniature can 2 1/2 x 1 1/2 in. High Q and good band width. By Pye Radio. Data sheet supplied.
Wearite M300 I.F. Miniature 465 kc/s. 12/6 pair.
Wearite 550 I.F. Standard 465 kc/s. 12/6 pair.

CRYSTAL DIODE G.E.C. 2/-. GEX34, 4/-; 40 Circuits, 3/-
H.R. HEADPHONES. 4,000 ohms, brand new, 16/6 pair.
SWITCH CLEANER Fluid, squirt spout, 4/3 tin.
TWIN GANG CONDENSERS. 365 p.f. Miniature, 1 1/2in. x 1 1/2in., 10/-; .0005 Standard with trimmers, 9/-; less trimmers, 3/-. Midget, 7/6; Single 50 p.f., 2/6; 100 p.f., 7/-. Solid Dielectric 100, 300, 500 p.f., 3/6.
VALVE HOLDERS. Pax int. Oct. 4d. EF50, EA50, 6d. B12A, CRT, 1/3. Eng. and Amer. 4, 5, 6, 7 and 9 pin, 1/4.
MOULDED Molds and Int. Oct. 6d. 87c, B8A, B9G, B9A, 9d. B7G with can, 1/6; B12A, 1/3. B9A with can, 2/6.
CERAMIC, EF50, 6/6, B9A, Oct. 1/-; B7G with can, 1/3.
SPEAKER FRET. Gold Cloth 17in. x 25in., 5/-; 25in. x 35in., 10/-; Expanded metal, Silver 15 1/2in. x 9 1/2in., 2/-; Tygan 5 1/2in. wide, 10/- ft. 27in. wide, 5/- ft. Samples.

WAVELENGTH SWITCHES
2 p. 2-way, 3 p. 2-way, short spindles 2/6
5 p. 4-way 2 wafers, long spindle 6/8
2 p. 4-way, 4 p. 2-way, 4 p. 3-way, long spindles 3/6
3 p. 4-way, 1 p. 12-way, long spindle 3/6
Wave change "MAKITS" 1 wafers 8/6; 2 wafers 12/6; 3 wafers 16/-; 4 wafers 19/6; 5 wafers 23/-; 6 wafers 26/6.
TOGGLE SWITCHES. 5P, 2/-; D.P. 3/6; D.P.D.T., 4/-
MORSE KEYS, good quality 2/6.

GOLTOP TRANSISTORS
Product of the Pye Group
JUNCTION TYPE P.N.P.
Complete Data Supplied

AUDIO V10/15a suitable for high gain frequency amplifiers, and for output stages giving up to 260 milliwatts in push pull. PRICE 10/- average. PRICE 18/-

E.F. V4/B2 suitable for oscillators, frequency changers and I.F. amplifiers, cut off frequency 3 Mc/s. PRICE 18/-

Power V15/10P, up to 10W, with heat sink 20/-.

1959 RADIOGRAM CHASSIS FINEST VALUE



THREE WAVEBANDS FIVE VALVES
S.W. 16 m.-50 m. LATEST MULLARD
M.W. 200 m.-550 m. ECH 42, EF41, EBC41,
L.W. 800 m.-2,000 m. EL41, EZ40
12 month Guarantee. A.C. 200/250 v., 4-way switch.
Short-Medium-Long-Gram. A.T.C. and Negative
Feedback 4.2 watts. Chassis 18 1/2in. x 5 1/2in. x 2 1/2in.
Glass Dial 12 1/2 x 5 1/2in. horizontal or 10 x 4 1/2in. vertical.
2 Pilot Lamps. Four Knobs, Walnut or Ivory, aligned
and calibrated. Chassis isolated from mains.

BRAND NEW £9.10.0 Carr. 4/6.
TERMS: Deposit £5/5/- and 5 monthly payments of £1.
MATCHED SPEAKERS 5in., 17/6; 10in., 25/-; 12in. 30/-

★ **GARRARD 4-SPEED RECORD CHANGERS** KC121/D MKII MODELS ★
Brand new and fully guaranteed 12 months.

AUDIO PERFECTION
Designed to play 16, 33, 45, 78 r.p.m. Records 7in., 10in., 12in. With plug-in NORMAL HEAD.

OUR PRICE £10.15.0 each. Post Free.
Optional Plug-in STEREO HEAD 2/2 extra.

★ **COLLARO** ★
HIGH-FIDELITY AUTOCHANGER
Latest Model
4-SPEEDS—10 RECORDS
With Studio "O" pick-up
BRAND NEW IN MAKER'S BOXES
OUR PRICE £7-19-6 post free

B.S.R. MONARCH UA8 4-SPEED AUTOMATIC RECORD CHANGERS
Brand new and fully guaranteed 12 months.
OUR PRICE £6-19-6 post free
STEREO MODEL UA12, £11/7/6.

AUTOCHANGER ACCESSORIES
Suitable player cabinets (uncut boards) ... 49/6
Amplifier player cabinets with cut boards 63/6
2 valve amplifier and 6 1/2in. speaker for above 72/6
3 valve amplifier and 6 1/2in. speaker for above 95/-
Wired and tested ready for use.

EXCEPTIONAL OPPORTUNITY
COLLARO 4-speed Model 4/564 Single
Player, heavyweight turntable and lightweight
Studio O Pick-up with turnover Xtal mounted
on baseplate. Autostop fitted. **6gns.** Carr. 4/-.
Amplifier Player Cabinets, 45/-.

★ **GARRARD 4-SPEED, SINGLE RECORD PLAYER 4SP** ★
£8 **AUDIO PERFECTION** **POST FREE**

De luxe Cabinet with amplifier and 6 1/2in. speaker £6/15/-, or complete kit £14/10/-.

Teletron Transistor Pocket Radios
Designers Specified Kits

COMPANION PRINTED CIRCUIT 3
Local station receiver kit, 4 1/2 x 3 1/2 in. **£4.19.6**
with 3 genuine Pye Goltop transistors; plans 6d.

Transidye Superhet Six 6 x 4 x 1 1/2 in.
T.C.C. Printed Circuit, internal Ferrite aerial,
Rola loudspeaker, push-pull output. All parts,
cabinet and 6 genuine Pye Goltop transistors.
£11.19.6 Plans, etc., 9d.
No surplus reject transistors supplied

THE HI-GAIN BAND 3 PRE-AMP.
Cascade circuit using Valve ECC84. 17db gain. Kit 29/6 less power; or 49/6 with power pack kit. Plans only 6d. Also Band 1 version same Prices.

Volume Controls 80 ohm Coaxial
Midget size Semi-air spaced Polythene Long spindles. Guaranteed 1 year. All values 5 K ohms to 2 Meg. No Switch D.P.Sw. 3/- 4/9
Linear or Log Tracks AIRSPACED 1/6 yd.

COAXIAL PLUGS 1/- **DOUBLE SOCKET** 1/3
SOCKETS 1/- **OUTLET BOXES** 4/6
BALANCED TWIN FEEDER per yd. 6d. 80Ω or 300Ω.
TWIN SCREENED BALANCED FEEDER 1/6 yd., 80 ohm.
TRIMMERS, Ceramic, 30, 50, 70 pt., 9d. 100 pt., 150 pt., 1/3. 250 pt., 1/6. 600 pt., 750 pt., 1/9. Phillips, 1/- ea.
ALUMINIUM CHASSIS, 18 s.w.g., Plain, undrilled with 4 sides, riveted corners and lattice fixing holes, with 2 1/2in. slides. 7 x 4in., 4/6; 9 x 7in., 5/9; 11 x 7in., 6/9; 13 x 9in., 8/6; 14 x 11in., 10/6; 15 x 14in., 12/6; and 18 x 18 x 1in., 16/6.

BLACK CRACKLE PAINT. Air drying, 3/- tin.
P.V.C. CONN. WIRE, 8 colours, single or stranded, 2d. yd.
NEON MAINS TESTER SCREWDRIVERS, 5/-.
CORED SOLDER RADIOGRADE 3 yds, 9d.; 1 lb. 2/6.
PAXOLIN SHEET, 8in. x 10in., 1/6. **ION TRAPS** 5/-.

12/6 PURETONE RECORDING TAPE
1,200 ft. Paper tape on 7in. metal reels.
Spare Reels 5 1/2in. plastic, 3/-; 7in. plastic, 4/-.

SUPERIOR 1,200ft. Plastic Tape 21/- on 7in. plastic reels. Quality guaranteed.
"INSTANT" Bulk Tape Eraser, 200/250v. A.C. For any make and size of tape.

SENERCEL RECTIFIERS. E.H.T. TYPE FLY-BACK VOLTAGES. K3/25 2 kv. 5/-; K3/40 3.2 kv. 7/-; K3/45 3.6 kv. 7/6; K3/50 4 kv. 8/-; K3/100 8 kv. 14/6. 50 c.p.s. Voltage 30% of above.

MAINS TYPE. R.M1, 125 v., 60 mA., 5/-; R.M2, 100 mA. 6/-; R.M3, 130 mA., 5/-; R.M4, 250 v., 275 mA., 16/6.
MINIATURE CONTACT COOLED RECTIFIERS. 250 v. 60 mA., 7/6; 60 mA., 8/6; 85 mA., 9/6.
COILS. Wearite "P" type, 3/- each. Osamor Midget "Q" type adj. dust core for 4/- each. All ranges.
TELETRON L. and Med. T.R.F. with reaction, 3/6.
FERRITE ROD AERIALS. M.W., 8/9; M. & L., 12/6.
T.R.F. COILS A/H/F 7/- pair. H.F. CHOKES, 2/6.

JASON F.M. TUNER COIL SET. 26/-. H.F. coil, aerial coil. Oscillator coil, two I.F. Transformers 10.7 Mc/s. Diode transformer and heater choke. Circuit and component book blank form 6/3M/6. 2/-. Complete kit with Jason Calibrated dial and 4 valves, £6/15/-.
Mercury Switched FM Tuner 5 valve kit, £8/19/6.
Mullard 3-3 quality Amplifier Ready built, £7/17/6.

CONDENSERS. New stock. .001 mfd. 7 kv. T.C.C., 5/6. Ditto 20 kv., 9/6; 100 pf. to 500 pf. Micaf, 6d.; Tubular 500 v., .001 to .01 mfd., 9d.; .05 1 1/2 in.; .25 1 1/2 in.; 1/350 v., .01 to .1 mfd., 2,000 v., 3/6; 0.01 mfd., 2,000 v., 1/9. CERAMIC CONDS. 500 v. 3 pf. to .01 mfd., 9d. SILVER MICAS CONDENSERS. 10% 5 pf. to 500 pf., 1/-; 600 pf. to 3,000 pf., 1/3.

CLOSE TOLERANCE (±1pt.) 1.5 pf. to 47 pf., 1/6. **DITTO** 1% 50 pf. to 815 pf., 1/9; 1,000 pf. to 5,000 pf., 2/-.

NEW ELECTROLYTICS. FAMOUS MAKES.
TUBULAR **TUBULAR** **CAN TYPES**
1/350 v. 2/- 64/350 v. 5/8 8/500 v. 3/-
2/450 v. 2/3 100/25 v. 2/- 16/500 v. 4/-
4/450 v. 2/3 250/25 v. 2/3 32/500 v. 4/6
8/450 v. 2/3 500/12 v. 3/- 100/270 v. 5/8
8/500 v. 2/9 8+8/450 v. 4/6 2,500/3 v. 5/-
16/450 v. 3/6 8+8/500 v. 5/- 6,000/6 v. 4/-
16/500 v. 4/- 8+16/450 v. 5/- 8+16/500 v. 4/-
32/450 v. 5/8 8+16/500 v. 5/8 32+32/350 v. 7/6
25/25 v. 1/9 16+16/450 v. 5/8 64+120/350 v. 7/-
50/25 v. 2/- 16+16/500 v. 5/8 64+120/350 v. 11/6
50/50 v. 2/- 32+32/350 v. 4/6 100+200/275v. 12/6

FULL WAVE BRIDGE SELENIUM RECTIFIERS. 2, 6 or 12 v. 1 1/2 amp., 8/9; 2 a., 11/3; 4 a., 17/6.
CHARGER TRANSFORMERS. Tapped input 200/250 v. for charging at 2, 6 or 12 v. 1 1/2 a., 15/6; 2 a., 17/6; 4 a., 22/3.
Charger circuit free. AMPMETERS, 4 a. and 5 a., 14/6.

All boxed **VALVES** 80 day guarantee

1R5	8/818L	10/6	EA60	10/6	EZ31	11/6
185	8/6N7M	7/6	EBC80	10/6	E1148	1/8
1T4	8/6Q7	10/6	EB91	8/6	HAB20	2/6
2X2	2/63A7	10/6	EBC33	8/6	HC88A	7/6
884	8/693J7M	10/6	EBC41	10/6	MU14	10/6
3V4	8/698V7	8/6	EBCF60	10/6	P81	6/6
4X4	8/6V80	7/6	EBC84	10/6	PC84	12/6
5Y3	8/616X4	7/6	EBCP80	11/6	PCF82	11/6
5Z4	10/616X5	7/6	EBCF82	11/6	PCF82	11/6
6AM6	8/6787	10/6	EBC43	10/6	PC182	11/6
6BE6	7/612A8H	10/6	EBC182	12/6	PEN25	6/6
6BH6	10/612A7T	10/6	EF39	7/6	PL32	10/6
6BW8	10/612A7U	9/6	EF41	10/6	PT80	10/6
6C6	7/612A7X	9/6	EF50	8/6	PY81	10/6
6P6	7/612B6	8/6	EP50	8/6	PY82	10/6
6BE6	3/612K7	8/6	Sylv.	HP61	5/6	
6J5	6/612Q7	8/6	EF80	10/6	UBC41	10/6
6J7	7/636L6	8/6	EF92	5/6	UCH42	10/6
6J7	8/635Z4	9/6	EF92	5/6	UP41	10/6
6K6	6/680	10/6	EL84	6/6	UT41	10/6
6K7	5/6807	8/6	EZ40	6/6	UT41	10/6
6K8G	8/6854	1/6	EZ90	9/6	U92	10/6

RADIO COMPONENT SPECIALISTS

THO. 1665, Buses 133 or 69, S.R. Sen, Selhurst. P. & P. 1/-, over L2 free. C.O.D. 1/6 (Export C.W.O. post extra.) (Wed. 1 p.m.) Catalogue 6d.

OUR ONLY ADDRESS
337 WHITLEY RD.,
WEST CROYDON

AMPLIFIERS PRE-AMPLIFIERS

COMPLETE KITS OF PARTS
FOR THE "HI-FI" ENTHUSIAST

Designed by MULLARD—Presented by US strictly
to their specification

MULLARD DESIGNS FOR THE HOME CONSTRUCTOR

**THE VERY POPULAR
MULLARD "5-10"
MAIN AMPLIFIER**



Undoubtedly the most successful amplifier yet designed, and used in conjunction with the new Mullard Pre-Amplifier, an undistorted power output of up to 10 watts is obtained. Thoroughly recommended to the "HI-FI" enthusiast who contemplates a very high quality home installation. In addition the versatility of the equipment makes it quite suitable for use in small halls, etc. We supply complete to MULLARD'S SPECIFICATION with specified valves and components and including the latest PARMEKO Ultra-linear Output transformer and the Parmeko mains transformer which has power available to drive Radio Tuning Unit. **£10.00**
Price for COMPLETE KIT OF PARTS.....
Alternatively we supply ASSEMBLED AND TESTED..... **£11.10.0**
(Carriage and Insurance 5/- extra).
We also offer this "5-10" incorporating the latest PARTRIDGE ULTRA-LINEAR OUTPUT TRANSFORMER for £1/6/- extra.

**MULLARD'S NEW
2-STAGE
PRE-AMPLIFIER
TONE CONTROL UNIT**



A completely new design employing two EF86 valves, and in particular designed to operate with the Mullard range of Power Amplifiers, but also perfectly suitable for other makes. Briefly it incorporates:—
● Equalisation for the latest R.L.A.A. characteristics.
● Input for variable reluctance. Magnetic Pick-ups.
● Input for Crystal Pick-ups.
● Input for Tape replay.
(a) Direct from High Impedance Tape Head.
(b) From a Tape Amplifier or Pre-amplifier.
● Sensitive Microphone Channel.
● Wide range BASS and TREBLE Controls.
● Attractive Perspex front control panel.
● Our Kit is strictly to MULLARD'S SPECIFICATION **£6.6.0**
Price, COMPLETE KIT OF PARTS.....
Alternatively we supply ASSEMBLED AND TESTED..... **£8.8.0**
(Carriage and Insurance 5/- extra).

**THE NEW
MULLARD "3-3"
MAIN AMPLIFIER**



Based entirely on the present very popular "3-3" model and designed to operate in conjunction with the new 2-stage PRE-AMPLIFIER (shown here) thus providing all the facilities associated with the more expensive "HI-FI" equipment. We recommend it as the IDEAL SMALL HOME INSTALLATION where very high quality is desired at the lower volume level (up to 3 watts).
We supply completely to MULLARD'S SPECIFICATION INCLUDING the latest PARMEKO Output Transformer specified Valves and Components. Has Power available to drive a Radio Tuning Unit. **£7.0.0**
Price for COMPLETE KIT OF PARTS.....
Alternatively we supply ASSEMBLED AND TESTED..... **£8.0.0**
(Carriage and Insurance 5/- extra).

**Special
Price
Reductions
WE OFFER**

Only NEW HIGH GRADE Components and Mullard Valves are supplied with these kits—we DO NOT use "Surplus or Cheap" components.

- (a) THE COMPLETE KIT OF PARTS to build both the "3-3" MAIN AMPLIFIER and the 2-stage PRE-AMPLIFIER-CONTROL UNIT..... **£12.10.0**
 - (b) THE COMPLETE KIT OF PARTS to build both the "5-10" MAIN AMPLIFIER and the 2-STAGE PRE-AMPLIFIER-CONTROL UNIT..... **£15.15.0**
- *ALL PRICES QUOTED FOR THE "5-10" ARE SUBJECT TO £1/6/- EXTRA IF THE PARTRIDGE TRANSF. IS REQUIRED.

Please enclose S.A.E. if ILLUSTRATED and DESCRIPTIVE LEAFLETS are required... alternatively the COMPLETE ASSEMBLY MANUALS containing component Price Lists and practical Drawings, etc., are available at 1/6 each.

- (c) THE "3-3" and the 2-STAGE PRE-AMPLIFIER both ASSEMBLED and TESTED..... **£15.0.0**
- H.P. TERMS: DEP. £3 and 12 monthly payments of £1/2/- or DEP. £5 and 12 monthly payments of 1/8/4.
- (d) THE "5-10" and the 2-STAGE PRE-AMPLIFIER both ASSEMBLED and TESTED..... **£18.18.0**
- H.P. TERMS DEP. £3/16/- and 12 monthly payments of £1/7/8 or DEP. £8/6/- and 12 monthly payments of £1/3/1

When ordering please include an extra 7/6 to cover the cost of carriage and insurance

**THE NEW
COMPLETE
MULLARD "5-10"
AMPLIFIER**



We offer this popular and very successful design COMPLETE to MULLARD'S SPECIFICATION, but incorporating some improvements in the general layout. HIGH QUALITY REPRODUCTION up to a maximum of 10 watts output. The CONTROL UNIT is separate and completely enclosed; it is normally fitted to the Main Amplifier Chassis as shown in the illustration but, if it is desired to use the unit remote from the Main Chassis, it can be quite easily detached and used up to 2 yards distance. We incorporate SPECIFIED COMPONENTS and NEW MULLARD VALVES. We also give the purchaser the choice of two of the best ULTRA-LINEAR OUTPUT TRANSFORMERS made—first the latest by PARMEKO LTD., and also the latest by PARTRIDGE (£1/6/- extra), which is generally recognised as the best U/L Output Transformer made today and ensures maximum undistorted output and the widest frequency range. We also supply the PARMEKO MAINS TRANSFORMER, and this has extra power available to supply a Radio Tuning Unit amounting to 250 volts at 35 mA. and a separate heater winding giving 6.3 volts 2 1/2 amps. Price COMPLETE KIT OF PARTS (PARMEKO TRANSFORMER)..... **£11.10.0**
(Plus 6/6 Carriage and Insurance).
Alternatively we supply ASSEMBLED and TESTED (plus 6/6)..... **£13.10.0**
H.P. TERMS: Dep. £2/1/4/- and 12 monthly payments of 19/10.
Send S.A.E. for ILLUSTRATED LEAFLET or 1/6 for the COMPLETE ASSEMBLY MANUAL.

**THE NEW
COMPLETE
MULLARD "3-3"
AMPLIFIER**



A VERY HIGH QUALITY 3-WATT AMPLIFIER PROVIDING EXCELLENT REPRODUCTION AND HAVING AN ATTRACTIVE ENGRAVED PERSPEX FRONT PANEL. Price for COMPLETE KIT OF PARTS (plus 6/6 carriage and insurance)..... **£7.10.0**
Alternatively supplied ASSEMBLED and FULLY TESTED..... **£8.19.6**
(Plus 6/6 carriage and insurance).
H.P. Terms deposit £2 and 8 monthly payments of £1.
Developed from the very popular 3-valve 3-watt Amplifier designed in the Mullard Laboratories. Our kit is complete to the Mullard specification including supply of specified components, valves and PARMEKO OUTPUT TRANSFORMER. We also include switched inputs for 78 and L.P. records plus a Radio position. Extra power to drive a Radio Tuning Unit is also available.—
THE COMPLETE ASSEMBLY MANUAL AVAILABLE FOR 1/6.

Please enclose S.A.E. with all enquiries

STERN RADIO LTD. 109 & 115 FLEET ST., LONDON, E.C.4
Telephone: FLEET STREET 5812/3/4

The "NEW" 1959

Stern's "fidelity" TAPE RECORDER

for truly "HI-FI" Recordings

IT INCORPORATES:

- The latest COLLARO TRANSCRIPTOR TAPE DECK.
- The model HF/TR3 "Fidelity" AMPLIFIER. (Described below).
- HIGH QUALITY 7in. x 4in. P.M. Speaker.
- 1,200ft. reel EMI tape.
- ACOS Crystal Microphone.

BEFORE CHOOSING YOUR TAPE RECORDER YOU SHOULD HEAR THIS MODEL—TRULY "HI-FI" RECORDINGS ARE OBTAINABLE and it is comparable to much higher-priced Recorders. ALTERNATIVELY. Send S.A.E. for ILLUSTRATED LEAFLET.

(Plus £1/10/0 carriage and insurance of which £1 is refunded on return of packing case.



PRICE
£49.10.0

Terms: Dep. £9/18 and 12 monthly payments of £3/12/7 or Dep. £16/10/- and 12 monthly payments of £3/1/6

THE LEGS SHOWN IN THE ILLUSTRATION ARE READILY DETACHABLE AND ARE AN OPTIONAL EXTRA AT £1/2/6.

THE MODEL HF/TR3 TAPE AMPLIFIER

Incorporating 3-SPEED TREBLE EQUALISATION by means of the latest FERROXCUBE POT CORE INDUCTOR. PRICE FOR COMPLETE KIT OF PARTS £12/15/- FULLY ASSEMBLED £16/10/- AND TESTED £16/10/- HIRE PURCHASE: Deposit £3/6/6 and 12 months at £1/4/2.



A very high quality amplifier based on the very successful Type "A" design completed in the MULLARD LABORATORIES. ONLY NEW HIGH-GRADE COMPONENTS are incorporated including MULLARD VALVES and a GILSON OUTPUT TRANSFORMER... other features are: Magic Eye Recording Hand Indicator—Effective Tone Control—Monitoring and Extension Speaker Sockets—has own Power Supply and can be used as independent Amplifier for direct reproduction of Gram Records or from Radio Tuner. Overall size 11 x 6 x 6in.—Truvox—Collaro—Lane—Brenell or Motek Decks—please specify which. Send S.A.E. for leaflet or 2/6 for the complete Assembly Manual.

THE NEW MULLARD TYPE "C" TAPE PRE-AMPLIFIER—ERASE UNIT

INCORPORATING THE NEW FERROXCUBE POT CORE PUSH-PULL OSCILLATOR and 3 SPEED TREBLE EQUALISATION by means of the latest FERROXCUBE POT CORE INDUCTOR.



PRICES... INCLUDING SEPARATE SMALL POWER SUPPLY UNIT COMPLETE KIT OF PARTS £14.0.0 ASSEMBLED AND TESTED £17.0.0

Deposit £3/8/- and 12 months of £1/4/11. Assembled unit only. ALSO AVAILABLE EXCLUDING POWER SUPPLY UNIT FOR £11.15.0 and £14.10.0 respectively. (Carr. and Ins. 5/- extra). Send S.A.E. for leaflet or 2/6 for Complete Assembly Manual. WHEN ORDERING PLEASE STATE MAKE OF TAPE DECK. TO BE USED

We present this "Hi-Fi" Pre-amplifier strictly to Mullards specification etc. incorporating ONLY NEW HIGH GRADE COMPONENTS and the SPECIFIED NEW MULLARD VALVES. It comprises a COMPLETELY SELF CONTAINED UNIT, all components and valves being contained in a well ventilated Box—Chassis neatly finished in Hammered gold with a very attractively engraved PERSPEX FRONT PANEL.



HOME CONSTRUCTORS YOU CAN BUILD THIS PORTABLE TAPE RECORDER from £41.10.0

WE OFFER YOU THIS SELECTION

- (a) The PORTABLE CASE illustrated here (25), 1,200ft. E.M.I. TAPE (£1/15/-), ACOS CRYSTAL MIKE (£1/15/-), ROLA 10in. x 6in. LOUDSPEAKER (£1/10/0) ALL FOR **£9.0.0**

AVAILABLE ON H.P. WITH (b) or (d) below.

- (b) The COLLARO MK. IV TAPE DECK (£25) and the HF/TR3 AMPLIFIER Assembled and Tested. FOR **£36.0.0**
- H.P. Deposit £7/4/- and 12 months of £2/12/6

- (c) As in (b) above, but HF/TR3 supplied as COMPLETE KIT OF PARTS **£32.10.0**
- (d) The TRUVOX MK. IV TAPE DECK incorporating Precision Rev. Counter (£30/9/-) and the HF/TR3 AMPLIFIER Assembled and Tested. **£41.10/0**
- H.P. Deposit £8/6/- and 12 months of £3/1/0.
- (e) As in (d) above, but the HF/TR3 supplied as COMPLETE KIT OF PARTS. **£38.0.0**

(Carriage and Insurance on above quotes 10/- extra). NOTE: Messrs. Collaro when supplying the MK. IV Deck do not wire up the Deck Switches. We will do this at charge of £1 or supply a Wiring Diagram to the Home Constructor.

TO ADD FULL TAPE RECORDING FACILITIES

To any modern "Hi-Fi" AUDIO AMPLIFIER (such as our Mullard "5-10" and 2 valve Pre-amplifier) ALL YOU

- NEED IS... THE TYPE "C" PREAMPLIFIER and a TAPE DECK... WE OFFER
- (a) The COLLARO MK. IV TAPE DECK and the MULLARD TYPE "C" PREAMPLIFIER & Power Unit assembled, tested H.P. Deposit £7/8/- and 12 months **£37.0.0**
- (b) As in (a) above but the Type "C" supplied as COMPLETE KIT OF PARTS **£34.0.0**
- (c) The TRUVOX MK. IV TAPE DECK incorporating Precision Rev. Counter, and the MULLARD TYPE "C" PREAMPLIFIER and power unit assembled and tested... **£42.10.0**
- H.P. Deposit £8/10/-, 12 months £3/2/4.
- (d) As in (c) above but the TYPE "C" supplied as COMPLETE KIT OF PARTS... **£39.10.0**

(Carriage and Insurance on above quotes 10/- extra). PLEASE ENCLOSE S.A.E. WITH ALL CORRESPONDENCE.

STERN RADIO LTD.
109 & 115 FLEET ST., LONDON, E.C.4
Telephone: FLEET STREET 5812/3/4

STERN'S FOR STEREO

OUR POPULAR MULLARD MAIN AMPLIFIERS ARE RECOMMENDED FOR USE WITH THE DULCI DUAL CHANNEL STEREO PREAMPLIFIERS

The "STEREO EIGHT" PREAMPLIFIER

Price **£23.2.0**

(Carr. & Ins. 5/- extra)



The "STEREO TWO" PREAMPLIFIER

Price **£9.9.0**

(Carr. & Ins. 5/- extra)

Both Preamplifiers can be supplied to correctly operate with our very popular MULLARD "3-3" and "5-10" MAIN AMPLIFIERS (described on page 135). For Stereo reproduction TWO Main Amplifiers are necessary but for normal "Hi-Fi" reproduction the "Stereo Eight" and the "Stereo Two" are perfectly suitable to operate with ONE main Amplifier and the second main Amplifier can then be added at any time thus transforming a standard "Hi-Fi" installation over to the Stereo. FULLY DESCRIPTIVE LEAFLETS ARE AVAILABLE. ENCLOSE S.A.E.


WE OFFER . . . ASSEMBLED and TESTED

- (a) The "Stereo Two" with one "3-3" MULLARD MAIN AMPLIFIER . . . **£17.0.0**
- (b) The "Stereo Two" with two "3-3" MULLARD MAIN AMPLIFIERS . . . **£24.10.0**
(This provides Stereo reproduction of max. 6 watts output and is an ideal Home Installation.)
- (c) The "Stereo Two" with one "5-10" MULLARD MAIN AMPLIFIER **£20.10.0**
- (d) The "Stereo Two" with two "5-10" MULLARD MAIN AMPLIFIERS **£31.10.0**
- (e) The "Stereo Eight" with two "5-10" MULLARD MAIN AMPLIFIERS (This provides for up to 20 watts Output) **£44.10.0**
- (f) The above (e) with one MULLARD "5-10" **£34.0.0**

OTHER STEREO EQUIPMENT AVAILABLE.
GRAM UNITS fitted with Stereo Cartridge by GARRARD, COLLARO, LENCO, B.S.R. (These include Autochangers, Single Record Players and Transcription Units).
STEREO CARTRIDGES and PICK-UPS by B. J., GARRARD, COLLARO, LENCO, B.S.R. (Please enclose S.A.E. with any enquiry).
DULCI TWIN POWER AMPLIFIER S.P.44 **£12.12.0**

HIRE PURCHASE REDUCED TERMS ARE AVAILABLE.

!! TO MODERNISE YOUR OLD RADIOGRAM !!



THE NEW ARMSTRONG "JUBILEE" AM/FM RADIOGRAM CHASSIS
PRICE **£30.9.0**
(Plus 7/6 carr. & ins.)

HIRE PURCHASE: Deposit £6/2/- and 12 months at £2/4/6 or deposit £10/3/4 and 12 months at £1/17/2.
Messrs. Armstrong have always been associated with very high-class Equipment and this Chassis is undoubtedly one of the best they have ever produced.

- MAIN FEATURES**
- 6 watts push-pull output with negative feedback.
 - 9 valves and 2 diodes.
 - Full FM band (87-108 Mc/s) plus Medium and Long waves.
 - Automatic Frequency Control on F.M.
 - Adjustable Ferrite Rod Aerial on A.M. Bands.
 - Tape Playback and Record Facilities.
 - Two Compensated Pick-up Inputs.
 - Frequency Response 30-22,000 cps. + 2 dB.
 - Separate Wide-Range Bass and Treble Controls.
 - Output Impedance for 3, 7½ and 15 ohms SPEAKERS.
 - Tuning Indicator.
 - Provision for Booster Unit for Low Output Pick-ups.
 - A Satinised Brass Dial Escutcheon and Veneered Facia Board are available.
 - Size of Chassis 12in. x 8in. x 7in. high.

DULCI MODEL H.4/PP AM/FM RADIOGRAM CHASSIS



A 4 Waveband Receiver Designed for first-rate reproduction of Radio and Gram.
(Plus 7/6 carr. & ins.) **£29.3.10**
H.P. TERMS: Deposit **£5/18/10** and 12 months at **£2/2/10**.

- BRIEF SPECIFICATIONS:-**
- Covers Short, Medium, Long and F.M. Wavebands.
 - Employs Full A.V.C.
 - The latest 8-valve line-up.
 - Excellent Tone range up to 4 watts output.
 - Internal Aerial for local stations.
 - Overall size 12in. x 8in. x 7in. high.
 - For 3 or 15 ohm P.M. Speakers.
 - "Magic Eye" Tuning Indicator.
 - PUSH-PULL Ultra Linear Output up to 8 Watts.

SPECIAL CASH ONLY OFFER !!

This very attractive PORTABLE AMPLIFIER CASE together with a good quality GR/M AMPLIFIER and a matched P.M. SPEAKER. ALL FOR **£8.7.6**



(plus 7/6 carr. and ins.). The Amplifier consists of a 2-Stage design incorporating the 3 modern BVA valves and has separate BASS and TREBLE CONTROLS. The Portable Case will also accommodate almost any make of Autochanger and is attractively finished in Grey colour Resine—WE ALSO SUPPLY SEPARATELY:-
(a) The 2-Stage (plus Rectifier) AMPLIFIER **£4 2 6**
(b) The PORTABLE CARRYING CASE **£3 17 6**
(c) 6in. P.M. SPEAKER **18 8**
(Carriage and insurance 4/- extra.)

We also have a smaller PORTABLE CASE Ideal for Record Players. PRICE ONLY **£3/3/-** (plus carriage and ins.).

!! RECORD PLAYERS !!

THE LATEST MODELS ARE IN STOCK MANY AT REDUCED PRICES !!!
SEND S.A.E. FOR ILLUSTRATED LEAFLET.

A FEW CASH BARGAINS

- B.S.R. MONARCH
- UAS 4-speed mixer
- Autochanger with Crystal Pick-up **£6.19.6**



- The COLLARO "CONQUEST" 4-speed autochanger Studio Pick-up **£7.19.6**
 - The latest COLLARO "CONTINENTAL" 4-speed MIXER Autochanger, Studio "C" Pick-up. **£8.15.0**
 - The COLLARO 4-speed Single Record Player, Studio Pick-up **£6.19.6**
 - THE NEW B.S.R. model UA12 is in Stock. A4 "SPEED" MIXER AUTOCHANGER. **£8.19.6**
 - UA12 also available incorporating the B.S.R. STEREO Pick-up, plays L.P. and 78 records. **£11.17.6**
 - B.S.R. Model TU9 4-speed single record player, complete with separate crystal pick-up. **£4.10.0**
- (This high output pick-up is available separately for £1/2/6.)
Carriage and insurance on each above 5/- extra.

HIGH FIDELITY UNITS IN STOCK

- The latest GARRARD TRANSCRIPTION MOTOR "301" with Stroboscopically marked turntable **£28.0.11**
- The new GARRARD Model 4HF High Quality Single Record Player fitted with the latest T.P.A. 12 pick-up arm and G.C.S. Crystal Cartridge **£19.7.10**
- As above but fitted with the G.M.C.5 Moving Coil Pick-up and T.P.1 Transformer. **£27.14.7**
- GARRARD Model TA/MK II Single Record Player fitted with high output Crystal Pick-up detachable Head **£9.15.8**
- The GARRARD T.P.A. 12 TRANSCRIPTION PICK-UP ARM is available separately or with Crystal or Moving Coil Pick-up Heads.
- GARRARD AUTOCHANGERS AVAILABLE FROM STOCK
Send S.A.E. for Leaflet.

CAR BATTERY CHARGER

A COMPLETE KIT OF PARTS FOR ONLY **£2.19.6**
Will charge 6 or 12 volt batteries at max. 2½ amps. The design incorporates Reliable Resistor and Fuse and we supply complete with Metal Box container. EASY-TO-FOLLOW ASSEMBLY INSTRUCTIONS ARE INCLUDED.

THE DULCI MODEL H.4T/2 COMBINED AM/FM TUNING UNIT INCORPORATING OWN POWER SUPPLY

is in Stock. Specifically designed for operation with High Fidelity Amplifiers and capable of very high performance on Long, Medium and Short Wavebands plus the complete VEE/FM Transmissions. Thoroughly recommended where a complete self-powered "All Wave" Tuner is wanted.
PRICE **£24.19.0** (Plus 7/6 carr. & ins.)
HIRE PURCHASE: Deposit **£5** and 12 months at **£1/18/7**. A fully illustrated leaflet is available, please enclose S.A.E.

STERN'S MK II "fidelity" F.M. TUNING UNIT PRICE **£15.0.0**



(Plus 5/- carr. & ins.)
HIRE PURCHASE: Deposit **£3** and 12 months at **£1/2/-** or deposit **£5** and 12 monthly payments of 18/4.
Incorporates the latest MULLARD PERMEABILITY TUNING HEART and the corresponding MULLARD VALVE LINE UP comprising ECC85, 2 type EF85's (or EF89's), EM84 Tuning Indicator, plus 2 type O.A. 79's (Germanium Diodes). A really first-class Tuner very attractively presented and comparable to many offered at much higher prices. Power consumption is only 1.5 amps at 6.3 volts and 25 m/a at 250 volts.

HOME CONSTRUCTORS !!

YOU CAN BUILD THIS TUNING UNIT FOR **£11.0.0** ONLY (Plus 5/- carr. & ins.)
Please send S.A.E. for fully descriptive leaflet, or the Assembly Manual is available for 1/6.

THE JASON "MERCURY" SWITCHED FM TUNER IS IN STOCK

Price Assembled and Tested **£13.10.0**
CREDIT SALE Deposit **£3/7/6** and 9 monthly payments of **£1/4/10**.
ALTERNATIVELY THE COMPLETE HOME CONSTRUCTOR'S KIT is Available for **£9/19/6** (carr. & ins. 5/- extra).

STERN RADIO LIMITED

109 & 115 FLEET STREET, LONDON, E.C.4 FLEET ST 5812/3



AMPLIFIER N24

Manufactured for the Admiralty in 1952 by Burndept, this utilises 4 valves, 1 each 5Z4G, 6V6G, 6J7G, 6J5G, and high quality components such as "C" Core Transformers and Block Paper Smoothing Condensers. Has A.C. Mains Pack for nominal 110/230 volts. Provision for 600 ohms or High Impedance Input, and has Output to 600 ohm Line. For normal use only requires changing Output Transformer. Can be used for Speech or Music, giving High Quality Reproduction. Output approximately 4 watts. Enclosed in metal case, and designed for Standard 19in. Rack Mounting, having grey front panel size 19in. x 7in. with Chromium Handles. All connections to rear panel, front having "On/Off" Switch, Gain Control, Indicator Light, Fuses and Valves Inspection Panel. **BRAND NEW IN MAKERS' PACKING.** ONLY £4/9/6 (carriage 10/6).

POWER UNITS TYPE 234: Primary 200/250 v. 50 cycles. Outputs of 250 v. 100 mA., and 6.3 v. 4 amps. Fitted double smoothing. For normal rack mounting (or bench use) having grey front panel size 19in. x 7in. **BRAND NEW.** ONLY 59/6 (carriage etc., 7/6).

H.R.O. MAINS POWER UNITS: Input 115/230 v. A.C. Output 230 v. 75 mA., and 6.2 v. 3.5 Amps. Complete in black crackled case. **ONLY 69/6** (carriage 3/6).

SPRAGUE CONDENSERS. Metal cased, wire ends. New, .01 mfd. 1,000 v., and .1 mfd. 500 v. 7/6 dozen. Special quotes for quantities.

MAINS TRANSFORMERS. Normal Primaries 250-0-250 v. 80 mA., 6.3 v. 3 a., 4 v. 4 a. 0-4-5 v. 2 a., 20/-; 350-0-350 v. 80 mA., 6.3 v. 3.5 a., 4 v. 4 a., 0-4-5 v. 2 a., 20/-; 0-30 v. 2 a. tapped to give 13 different voltages, 20/-.

O/P. TRANSFORMER. 5/-.

EHT TRANSFORMERS. 5.5 kV. (Rect.) with 2 v. 1 a., 79/6. 7 kV. (Rect.) with 2 v. 1 a., 89/6. 2.5 kV. (Rect.) with 2-0-2 v. 1.1 a., 2-0-2 v. 2 a. (for VCR 97 tube etc.), 42/6 (postage 2/- per trans).

TRAWLER BAND R 1155s

The latest version of this famous Communications Receiver to be released by the Air Ministry. Covers 5 wave ranges 18.8-7.5 Mc/s., 7.5-3.0 Mc/s., 3.0-1.5 Mc/s., 1.5 Mc/s., 600 kc/s., 500-800 kc/s. As used by Coastal Command, Air-sea Rescue Launches, etc. All sets thoroughly tested and in perfect working order before despatch, and on demonstration to callers. Have had slight use, but are in excellent condition. **ONLY £12/19/6.** "B" Models also available. As above but instead of 3.0-1.5 Mc/s. band has 200-75 kc/s. coverage. **ONLY £7/19/6.** A.C. MAINS POWER PACK OUTPUT STAGE, in black metal case to match receiver, enabling it to be operated immediately, by just plugging in, without any modification. Fitted with 8in. P.M. Speaker £8/10/- DEDUCT 10/- IF PURCHASING RECEIVER AND POWER PACK TOGETHER. Send S.A.E. for illustrated leaflet, or 1/3 for 14-page booklet which gives technical information, circuits, etc., and is supplied free with each receiver. Add carriage 10/6 for Receiver, 5/- for Power Unit.

METERS

F.S.D.	SIZE AND TYPE	PRICE
25 microamps D.C.	2 1/2in. Flush circular	69/6
25 microamps D.C.	2 1/2in. Proj. circular	59/6
50 microamps D.C.	2 1/2in. Flush circular	59/6
50 microamps D.C.	3 1/2in. Flush circular	80/-
500-0-500 micro D.C.	2 1/2in. Flush circular	27/6
1 mA. D.C.	2in. Flush square	22/6
1 mA. D.C.	2 1/2in. Flush circular	25/-
1 mA. D.C.	2 1/2in. Flush circular	50/-
150 mA. D.C.	2in. Flush square	7/6
300 mA. D.C.	2 1/2in. Flush circular	13/6
10 amps D.C.	3 1/2in. Proj. circular	20/-
20 amps D.C.	2in. Proj. circular	7/6
40 amps D.C.	2in. Proj. circular	7/6
15-0-15 amps D.C.	3 1/2in. Flush square	25/-
300 volts A.C.	2 1/2in. Flush circular	25/-
500 volts A.C.	2 1/2in. Flush circular	25/-

HETERODYNE FREQUENCY METERS

TYPE LM14

Designed and built to United States Navy specification, these Crystal Controlled instruments combine all the advantages of the well known BC.221 Frequency Meter, plus many additional features which increase their usefulness.

- ★ Frequency range 125-20,000 kc/s. in 2 bands.
- ★ Accuracy better than .02% in 125-2,000 kc/s. band, and better than .01% in 2,000-20,000 kc/s. band.
- ★ Voltage stabilisation circuit ensures accuracy not affected by power supply fluctuation.
- ★ Separate power switches allow standby filament operation without HT supply.
- ★ Modulation switch enables instrument to be used as a Signal Generator.
- ★ Has corrector for WWV.
- ★ Supplied with removable shock protection mounting.
- ★ Size only 8 1/2in. x 8in. x 8 1/2in. Weight 11 1/2lbs.
- ★ Brand New and Unused. Further details on application.



OSCILLOSCOPE UNIT

American Loran Indicator APN4. A magnificent piece of equipment which is recommended for the "Wireless World Television Oscilloscope", a copy of which publication is supplied with each unit, and gives full details of necessary modifications. Contains 5CPI Cathode Ray Tube and Screen, 14 valves 6SN7, 3 of 6SL7, 8 of 6H6, 1 of 6SJ7, 100 kc/s. Crystal, and hundreds of condensers, resistors, etc.



BRAND NEW IN MAKERS' CASES ONLY £5-19-6 (carriage 10/6)

Cash with order please, and print name and address clearly
PLEASE ADD POSTAGE OR CARRIAGE COSTS ON ALL ITEMS

HARRIS ELECTRONICS (LONDON) LTD.

Radio Corner, 138 Gray's Inn Road, London, W.C.1 Phone: TERMINUS 7937

Open until 1 p.m. Saturdays.

We are 2 mins. from High Holborn (Chancery Lane Station) and 5 mins. by bus from King's Cross

See and Hear all the latest STEREO & Hi-Fi

LASKY'S RADIO

IN LONDON'S NEWEST DEMONSTRATION STUDIO

AMPLIFIERS
 QUAD, ROGERS, LEAK, RCA,
 JASON, LINEAR,
 PAMPHONIC, DULCI,
 W/B, AVANTIC
 ARMSTRONG, ETC.

SPEAKERS
 WHARFEDALE, GOODMAN,
 LOWTHER, G.E.C., LORENZ,
 PHILIPS, TANNOY, etc.

PICKUPS
 COLLARO, GARRARD,
 CONNOISSEUR, LEAK,
 B/J, ORTOFON,
 GOLDRING, etc.



**TRANSCRIPTION
 TURNTABLES**
 COLLARO, GARRARD,
 LENCO, CONNOISSEUR.

TAPE RECORDERS
 GRUNDIG, ELIZABETHAN,
 BRENNEL, TRUVOX,
 SOUND, VORTEXION,
 FERROGRAPH, ELON,
 HARTING, SIMON,
 REFLECTOGRAPH,
 STUZZI, TANDBERG,
 TELEFUNKEN, STELLA,
 WALTER.

CABINETS

Wide selection including the
 New G-PLAN and NORDYK
 Contemporary Cabinets.

Photo shows only a section of our fine new Studio at 42 TOTTENHAM COURT ROAD in the heart of London's West End. Come and have comparative demonstrations under ideal conditions assisted by specialist staff, who will answer all your queries. If unable to call, write us. Our Technical and Mail Orders Depts. are at your service.

SPECIAL OFFERS OF FAMOUS MAKE NEW AND UNUSED MULTI-TEST METERS



AN/27. Accurate, highly sensitive 27 range Test Meter. 5,000 ohms per volt A.C. and D.C. In black leatherette-covered wood case, 7 1/2 x 9 1/2 x 3 1/2 in. deep, with carrying handle and ample room for small tools as well as leads.

LIST 15 GNS.
LASKY'S PRICE £11.19.6
 Post 5/- Leads 7/6 extra.




AN/20. Pocket size Microtester. An 18-range multi-test meter for amateur or service engineer. 5,000 ohms per volt A.C. and D.C. with accurate linear scales for the lower A.C. ranges. In black leatherette-covered case, 3 1/2 x 3 1/2 x 1 1/2 in. deep.

LIST 9 GNS.
LASKY'S PRICE £5.19.6
 Post 3/6. Leads 3/9 extra.

Volts (D.C. & A.C.) 0-2.5-10-100-250-500-2,500.
 Milliamps D.C. 0-500 Amperes D.C. 0-1-5.
 Ohms (on internal batteries) 0-2500-25,000-250,000-2,500,000.
 Decibels...0, +20, +28, +34
 (ODB=6mW into 500 ohms).
 Available on easy terms.

Volts (A.C. and D.C.) 0-2.5-10-50-250-1,000
 Milliamps D.C. 0-1,000
 Ohms.....0-15,000-1,500,000
 Decibels..... 0, +13, +27
 (ODB=6mW into 500 ohms.)

HIRE PURCHASE. Deposit and monthly terms to suit you. Call or write stating requirements.



COMBINED AM/FM TUNER, CONTROL UNIT AND AUDIO PRE-AMPLIFIER

(self-powered)

Mdl. H11 by famous manufacturer. Note these star features:

- ★ FM plus Long, Medium and Short reception
 - ★ High Fidelity Audio Pre-Amplifier
 - ★ Independent Bass and Treble Controls
 - ★ Pickup Matching Device and Switch positions for LP and 78
 - ★ Tape Record and Replay facilities
 - ★ For use with any Hi-Fi Amplifier
 - ★ Magic Eye Tuning Indicator
- For A.C. 200-250 v. 7 B.V.A. glass miniature valves, ECC85, ECH81, EBF89, two EF86, EM81, EZ81, and two matched Diodes. Glass dial, 11 1/2 in. x 5 1/2 in., fine readings and 'LOG' scale. Dimensions: length 12 in., depth 9 in. from dial front, 10 in. including knobs and spindles, height 7 1/2 in.
 LISTED AT £29/3/0.

LASKY'S PRICE 20 GNS.

Carr. and Ins. 12/6.
 Available on H.P. terms to suit you.
 Full details post free on request.

STEREO PICK-UP CARTRIDGES

ACOS 73-1a turnover or 71-3 55/5
 B.S.R., turnover 69/6
 RONETTE turn-over 83/5
 B.J. with diamond, 7 Gns.
 B.J. with plug-in head 8 Gns.
 All other available types in stock.

JASON STEREO KITS in stock

SPECIAL TAPE OFFER

Famous make, P.V.C. base on latest type plastic spools. Brand new, perfect, boxed and guaranteed.

1200ft. (7in.) 21/-
 850ft. (5 1/2 in.) 16/6
 600ft. (5in.) 12/6

Gevaert L.P. Plastic.
 1700ft (7in.) 35/-
 850ft. (5in.) 18/6
 225ft. (3in.) 6/6

Post: 1 spool, 1/6.
 Orders over 60/- post free.

7-VALVE AM/FM RADIOGRAM CHASSIS

Famous make, for 200-250 v. A.C. Output 4 watts matched to 3 ohms speaker. 7 valves: ECC85, ECH81, EF89, EABC80, EL84, EZ80, EM81. Magic eye tuning indicator. Covers medium, long and FM bands. Length 12 in., height 7 1/2 in., front to back 8 1/2 in. Limited number only. Brochure on request.

LISTED AT 22 GNS. **LASKY'S PRICE £17.19.6**

Carr. and Insurance, 12/6.

Available on H.P. terms to suit you. Full details post free on request.

All Makes of RECORDING TAPE in stock. Standard, L.P. and double play. Write for our special Tape List. All mail orders promptly despatched post free.

SEE OVERLEAF FOR MORE NEWS FROM LASKY'S RADIO

LASKY'S RADIO

BARGAINS IN 4-SPEED MIXER AUTO-CHANGERS



Collaro RC.456. Incorporating auto and manual control. Complete with Studio crystal p.u. and sapphire stylus. List £13/17/-.
LASKY'S PRICE £7.19.6
Post 3/6.

B.S.R. 4-spd. mixer Auto-Changer type UA8, manual and auto-control, complete with latest B.S.R. "ful-a" pick-
£6.19.6
up. Carr. & Pkg. 5/-

Garrard 120, Mk. II, £9/19/6.
Garrard 121, Mk. II, £10/19/6.

COLLARO 4-SPEED SINGLE PLAYER

Model 4/564 with Studio T or O p.u.

£6.9.6

Post 3/6

Garrard 4SPH Single Player, £27/19/6. Post free.

Collaro "Junior" 4-spd. motor and p.u. with HGP59 cartridge. Post 2/6.
Motor only 59/6, post 2/6.
Pick-up only 29/6, post 2/6.
GARRARD Auto-Changers, Transcription Motors, Pick-Ups. All latest models in stock.

CARRYING CASES

Large range of Cases for single record players, auto-changers and tape decks, at bargain prices. Call or send for list.

MULLARD 510 AMPLIFIER KIT

All specified components and your choice of transformers and chokes by Partridge, Haddon, W.B., Ellison or Gilson.
COMPLETE KIT of parts and printed circuit as low as £9.9.0
Details on request.
Book 3/6 post free. Printed Circuit separately 22/6. Also available built ready for use. Price according to transformers used.

3-3 AMPLIFIER

Built to Mullard's exact specification, with 3 Mullard valves EL84, EF86, EZ81, complete with front panel.
8 Gns.
Post free.

SPECIAL BARGAIN OFFER! PORTABLE GRAM AMPLIFIER

3½ watts output to 3 ohms speaker. Uses one valve and metal rectifier ECL82. Incorporates tone and volume controls. Size 8½in. x 8in. x 3½in. high.

LASKY'S PRICE
complete **59/6**
Post 3/6.

FAMOUS MAKE DE LUXE TAPE RECORDER

LISTED AT 64 GNS.

LASKY'S PRICE

42 GNS.

Complete with Lustraphone "Lustrette" m.k.e and 1,200ft. tape Carr. and Ins. 2/-



BRAND NEW AND UNUSED

Limited number only

Embodies the famous Collaro Tape Transcriber Mk. IV. Tape deck, 6-valve Hi-Fi amplifier, and 10in. x 6in. elliptical speaker, in handsome case superbly finished two-tone simulated lizard. Overall size: 18½in. x 15½in. x 7½in.

TWO HIGH GAIN INPUTS for radio/gram and mike, each separately controlled and can be mixed, so that speech and singing can be superimposed on an orchestral background. Two outputs, monitor headphones and extension speaker.

4 WATTS UNDISTORTED OUTPUT. Freq. range at 7½in. per sec., 50/12,000 c.p.s. Separate bass and treble controls, automatic equalisation on all 3 speeds. Magic eye level indicator. Upper and lower track recordings can be made quickly without spool reversal and a safety device prevents accidental erasure. Three speeds, 3½in., 7½in., 15in. per sec., digital counter, pause control.

For A.C. mains 200/250 v. **GUARANTEED FOR 12 MONTHS.**

Demonstrations at both addresses. Available on H.P. terms; deposit and monthly payments to suit you.

The carrying case only can be supplied for 79/6 plus carriage.

"LINEAR" STEREOGRAPHIC GRAM AMPLIFIER with outputs for two matched 2-3 ohm speakers. Can also be used as a straight 6-watt amplifier. Instructions supplied. **£6.19.6**
Post & Pkg. 5/-

"LINEAR" TAPE DECK AMPLIFIER. Type LT45. A complete unit (power pack and oscillator incorporated) suitable for Collaro Tape Transcribers (all marks), Brenell, etc. Post & Pkg. 5/-. **12 Gns.**

"LINEAR" "DIATONIC." High fidelity 10-14-watt ultra linear Amplifier with integral pre-amp. and tone controls. Post & Pkg. 5/-. **12 Gns.**


"LINEAR" "CONCHORD." A high fidelity 30-watt amplifier incorporating pre-amplifier and tone controls. Post & Pkg. 7/6. **15 Gns.**

ALL TYPES OF CHASSIS

We hold the largest selection of leading makes including all models ARMSTRONG, EMPRESS, DULCI, etc.
A.M. chassis, L.M.S. from 7 Gns.
A.M./F.M. chassis from 14 Gns.
A.M./F.M. STEREO from 22 Gns.

DULCI HI-FI CHASSIS TUNERS AND AMPLIFIERS Full range in stock.

SPECIAL OFFER HIGH FIDELITY TAPE RECORDER HEADS



Leading make, new and unused, upper or lower track RECORD/PLAYBACK, high impedance. Double wound and will reproduce up to 12,000 c.p.s. at 7½ i.p.s. Azimuth adjustments. Output 5 millivolts at 1 Kc. at 7½ i.p.s. ERASE, low impedance. Please specify upper or lower track.

LASKY'S PRICE
Per pair **49/6** Post 1/8.

SPECIAL FOR OWNERS OF A STAAAR "GALAXY"

SERVICE MANUAL for the Staar "Galaxy" 4-spd. Auto-Changer, 1/9 post free.

Good range of Spares for the "Galaxy" available. Call or write stating your needs.

ALL MAIL ORDERS dealt with promptly and efficiently. **OUR FULLY COMPREHENSIVE CATALOGUE** will soon be ready.

MICROPHONE BARGAINS

ACOS type 33/1, Crystal hand or table Microphone.



Incorporates specially designed acoustic filter. Flat response 30-7,000 c.p.s. Omnidirectional. Suitable for tape recording, public address, etc. Attractive dark brown plastic case. Brand new in maker's cartons. List 50/-

LASKY'S PRICE 29/6
Post 1/6.

ACOS CRYSTAL PENCIL MIKE, type MIC.39/1, in presentation case with Desk Stand, complete with cable. Listed at £5/5/-

LASKY'S PRICE 59/6
Post 1/6.

ACOS Sub-min. Crystal Microphone Inserts type MIC.17. Size approx. ½in. square, 7/32in. thick. Brand new and boxed. Each **4/6**
Post 1/-

MOVING COIL P.M. SPEAKERS

2½in. 17/6. 3in. and 3½in. 19/6
5in. 14/6. 6½in. 17/6. 8in. 19/6
10in. 29/6. 12in. 29/6
6½in. with transformer ... 21/-
7 x 4in. Elliptical 19/6
10 x 7in. Elliptical 32/6
8 x 5in. Elliptical 25/-
10 x 2½in. Rectangular 27/6

TAPE DECK OFFER

COLLARO TAPE TRANSCRIBTOR, Mk. III, fitted with digital counter. Limited quantity only. List £22. Lasky's Price 15 gns. Carr. & Ins. 21/-
COLLARO Mk. IV. £17/19/6.

TAPE RECORDER AMPLIFIER for use with Collaro Tape Deck. Manufacturer's surplus, complete with 4 valves and power supplies **£7.19.6**
Post 3/6.

SPECIAL OFFER!

COLLARO 4-spd. Transcription Turntables, 4T200/PX, with Studio trans. p.u. Brand new and unused. List £19/10/-
Lasky's Price £16.19.6
Carr. paid.

PICK-UP CARTRIDGES BELOW HALF PRICE!

Your choice of ACOS HGP.59, GARRARD GC2, B.S.B. "ful-a" TC4, COLLARO Studio O or T turnover crystal p.u. Cartridges, complete with L.P. and standard styli. All listed at 41/7.

LASKY'S PRICE 18/-
Post 1/-

ACOS GP43 t.o. crystal cartridge complete with L.P. and standard styli 15/-
GARRARD GC34 ceramic cartridge complete with styli 19/6
GARRARD TOM2 magnetic cartridge, list 57/-

Lasky's Price 25/-
GARRARD turnover head shells MPM1 4/6. MPM2, 5/6 ea.

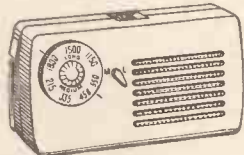
20,000 VALVES. Brand new surplus and imported, also full stocks of B.V.A. valves and C.R. Tubes. List post free.

SEE OVERLEAF FOR MORE NEWS FROM LASKY'S RADIO

LASKY'S TRANSISTOR AUDIO AMPLIFIER

MK. II (200/250 milliwatts)
Size 5½ x 2 x 1½ in., weight 4½ oz. excluding battery. Operates from 6 v. battery. Output imp. 3 ohms.
COMPLETE KIT including 4 transistors, all brand new components, latest T.C.C. miniature condensers, Printed Circuit and full instructions. Post 3/6
With two OC72 95/-
Full data & circuit diagram 1/-

YOU CAN BUILD THIS 6 TRANSISTOR POCKET RADIO FOR



£9.19.6
plus 3/6 post.

Printed Circuit construction. A FULL medium and long wave superhet using very latest components including 6 transistors, 2½ in. moving coil speaker and inbuilt Ferrite aerial. Handsome cream or coloured plastic case, 5½ x 3½ x 1½ in., weight 12 oz. Full assembly instructions supplied.
Demonstrated at either address. All components available separately.

LASKY'S RADIO

TRANSISTORS

AUDIO P.N.P. Junction Type suitable for high gain and low freq. amplifiers, and for output stages up to 250 milliwatts. **7/6**
3 for 20/-; 6 for 37/6, post free.
R.F. P.N.P. Junction Type suitable for medium and low freq. oscillators, freq. changers and I.F. amplifiers **15/-**
(1.5 to 8 Mc/s.)
3 for 40/-, 6 for 75/-.
Special prices for larger quantities.

LASKY'S TRANSISTOR SUPERHET TUNER

For construction on Printed Circuit, size 3½ in. x 3½ in. Uses 3 R.F. transistors, 1 germanium diode, 3 I.F. transformers, Ferrite rod aerial. Operates from 6 v. battery and 1.5 v. cell.

CAN BE BUILT FOR £5.12.9
Post 3/6. Full details on request.

LASKY'S PORTABLE GRAM AMPLIFIER KIT
2 watts. Note small dimensions, approx. 6½ in. x 3½ in., max. height 5 in. Uses EL84 output and 6X4 rectifier.

COMPLETE KIT, including valves, printed circuit, full instructions, less Speaker. **49/6**
Carr. 2/6.
7 in. x 4 in. "Elac" Elliptical Speaker, if required, 14/6 extra.

LASKY'S 4-VALVE S/HET PORTABLE

FOR ONLY £7/7/- plus 3/6 carr. and pkg. you can build this battery Portable using all brand new components and valves. **PRINTED CIRCUIT**, circuit diagram and full instructions supplied. Only batteries extra.



Circuit diagram and full data 1/6.
FOR ONLY £9/9/- plus 3/6 carr. and pkg. you can build this job as a mains and battery Portable using our specially designed build-it-yourself Power Unit for 200-250 v. A.C.

RADIO PARCELS

No. 1. Everything to build a 4-valve 3-wave superhet for 200/250 v. A.C. mains. Can be built for £7/19/6.
No. 2. Everything to build a T.R.F. 3-valve set for 200/250 v. A.C. mains. Med. and long wave. Can be built for £5/10/- Carr. and pkg. 2/6.
Instruction Book for either above, 1/-.

BAND III CONVERTERS



LISTED AT 9 GNS. **LASKY'S PRICE 75/-**
Post & Pkg. 5/-

By famous manufacturer of Pye group. Limited number only, in maker's cartons, 3 valves: ECF80, ECC84, EZ90 rectifier, 8 switched channels on Band III, converting to any Band I channel. Incorporates own power supply for 100-250 v., 50 cycles, A.C. Black crackle finish metal case, 8 in. x 5½ in. x 4 in. high, with rubber feet.

JASON F.M. TUNER
Special Parcel containing data book, chassis front panel, dial, drive, tuning condenser, full sets of coils, I.F.s, ratio detector, etc. Post 2/6.
DATA BOOK with price list, 2/-. This tuner can be built for £6/15/-, post 3/6. Also in stock JASON "ARGONAUT" AM/FM TUNER and JASON "MERCURY" switched Tuner. Data Books 2/- each, post free.




TRANSISTOR PORTABLE

For Construction on **PRINTED CIRCUIT** 6½ in. x 2½ in. using 7 Transistors and 1 germanium diode; 6 v. operation; very low consumption, 200 milliwatts p.p. output; Ferrite rod aerial; fully tunable; choice of 7 in. x 4 in. elliptical or 3½ in. P.M. speaker; choice of cabinet. Circuit diagram and full building instructions supplied.

CAN BE BUILT FOR £9.19.6 Post & Pkg. 3/6
Full data and building instructions available separately, 1/6 post free.

MIDGET T.R.F.

Handsome contemporary design case, overall size 8½ in. wide, 4½ in. deep, 5 in. high, 2 latest double-purpose valves EBF89 and ECL80, contact cooled rectifier. For A.C. mains 200-250 v. med. and long wave, 5 in. P.M. speaker. Plastic cabinet in cream, pastel green, pink, blue.



CAN BE BUILT FOR £4.19.6 Post & Pkg. 5/-
FULL DATA, instructions, circuit diagram, shopping list, 1/6.
CABINET only, as illustrated, 14/- plus 4/6 post and pkg.

SPECIAL OFFER MINIATURE INSTRUMENT SOLDERING IRONS

Famous make, 230/250 v. 25 watts, complete with pencil bit and 3-core flexible lead. Overall length 10 in. Tell-tale light in handle shows when current is on.
LIST PRICE 22/6
LASKY'S PRICE 16/6
Post 1s. 3d.

LASKY'S F.M. TUNER

PRINTED CIRCUIT VERSION OF G.E.C. 912 "F.M. PLUS" TUNER FOR HOME CONSTRUCTION
Uses 5 valves, 2 germanium diodes and brand new T.C.C. condensers, The **PRINTED CIRCUIT** ensures that the I.F. and R.F. amplifiers are extremely stable at maximum gain and results are consistent on all tuners.

CAN BE BUILT FOR £7.19.6 (including valves) Post free.
G.E.C. FM TUNER BOOK plus our full data and Shopping List, 2/6 post free. All parts available separately. ALIGNMENT SERVICE available.

SPECIAL OFFER OF SOLDER
1-lb. reels of Ersin 5-core "Savebit" Solder, List 15/-
LASKY'S PRICE 10/-
Post 1/6.

"GOLDTOP" POWER TRANSISTORS



All types now in stock, details on request. Example: V15/10P as illus., ideal for output stage of car radio, will give approx. 3 watts operating from 12v. Each 17/6, Post free.
Output Transformer to suit, correct ratio, matched to 3 ohms, 9/6. Post 1/-.
Driver Transformer 9/6. Post 1/-.

C.R. TUBE BARGAIN

Special Offer of **FERRANTI** 9 in. C.R. Tubes, type T9/3, 4 v. heater, triode, octal base, standard deflection. New and unused.
List £12/19/-
LASKY'S PRICE 59/6
Carr. & Insur., 12/6.

C.R. TUBES, new, unused.
17 in. £16/19/6; 14 in. £14/19/6;
12 in., £8/19/6;
Carr. and ins., 22/6.

TURRET TUNERS. All types—Cylidon, Brayhead, Telenge, Vairadio. Describe your set and we will quote you. Prices from 79/6.

ALL TYPES F.M. TUNERS
DULCI, QUAD, JASON, LEAK, ROGERS, etc.

POCKET VOLT TEST METERS. Two ranges D.C. 0-250 v. and 0-25 v. With leads in leather case 12/6. Post free.

CONDENSERS, RESISTANCES. High stability Resistances, Electrolytics. All values and sizes stocked.

SPEAKER COVERINGS. Large stocks of Tygan and "Some-weave." Any size piece cut. Samples and prices post free.

OPEN ALL DAY SATURDAY
Early Closing Thurs., 1 p.m.
(Both addresses)

LASKY'S (HARROW ROAD) LTD.
42 TOTTENHAM COURT ROAD, W.1.
Nearest Station Goodge Street
MUSEum 2605

370 HARROW ROAD, PADDINGTON, W.9.
(Opposite Paddington Hospital)
LAD 4075 and CUN 1979

PROMPT POST SERVICE
Please address Mail Orders to Harrow Road.



**COMMUNICATIONS RECEIVER B28
(MARCONI CR100)**

PRICE — ONLY £21.

Later Model with Noise Suppressor £25

Carriage England and Wales 30/-. Send S.A.E. for further details.

CR100 SPARES KITS

Contents: 15 valves, 2 of U50, DH63, KT63, X66, and seven KTW61. Output transformer, Resistors, Condensers, Potentiometers, PK screws, pilot lamps, drive cord, etc., etc. ALL BRAND NEW. 59/6, Post 4/6.

Best Buy at Britain's

FERRANTI TESTMETER TYPE Q. An extremely compact self-contained multimeter. Volts 0 to 30, 150, 600 A.C./D.C., with additional 0.3 v. D.C. and 0.15 v. A.C. ranges: Milliamps 0 to 7.5, 30, 150 and 750 D.C.; ohms 0.25 K. Accuracy BSS first grade. 500 ohms per volt. Knife-edge pointer and clearly calibrated 2 1/2 in. scale. Complete with leads, prods, battery, and instructions in fitted velvet-lined 4 x 7 x 3 in. case. Brand new condition, perfect working order. 72/6. Post 2/6.

AVOMETER MODEL D. 34 ranges. Large size AVO. For full details see previous adverts. Thoroughly overhauled. Complete with batteries and instructions. £8/19/6, post 4/-.

SANGAMO-WESTON ANALYSER E772. A useful multi-range meter in rexine covered carrying case. Thoroughly overhauled and in perfect working order. For full details see previous adverts. £8/19/6, carr. 4/6.

VOLTAGE REGULATOR TRANSFORMERS. Input 230 v. A.C., output variable from 187-250 v., OR input 187-250 v., output 230 v. at 24 amps. Rating 5.5 KVA. Wt. 42 lb. Brand new condition. £15. Carr. 10/-.


MINIATURE RELAYS

G.E.C. sealed, wire ends, 670 ohms. 2 H/D makes, M1099	15/-
G.E.C. sealed, wire ends. 670 ohms. 4 C/overs, platinum, M1092...	19/6
G.E.C. sealed, wire ends. 5000 ohms. 2 C/overs, platinum, M1052	7/6
S.T.C. size 1 1/2 x 1/2 x 3/4 in. 250 ohms. 2 C/overs, double contacts	17/6
Siemens High Speed, 1K + 1K ohms. 1 C/over	10/6

ALL BRAND NEW AND BOXED.

FURZEHILL BEAT FREQUENCY OSCILLATOR No. 5.

Push-pull output 0-10,000 c/s. of 0.5 v. at 10 ohms, or 0.50 v at 600 ohms, monitored by 2 1/2 in. M/C meter. Incorporates set-zero control and 50 c/s. check. Operates from 100-250 v. 50 c/s. mains. In handsome instrument case, 17 1/2 x 9 x 1 1/2 in. Despatched in transit case, in perfect condition, tested, complete with 7 valves, circuit and instructions. A laboratory instrument for ONLY £12/10/-. Carr. 10/-.



See advertisement opposite ➔



SG50 SIGNAL GENERATOR covers 100 kc/s to 80 Mc/s in six ranges on fundamentals. A de luxe instrument for only £9. A few only, brand new but slightly soiled cases for £8. Carr./packing 6/- extra.

CR50 BRIDGE measures 10pF to 100mF and 1 ohm to 10 Megohms in fourteen ranges. Leakage test for condensers. Designed for bench use, measurements are quickly and accurately made. Price complete £8/2/6, plus 4/6 carr./packing.

VV60 AUDIO VOLTMETER for checking and designing Hi-Fi audio equipment. Measures 1 milli-volt to 100 volts. Price £14, plus 4/6 carr./packing.

A050 AUDIO OSCILLATOR covers 20 cps to 200,000 cps in four ranges. Output variable up to 10 volts.

Details of above sent by return on receipt of stamped addressed envelope. HIRE PURCHASE available. TRADE supplied direct.

GRAYSHAW INSTRUMENTS

126 Sandgate High Street, Folkestone, Kent

Phone: Folkestone 78618

MIDLAND INSTRUMENT CO.

HUGHES MOTORS, shunt wound 12v. 1 1/2 amp., speed 5,000 r.p.m., reversing, size 3 1/2 in. long. 1 1/2 in. dia., 1/2 in. shaft, weight 20 oz., a very superior motor designed for anti-radar equipment. new, unused, 10/-, post 1/6. Ditto fitted reduction gear, giving a final drive (1/2 in. shaft) of either 320 or 160 r.p.m., state which required. 12/6, post 1/6.



BARR & STROUD RANGEFINDERS. 1-metre base, coincidence type, a hand-held instrument that gives range in yards or any distant object from 500 to 20,000 yards (12 miles). The variable focus 14 x right eyepiece provides two images of the object viewed: one from the right objective the other from the left. When these two images are brought into coincidence the range in yards can immediately be read in the left eyepiece. Fitted two filters and other refinements. A very high-quality instrument, original cost £180, our price new or near new condition, supplied in stout fibre containers, £5, carriage 100-m. 7/6, 200-m. 10/-, 300-m. 12/6. N.I. 20/-.

CHASSIS. U.S. manufacture all aluminium, 12 1/2 x 8 x 5 1/2 in. complete with top cover some items have been removed, remaining are—25 Amphenol midjet ceramic 37G type v/holders, complete with caps, over 70 colour coded 5% resistors, also many ceramicons and other conds., trimmers, padders, fixed and variable inductances, transformer, v/control, etc., new, unused, bargain, 10/-, post 3/6.

OPTICAL UNITS, consists of a brass mount holding two high-grade 40-mm. dia. achromats, each 3 in. focal length, forming a Petzval system, lenses easily removed by unscrewing retaining ring, new and perfect, 12/6 post 1/6, ditto identical except achromats are 3 1/2 in. focal length, 12/6, post 1/6.

R.C.A. ROTARY RELAYS, 12-v. D.C., powerful 18-deg. movement, actuating 2 heavy and 1 light duty 3-pole changeover contacts, also fitted contact automatically opening coil resistance from 8 to 118-ohms holding, size 3 in. x 3 in. x 2 1/2 in., weight 13 oz., new boxed, well worth 50/- Our price 7/6, post 1/6.

JOHN OSTER MOTORS. 12 v. 1.4 amp., initial drive 5,600 r.p.m., fitted enclosed gearbox with two 1/2 in. dia. shaft drives, one 6 and the other 24 r.p.m., also a linear feedproccating shaft in guides, with 1/2 in. movement operating at 24 times a minute, easily one of the finest of ex-Govt. motors, well worth £12, our price new unused 25/-, post 1/6.


VACUUM GAUGES, panel mounting 2 1/2 in. square front, dial graduated in units up to 6 inches of mercury with 4 sub-divisions, back fitted brass union pipe connector, new boxed 5/-, post 1/6.

CHARGING SETS, lightweight, 46 lbs. easily carried, 4-stroke aircooled, runs for 18 hours from 1 gall. petrol, D.C. output 12 to 18 volts at 80 watts, complete with exhaust and silencer, canvas cover, completely reconditioned by makers and now as new, supplied in stout cases, our price £8/10/-, carriage 100 m. 12/6, 200 m. 16/6, 300 m. 20/- (Inland only).

TELEPHONE SETS, consist of two combined microphones and receivers, which when wired up by ordinary twin flex, provide perfect 2-way communication, excellent results at 1 mile range have been reported, self-energised, no battery required, set complete new unused, 7/6, post 1/3; suitable twin 14/36 p.v.c. up to 300ft. lengths at 1d. per ft. supplied, postage each 20ft. flex 3d. extra.

SELENIUM RECTIFIERS. These are latest brand new G.E.C. supply, not ex-Govt. or assembled from bits, full-wave bridge, 12-v. 1 1/2 amp. cont., 2 amp. int., 10/-, post 1/-, ditto, 12-v. 3 amp. cont. 4 amp. int., 15/-, post 1/6; mains transformers to suit 200/230/250 v., with 5-11-17 v. output to charge a 2, 6 or 12 v. battery, brand new, 1 1/2 amp. type, 15/-, post 1/6; 3 amp. type 20/-, post 2/3, complete with wiring diagram.

Many other Bargains; send stamped addressed envelope for lists.
MIDLAND INSTRUMENT CO., MOORPOOL CIRCLE, BIRMINGHAM, 17
Tel: HAR 1308



RCP MULTIMETERS. A.C. and D.C. volts, 0 to 2.5, 10, 50, 250, 1,000, 5,000; D.C. current, 0 to 1, 10, 100 mA., 0-1 Amps.; Resistance, 0 to 500, 100 K., 1 Meg.; Decibels, -10 to +35. 1,000 ohms per volt (400 microamps basic). In light oak case 6½ x 6 x 4½ in., including lid. Complete with test leads and probes, internal battery, and instruction manual. All BRAND NEW and tested. £5/19/6. Post 3/-.

SELENIUM BRIDGE RECTIFIERS. Pencil cooled. A.C. input 45 v. RMS. D.C. output 30 v. 10 amps. BRAND NEW. Boxed. 45/- Post 3/6.

DUAL PURPOSE TRANSFORMERS (Gresham). Pri 230/250 v. Secs. 240-0-240 v., 1.5 amps., 5 v., 12.5 amps., 5 v., 1.75 amps. Ideal for ISOLATING TRANSFORMER, to obtain TWO 240 v. 360 watt line. Potted, oil-filled, 7 x 7½ x 10½ in. high. Wt. 50lb. BRAND NEW. £3/10/- Carr. 10/-.

ADMIRALTY HT TRANSFORMERS. Pri. 230 v. 50 c/s. Secs. 620-550-375-0-375-550-620 v. (620 and 550 v. 200 mA/amps., 375 v. 250 mA/amps.), plus two 0 v. 3 Amp. rectifier windings. Total rating 273 VA. Upright mtg. Wt. 25lb. Made 1953. BRAND NEW Original boxes. 45/- Carr. 5/-.

TRANSFORMER BARGAIN. Input 0-200/250 tapped. Outputs 250-0-250 v. 80 mA/amps. 5 v. 2 amps.; 6.3 v. 4.5 amps. Upright mtg. BRAND NEW. Boxed. Ex-Admiralty made 1962. A fine 50 c/s. mains tranny for ONLY 16/6, post FREE.

HEAVY DUTY L.T. TRANSFORMERS (Gresham). Latest type potted, oil filled. Pri. 230 v. 50 c/s. Sec. 0-70-75-80 v. 4 amps. Size 6½ x 4½ x 6½ in. high. Wt. 19 lb. BRAND NEW. 42/6, carr. 5/-.

AR8SD MAINS TRANSFORMERS. Input 110-240 v. Output 345-0-345 v. 125 mA/amps., 6.4 v., 4.5 amps., 5 v., 2 amps. 4½ x 4½ x 5½ in. high. Wt. 12lb. Potted. Tag ends. RCA BRAND NEW. Boxed. 29/6. Post 3/6.

MODULATION TRANSFORMERS. Collins type 20 watts 807 to 807, 8/6 each. Post 1/6.

FERRANTI TYPE, for Tx 36 etc., push-pull 807's to plate and screen modulate push-push 807's, ratio 2:1. Fully shrouded. Wt. 6½ lb. 17/6. Post 2/6.

RESISTORS

Morgan "T" (½ watt) and "E" (1 watt). Latest types, all BRAND NEW. 100 assorted, 10/- Post 1/-.

RCA TE-149 HETERODYNE WAVEMETERS. Employ V-cut 1 Mc/s. crystal (0.005 %). Overall accuracy better than 0.02%. Dial DIRECTLY calibrated every 1 Kc/s. from 2.5-5 Mc/s. Useful harmonics up to 20 Mc/s. Provision for fitting internal dry batteries. As new, in original transit case. £9/10/6. Carr. 5/6.



MORE METER BARGAINS

RANGE	TYPE	SIZE	PRICE
25 Microamp.	D.C. M/C	2½ in. Flush Circ. Scale "Rontgens"	89/6
25 Microamp.	D.C. M/C	2½ in. Prof. Circ. Scale "Rontgens"	59/6
50 Microamp.	D.C. M/C	3½ in. Flush Circ. Scale "Tolerance"	79/6
50 Microamp.	D.C. M/C	3½ in. Flush Circ. scaled 0-100	59/6
100 Microamp.	D.C. M/C	3½ in. Flush Circ. Scale 0-50/0-1000 v.	62/6
100 Microamp.	D.C. M/C	2½ in. Flush Circular.	42/6
1 Milliamp.	D.C. M/C	3½ in. Flush Circular.	50/-
1 Milliamp.	D.C. M/C	2 in. Flush Square. Fe/NFe. 1954	22/6
1 Milliamp.	D.C. M/C	6 in. Flush Circ. Scaled 0-12 v.	79/6
200 Milliamp.	D.C. M/C	2½ in. Flush Circular	10/6
1 Amp.	Thermocouple	2½ in. Projecting Circular	6/9
1 Amp.	Thermocouple	2½ in. Flush Circular	7/6
4 Amp.	Thermocouple	2 in. Flush Square	6/9
300 Volts	A.C. M/I	6 in. Flush Circular. Made 1955	79/6
300 Volts	A.C. M/I	2½ in. Flush Circular	25/-
500 Volts	A.C. M/I	2½ in. Flush Circular	25/-
10 Amperes	D.C. M/C	2½ in. Flush Circular	7/6

METAL RECTIFIERS. Full wave bridge. BRAND NEW. Salford 1 mA., 8/6. 5 mA., 8/6. 8TC 2 mA., 5/6.

Z MATCH! Cydon 250 + 250Pd. split stator double spaced transmitting variables. Ceramic insulation. BRAND NEW, boxed. 19/6. Post 2/6.


WHEATSTONE BRIDGES. Post Office plug-type. 1 to 10,000 ohms. 79/6. Post 3/6.

MEGGERs

Evershed & Vignoles "Wec" Meggers, 500 volts, complete in leather case, with leads. AS NEW. £3/19/6.
E. & V. Series 2 Meggers. 500 volts, 0-100 Megohms. In leather case. First-class condition. ONLY £16.
E & V BONDING TESTERS. 0-5 ohms at 12 mA/amps max. Hand generator type. In leather case. 79/6.
INSULATION TESTERS. "Beccol" hand generator type. 0-50 Megohms at 500 volts pressure. Complete in leather case. £7/19/6. Post 4/-.

MINIATURE 373 IF STRIPS. For FM tuner described in "Practical Wireless." Complete with 3 of EP91, 2 of EP92 and 1 of EB91. A fresh release enables us to offer these once again. BRAND NEW. Complete reprint of conversion instructions and circuit supplied free. 37/6. OR less valves, 12/6. Post, either 2/6.

HRO SENIOR MODELS



Complete with valves, 9 general coverage plug-in coils sets 50 Kc/s to 30 Mc/s, instruction booklet, and circuit, but less external power supply unit. Table models, as new condition, 21 GNS. Packing and carriage 22/- extra. Send S.A.E. for further details.

HRO POWER PACKS. 115/230 v. A.C. mains input. Tested, and in good condition, 69/6. Post 4/-.

MONITOR TYPE 61

3½ in. C.R. Tube. A.C. mains power pack. Very modern design. Ideal for conversion to oscilloscope, full data supplied. Condition as new. £7/19/6. Carr. 10/-.

COLLINS TCS TRANSMITTERS

Cover 1.5-12 Mc/s. (25-200 metres) in 3 bands. Complete with 7 valves: 3 of 12A6 Osc.; 1625 Buffer; 2 of 1625 PA; 1625 Mod. VFO or crystal control, with 4 crystal positions. C/W or R/T. Meters for plate and aerial current. BRAND NEW internally and unused, but externally store soiled. £7/19/6. Carr. 10/-.

R.F. UNITS

RF24. 20-30 Mc/s.	5 switched positions	12/6
RF26. 50-65 Mc/s.	Super slow-motion drive	17/6
RF27. 65-80 Mc/s.	Super slow-motion drive	22/6


Unboxed, but as new condition. Post 3/6.

MORSE TRAINERS

Two independent valve oscillators (one with pitch control) for one or two operators to practice simultaneously. Has provision for creating "atmospherics." In polished oak case, 12½ x 10 x 8 in. Wt. 16lb. Complete with 2 valves, leads, 2 keys, 7-way phone terminal board circuit, and instructions, but less batteries and phones. 12/6. Carr. 7/6. Phones, 7/6 pair.

CHARLES BRITAIN (Radio) LTD.
11 UPPER SAINT MARTIN'S LANE
LONDON, W.C.2. TEMple Bar 0545

One Minute from Leicester Sq. Station (up Cranbourn St.)
Shop-Hours: 9-6 p.m. (9-1 p.m. Thursdays). Open all day Saturday



COSSOR 343 GANGING OSCILLATORS. An A.M./F.M. signal generator of 70 Kc/s. to 21 Mc/s. in 5 ranges. A.M. modulated 400 c/s., F.M. sweep 0-50 Kc/s. For 100-250 v. A.C. mains. In good clean condition, but may have MINOR faults. £25/19/6. Carr. 7/6.

HICKOK 1-17 VALVE TESTERS. Checks dynamic mutual conductance, shorts, emission, gas, and noise. For UX4, UX5, UX6, UX7, Octal, Loctal B7G, and Acorn types. Portable in wooden carrying case 16½ x 8 x 5½ in. Wt. 13½ lb. BRAND NEW. Complete with instruction book and valve testing charts. For 117 v. A.C. 10 gns. Carr. 7/6. Matching auto. transformer for 230 v. A.C. 12/6.

MULLARD C. & R. BRIDGES. 0.1 ohm to 10 Megohms in 4 ranges, 10 p.p.d. to 10 mFd. in 3 ranges; Calibrate. Open Bridge, and % range. For 100-250 v. A.C. mains. Tested and guaranteed. £7/10/- Post 3/6.

CRYSTAL CALIBRATORS. Give 1 Mc/s., 100 Kc/s. and 10 Kc/s. "pips" with or without modulation. Employ dual 1,000/100 Kc/s. crystal and multi-vibrator circuit, and three 12SC7 valves. Made by Canadian Marconi Co., originally for use with the Wireless Set No. 19. Operate from 12 v. 0.45 amp. L.T. and 250 v. D.C. H.T. In neat metal case 2 x 4 x 9½ in. deep. BRAND NEW. In original packing, complete with two spare valves, instruction book, connectors, etc. £4/19/6.

R1155 RECEIVERS. With latest type super slow motion drive. In good condition and perfect working order, re-aligned and air tested. Model "B" £7/19/6. Model "L" covers trailer and shipping base £12/19/6. Carr. (either) 10/6. Send S.A.E. for details of sets and power units, or 1/3 for Illustrated booklet.

INVICTA LOUDSPEAKERS. Good quality 10 in. unit (impedance 3 ohms). In wooden cabinet 17 x 17 x 6 in. Complete with 50ft. lead and jack plug. BRAND NEW. 39/6. Carr. 5/6.

MOVING COIL PHONES. Finest quality Canadian, with chamois ear-muffs and leather-covered head-band. With lead and jack plug. Noise excluding and supremely comfortable. 19/6. Post 3/6.

MARCONI LOOP AERIAL type 896. A small, compact, enclosed loop. On swivel mount with degree scale. BRAND NEW. 69/6. Post 2/6. Ideal for R1155, etc.

TX-36 MODULATOR/POWER UNIT. Supplies HT 500 v. 200 mA/amps twice, L.T. 6.5 v. 8 Amps, and bias. Also modulator 3 6CG6, 2 807, and 3 6W4/500 Rects. In oak case 24 x 16½ x 15 in. Wt. 120 lb. Circuit supplied. FLEMING'S BARGAIN. £4/19/6. Carr. 15/6 Eng. & Wales.


D.C./A.C. ROTARY CONVERTERS. Input 12 v. D.C. Output 230 v. 50 c/s. A.C. at 135 watts. Fitted with 0-300 v. A.C. 2½ in. meter and slider resistor for voltage adjustment. In stout wooden carrying case with lid. Perfect working order. £8/19/6. Carr. 10/6.

FERRANTI VOLTMETERS N5. 0-300 volts, 25-100 c/s. Moving Iron 6 in. scale. Ft. mtg. Hermetically sealed, grade IN. Made 1955. BRAND NEW. Boxed. 79/6. post 3/6.



AUTO-CHANGER
COLLARO RC54 3-SPEED MIXER
 Fitted studio pick-up with turnover head. Brand new, cartoned, but for 110 v. 50 c.p.s. A.C. mains. So that the unit can be operated from normal 200-250 v. A.C. mains we are supplying free with every changer a suitable auto-transformer with input and output voltages clearly marked. Limited number only. £5/19/6. Carr. 5/6.

W.B. "STENTORIAN" HIGH FIDELITY P.M. SPEAKERS
 HF1012, 10 watts 15 ohm (or 3 ohm) speech coll. Where a really good quality speaker at a low price is required, we highly recommend this unit with an amazing performance. £4/10/8. Please state whether 3 ohm or 15 ohm required.



AM/FM RADIOGRAM CHASSIS, HIGH QUALITY. PUSH-PULL. 6-8 WATTS OUTPUT. Current manufacture. 12 months' guarantee. For 200-250 v. mains. Covers L. and M. Wavebands plus F.M. Includes 8 latest type miniature B.V.A. valves. Only 22 gns. plus 7/6 carr. Or deposit £2/12/- and 9 monthly payments of £2/12/-.



BRAND NEW LUCAS MOTOR-CYCLE BATTERIES. 6 v. 22 A.H. (in sealed cartons). Limited number available at only 29/9 each. Carr. 3/6. Normal price 71/- each.

ELECTROLYTICS (current production)
 Not Ex Govt.

Tubular Types	Can Types
8 mfd. 450 v. 1/9	16µF 450 v. 2/9
8 mfd. 500 v. 2/6	32µF 350 v. 2/11
16µF 350 v. 1/11	32 mfd. 450 v. 4/9
16µF 450 v. 2/9	100 mfd. 450 v. 4/9
16µF 500 v. 3/9	8-8µF 450 v. 2/11
25µF 25 v. 1/3	8-16µF 450 v. 3/11
50µF 12 v. 1/3	16-16µF 450 v. 4/11
50 mfd. 25 v. 1/9	16-32µF 350 v. 4/6
50µF 50 v. 1/9	32-32µF 350 v. 4/9
100 mfd. 12 v. 1/9	32-32µF 450 v. 5/9
100 mfd. 25 v. 2/3	100-100 mfd. 350 v. 5/9
3,000 mfd. 6 v. 3/9	150 mfd. 450 v. 5/9
6,000 mfd. 6 v. 3/11	100-200 mfd. 275 v. 5/9
	6/11

THE SKY FOUR T.R.F. RECEIVER



A design of a 3 valve 200-250 v. A.C. Mains. L. & M. wave T.R.F. receiver with selenium rectifier. For inclusion in cabinet illustrated or walnut veneered type. It employs valves 6K7, 6P61, 6P6G, and is specially

designed for simplicity in wiring. Sensitivity and quality is well up to standard. Point-to-point wiring diagram, instructions and parts list. 1/9. This receiver can be built for a maximum of £4/19/6 including cabinet. Available in brown or cream bakelite or veneered walnut.

SELENIUM RECTIFIERS

L.T. Types	F.W. Bridge	H.T. Type H.W.
2/6 v. 1/2 a.h.w. 1/9	6/12 v. 1 a. 3/11	120 v. 40 mA. 3/9
6/12 v. 1/2 a.h.w. 2/9	6/12 v. 2 a. 7/3	250 v. 50 mA. 5/9
	6/12 v. 3 a. 9/9	250 v. 80 mA. 7/9
	6/12 v. 4 a. 13/11	250 v. 250 mA. 10/9
	6/12 v. 5 a. 14/6	
	6/12 v. 6 a. 14/11	
	6/12 v. 10 a. 25/9	
	6/12 v. 15 a. 35/9	
	24 v. 6 a. 26/9	

ASSEMBLED CHARGERS

6 v. 1 a.	19/9
6 v. 2 a.	29/9
6/12 v. 1 a.	27/9
6/12 v. 2 a.	38/9
6/12 v. 4 a.	56/9

Above ready for use with mains and output leads. Cases well ventilated and finished in stoved blue hammer. Carr. & Pkg. 3/6.

CHARGER TRANSFORMERS

200-230-250 v. 50 c/s,	
0-9-15 v. 1 1/2 a.,	11/9;
0-9-15 v. 3 a.,	16/9;
0-9-15 v. 5 a.,	19/9;
0-9-15 v. 6 a.,	23/9.

BATTERY CHARGER KITS
 Consisting of Mains Transformer F. W. Bridge. Metal Rectified, well ventilated steel case. Fuses, Fuse-holders, Grommets, panels and circuit. Carr. 2/6 extra.

6 v. or 12 v. 1 amp. 22/9
 As above, with ammeter. 32/9
 6 v. 2 amps. 25/9
 6 v. or 12 v. 2 amps. 31/6
 6 v. or 12 v. 2 amps. (inclusive of ammeter) 41/6
 6 v. or 12 v. 4 amps. 53/9

BATTERY CHARGER KIT
 6/12 v., 6 amp., consisting of F.W. Bridge Rectifier Mains Trans. and ammeter. 49/9. Post 4/6.

ASSEMBLED CHARGER
 6 v. or 12 v. 2 amps.
 Fitted Ammeter and selector plug for 6 v. or 12 v. Louvred metal case, finished attractive hammer blue. Ready for use with mains and output leads. Double Fused. Only Carr. 3/9. **49/9**

All for A.C. Mains 200-250 v. 50 c/s
 Guaranteed 12 months

ASSEMBLED 6v. or 12v. 4 amps.
 Fitted Ammeter and variable charge selector. Also selector plus for 6v. or 12v. charging. Double fused. Well ventilated steel case with blue hammer finish. Ready for use with mains and output leads. Carr. 4/6. Or Deposit 14/11 and five monthly payments 14/11.
 As above but for 6 amp. charging. 5 GNS. Carr. 5/-. Or Deposit 19/9 and five monthly payments of 19/9.




LINEAR L3/3 STEREOPHONIC AMPLIFIER

Sensitivity 150 m.v. for 3 watts output on each channel. Ganged Vol. and Tone Controls. Pre-set balance control. Outputs for two matched 2-3 ohm speakers. (Can be used as straight 6-watt amplifier.) Provides remarkably realistic



output when connected to 200-250 v. A.C. mains point. Stereophonic pick-up head and good quality speakers. Instructions and guarantee included. Carr. free **7 gns.** Send S.A.E. for leaflet. Or deposit 27/9 and 5 monthly payments 27/9.

12in. 10 WATT HIGH QUALITY LOUD-SPEAKERS IN POLISHED WALNUT FINISHED CABINET



Gauss 12,000 lines. Speech coil 3 ohms or 15 ohms. Only £4/19/6. Carr. 5/-. Terms: Deposit 11/- and 9 monthly payments of 11/-.

Cabinet can be supplied separately at 47/6, carr. 3/9.



EXTENSION SPEAKERS

Limited number in handsome Walnut veneered cabinets. 2-3 ohm speech coils, 6 1/2in. 29/9, 8in. 35/9, 10in. 56/9.

DRY SHAVERS. Brand new in carrying case. Operation from 3 U2 batteries, fitted in case. Just the thing for travel. Only 59/6 (approx. half price).

RECORDING TAPE. 600ft. reels, 9/9, 1,200ft. reels 14/9.

ELECTRIC SOLDERING RONS. Lightweight type for radio work, 19/9.

GARRARD 4-SPEED AUTO-CHANGER. Model RC120/4H. Limited number only at £10/19/6. Carr. 5/6.

COLLARO 4-SPEED AUTO-CHANGERS
 With studio pick-up with turnover head. BRAND NEW. Cartoned latest model. For 200-250 v. A.C. mains. Very limited number. Conquest £7/19/6. Continental 9 gns. Carr. 5/6.

ACOS Crystal Microphone Inserts. Brand new. Only 5/11 ea. Ex. Equip. 4/11 ea.
ACOS HGPS9 Hi Fi Crystal Cartridges. (Turnover type with sapphire stylus.) Standard replacement for Garrard and B.S.R. Only 19/9

R.S.C. BATTERY TO MAINS CONVERSION UNITS

Type BM1. An all dry battery eliminator. Size 5 1/2 x 4 1/2 x 2in. approx. Completely replaces batteries supply 1.4 v. and 90 v. where A.C. mains 200-250 v. 50 c/s is available. Suitable for all battery portable receivers requiring 1.4 v. and 90 v. This includes latest low consumption types. Complete kit with diagram. 39/9 or ready for use 46/9.
 Type BM2. Size 8 x 5 1/2 x 2 1/2in. Supplies 120 v. 90 v., and 60 v. 40 mA. and 2 v. 0.4 a. to 1 amp. fully smoothed **THEREBY COMPLETELY REPLACING BOTH H.T. BATTERIES AND L.T. 2 v. ACCUMULATORS** when connected to A.C. mains supply 200-250 v. 50 c/s. **SUITABLE FOR ALL BATTERY RECEIVERS** normally using 2 v. accumulator. Complete kit with diagrams and instructions, 49/9, or ready for use, 59/6.



R.S.C. TRANSFORMERS

FULLY GUARANTEED

MAINS TRANSFORMERS
 Primaries 200-250-250 v. 50 c/s.

FULLY SHROUDED UPRIGHT MOUNTING

250-0-250 v. 60 mA., 6.3 v. 2 a., 5 v. 2 a.	17/6
250-0-250 v. 100 mA., 6.3 v. 4 a., 5 v. 3 a.	23/9
300-0-300 v. 100 mA., 6.3 v. 4 a., 5 v. 3 a.	25/9
350-0-350 v. 100 mA., 6.3 v. 4 a., 5 v. 3 a.	25/9
300-0-300 v. 130 mA., 6.3 v. 4 a., c.t., 6.3 v. 1 a., suitable for Mullard 510 Amplifier.	33/9
350-0-350 v. 150 mA., 6.3 v. 4 a., 5 v. 3 a.	33/9
360-0-350 v. 150 mA., 6.3 v. 2 a., 6.3 v. 2 a., 5 v. 3 a.	33/9
425-0-425 v. 200 mA., 6.3 v. 4 a., c.t., 6.3 v. 4 a., c.t. 5 v. 3 a.	49/9

TOP SHROUDED DROP-THROUGH TYPE

280-0-280 v. 70 mA., 6.3 v. 2 a., 5 v. 2 a.	16/9
350-0-350 v. 80 mA., 6.3 v. 2 a., 5 v. 2 a.	15/9
250-0-250 v. 100 mA., 6.3 v. 4 a., 5 v. 3 a.	22/9
300-0-300 v. 100 mA., 6.3 v. 4 a., 5 v. 3 a.	23/9
350-0-350 v. 100 mA., 6.3 v. 4 a., 5 v. 3 a.	23/9
350-0-350 v. 100 mA., 6.3 v. 4 a., 5 v. 3 a.	23/9

ELIMINATOR TRANSFORMERS
 Primaries 200-250 v. 50 c/s.

120 v. 40 mA., 5-0-5 v. 1a.	14/9
90 v. 15 mA., 6-0-6 v. 250 mA.	9/11

FILAMENT TRANSFORMERS
 Primaries 200-250 v. 50 c/s.

6.3 v. 1.5 a.	5/9	6.3 v. 3 a.	8/11
6.3 v. 2 a.	7/6	6.3 v. 6 a.	17/6
0-4-6.3 v. 2 a.	7/9	12 v. 3 a. or 12 v. 1 v.	17/6

OUTPUT TRANSFORMERS
 Midget Battery Pentode 6B1 for 384, etc. 3/6
 Small Pentode 5,000Ω to 3Ω 3/9
 Standard Pentode 5,000Ω to 3Ω 4/6
 Standard Pentode 8,000Ω to 3Ω 4/6
 Push-pull 10-12 watts 6V6 to 5 ohms 4/9
 Push-pull 10-12 watts 6V6 to 3Ω or 15Ω 6/9
 Push-pull EL84 to 3 or 15 ohms to match 6V6 to 3-5-5 or 15Ω 15/9
 Push-pull EL84 to 3 or 15 ohms to match 6V6 to 3-5-5 or 15Ω 16/9
 Push-pull 15-18 watts, sectionally wound, 6L6, KT66, etc., to 3 or 15 ohms 21/9
 Push-pull 20 watt high-quality sectionally wound, 6L6, KT66, etc., to 3 or 15Ω 47/9

SMOOTHING CHOKES
 250 mA., 5 H., 100 ohms 11/9
 150 mA., 7-10 H., 250 ohms 11/9
 100 mA., 10 H., 200 ohms 8/9
 80 mA., 10 H., 360 ohms 8/9
 80 mA., 10 H., 400 ohms 4/11
 1 amp. 0.5 ohm L.T. type 6/6

R.S.C. A.10 ULTRA LINEAR 30 WATT AMPLIFIER

HIGH FIDELITY PUSH-PULL UNIT EMPLOYING SIX VALVES. EF86 EF86, ECC83, 807, 807, GZ34. Tone Control Pre-amp. stages are incorporated. Sensitivity is extremely high. Only 12 millivolts minimum input is required for full output. **THIS ENSURES THE SUITABILITY OF ANY TYPE OR MAKE OF MICROPHONE OR PICK-UP.** Separate Bass and Treble controls give both "lift" and "cut" with ample tone correction for long playing records. An extra input with associated vol. control is provided so that two separate inputs such as "mike" and gram, etc., etc., can be simultaneously applied for mixing purposes. **AN OUTPUT SOCKET WITH PLUG IS INCLUDED FOR SUPPLY OF 300 v. 20 mA. and 6.3 v. 1.5 a. FOR A RADIO FEEDER UNIT.** Price in kit form with easy-to-follow wiring diagrams. Only **11 Gns.** Cover as illustrated



18/9 extra. Carr. 10/- Or Factory built with 12 months' guarantee £13/19/6. **TERMS ON ASSEMBLED UNITS. DEPOSIT 24/9** and 12 monthly payments of 24/9.

GARRISON THEATRES, etc., etc. We can supply Microphones, Speakers, etc., at keen cash prices or on terms with amplifiers. **EXPORT ENQUIRIES INVITED.**

LINEAR LT/45 HIGH QUALITY TAPE DECK AMPLIFIER

COMPLETE WITH POWER PACK AND OSC. STAGE. Suitable for Collaro, Lane, Truvov, Brenell, etc. State make of Deck when ordering. Chassis size 12-7-3in. Overall size 12-7-6in. For 200-250 v. 50 c/s. A.C. mains. Output for standard 2-3 ohm speaker. Only 15 millivolts input required for full recording. Only 2 millivolts minimum output required from recording head. Magic Eye recording level indicator. Provision for feeding P.A. amplifier. Negative feed-back equalisation. Linear frequency response ± 3 D.B. 50-11,000 c/s. Facilities for recordings at 15in., 7 $\frac{1}{2}$ in. or 3 $\frac{1}{2}$ in. per second. Automatic equalisation at the turn of a knob. When switching from record to playback position automatic demagnetisation of heads is assured. Separate gain and output controls. Valves type ECC83, ECC83, EL84, EZ80, EM34. Output 4 watts. Unit supplied with maker's 12 months' guarantee. Leaflet 6d. Special offer LT/45, Collaro Tape Recorder, Studio Microphone, reel or tape and 6 $\frac{1}{2}$ in. or 7 x 4in. speaker, 29 gns. Carr. 10/-.

12 Ready for use. 8/5. Carr. 7/6. Or Dep. 22/3 and 12 payments 22/3.



All ULTRA LINEAR 12-14 WATT AMPLIFIER



COLLARO JUNIOR 4 SPEED RECORD PLAYER

With separate pick-up having dual point sapphire stylus. Brand new, cartoned. For 200-250 v. A.C. mains only. Only 24/10/-. Post 3/6.

COLLARO TAPE TRANSCRIPTORS. Mark IV. Few only. 19 gns.

COLLARO AC/4/564 4 Speed Single Players £6/19/6. Carr. 4/6. **PORTABLE CABINETS.** Two tone rexine. Will take AC/4/564. Size inside 14 $\frac{1}{2}$ x 13 x 6 $\frac{1}{2}$. 47/9. Post 4/6.

LG3 MINIATURE 3 WATT GRAM. AMPLIFIER

For 200-250 v. 50 c.p.s. A.C. mains. Overall size only 6 $\frac{1}{2}$ x 4 $\frac{1}{2}$ x 2 $\frac{1}{2}$ in. Fitted vol. and Tone Control with mains switch. Designed for use with any kind of single player or record changing unit. Output for 2-3 ohm speaker. Guaranteed 12 months. Only **55/9**

ACOS HIGH FIDELITY PICK-UPS. GP54 with HGP59/52 cartridge.

Dual point sapphire stylus. Cream finish. A fortunate purchase enables us to offer these at **35/9** approx. half price. Only

R.S.C. A4 4-5 WATT HIGH GAIN AMPLIFIER

A highly sensitive 4-valve quality amplifier for the home, small club, etc. Only 50 millivolts input is required for full output so that it is suitable for use with the latest high-fidelity pick-up heads in addition to all other types of pick-ups and practically all makes. Separate Bass and Treble controls are provided. These give long playing record equalisation. Hum level is negligible being 71 D.B. down. 15 D.B. of negative feedback is used. H.T. of 300 v. 26 mA. and L.T. or 6.3 v. 1.5 a. is available for the supply of a Radio Feeder Unit or Tape Deck pre-amplifier. For A.C. mains input of 200-250-250 v. 50 c/s. Output for 2-3 ohm speaker. Chassis is not alloy. Kit is complete in every detail and includes fully punched chassis (with baseplate) with the blue hammer finish, and point-to-point wiring diagrams and instructions. Exceptional value at only 24/15/- or assembled ready for use 25/- extra, plus 3/6 carriage. Or Deposit 22/- and five monthly payments of 22/- for assembled unit.



PORTABLE CABINETS. Inside measurements 17 x 12 $\frac{1}{2}$ x 8 $\frac{1}{2}$ in. high. Clearance above baseboard-6 $\frac{1}{2}$ in. Below 2 $\frac{1}{2}$ in. Attractive design. Two tone rexine covering. Carr. 5/-.

Only **66/9**

SPECIAL OFFER. Above cabinet, LG3 amplifier, 6 $\frac{1}{2}$ in. speaker and B.S.R. U48 Autochanger. 13 gns. Carr. 10/-.

LINEAR L45 MINIATURE 4/5 W. QUALITY AMPLIFIER. Suitable for use with Garrard B.S.R. or any other record playing unit and most microphones. Total negative feedback 12 D.B. Separate Bass and Treble controls. For A.C. mains input of 200-250 v. 50 c.p.s. Output for 2-3 ohm speaker. Three miniature Mullard valves used. Size only 6 x 5 x 6 $\frac{1}{2}$ in. high. Chassis fully isolated from mains. Guaranteed 12 months. Only 25/19/6. Or Deposit 22/- and 5 monthly payments of 22/- Send S.A.E. for leaflet.

R.S.C. A7 3-4 WATT QUALITY AMPLIFIER

A highly sensitive 4-valve amplifier using negative feedback and having an excellent frequency response. Pre-amplifier and Tone Control stages are incorporated with separate Bass and Treble Controls giving full tone compensation for long playing records. Suitable for any kind of pick-up including latest high fidelity types. H.T. of 250 v. 20 mA. and L.T. 6.3 v. 1 a., available for supply of Radio Feeder Unit, etc. ONLY 40 millivolts input required for full output. Fully isolated chassis with baseplate. For A.C. mains 200-250 v. 50 cycles. Output for 2-3 ohm speaker. Complete kit of parts, point-to-point wiring diagrams and instructions. Only 23/15/-, carr. 3/6 or factory built 25/- extra.



PLESSEY DUAL CONCENTRIC 12in. P.M. SPEAKERS

(15 ohms), consisting of a high quality 12in. speaker of orthodox design supporting a small elliptical speaker ready wired with choke and condensers to act as tweeter. This high fidelity unit is highly recommended for use with our A11 or any similar amplifier. Rating is 10 watts. Gauss 12,000 lines. Price only £5/17/6. Or Deposit 10/6 and 12 monthly payments of 10/6

NEW 1958 DESIGN HIGH-FIDELITY PUSH-PULL AMPLIFIER WITH "BUILT-IN" TONE CONTROL PRE-AMP. STAGES

Two input sockets with associated controls allow mixing of "mike" and gram. as in A10. High sensitivity. Includes 5 valves, ECC83, ECC83, EL84, EL84, 5Y3. High Quality sectionally wound output transformer specially designed for Ultra Linear operation, and reliable small condensers of current manufacture. **INDIVIDUAL CONTROLS FOR BASS AND TREBLE "Lift" and "Cut."** Frequency response ± 3 D.B. 30-30,000 c/s. Six negative feedback loops. Hum level 60 D.B. down ONLY 23 millivolts INPUT required for FULL OUTPUT. Suitable for use with all makes and types of pick-ups and microphones. Comparable with the very best designs. For STANDARD or LONG PLAYING RECORDS. For MUSICAL INSTRUMENTS such as STRING BASS, GUITARS, etc. **OUTPUT SOCKET with plug provides 300 v. 30 mA. and 6.3 v. 1.5 a.** For supply of a RADIO FEEDER UNIT. Size approx. 12-9-7in. For A.C. mains 200-250 v. 50 c/s. Output for 3 and 15 ohms speakers. Kit is complete to last unit. Chassis is fully punched. Full instructions and point-to-point wiring diagrams supplied. Only **8 Gns.** Carr. 10/- (Or factory built 45/- extra.)

If required louvred metal cover with 2 carrying handles can be supplied for 18/9. **TERMS ON ASSEMBLED UNITS. DEPOSIT 18/9** and 12 monthly payments of 18/9. Send S.A.E. for illustrated leaflet detailing Ready-to-assemble Cabinets, Speakers, Microphones, etc., with cash and credit terms.

LINEAR "DIATONIC" 10-WATT HIGH FIDELITY AMPLIFIER. Incorporating pre-amp. For A.C. mains input 200-250-250 v. 50 c.p.s. A compact attractively finished unit with two separately controlled inputs and outputs for 3 and 15 ohms speakers. Separate Bass and Treble controls. Five latest type miniature Mullard valves. Only 12 Gns. Send S.A.E. for leaflet and credit terms.

P.M. SPEAKERS

2-3 ohm 2 $\frac{1}{2}$ in. Rola 17/9. 5in. Goodmans 17/9. 7 x 4in Goodmans Elliptical 19/9. 6 $\frac{1}{2}$ in. Rola 19/9. 8in. Rola 19/9. 8in. Goodmans 21/9. 10in. R.A. 28/9. 10 x 6in. Elliptical Goodmans 29/9. 12in. Plessey 29/11. 12in. Plessey 3 or 15 ohms, 10 watts, 12,000 lines, 59/6.

SUPERHET RADIO FEEDER UNIT

Design of a high quality Radio Tuner Unit (specially suitable for use with any of our Amplifiers). A Triode Heptode F/Changer is used. Pentode I.F. and double Diode Second Detector, delayed A.B.C. is arranged so that A.V.C. distortion is avoided. The W. Ch. Sv. incorporates Gram. position. Controls are Tuning, W. Ch. and Vol. Output will load most Amplifiers requiring 500 mA. input depending on Ae location. Only 250 v. 15 mA. H.T. and L.T. of 6.3 v. 1 amp. required from amplifier. Size of unit approx. 9-6-7in. high. Send S.A.E. for illustrated leaflet. Total building cost is £4/15/-. Point-to-point wiring diagrams and instructions 2/6.

Radio Supply Co. (LEEDS) LTD.

Personal Shoppers to 5 and 7 County Arcade, Briggate, Leeds, 1. Mail Orders to 29-31, Moorfield Road, LEEDS, 12.

Terms: C.W.O. or C.O.D. No. C.O.D. under £1. Postage 1/9 extra on all orders under £2 2/9 extra under £5 unless carriage charge stated. Full Price List 6d. Trade supplied. Open to callers 9 a.m. to 6 p.m. Wednesday until 1 p.m. S.A.E. please with all enquiries.

RADIO SUPPLY CO. (LEEDS) LTD.

(Dept. D) 5 and 7, County Arcade, Briggate, Leeds, 1.

Terms C.W.O. or C.O.D. No. C.O.D. under £1. Post, 1/9 under £2, 2/9 under £5 unless quoted. Open 9-6 p.m. Weds until 1 p.m.

CO-AXIAL CABLE, 75 ohms, 1/4 in., 8d. yard. Twin screened feeder 11d. yard.

VOLUME CONTROLS with long spindles, all values, less switch, 2/9; with S.P. switch, 3/6.

EX GOVT. STEP UP/STEP DOWN TRANSFORMERS. Double wound. 10-0-100-200-220-240 v. to 9-0-110-122-136-148 v. or Reverse. 300 watts, 35/9, plus 7/6 carr.

2 v. 18 A.H. EX GOVT. ACCUMULATORS. New, boxed. Only 5/6 each, 3 for 15/-, plus 2/6 carr., 6 for 27/6. Carr. 3/6.

D.C. SUPPLY KITS. Suitable for electric trains. Consists of mains trans. 200-250 v. 50 c.p.s.; 12 v. lamp selenium rect. (F.W. Bridge); 2 fuses, change direction switch, variable speed regulator, partially drilled steel case, and circuit. Very limited number, 29/9.

VIBRATORS. Oak and Wearite, synchronous 7 pin, 2 v. 7/9, 6 v. 8/9.

JUNCTION TRANSISTORS. R.F. type 17/6. Audio type 7/9.

EX GOVT. METAL BLOCK PAPER CONDENSERS. 8 mfd., 10 mfd. 500 v. 3/9.

INSULATED STAPLES 1/4 in. Boxes of 100. Only 1/- each. 10/6 doz. £5/10/- gross.

RE-ENTRANT SPEAKERS, Tannoy, 8 watt, 7.5 ohms. Only 25/- each.

EX GOVT. MAINS TRANSFORMERS

All 200-250 v. 50 c/s. Input.
Pr. 0-110-200-230-250 v. 275-0-275 v. 100 mA., 6.3 v. 7 a., 6 v. 3 a. 22/9
230-0-230 v. 80 mA. 12.6 v. 1.5 a., 5 v. 2 a. 11/9
250-0-250 v. 150 mA. 5 v. 3 a. 16/9
350-0-350 v. 160 mA. 6.3 v. 5 a., 5 v. 3 a. 27/9
400-0-400 v. 250 mA. 5 v. 2 a., 5 v. 2 a. 18/9
450-0-450 v. 250 mA. 6.3 v. 3 a., 6.3 v. 1 a., 5 v. 6 a. 49/9
12.5 v. 3 a., 5 v. 3 a. 12/9
0-24-26-28 v. 15 amps. A.C. conservative Gov. rating (marked with D.G. rating after rectification) 69/9. Carr. 18/-
0-10-20-25 v. 24 a. (Gov. rating) 79/6. Carr. 15/-

EX GOVT. SMOOTHING CHOKES

250 mA., 20 H., 150 ohms 19/6
200 mA., 3-5 H., 50 ohms. Parmeko 9/9
150 mA., 10 H., 50 ohms 10/11
120 mA., 12 H., 100 ohms 9/9
100 mA., 10 H., 100 ohms 6/9
100 mA., 5 H., 100 ohms, tropicalised 3/11
80 mA., 20 H., 500 ohms 8/9
60 mA., 3-10 H., 250 ohms 2/11

HEADPHONES, Brand New, Low resistance. Only 6/9 pr.

5 CORED FLEX. Rubber insulated 14/36. 1/3 yd. 50/- yds. £4 per 100 yds.

EX GOVT. CASES. Well ventilated, black crackle finished, undrilled cover. Size 14 x 10 x 8 1/2 in. high. **IDEAL FOR BATTERY CHARGER OR INSTRUMENT CASE. COVER COULD BE USED FOR AMPLIFIER.** Only 9/9, plus 2/9 post.

Quality

ELECTRONIC EQUIPMENT

KAMS PLEASE NOTE

The following items of

HEATHKIT EQUIPMENT

available from stock . . . limited numbers only.

Communications type All band Receiver Kit AR3 550 kc/s-30 Mc/s, less cabinet. £12 10 0

Broadcast Receiver BR2, less cabinet £9 0 0

Transmitter Kit AT-1 £15 0 0

Test Equipment

Q-Meters type QM1, 150 kc/s.-18 Mc/s. 40 mmf to 450 mmf. Complete £25 0 0

Oscilloscope. Sin. etched circuit OMI. Complete kit £25 0 0

Williamson Amplifier, complete with pre-amps. Hi-Fi £18 0 0

All the above are U.S.A. types 110 v., but small auto Transformers can be supplied at £1/7/6 each, extra.

Receivers

NATIONAL H.R.O. Receivers, complete with coils from £20 0 0

MARCONI Type CR100, 60 kc/s-30 Mc/s. Each £25 0 0

HALLICRAFTERS S27, 27.8-143 Mc/s. S27CA, 135-235 Mc/s. £35 0 0

EDDYSTONE 640, 740, 840, 750, 680, 680X. Well below list price.

HAMMARLUND HQ120X. 550 kc/s-30 Mc/s. £40 0 0

G.E.C. BRT 400 £75 0 0

Manuals

RCA AR88D and L.F. SX28, R107, HRO, Halli-crafter SX24, B2, HR120, HQ129, 1359, S27, S27CA and others available from £1/7/6 per copy.

HF. VHF & Microwave

Laboratory Equipment

Cossor DB, Scopes type 339. £30 0 0

Rebuilt to Laboratory standard. Price upon request.

Cossor Ganging Oscillator. £20 0 0

Marconi Test Equipment

Signal Generator Type TF144G, 85 kc/s-25 Mc/s. £80 0 0

Marconi TF329, circuit Magnification Meter £85 0 0

Marconi Valve Voltmeter Type TF428 £25 0 0

Marconi Output Meter TF340 £25 0 0

BSR L050A, B.F.O., 0-115,000 cycles . . . £30 0 0

Marconi Spectrum Analyser TF984/1 TS118 RF output power meter 5-500 watts, 20-750 Mc/s., complete and checked £45 0 0

Lavoie TS127, Frequency Meter, range 375-725 Mc/s. Checked and guaranteed. Each £15 0 0

Tubes

Types 2K33, 723/AB, CV129, 2K29, Xtals IN21, N21B, IN26. Others available.

Elliott Single Pen Recorders

AC/DC Instrument. Range 0-1 mA. £35 0 0

Meggers

EVERSHED Series 2 Bridge Megger 500V. £55 0 0

250V. £35 0 0

1,000V Meggers with external decade box. NEW £65 0 0

Wee Type: 500V. £12 10 0

250V. £8 0 0

Frequency Meters

BCC21 Range 125 kc/s., 20 Mc/s. In perfect condition.

Also in stock: U.S.A. BENDIX LM SERIES Aircraft version of BCC21

TS174, 20-250 Mc/s. TS175U, 85-1,000 Mc/s. Prices and details on request.

Receivers for VHF-UHF & Microwave

AN/APR4, 30-1,000 Mc/s. comp. AN/APRS, 1,000-6,000 Mc/s. R1294, 500-3,000 Mc/s. R1359, 130-500 Mc/s. S27CA, 145-235 Mc/s. S27, 38-145 Mc/s.

AND OTHERS AVAILABLE FROM STOCK.

We require **URGENTLY**. Test Instruments, Receiver RCA AR88. Halli-crafters SX28. Valves 2K33. Xtals IN26 and Freq. Meters of all types. High figures given for equipment in good condition.

UNIVERSAL ELECTRONICS

22-27, LISLE STREET, LEICESTER SQUARE LONDON, W.C.2. Tel: GERrard 8410 & 4447

Shop Hours: 9.30 a.m. to 6.0 p.m. OPEN ALL DAY SATURDAY Thursday 9.30 a.m. to 1.0 p.m.

WEBB'S RADIO

invite you to hear
the realism of
**STEREOPHONIC
SOUND**

Stereo Amplifiers by LEAK and ROGERS, Stereo pickups by TANNOY, ELAC, DECCA and RONETTE are in stock at

WEBB'S RADIO
14 SOHO ST., LONDON, W.1.
Tel: GERrard 2089/7308

TELETRON Miniature Transistor

Superhet coil kit (as illustrated) 42/-



470 kc/s. I.F. Transformers and Osc. coil in screening cans 3/4 x 1/2 in. dia. Dual wave Ferrite rod aerial 5 1/2 x 1/2 in. dia. For the TRANSIDYNE printed circuit s/het.

Push-pull and single ended tape oscillator coils available for most decks at 8/6 each. Bias retractor coils and top lift inductors. Dual range T.R.F. and Xtal diode coils, etc. 9d. stamps for complete lists and circuits.

The TELETRON Co. Ltd.

112B, Station Rd., Chingford, London, E.4
SIL 0836

Perforators, Reperforators Teleprinters, Spare Parts

Terminals and V.F. Telegraph Multi-Channel Units; Telephone Carriers and Repeaters; Testing Equipment; Signalling Rectifiers. 26B, 43A, RA87, etc. Relays, Transformers; Filters; Repeating and Retardation Coils; Racks; Relay Bases. **British, American and German equipment.**

WILLIAM BATEY & CO.

Gaiety Works, Akeman 8 Street, Tring, Herts.
Telephone: Tring 2183
Cables: RAHNO Tring.


Wilkinsons

EST. 1921

ELECTRONIC BARGAINS BY MAIL
QUANTITIES AVAILABLE • CALLERS WELCOME

RELAYS P.O. TYPE 3000

BUILT TO YOUR SPECIFICATION
 QUICK DELIVERY, KEEN PRICES
 CONTACTS UP TO 8 CHANGEOVER



KEY SWITCHES

PROMPT DELIVERY ALL TYPES
 UP TO 4co/6co



MINIATURE RELAYS

Siemens High Speed. Sealed.			
2.2Ω + 2.2Ω	1 C O	H96A	15/6
500Ω + 500Ω	1 C O	H96D	22/6
1700Ω + 1700Ω	1 C O	H96E	25/-
S.T.C. Sealed.			
700Ω	2 C O	4184GD	19/6
2500Ω	1 make heavy duty	4180EE	22/6
2700Ω	2 C O	4184GE	21/6
G.E.C. Sealed.			
180Ω	2 make 2 break	M1087	19/6
670Ω	4 C O	M1092	21/6
2500Ω	1 C O	M1022	22/6
5000Ω	2 C O	M1052	25/-
T.M.C. Carpenter Relays.			
330Ω + 1040Ω		4B21	75/-
850Ω + 2680Ω		5M32A	45/-
300Ω + 700Ω		5XA24	45/-

All available from stock.

SELENIUM METAL RECTIFIERS

Full wave bridge.	Best quality.
12 v. 1 amp.	8/6
12 v. 2 amp.	13/6
12 v. 3 amp.	16/6
12 v. 4 amp.	20/-
24 v. 1 amp.	13/-
24 v. 2 amp.	24/-
24 v. 3 amp.	28/-
24 v. 4 amp.	36/-

MAINS TRANSFORMERS with correct output tappings, suitable for the above rectifiers to give 12 v. 1 amp., 18/9. 2 amp. 24/- 4 amp. 29/6. 24 v. 3 amp. 25/- Post 1/6.

MAINS TRANSFORMER with selenium rectifier fitted on top from 200-250 v. A.C. mains, 30-40 v. D.C. can be obtained at 1 amp. 27/6. Post 2/6.

AMMETERS. 0/3 moving coil D.C., 6in. flush round with a fine open scale with divisions of 50 M.A. B.S.S. 89. 90/- Post 1/6.

VOLTMETERS. 0/300. Moving Iron, A.C., 2 1/2in. Flush Round, 25/- Post 1/6.

MICROAMMETER. 250 F.S.D., 3 1/2in. Flush Round, Sangamo Model S37. Scaled for valve voltmeter, circuit available free. 55/- Post 1/6.

"WEE MEGGERS," 500 volts, in leather case, £12/10/- Post 3/-.

CIRCUIT TESTING OHMMETER. 2 scales 0/1000Ω and 100/200KΩ inf. with test prods. Brand new. £4/17/6. Post 3/-.

AVO TEST BRIDGES. 220/240 volt A.C. Measures capacities from 5 pf. to 50 mfd. and resistances from 5 ohms to 50 megohms. Valve voltmeter range 0.1 to 15 volts, and condenser leakage test. BRAND NEW. Full working instructions supplied with instrument. 29/19/6. Post 3/-.

SIGNAL GENERATOR TYPE 52A. Input 230 volt 50 cycles, complete with leads, dummy antenna. Brand new in transit case. 6 to 52 Mc/s. inclusive in 4 bands with calibration charts. Coarse and fine attenuators. Int. and ext. mod. Output 0.5 volt to 100 mv impedance 70 and 100Ω. £10. Carriage 10/-.

WHEATSTONE BRIDGE. 1 to 210 ohms in 1Ω steps with built-in galvo, 4 stud switches, in wood case with spare compartment. Ideal for extending range. 50/- Post 3/6.

VENTAXIA EXTRACTION FANS. 230 volt A.C. 6in. blades. Ideal for ventilating kitchens, etc. Easy to fix. Silent running. 130/- post 3/-.

XPELAIR EXTRACTION FANS, 7 1/2in. blades, with baffle outlet. 190/- cge. 5/-.

HEATING ELEMENTS. Flat enclosed type. 230 volt 500 watt. "Bray chromalox." 10 x 1 1/2in. 7/6. Post 1/6.

OSCILLOSCOPE. Type 43. With 3 1/2in. CRT. 4-6J7, 3-VR54, 1-524, 1-VU120 Brand new and complete with power pack and leads. £10/10/- Cge. 12/6.

INSPECTION LAMP. Fits on forehead, leaving hands free, battery case clips on belt, 7/6, post 1/6. Takes E.R. Battery No. 1215, 2/9, post 9d.

SWITCHES. 1 hole fixing, 3 amp. 250 volt. Single pole changeover, 1/6 each. 12/- doz., £37/10/- per 1,000.



BULKHEAD FITTING. 9in. diam., flat tripod type, suitable for lamps up to 100 watt, complete with pushbar switch lampholder. Ideal for farm buildings, garages, greenhouses, etc. Brand new, 17/6, post 3/-.

ROOM THERMOSTAT. Adjustable between 45 and 75° Fahr., 250 v. 35/- Post 2/-.

THERMOSTAT. For frost protection, on at 34 deg. F., off at 49 deg. F., 1 1/2 amps. at 250 volts, adjustable, 4/6, post 1/-.

THERMOSTAT SWITCH. Bimetal type in sealed glass tube, 2 1/2 x 1 1/2in. 30° Cent. Ideal for Aquariums, Wax and Oil Baths, Gluepots, etc. Will control 1 amp. at 240 v., 5/- each, post 1/-.

THERMOSTAT. Satchwell 12in. stem, 0/250 v. A.C./D.C. 15 amps. A.C., 10 to 90° Cent., 25/-, post 2/6.

10 amp. D.C. Ideal for greenhouses, etc., 35/- Post 2/-.

10 amp. D.C. Ideal for greenhouses, etc., 35/- Post 2/-.

10 amp. D.C. Ideal for greenhouses, etc., 35/- Post 2/-.

10 amp. D.C. Ideal for greenhouses, etc., 35/- Post 2/-.



HOME INTERCOM

- ★ ROOM TO ROOM
- ★ HOUSE TO WORKSHOP

SET No. 5 TELEPHONE HAND SET as illustrated, with sound-powered earpiece and battery operated mouthpiece. Simply connect two instruments with twin flex and a 1 1/2 volt battery in series. "Press to talk" button prevents waste of current whilst not in use. Two instruments with cords and plugs. 25/- Post 2/6.

SET No. 7. Consisting of two P.O. type handsets as illustrated with press button in the handle for ringing bell at other end. The instruments are entirely sound-powered and are supplied with two bells and batteries with full instructions for installing. Simply connect with four wires. 75/- Post 3/6. Twin Flex 4d. per yard. Single wire in 100 yd. coils at 10/6. Post 1/-.

S.A.E. for complete list of ten available sets.

10 AMP BATTERY CHARGER

HERE IS YOUR CHANCE TO PURCHASE A BRAND NEW UNIT WORTH £40! FOR OUR SPECIAL PRICE £17.10.0



Carriage 20/-.

SPECIFICATION.

Input 200/250 volts A.C., 50 cycles. Output 10 amps., 22 volts D.C. Controlled by two 4-position switches for fine and coarse control which enables 6 to 24 volt batts. to be charged. Brand new with 0/12 ammeter. Fused A.C. and D.C.

LOUDSPEAKER BARGAINS

BRAND NEW

ELAC 5in. Permanent Magnet. 3 ohms. 9,700 gauss. Only 18/6. Post 1/6. A High Quality Speaker at a Low Price.

AXIOM 150. Double Cone 12in. 15 watts—15 ohms, fully dust-proof. Our Special Offer. £7/19/6. Packing and carriage 7/6. High Fidelity—in maker's cartons.

P.M. SPEAKERS. 10in., in portable case with flex and plug. 50/-, carr. 5/-.


TANNOY LOUD HAILERS. In slope front wood case, with 180 ohm line transformer and condenser. Speech coil impedance 7.5 ohms. 19/6. Carriage 5/-.

RACKS—POST OFFICE STANDARD. 6ft. high with U-channel sides drilled for 19in. panels, heavy angle base, 4ft. 10in. in stock.

HEADPHONES. Balanced. Armature Type DHR. 17/6 per pair, post 1/6.

HEADPHONES. High resistance 4,000Ω type CHR. 12/6 pair, post 1/6.

JACK PLUGS. Cylindrical bakelite screw-on cover. 2 contact. 2/6 each, 20/- doz.



SOLENOIDS. 12 volt D.C., with 3 1/2in lever Very powerful. Ideal for remote control, model railways, etc., 5/- each. Post 1/6.

TERMINAL BLOCKS. 2-way fully protected. No. 5C/430. 4/- doz. or box of 50 for 15/-, 3-way 6/- doz., 50 for 22/6, post 1/6.



VARIABLE RESISTANCE 140Ω 2.4 amps. in ventilated case, 10 x 7in., stud type. 35/- Cge. 7/6.

VARIABLE RESISTANCE 140Ω 2.4 amps. in ventilated case, 10 x 7in., stud type. 35/- Cge. 7/6.

VARIABLE RESISTANCE 140Ω 2.4 amps. in ventilated case, 10 x 7in., stud type. 35/- Cge. 7/6.

VARIABLE RESISTANCE 140Ω 2.4 amps. in ventilated case, 10 x 7in., stud type. 35/- Cge. 7/6.

VARIABLE RESISTANCE 140Ω 2.4 amps. in ventilated case, 10 x 7in., stud type. 35/- Cge. 7/6.

L. WILKINSON (CROYDON) LTD.
19 LANSDOWNE RD. CROYDON SURREY
 Phone: CRO 0839
 Grams: WILCO CROYDON

MINE DETECTORS No. 4a

COMPLETE EQUIPMENT COMPRISES SEARCH HEAD, AMPLIFIER, HEADSET, CONTROL BOX, TELESCOPIC RODS FOR SEARCH HEAD, SEARCH HEAD TEST UNIT AND TEST DEPTH MEASURE, AND HAVERSACK

Operation is from a standard 60v./1.5v. combined dry battery. The unit will detect ferrous or non-ferrous metals to a depth of 24in. giving maximum signal but can be used at greater depths giving lower output. Ideal for tracing underground pipes or cables and any hidden metallic objects.

COMPLETE EQUIPMENT SUPPLIED BRAND NEW IN ORIGINAL TRANSIT CASES COMPLETE WITH CIRCUIT AND OPERATING INSTRUCTIONS.

PRICE
99'6
EACH · CARRIAGE 10/6



G. W. SMITH & CO (RADIO) LIMITED

3-34 LISLE STREET, LONDON, W.C.2 • Phone: GERRARD 8204/9155 • Cables: SMITHEX LESQUARE



"DIANA"
world famous
DYNAMIC MICROPHONE

Complete with cord and magnetic base, patent pending **£4.4.0**

"DIANA"
world famous
CRYSTAL MICROPHONE

complete with cord and magnetic base, patent pending, **£2.18.0**



SOME SOLE AGENCIES STILL AVAILABLE

For further details apply to

SUPERELECTRONICS LTD

5 VIOLET HILL, LONDON, N.W.8. Phone: MAIDA VALE 0569

HOME RADIO OF MITCHAM


EDDYSTONE 898

Geared slow motion drive

A high grade gear driven and flywheel loaded movement giving smooth positive drive with a reduction ratio of 110 to 1. The pointer has a 7 inch horizontal travel and the 100 division vernier scale rotates 5 times for each transverse. Die-cast glossy black escutcheon complete with perspex window, knob, fixing screws, and template. Size 9½ x 5½in. Leaflet on request, delivery from stock.



PRICE
58'-



BAKERMeyer (Selhurst) LOUDSPEAKERS
"THE CHOICE OF THE CONNOISSEUR"

First and foremost in high quality moving coil loudspeakers. Die-cast chassis and fully dust-proof and tropicalised. Low resonance cone with hardened apex for efficient treble reproduction. Plastic foam suspension gives clean undistorted bass with excellent definition.
12in. Stalwart/FS Foam suspension. Response 40 to 13,500 £6/15/- (plus 3/6 post).
12in. de Luxe/FS Foam suspension. Response 25 to 17,000 £9/15/- (plus 3/6 post).
Delivery from stock, leaflets on request.



INSTRUMENT SOLDERING IRONS

Special offer of Remploy instrument soldering irons. ¾in. detachable bit, neon indicator light in handle. Ideal for all radio and wiring work. 220-240 volts. New and boxed. **OUR PRICE 18/6**, plus 9d. post.

BRAND NEW high resistance headphones, 15/- a pair.

Mosley "WAVE-TRAP" antennas now in stock. Leaflets on request.

Buckley automatic Send/Receive aerial switch. Leaflets on request. Price £3, post paid.

HOME RADIO (MITCHAM) LTD.

Dept. W, 187 LONDON ROAD, MITCHAM, SURREY MIT 3282
Shop hours 9.0-6.30 Weds. 1.0 p.m.

ALL-AMERICAN-SPARE-PARTS.

PLEASE NOTE. This advertisement is designed for the connoisseur of American Equipment, therefore it is not illustrated. We cannot enter into any correspondence with anyone not conversant with such equipment.

OZ4	5/-	3C24	20/-	6J6	5/-	6V6GT	7/6	56	6/-	830B	9/-
OZ4A	5/-	3D6/1299	4/6	6J7	9/-	6V6G	6/-	57	5/-	832	25/-
1A3	3/6	3-16	5/-	6J7G	6/6	6X5GT	7/-	58	6/-	837	12/6
1B3GT	5/-	4E27	80/-	6K6GT	7/-	6X5G	6/-	59	6/-	843	7/6
1B23	11/-	5D21	£5	6K7	6/9	6Y7G	8/-	71A	4/6	860	30/-
1B24	11/-	5R4GY	9/6	6K7GT	6/-	7A4	7/-	75	8/-	872A	35/-
1B26	11/-	5T4	10/-	6K7G	4/-	7A5	7/-	76	8/-	874	11/-
1B32	10/-	5U4G	7/-	6K8	9/6	7C7	8/-	77	6/-	878A	7/-
ID8GT	6/-	5W4	10/-	6K8GT	8/-	7E6	6/-	78	8/-	884	10/-
IE7G	6/-	5X4G	10/-	6K8G	7/-	7H7	9/-	80	8/6	930	8/-
IG4FT	7/-	5Z3G	8/6	6L5G	6/-	7K7	8/-	82	8/-	954	2/-
IJ6G	6/-	5Z4G	10/-	6L6	10/-	7R7	9/-	83V	12/-	955	3/6
ILA6	6/-	6-4	5/-	6L6GA	8/6	7V7	6/-	84-6Z4	6/-	956	3/-
ILB4	6/-	6A3	4/-	6L6G	8/6	10	10/-	85	7/-	1201	3/6
ILC6	6/-	6A6	5/-	6L7	7/6	10Y	12/-	89	6/-	1203A	4/-
ILD5	3/6	6AB7	5/-	6N6	7/6	12A6	5/-	100TH	45/-	1267	8/-
ILH4	5/6	6AC7	5/-	6N7	6/6	12AH7	7/-	217C	17/6	1603	6/-
ILN5	5/-	6AG5	5/6	6N7GT	7/-	12C8	7/6	267B	30/-	1611	5/6
IN21	5/-	6AG7	8/6	6P7G	6/6	12H6	2/6	350B	8/-	1622	10/-
IN23	10/-	6B4G	4/6	6S7	7/-	12J5GT	3/6	393A	25/-	1624	6/6
IP5GT	6/-	6B7G	6/-	6R7	9/-	12SA7GT	10/-	417A	15/-	1625	6/-
IR4/1294	5/6	6BB	6/-	6R7G	8/-	12SC7	1/6	446A	14/-	1626	4/6
1-V	4/-	6B8G	3/-	6SA7	7/-	12SG7	6/6	446B	14/-	1629	4/6
2A3	8/-	6C4	5/6	6SA7GT	5/6	12SH7	4/9	705A	17/6	2051	12/6
2A5	8/-	6C5	6/-	6SC7	10/6	12SJ7	6/-	713A	8/6	7193	2/9
2B7	6/-	6C5G	4/-	6SC7GT	5/6	12SK7	5/-	715B	97/6	8010	22/6
2C26	3/-	6C6	4/6	6SG7	7/-	12SL7	7/-	717A	8/6	8012	6/-
2C43	55/-	6C8G	5/-	6SH7	5/-	12SO7GT	8/6	723 A/B	52/6	8018	8/6
2C46	70/6	6F5G	7/6	6SJ7	7/6	12SR7	6/-	724B	15/-	8020	6/-
2E32	30/-	6F5GT	7/6	6SK7	5/6	12U5	7/-	726A	27/6	9001	5/-
2J31	45/-	6E5	8/-	6SK7GT	5/-	28D7	6/6	801	6/-	9004	4/-
2J39	£10	6F6G	5/-	6SL7GT	7/-	37	7/-	801A	12/6	9005	6/-
2X2	4/-	6F8G	8/-	6SN7GT	5/6	38	7/-	803	22/6	9006	4/-
3A4	6/6	6G6G	3/-	6SQ7	6/6	39/44	6/-	805	30/-		
3B4	8/-	6H6	2/3	6SR7	6/6	42	9/-	807	6/6		
3B7/1291	5/6	6H6GT	1/9	6SS7	8/-	42E	9/-	808	20/-	2BP1	30/-
3B22	80/-	6H6G	1/3	6ST7	7/-	43	10/-	811	15/-	3JP7	20/-
3B24	10/-	6J5	5/-	6U6	8/-	45	7/-	813	80/-	SFP7	45/-
3B28	30/-	6J5GT	4/6	6U7	8/-	46	46/-	829	30/-	SMP1	17/6
		6J5G	3/6	6V6	9/6	53A	3/-	829B	40/-	SGP1	40/-

CATHODE RAY TUBES

2BP1	30/-
3JP7	20/-
SFP7	45/-
SMP1	17/6
SGP1	40/-

RCA-A.R.88—SPARES

Dial Assembly, 10/- each. Flex coupling, 2/6 each.
 Dial Vernier, 6/- each. Knobs, small, 2/- each.
 Voltage Tap Sw, 4/6 each.

COILS

Ist-2nd-FR-Osc Antenna— 2-wa., 3-way 5-way, 5/- each.
 All frequencies 3/- each.
 Air Trimmer (2-25 mmfd.), 3/6 each.
 Range Switch, 8 bank, ceramic with screens, 15/6 (p.p 2/6).
 Filter Chokes, 18/6 each.

Terminal Board, set of 3, set.
 Pot 1 meg. Tone Con., 3/- each.
 Pot 66k R.F. Gain, 3/- each.
 Wave Trap, 5/-.
 Crystal Phasing Trimmer, 3/6 each.

HALLICRAFTER-S.27.—SPARES

Switch selectivity. 3-bank with on/off switch, 7/6.
 Tuning Capacitor. 47.5 mmfd. 3 section. 17/6.
 Tuning Gear Assembly 17/6.
 R.F. Tuning Assembly, complete with 7-bank rotary switch; coils, acorn sockets, and wired. 60/- P.P 3/6.
 Inductor Chokes, 2 henries. 17/6.
 Inductor Chokes 10 henries 17/6.

HALLICRAFTER-S.36-R.B.K.-13—SPARES

Transformer Power Mains 115/230 v. 50/60 cycles. 39/6. P.P 3/6.
 Transformer, Audio. 25/- P.P. 2/-.
 Reactor. Dual Filter Choke, 3-12 henries. 22/- P.P. 3/-.
 I.F. Transformers. Ist, 2nd, 3rd (5.25 m/cs.). 10/6 each.
 Coils, Ist, 2nd, 3rd. Ant., Ist, 2nd, 3rd, R.F Ist, 2nd, 3rd O.S.E. 6/- each.
 Coil, BFO. 10/6 each.
 Reactor, Line Filter 6/6 each.
 Capacitor, 4.8-8mmfd. 650 v. d.c. 18/6. P.P. 2/-.
 Other Spares. Resistors, condensers, switches, tube holders, etc

RCA-E.T.-4336—SPARES

Meters 0-500 milliamps. 2 1/2 in round flush 12/6 each.
 Meters 0-100 milliamps. 2 1/2 in. round flush. 12/6 each.
 Resistor, Large, 3,150 ohms, 150 w. 8/6.
 Resistor Large, 31,500 ohms, 150 w. 8/6.
 Resistance, 600 watt 110 v. E.S. 4/6.
 Flexible Coupling. 4/6.
 Tube Socket, Large Jumbo. 4/9 each.
 Tube Socket, Small Jumbo. 3/9 each.
 Capacitor, 15 mmfd. 6/6 each
 Capacitor, 31 mmfd. 6/6 each.

NATIONAL-H.R.O.—SPARES

6-volt Vibrapacks. 35/- each. P.P. 3/6.
 Tuning Condensers, 4-gang. 50/-.
 Knobs, 1/2 in bush cw. osc. selectivity, audio gain, phasing, R.F. gain, all at 3/3 each.
 I.F. Transformers, 2nd, 456 kc/s. 8/6.
 I.F. Transformer, B.F.O.. 8/6.

RCA-L.F. SPEAKERS

15in. 15 ohms, 30 watt. £9/19/6 (carr. 15/-).

RCA-H.F. HORN SPEAKERS

15 ohms, 30 watt. £8/10/- (carr. 10/-).

PLEASE ADD POSTAGE AND PACKING. ALL GOODS OFFERED SUBJECT TO BEING UNSOLD.

When ordering please quote manufacturer's part number where possible.

MAIL ORDERS & TRADE ENQUIRIES:
 9A DIANA PLACE,
 EUSTON ROAD,
 LONDON, N.W.1.
 TELEPHONE: EUSon 1636/1637.



PERSONAL CALLERS:
 199 MILE END ROAD,
 LONDON, E.1.
 (EARLY CLOSING THURSDAY)
 (A FEW DOORS FROM STEPNEY GREEN STN.)
 TELEPHONE: STEPney Green 2579.

SALE! SALE! SALE! SALE!

£20,000 OF RADIO EQUIPMENT & COMPONENTS

AT YOUR PRICE!
For Callers Only

We cannot show everything we stock. Call and see our full range. No catalogues available.



BEST EVER BUY EX MINISTRY OF SUPPLY CANADIAN P.A. SYSTEM

Complete with Amplifier unit, 4 Speakers, Microphones, Headphones and all Spares.
6 or 12 volt D.C. supply **£7.10.0** COMPLETE Carr. 30/- in England, Wales or Scotland.
New and unused. Packed in wooden cases.

ROTARY TRANSFORMERS

H.T.31. 11.5 volt in, 250 volt out at 125 m/a.
H.T.32. 11.5 volt in, 490 volt out at 60 m/a.
H.T.11. 11.5 volt in, 365/310 out at 30 m/a.
Type 47. 9 volt in, 20 watts, 450 out at 50 m/a.

Type 1. Dual voltage 12 or 24 v., input 265 v., 120 mA. output; 500 v., 26 mA. output.
Type 2. 12 v. input, 275 v., 110 mA. output; 500 v., 50 mA. output. Both types dual output.

D.C. input 13.5 v. Output 285 v. at 75 mA.
D.C. input 27 v. Output 285 v. at 75 mA.
D.C. input 12 v. Output 250 v. at 50 mA.

BLOWER MOTOR

Operation figures:
27 v. at 7,000 r.p.m.
12 v. at 2,600 r.p.m.
6 v. at 380 r.p.m. 17/6
Complete with blower 22/6. P. & P. 2/6

HEADPHONES D.L.R. NO. 5 SPECIAL OFFER

Balance armature complete with band and plugs. Price 7/6 each. P.P. 1/6.

RELAYS SIEMENS HIGH SPEED

Ideal for models—very light.
250+250 Twin Coils 8/6
850+850 Twin Coils 10/6
1,000+1,000 Twin Coils..... 12/6
1,700+1,700 Twin Coils ... 17/6

MINIATURE SEALED
S.T.C. 4184 G.E., 2,500Ω 2 c/o 19/6
S.T.C. 4184 G.D., 700Ω 2 c/o 17/6
Post and packing 1/6

EVERY VALUE AND MAKE P.O. TYPE 3,000 and 600 FROM STOCK. ENQUIRIES WELCOMED.

TAPE RECORDER MOTORS

Single phase suitable for tape recorders, radiograms, workshops, etc. Reversible 200-230 v. 5in. o.z. torque, 1,400 r.p.m. Capacitor start. Weight 4½ lb. Length overall 5in. spindle both ends. ½in. x ½in., ¾in. x ½in. Price Incl. P. & P. and capacitor 55/-. All brand new and boxed.

HEAVY DUTY SLIDING RESISTORS

250 w. at 25 amps. Resistance 0.4 ohms. Price 12/6 each. P. & P. 3/-

WORM DRIVE
1 ohm at 125 watts. 12 amps. Price 12/6 each. P. & P. 3/- each. SLIDER. Both brand new and boxed.

SPECIAL OFFER. 3d. each or £1 per 100. 6-8 v. .25 amp., 12-16 v. .1 amp., M.Bc.

DEPENDABLE RADIO SUPPLIES LTD.

12a TOTTENHAM STREET, LONDON, W.1. (2 minutes Goodge Street Station. Opp. Heals in Tottenham Court Road)
Phone: LANgham 7391/2. Hours of Business 9-6 (Mon.—Fri.). Callers welcome. Terms: Cash with order or C.O.D.



ACCURATE FREQUENCY MEASUREMENT of Bands I, II, III, IV

by a British Manufactured

HETERODYNE FREQUENCY METER

Designed and built to rigid services specifications.

TYPE T75.
Frequency Range' 85 to 1,000 megacycles.

TYPE T74.
Frequency Range' 20 to 250 megacycles.

Frequency calibration accuracy: .002% at 25°C. (or .01% between -20°C. to +70°C.).

Crystal-controlled, portable heterodyne-type Frequency Meters used for Field testing and measurement of pulsed, modulated, or C.W.R.F. transmitters, receivers and signal-generators.

Mains Operated Power Unit available as optional extra and designed to fit into the battery compartment.

Enquiries invited for instruments with higher frequency ranges. Limited supply of B.C.221 reconditioned and calibration checked frequency meters, range 125 Kc/s to 20 Mc/s.



INSTRUMENT

Complete Specifications on application to:—

Sole Manufacturers **TELEMECHANICS LTD** (Instrument Division Dept. W.W.7)


SHORE ROAD, HYPHE, SOUTHAMPTON, ENGLAND.

Telephone: Hythe, Hants 3376 Cables: 'Teleset', Hythe, Southampton.

Agents: Some overseas territories still available.

Makers of High Voltage Test Sets and other Electronic Equipment for H.M. Government.

H.R.O. COMMUNICATION RECEIVERS



Senior Model. Total frequency coverage is 50 Kc/s—30 Mc/s, obtained by inserting coil sets of which 4 sets are supplied with every receiver. Incorporates 9 valves, 2 R.F., 2 I.F. and 2 audio amplifiers. Crystal gate with crystal phasing control. Variable selectivity. Effective tuning scale of 12 feet. R.F. and L.F. gain controls. Signal strength meter. B.F.O. on/off and pitch control. H.T. and "S" meter on/off switch. Phone jack and loudspeaker terminals. Black crackle cabinet, 17½ in. x 9 in. x 12 in deep. Power requirements 240 volts D.C. at 70 M.A. and 6.3 volts at 3.4 amps. Fully tested and guaranteed. Each member of our staff has purchased one of these receivers—need we say more? We are proud to offer these magnificent receivers complete with 110 volt or 6 volt (state which preferred) power pack at

ONLY £16.19.6 Carr. 20/6

RECTIFIER BARGAINS

Mains (doubler) 300 volts per section at 120 M.A. 5/- each. P.P. 1/6. Two (full wave) for 8/-, P.P. 2/-.

12 VOLTS 10 WATT AMPLIFIER. Complete with internal dynamotor. 2-6L6s push-pull, 2-6N7. Incorporating mike and gram inputs, speaker outputs, tone and volume controls. Size 12½ x 6½ x 8 in. Sprung mounted. ONLY £8/10/-, Carr. 10/-.

HEADPHONES—BRAND NEW. American chamois padded moving coil 100 ohms, 25/-, U.S.A. lightweight. Type H.S.30, 15/-, Dynamic D.L.R.5, 8/6. Low resistance 120 ohms 6/6, High resistance 12/6. P. & P. 1/6 on each.

AERIAL VARIOMETERS. These magnificent instruments will enable you to receive maximum signal strength on all Short Wave receivers. Precision calibrated control. Complete with connection detail, 12/6. P. & P. 2/6.



VIBRATOR PACKS. 12 volt input 300 volts output at 150 mA. consists of 12 volt vibrator, 4 metal rectifiers, chokes and smoothing condensers. ONLY 25/-, carriage 7/6.

Also 6 v. input 230 v. output at 100 mA, complete 4-pin vibrator, OZ4 rectifier. Fully smoothed 25/- each. P. & P. 3/6.


WHEATSTONE BRIDGE. Consisting of four stud switches. 0-210 ohms. Galvanometer centre zero F.S.D. 2.5mA. Ranges easily extended. Housed in oak cabinets 16x7½x6 in. Worth £20. Complete with instructions. 22/6. P. & P. 2/6.

FREQUENCY METER. LM14 120 Kc/s. to 20 Mc/s. accuracy 0.01%. Brand new. Only £27 each, carriage 10/-.

WESTINGHOUSE J50 PENCIL RECTIFIERS. 500 v. mA., 5/-, P. & P. 1/-.

POWER SUPPLY UNIT No. 5

Contains Hand Generator giving 6 v. output with overload cut-out, ideal to boost a flat car battery; 6 volt Vibrator Pack giving 3 volts and 150 volts with output leads, plugs, etc., for Army 3B and 18 sets; Battery box for three 2 v. accumulators. This is a fully portable and multi-purpose power supply unit. BRAND NEW.



ONLY **30/-** carr. paid.

RECEIVER B.C. 624 TRANSMITTER B.C. 625

Both covering 100 to 156 Mc/s. RECEIVER: Has audio squelch circuit for low-noise listening. Osc. is followed by two harm. ampl. which feed the mixer valve. R.F. stage proceeds the mixer. Three 12 meg I.F. stages, a det. -A.V.C.-1st-A.F. valve and an output valve. Supplied with all 10 valves, circuits and operating gen. Complete receiver only 30/-, P. & P. 5/-. Mains Power Pack Kit 42/6.

TRANSMITTER: Is 4-channel crystal controlled, using 6G6 osc., 12A6 harm. ampl. 832 harm. ampl. and driver, and 832 R.F. output plate—modulated by P-P 12A6s which are transformer coupled to 6S7 speech amp. Supplied with circuits and operating gen. Complete transmitter only 45/-, P. & P. 5/-. Carr. 15/-.

T.C.S. TRANSMITTER



T.C.S. RECEIVER, £8/10/0. Carr. 15/-.

Covering 1.5-12 Mc/s. Designed for mains or mobile operation, consists of V.F.O. Buffer, Doubler, P.A. with internal push/pull modulator, and provision for V.F.O. or crystal control on 4 channels. Output 40 watts phone, 100 watts C.W. Complete with 7 valves, aerial current meter and R.F. current meter.

£9.10.0 Carr. 15/-.

SOLDERING IRON

Instrument type 230 to 250 volt A.C. 25 W. with neon indicator. Only 16/6. P. & P. 1/6.

WALKIE/TALKIE SET. Consisting of transceiver covering 7.4-9 Mc/s., range up to 10 miles, complete with 5 valves, headphones, microphone, junction box, aerial and circuit. Only 60/- each. P. & P. 4/-, Two for £6. Post free.

MAINS POWER UNIT 234. Double smoothed 200-250 volt input. Delivery 240 volts 150 mA. 6.3 volts at 6 amps. Standard rack mounting 19 in. x 10 in. x 6 in. Limited supply, only 70/-, Carr. 7/6.

AMERICAN ROTARY CONVERTERS. With cooling Fan. Input 12 v. D.C. Output 250 v. at 90 mA. Completely suppressed. Ideal for running Car Radio, Shaver, etc., from battery. Only 17/6 each. P. & P. 3/6.

CONTROL BOX B.C.602. Complete push-button control box. 4 position and on/off, with dual coloured indicator for instant channel check. In black crackle case 5½" x 3½" x 1½". Bargain price 5/- each, P. & P. 1/6. Two for 8/-, P. & P. 2/6.



PYE 10in. EXTN. SPEAKER. 3Ω in magnificent oak cabinet. Complete with 36ft. lead and plug. Brand new, 45/-, Carr. 5/-.

LEAD ACID ACCUMULATORS (unspillable). 2 volts 16 A.H. Ideal for 6 volts and 12 volts supply. Brand new original cartons. Size 4 in. x 7 in. x 2 in. 5/6 each. P. & P. 1/6. P. & P. 3/6; P. & P. 5/-.

WIRELESS SET NO. 19. Complete station comprising Transmitter/Receiver 2-8 Mc/s. 12 v. Supply unit, Aerial, Variometer, control box, headphones, microphone and all leads, circuit and instruction book. £9 carr. 20/-, S.A.E. for full details.

COSSOR OSCILLOSCOPE



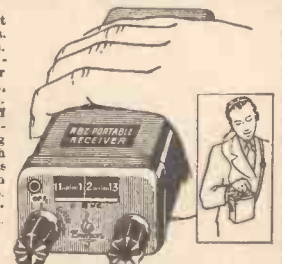
A truly magnificent first grade L.F. oscilloscope incorporating a hard valve time base, speeds 1-5-40 milliseconds, easily extended for a few shillings to 3 c.p.s. to 30 kc/s. speeds. Has high-class amplifier with fine and coarse gain controls. Brightness and focus controls, X & Y shifts. 115 v. and 230 v. mains power pack fully fuse protected. Employs 2½ in. tube ACR 10. Size 19 in. x 7 in. x 12 in. Only 20 in stock so first come first served.

Genuinely cost: £59 each, OUR PRICE **£14. 0.0** Carr. 15/-.

R.B.Z. PORTABLE RECEIVER

Covering 5 to 13 Mc/s. The most compact receiver ever produced for the U.S. forces. Only 9 in. x 2½ in. x 1½ in. weighing 30 ozs. 6 valve permeability tuned superb set receiver. (1)—L.R.5. converter (oscillator mixer), (1)—L.R.5. diode detector, A.V.C., and first audio amplifier, (1)—I.L.L. 2nd. audio, power amplifier. Incorporates on/off gain and frequency controls. Supplied complete with headphones, aerial, matching battery container, canvas carrying case with strap, and 65-page instruction book. Operates from standard dry batteries, (consumption 5.5 mA.). Manufactured by Emerson Radio. Brand new in original cartons. Fully guaranteed and ready for immediate operation.

ONLY **£5** P. & P. 5/-. Batteries 12/6.



87, TOTTENHAM CT. RD., LONDON, W.1. 32A, COPTIC STREET, LONDON, W.C.1.

All post orders etc. to (Dept. "W") 32A, Coptic St., London, W.C.1. MUS 9607. Send 1/- (plus 3d. post.) Now For Our **TERRIFIC** Catalogue

GEE'S BARGAIN COLUMN

ONE ONLY!!

WESTALITE TRANSFORMER RECTIFIER. Oil filled. Primary 380-440 v. 50 cycles, 3 phase. Supplying 20 v. D.C. at 200 amps. Complete with original control panel. Perfect condition, unused. £200 ex-stores.

ELECTRIC LIGHT CHECK METER. For 200/250 v. A.C. mains at 5 amps. Capable of carrying 50% overload. Good condition. Only 25/-. P. & P. 3/6.

MICROPHONE STANDS. 3 sections of 18 1/2 in. per section. Extends to 56 in. Stands securely on 3 legs which fold together for carrying purposes. A robust job, only 21/-. P. & P. 2/6.

C.M.G. 25 PHOTO CELLS (OSRAM). Brand new, 15/-. P. & P. 1/-.

MINIATURE 373 I.F. STRIPS for F.M. tuner as described in "Practical Wireless." Complete with all valves, and circuit. **BRAND NEW. ONLY 37/6,** post paid.

TELEPHONE CABLE. Twin one mile drums (Don 8). £5. Carr. 20/-. Single one mile drums (Don 3), 50/-. Carr. 7/6.

RECORDING WIRE. 1/2 lb. spools, 3 1/2 in. dia. New and unused, 7/6. P. & P. 1/-.

COMMAND RECEIVERS. B.C. 454, 3-6 Mc/s., 455, 6-9 Mc/s., good condition, 39/6 each type. P. & P. 3/- each.

METERS. 0-1 mA. 2 1/2 in. circular F/M 25/- 0-50 microamps D.C. m.c., projecting 2 1/2 in. round, 49/6.

0-300 v. A.C. 2 1/2 in. F.M., 25/-
0-1 mA. F.S.D. moving coil, F/M. 4 in. x 3 in. rect. Uncalibrated 49/6, or calibrated 59/6.

"S" Meter, 2 in., as used in AR-77 Receiver, 25/- All post paid.

ACCUMULATORS. Bakelite-cased 2 v. 100 A.H., 75 actual. Ex-Govt. New and unused. Complete with carrying handle. Size 6 1/2 x 6 1/2 x 3 1/2 in., 15/- each. Carr. 3/6. 3 sent for 50/-, or 6 for £5. carr. paid. Ditto 16 A.H., 5/-; P. & P. 2/-, 6 for 24/-; P. & P. 10/-. Ditto, 14 A.H. less handle, 5/-; P. & P. 2/-, 6 for 24/-; P. & P. 10/-.

10 v. 10A.H. ACCUMULATORS (Ex-ide). Glass cased, size 7 in. x 5 in. x 2 1/2 in. Brand new. 20/- each.

100 MIXED RESISTORS. 1/2, 1, 1 and 2 watts. Snip at 5/-.

TUNING UNITS. For B.C.610 Trans/Receiver. Frequency coverages: 2.5-3.2 Mc/s; or 12-18 Mc/s. New and unused 15/- each freq.

TWIN BAREL SLIDING RESISTOR 26 ohms at 6.5 amps., very liberally rated. Brand new and unused, 25/-. P. & P. 3/6.

TRANSMITTER RECEIVER No 19, Mk. II. Complete station comprising Transmitter/Receiver, power supply unit, aerial, variometer, control box, headphones and microphone and all connecting leads. Air tested, £9/19/6. Carr. 20/- Two complete stations, £20 carr. paid. Any items available separately except Trans/Receiver.

SELENIUM METAL RECTIFIERS FB 6 or 12 v. 1 amp. 7/6; 24 v. 1 amp. 13/6; 12 v. 2 amp. 10/-; 24 v. 2 amp. 20/-; 12 v. 2 1/2 amp. 15/-; 24 v. 2 1/2 amp. 25/-; 12 v. 4 amp. 16/6; 24 v. 4 amp. 30/-; 12 v. 6 amp. 23/6; 24 v. 6 amp. 35/-; 12 v. 10 amp. 40/-; 24 v. 10 amp. 80/.

AMPLIFIER. 12 v. D.C. For Mobile and Outdoor operation. Powered by Converter 2-EL35's or 6L6's in push-pull. Output 12 watts fitted for mike and gram inputs. A sound and practical unit in good condition for only £10/10/-. Carr. 5/-.

R109A RECEIVERS. Freq. range 2-12.0 megs. In good working order. £4/7/6. Carr. 10/-. A.C. mains 200-250 v., power packs available. £4. Carr. 5/6.

TELEPHONE SET. Ex-Govt. "DON Mk. V" in good working order. Ready to use. 37/6 each. Carr. 3/6.

A.C.-D.C. RECTIFIER POWER SUPPLY UNIT. 110-230 v. A.C. 50 cycles input, 100/110 v. D.C. output max. 2 1/2 amp. £4/10/-. Carr. 7/6.

GEE Bros. RADIO Ltd.

15, LITTLE NEWPORT STREET, LONDON, W.C.2. GER 6794/1453
ADJOINING LEICESTER SQUARE TUBE STATION ● Open 9-6 Weekdays 9-1 Sat.

D.C./A.C. ROTARY CONVERTERS

ROTARY CONVERTER. 230 v. D.C. input to 230 v. A.C. output at 230 watts. Brand new and unused. £15. Carr. 10/-.

ROTARY CONVERTER. 110 v. D.C. input, 230 v. A.C. output, 50 cycles, 50 watts approx. Complete in waterproof steel case, £3/17/6. Carr. 5/-.

ROTARY CONVERTER. 24 v. D.C. to 230 v. A.C. 50 cycles, 150 watts. Brand new and unused. £8/10/-. Carr. 7/6. Ditto, 100 watts, £6/9/6. Carr. 7/6.

ROTARY CONVERTER. (As illus.). Ex-Govt. 12 v. D.C. input 230 v. A.C. Output, 50 cycles at 135 watts. Complete in carrying case with 11d. Voltage control, sliding resistance, mains switch and 0-300 v. A.C. flush meter. Brand new and unused, £10. Carr. 10/- Motor only, without case etc. Brand new and unused, £8/10/-. Carr. 5/-.



TRANSFORMERS

E.H.T. TRANSFORMER. 9,500-0-9,500 at 2.9 kVA. Pri. 230 v., 50/60 cycles. New and unused. £25. Carr. paid.

E.H.T. TRANSFORMERS. 3,850 v. at 50 mA. with two additional 4 v. L.T. windings for 230 v. 50 cycles primary. New and boxed. £3/15/-. Carr. 5/-.

E.H.T. TRANSFORMER. 1,800-0-1,800 at 1 kVA. 230 v. 50 cycles primary. Fully tropicalised. New and boxed. £8/15/-. Carr. 10/-.

HEAVY DUTY LT TRANSFORMER. 230 v. 50 cycles pri. 11-12.6 v. at 70 amps. sec. Ditto 13-15 v. sec. at 60 amps. Both capable of carrying 25% over actual rating. Perfect condition. ONLY 115/- each. Carr. 5/-.

RCA MODULATION TRANSFORMER. Heavy duty. Pri. 10,400 ohms. Sec. 4,350 ohms. New and unused. £5. Carr. 10/-.

RCA PLATE TRANSFORMERS. 190 to 250 v. primary. 50-60 cycles. Secondary 1,500-0-1,500 or 2,000-0-2,000 at 1.75 kVA. Brand new and boxed. £12/10/-. Carr. 10/-.

VARIAC TRANSFORMERS. 230 v. 50 cycles input, controlling 0-260 v. continuously at 4/5 amps. Perfect order, £9. Carr. 10/-. Ditto, at 2 1/2 amps. £7/10/-. Carr. 10/-.

CONSTANT VOLTAGE TRANSFORMER. 190-260 v. primary, sec. 115 v. at 1 1/2 kVA. (listed at 2kVA). Brand new and unused. £25 or £45 per pair. Carr. 20/- each.



RE-ENTRANT LOUD HAILERS (Ex-Govt.)

Heavy duty 20 watts all-metal 15 ohms. Diameter 15 in., length 15 in., (approx.). Perfect condition. £6/10/-. Carr. 10/-.

★ BAKERS SELHURST SPEAKERS ★

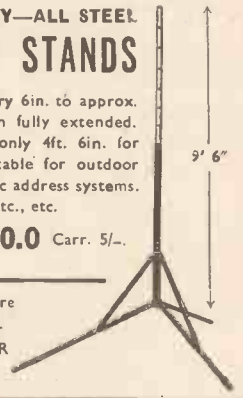
12 in. P.M. 15 ohms 15 watts, 30-14,000 c.p.s. Our price £4/10/-
"HI-FI MASTER" 12 in. 15 ohms, 12 watts, 20-16,000 c.p.s. Flux density approx. 14-15,000. OUR PRICE £7/10/-
"SUPER HI-FI 25" 12 in., 15 ohms, 25 watts 25-20,000 c.p.s. Flux density 17,600. OUR PRICE £9/9/-. All the above speakers are Brand New and full descriptive specification is available.

HEAVY DUTY—ALL STEEL TRIPOD STANDS

Adjustable every 6 in. to approx. 9ft. 6 in. when fully extended. (Folds up to only 4ft. 6 in. for storage). Suitable for outdoor speakers, public address systems, floodlighting, etc., etc.

OUR PRICE **£3.10.0** Carr. 5/-.

These stands are ideal for our RE-ENTRANT LOUD HAILER as described on left.



BARGAINS IN TEST EQUIPMENT

MARCONI SIGNAL GENERATOR TYPE TFS17-F/1. Covering 10-18 Mc/s., 33-58 Mc/s., 150-300 Mc/s. Used but in very good condition. Complete with full technical data and instructions. Limited quantity. Unrepeatable at only £12/10/-. Carr. 20/-.

VALVE TESTER TYPE 4. 200/230 v. A.C. input. Ex-Govt., in good condition, with descriptive book containing circuit diagram of instrument and how to test valves from 1.4 v. to 40 v. with valve holders for Brit., 4, 5, 7 pin and Octal, U.S., 5 and 7 pin, 1/Octal, side contact large Brit., 4 and 9 pin. Acorn and diode. Housed in substantial wooden case with hinged lid. £7/19/6. Carr. 10/-.

TEST SET TS-26/TSM. This volt ohmmeter is the correct tester for EEB telephones and all standard telephone equipment. Brand new and boxed, with full technical data and calibration charts. £7/10/-.

PRECISION SERIES 834-S (U.S.A.) Multi range tester for A.C./D.C. volts, ohms and milliamps. Basic movement 400 microamps. Housed in wooden box with lid and carrying strap. Over-

all size 7 1/2 x 7 in. x 5 in. Complete with test prods, batteries, etc. Ready to use. £6/19/6. Post 2/6.
EVERSHED & VIGNOLES MEGGER CIRCUIT TESTER (low reading ohmmeter), 2 ranges. 0-3, 0-30 ohms. The perfect meter for continuity and polarity testing. Complete with test leads and ready to use. Brand new. Only £4/17/6. P. & P. 3/-.
EVERSHED & VIGNOLES 100 v. MEGGER. Good working order. Limited quantity. ONLY £4/15/0.
EVERSHED & VIGNOLES. Series II 500 v. Megger insulation Tester, with leather carrying case. As new. £20. Carr. paid.
RECORD MEGGERS. 500 v. insulation tester, 0-20 megohms. In leather case, good condition, £8.
EVERSHED & VIGNOLES WEE MEGGER 500 v. New and unused. Only £12/10/-. Ditto 250 v. £10/10/-. P. & P. 3/- on each.
AVO TEST BRIDGE. A.C. mains operated from 200-250 v. Will test resistance from 5 ohms to 50 megohms and capacity from .00001 to 50 mfd. A most useful instrument for everyday uses. Our price ONLY £7/19/6. P. & P. 3/6.

“THE BEST” BUY AT “GEE’S!”




Radio Component Specialist since 1946. Staffed by Engineers and Amateur Radio Constructors who enthusiastically try to give you a square deal.

FOR FULL VALUE FOR MONEY

SPEEDY MAIL ORDER SERVICE

—Try us

MULLARD "3-3" QUALITY AMPLIFIER



An ideal companion unit to the JASON Tuner. A really first-class 3-valve 3-watt Amplifier giving Hi-Fi quality at a reasonable cost.

Variable treble out and bass boost controls, sensitivity 100 MV for 3-watt output.

Complete amplifier wired and tested with quality sectioned-off audio transformer to Mullard specification.

(Less speaker) Carr. and ins. 4/6. £8/8/-

Wired Power O/P Socket with Additional Smoothing for F.M. Tuner 10/6 extra. Stereo version now under development.

JASON F.M. TUNER UNIT 87-105 mc/s

Designer-Approved Kit of parts to build this modern highly successful unit drilled chassis and superior type dial. Coils, cans and all quality components, etc., for only 5 gns. post free.

Table with columns: ELECTROLYTICS ALL TYPES NEW STOCK, TUBULAR, CAN TYPES. Lists various capacitor types and values.

Table with columns: BOXED VALVES GUARANTEED ALL. Lists various vacuum tube types and prices.

Comprehensive range in stock. SPECIAL PRICE PER SET. Includes lists of resistors, capacitors, and other components.

W/W POTTS—Long Spindle—3 watt 100 ohms—50K ohms, 5/6. 100K ohms 6/-. SPEAKER FRET—Expanded Bronze anodised metal 8x8in. 2/3; 12x8in. 3/-; 12x12in. 4/6; 12x16in. 6/-; 24x12in. 9/- etc.

ALL-WAVE RADIOGRAM CHASSIS 3 WAVEBANDS 5 VALVES

LATEST MIDGET BVA SERIES ECH42, EF41, EBC41, EL41, EZ40. S.W. 16 m.—50 m. M.W. 200 m.—500 m. L.W. 800 m.—2,000 m.



BARGAIN PRICE 9 1/2 gns.

8 or 10in. speaker to match, 20/- and 25/- p. & p. 1/6.

Aligned and calibrated ready for use. Sensitivity 7 Valve De Luxe model with push-pull EL41 giving 7 watts £12/10/- Carr. and ins. 5/-.

RECORD PLAYER BARGAINS

New Reduced Prices

SINGLE PLAYERS. 4-speed BSR (TU9), 92/8; 4-sp. COLLARO Junior with ACOS P.L. 90/-, 4-speed GARRARD (48P), 27/15/-, carr. and ins. 3/6. AUTOCHANGERS, 4-sp. BSR (UA8), 26/19/6, 4-sp. COLLARO, 27/19/6; GARRARD (RC121/4D Mk. II), plug-in head, stereo adapted, 10 gns. BSR (UA12), latest stereo model, 10 GNS.

C.R.T. Heater Isolation Transformers

New improved types—mains prim. 200/250 v. tapped. All isolation Transformers now supplied with alternative no boost, plus 25% and plus 50% boost taps at no extra charge.

80 OHM COAX. CABLE NOW ONLY 8d. YARD!

Highest Quality Cable low-loss Polythene Aeraxial semi-air spaced feeder losses cut 50%. Standard 1/4 in. dia. Stranded core 20 yds. 12/6, carr. 1/6.



RECORD PLAYER CABINETS Contemporary style rexine covered cabinet in mottled red with cream interior. Size 18 1/2 x 13 1/2 x 8 1/2 in., fitted with all accessories, including handle board and plastic feet.

Re-GUNNED TV TUBES—GENUINE OFFER

New Heater, Cathode and Gun Assembly can now be fitted to your old Tube—Reconditioned virtually as new. Fully Guaranteed to highest standards—as used by our own Service Dept.

12" £8 14" £8.10.0. 17" £10 We regret only Mullard and Mazda types at present Delivery approx. 7 days. Carr. & Ins. 12/6 Hours 9 a.m.—6 p.m., 1 p.m. Wednesday

ONLY A FEW ITEMS ARE LISTED FROM OUR COMPREHENSIVE STOCK. WRITE NOW FOR FULL BARGAIN LISTS. 3d.

Terms: C.W.O. or C.O.D. Post and packing up to 1/6. 7d.; 1 lb. 1/1; 3 lb. 1/6; 5 lb. 2/-; 10 lb. 2/9.

RS RADIO COMPONENT SPECIALISTS

70 BRIGSTOCK ROAD, THORNTON HEATH, SURREY

Est. 1946

Telephone: THO 2188

RETURN-OF-POST SERVICE

ILLUSTRATED LISTS. We now have available separate illustrated lists on all of the following:—

GRAMOPHONE EQUIPMENT.—This list details no less than 14 different items including Record Changers, Single Record Players and Transcription Units, some at special prices.

READY BUILT AMPLIFIERS.—Hi-Fi and less expensive popular types.

TEST GEAR.—Tests Meters, Signal Generators, etc., by AVO, Pullin and Taylor.

LOUDSPEAKERS.—Full details of Goodmans, Whiteley, Wharfedale, G.E.C., and Elac types which we stock.

TAPE DECKS.—All the popular makes including a special offer

RECORDING TAPES.—We have a very wide range of tape and accessories by all the well-known makers. Any of these lists will be sent free upon request.

AMPLIFIER KITS

MULLARD 510 and G.E.C. 912 PLUS
We carry full stocks for all versions of these popular Amplifiers and our price lists are available free.

MULLARD 2 VALVE PRE-AMPLIFIER
Latest Mullard circuit for use with the 510 Amplifier. Booklet giving full details now available 1/3 post free.
Complete Kit, including drilled chassis and control panel, £8/12/- Credit Terms. Deposit 19/- and seven monthly payments of 19/-.

COSSOR 2 VALVE AMPLIFIER
Ready built, supplied with valves, speaker and separate tweeter for home assembly on baffle or in cabinet. Complete instructions included. £9/15/- Credit Terms. Deposit £19/6 and seven monthly payments of £16/8.

LATEST TEST METERS

	Cash Price	Deposit	Hire Purchase	Mthly. Payments
AVO Model 8	£23 10 0	£2 7 0	12 of	£1 18 9
AVO Model 8 with leather case	£26 10 0	£2 13 0	12 of	£2 3 9
AVO Model 7	£19 10 0	£1 19 0	12 of	£1 12 2
AVO Model 7 with leather case	£22 10 0	£2 5 0	12 of	£1 17 1
AVO Multimeter	£9 10 0	£1 8 0	6 of	£1 9 6
AVO Multimeter with case	£11 9 6	£1 13 6	6 of	£1 14 0
TAYLOR Model 71A	£12 10 0	£1 17 6	6 of	£1 18 2
PULLIN Series 100	£12 7 6	£1 18 6	6 of	£1 17 10
TAYLOR MONTROSE	£3 10 0	£1 0 0	3 of	£1 0 0
PIPCO All-in-One	£1 12 6	—	—	—

GRAMOPHONE EQUIPMENT

	Cash Price	Deposit	Hire Purchase	Monthly Pymts.
RECORD CHANGERS				
COLLARO, Conquest	£9 19 6	£1 10 0	6 of	£1 10 8
GARRARD, RC121/4	£10 15 0	£1 12 0	6 of	£1 13 0
GARRARD, RC88/4	£14 19 6	£2 5 0	6 of	£2 5 7
BSR UA9 Monarch	£8 12 6	£1 4 6	6 of	£1 7 2
BSR UA12 Monarch	£9 19 6	£1 10 0	6 of	£1 10 8
SINGLE RECORD PLAYERS				
COLLARO 4/564	£7 19 6	£1 5 0	6 of	£1 4 10
GARRARD TA Mk. 2	£9 15 8	£1 10 0	6 of	£1 10 1
GARRARD 48P	£7 19 6	£1 5 0	6 of	£1 4 10
BSR TU9	£4 15 0	£1 5 0	3 of	£1 6 8
TRANSCRIPTION UNITS				
COLLARO, 4T/200 with PU	£19 10 0	£2 0 0	12 of	£1 13 9
COLLARO, 4TR/200 Motor	£14 11 0	£2 0 0	6 of	£2 5 5
GARRARD, 301 Motor	£26 9 3	£2 12 3	12 of	£2 3 8
PU	£19 7 10	£1 18 10	12 of	£1 12 0
GARRARD, 301 Motor	£26 9 3	£2 12 3	12 of	£2 3 8

All the above are fitted with Monaural cartridges. Some can be supplied with Stereo Inserts and details are given in our illustrated list of Gramophone Equipment.

MULLARD TAPE C AMPLIFIER

A new version of this tape amplifier is now available. Detailed parts list on request.

HIRED PURCHASE.—H.P. Terms are available on any item. Repayments may be spread over 3, 6 or 12 months. Details as follows: three months: deposit 6/- in the £. Service charge 5% but minimum charge 10/-. Six months: deposit 3/- in the £. Service charge 7% but minimum charge 15/-. Twelve months: deposit 2/- in the £. Service charge 10% but minimum charge 20/-.


TERMS OF BUSINESS.—Cash with order or C.O.D. Postage extra under £3. We charge C.O.D. orders as follows: up to £3 postage and C.O.D. fee minimum 2/8. Over £3 and under £5, C.O.D. fee only 1/6. Over £5 no charge.

WATTS RADIO (MAIL ORDER) LTD.

54 CHURCH STREET, WEYBRIDGE, SURREY

Telephone: Weybridge 4556

Please note: Postal business only from this address



The Fidelia Major design has provided the answer to many customers who were looking for something better. It has a tuned R.F. stage on all wavebands and uses a four gang tuning condenser for the Short-Medium and Long wavebands, as well as a completely separate tuning section for the VHF/FM band. The circuit has a full tone control network with separate bass and treble controls. The gramophone replaying facilities include a pre-amplifier and input attenuator that enable any type of pick-up generally available to be used, and compensation is provided for L.P., R.I.A.A. and 78 characteristic curves. This model costs £28/10/- as a tuner unit and £44 complete with our Major amplifier. Models can also be built for stereophonic record reproduction.

Some other models in our range are:—
Imperial (Illustrated), VHF reception plus the full gramophone replaying facilities of a fine pre-amplifier/tone control unit. Price £20, or with our Major 10 watt amplifier, £38.
Precision, VHF tuner unit £15, with pre-amplifier/tone control facilities, £20, or as a small radiogram chassis, £22.
Fidelia, Mk. 1 Stereophonic amplifier with control Unit, £25.

All Hand-built in the Fidelia tradition.
Demonstrations by appointment any time including weekends.

Catalogue willingly on request. (6d. for postage is appreciated.)

E AMHURST ROAD, TELSCOMBE CLIFFS
Nr. Brighton, SUSSEX
Tel. Peacehaven 8166

SERVICING TRANSISTOR RADIOS

Price 23/- Postage 1/-

By L. D'Airo.

All phases of transistor radio servicing, includes fundamentals, types of construction, testing, printed-circuit repairs, stage-by-stage servicing explanations and procedures, transistor interchangeability, data charts and glossary.

BASIC PULSE by I. Gottlieb. 26/- Postage 1/-.

RADIO DESIGNER'S HANDBOOK by F. Langford-Smith. 42/- Postage 2/-.

OSCILLOSCOPE TECHNIQUES by A. Haas. 23/- Postage 1/-.

RADIO COMMUNICATION by W. F. Lovering. 60/- Postage 1/-.

THE RADIO AMATEUR'S HANDBOOK, 36th Ed. 1959. By A. R. R. L. 32/6. Postage 1/9.


TRANSISTOR CIRCUITS by R. P. Turner. 22/- Postage 1/-.

WORLD RADIO HANDBOOK FOR LISTENERS. 1959. 14/6. Postage 1/-.

THE MODERN BOOK CO.
19-23 PRAED STREET
LONDON, W.2

BRITAIN'S LARGEST STOCKISTS OF BRITISH AND AMERICAN TECHNICAL BOOKS.

PADDINGTON 4185. Open 6 days 9-6 p.m.



VALVE VOLTMETER

MODEL V.O.8 is a portable Meter suitable for the following measurements:

- 0.05 TO 1000 VOLTS D.C. With an input resistance of 11MΩ on all ranges.
- 0.1 TO 1000 VOLTS A.C. R.M.S.
- 0.02 to 0.3 MICROAMPS D.C. at high Impedance.
- RESISTANCE 0.1Ω to 1000MΩ.
- Power Supply 200-240V. A.C.

Price £17/10/- complete.
Please write or telephone for full details

SWAN ELECTRONICS

(W) 75, BELLENDEN ROAD
LONDON, S.E.15
Telephone: NEW Cross 7136



VALVES

Guaranteed
All Tested
Before
Dispatch

AC6PEN... 6/6	ECL83... 14/6
AC/THI... 34/9	EF22... 8/6
ATP4... 3/6	EF36... 6/-
AZ31... 15/-	EF37A... 12/-
CBL31... 24/4	EF39... 6/6
CCH35... 24/4	EF40... 14/6
CL33... 20/2	EF41... 9/9
CY31... 16/6	EF42... 11/-
DAF96... 10/6	EF50... 4/-
DF96... 10/6	EF50SYL... 7/-
DH63... 9/-	EF54... 6/-
DK96... 10/6	EF55... 10/-
DL96... 10/6	EF80... 8/6
DM70... 8/6	EF85... 9/-
EA50... 1/6	EF86... 14/6
EAB80... 10/-	EF89... 10/-
EAF42... 10/6	EK32... 8/6
EB34... 2/-	EL32... 5/6
EB41... 9/6	EL33... 20/2
EBC33... 7/6	EL38... 27/10
EBC41... 10/-	EL41... 11/-
EBF80... 10/6	EL42... 12/-
EBF89... 12/6	EL84... 10/6
EBL21... 24/4	EM34... 9/6
EBL31... 24/4	EM80... 10/6
ECC84... 10/3	EY51... 13/6
ECC85... 9/6	EY86... 13/6
ECF80... 13/6	EZ40... 9/-
ECF82... 13/6	EZ80... 8/9
ECH21... 24/4	EZ81... 11/10
ECH35... 10/6	EZ90... 8/-
ECH42... 10/6	FI148... 2/-
ECH81... 11/-	FC13... 6/6
ECL80... 13/6	FW4/500... 10/-
ECL82... 13/-	GZ32... 12/-

H30... 5/-	SP41... 3/-	VUIII... 2/6
HL23DD... 8/6	SP61... 3/-	W77... 8/6
K40N... 9/-	T41... 24/4	W729... 13/6
KF35... 8/6	TP22... 8/-	X65... 11/6
KK32... 23/-	TP25... 27/10	X78... 22/3
KLL32... 8/6	U10... 10/6	X79... 11/6
KT24... 5/-	U22... 8/-	Y63... 9/6
KT33C... 10/-	U25... 15/-	Z309... 9/6
KT36... 27/10	U26... 12/6	Z359... 9/6
KT35... 11/6	U37... 27/10	Z759... 9/6
KT61... 14/6	U45... 15/-	1A3... 3/6
KT63... 7/6	U50... 17/10	1A7... 12/6
KT66... 15/-	U403... 8/-	1ASGT... 6/-
KTW61... 6/6	U404... 11/10	1C2... 11/6
KTW63... 7/6	U801... 31/4	1C5GT... 12/6
KTZ41... 5/6	UABC80... 10/6	1CSGT... 12/6
MH41... 7/9	UAF42... 9/6	1D6... 12/6
MSP4/5... 11/6	UBC41... 10/6	1HSGT... 10/6
MSP4/7... 11/6	UBF80... 9/6	1L4... 6/6
N78... 12/6	UCC84... 20/11	1LD5... 3/6
OZ4... 5/6	UCC85... 12/-	1N5... 10/6
P61... 3/6	UCR80... 23/-	1R5... 8/6
PC84... 10/-	UCH42... 10/6	1S4... 10/6
PCF80... 13/6	UCH81... 11/6	155... 10/6
PCF82... 12/6	UCL82... 23/-	174... 7/-
PCL82... 12/6	UCL83... 17/-	1U5... 7/6
PCL83... 16/-	UF41... 10/6	2C26... 1/6
PL38... 20/-	UF85... 10/6	2X2... 4/6
PL81... 16/-	UF89... 10/6	3A4... 7/-
PL82... 9/6	UL41... 10/6	3ABGT... 6/-
PL83... 11/6	UL44... 27/10	3D6... 5/-
PLX25... 12/6	UL46... 24/4	3Q4... 9/6
PY80... 9/6	UL84... 11/6	3Q5GT... 9/6
PY81... 10/-	UM6... 20/11	354... 8/-
PY82... 9/6	UU8... 27/10	3V4... 9/6
PY83... 10/-	UU9... 8/6	4D1... 3/-
PZ30... 20/11	UY41... 8/6	5R4GY... 9/6
PEN4DD... 27/10	UY85... 10/-	5U4G... 8/6
PEN4VA... 15/-	VPI3C... 3/6	5Y3G... 8/-
PEN25... 5/-	VR22... 5Y3GT... 8/-	5Z4G... 10/-
PEN44... 27/10	(PM2A) 3/-	6A7... 12/6
PEN45... 27/10	VP23... 6/6	6A8G... 10/-
PEN46... 7/-	VP41... 8/6	6AC7... 6/6
PEN220A... 4/-	VR105/30... 8/-	6AC5... 5/6
PENA4... 15/-	VR116... 4/-	6AK5... 6/6
QP21... 7/6	VR150/30... 9/-	6AL5... 6/6
R16... 27/10	VUI20A... 3/6	6VU39... 6/6
	VU39... 7/6	6AM6... 7/6
	(MUI12/14) 8/9	

6AQ5... 7/6	6SK7... 6/-	12SK7... 6/-
6AT6... 9/-	6SL7GT... 8/-	12SL7... 8/-
6AU6... 10/6	6SN7GT... 7/6	12SN7GT... 17/6
6B4... 5/-	6S07... 9/3	12SQ7... 8/6
6BBG... 4/-	6U4GT... 12/6	1457... 15/-
6BA6... 7/6	6U5/6G5... 18/1	15D2... 7/9
6BE6... 8/-	6U5G... 8/6	19AQ5... 9/9
6BG6G... 24/4	6U7G... 8/6	19BG6G... 24/4
6BH6... 16/-	6V6G... 7/-	20D1... 16/-
6B16... 9/6	6V6GT... 7/6	20F2... 27/10
6BR7... 11/6	6V6M... 7/6	20L1... 27/10
6BW6... 9/-	6X4... 7/6	20P3... 27/10
6BW7... 10/-	6X5G... 7/6	20P5... 20/11
6C4... 7/-	6X5GT... 7/-	25A6G... 11/6
6C5GT... 6/6	6J30L2... 12/6	25L6GT... 10/-
6C6... 5/-	7B7... 8/6	25Y5G... 9/9
6CD6G... 31/4	788... 6/-	25Z4... 9/6
6CH6... 9/-	7C5... 8/-	25Z5... 10/-
6D6... 5/-	7C6... 8/-	25Z6... 10/-
6F6G... 7/6	7D6... 13/6	25Z7... 10/-
6F6M... 7/6	7H7... 9/-	30F5... 10/6
6F1... 14/-	7Q7... 9/-	30FL1... 10/6
6F13... 14/-	757... 9/6	30P4... 21/7
6F15... 14/-	7Y4... 8/6	30P12... 12/6
6G6G... 4/6	8D2... 2/9	30PL1... 12/6
6H6... 2/6	9D2... 3/6	35L6GT... 9/6
6H6GT... 2/6	10F1... 27/10	25Y5... 9/9
6I5M... 6/6	10F1... 6/6	35W4... 8/6
6I6... 6/-	(surplus) 15/-	35Z4GT... 8/-
6I7G... 6/6	10P14... 20/2	42... 8/-
6I7M... 9/-	12A6... 6/6	35Z5GT... 9/-
6K6GT... 7/-	12AH8... 11/6	50C5... 11/6
6K7G... 5/-	12AT6... 10/6	50CD6G... 31/4
6K7M... 6/9	12AT7... 9/6	50L6GT... 8/6
6K8G... 8/6	12AU6... 10/6	75... 11/6
6K8GT... 10/-	12AU7... 8/6	77... 7/6
6K25... 20/11	12AX7... 9/-	80... 8/6
6L6G... 8/6	12BA6... 9/-	142BT... 3/6
6L7... 7/6	12BE6... 10/-	185BT... 34/9
6L18... 13/6	12C8... 9/6	210DDT... 4/6
6N7... 7/6	12H6GT... 3/-	210VPT... 3/6
6P28... 27/10	12J5GT... 3/-	807... 6/6
6Q7G... 9/-	12J7GT... 10/6	954... 2/-
6Q7GT... 9/-	12K7GT... 7/6	955... 4/9
6R7... 9/-	12K8GT... 13/6	956... 3/6
6SA7GT... 8/-	12Q7GT... 7/6	9001... 5/6
6S7... 7/6	12S7... 6/6	9003... 5/6
6SH7... 6/-	12SH7... 7/9	9004... 5/6
6SJ7... 8/6	12SJ7... 8/-	9006... 5/6

SILICONE COATED MAINS DROPPER RESISTORS

Available in the following types:
Midget Type: .1 amp. 2000 ohms 5/3 each
 .15 amp. 1500 ohms 5/3 each
Standard Type: .2 amp. 1000 ohms 6/- each
 .3 amp. 1000 ohms 6/- each
Long Type: .2 amp. 1000 ohms 6/- each
 .3 amp. 1000 ohms 6/- each
The above droppers have a fixed clip at each end and 2 slider clips.

CARBON TRACK DUAL GANG POTENTIOMETERS

Type SP5-3K linear Front Section, 1/4M log Rear Section DPS. Used in English Elec. T40-T41-C42. 13/6 each.
Type SP32-20K linear Front Section, 1 Meg. log rear Section D.P.S. Used in Bush T.V. 53, T.V. 56, T.V. 57 and TUH 58. 13/6 each.
Clarostat 37. Dimensions: 1 1/2 in. diameter, depth of case without switch 1 9/32 in. Spindle diameter 1/8 in., length 2 1/2 in., with full length flat. Type 37 less switch, available in 5K, 10K, 25K, 50K, 100K, 1/2 meg., 1 meg., 1 meg., 2 meg. 2/10 each.
37S. As above but with Double Pole Switch. 4/6 each.
100 Brand New Resistors, 1/2, 1, and 2 watt, our selection. 12/6.

DOUBLE POTENTIOMETERS FOR STEREO

1 Meg. + 1 Meg. Linear
500 K + 500 K Linear All 6/6 each.
250 K + 250 K Log

CABLE T.R.S. FLEXIBLE

23/36 3-core Flexible Cable, suitable for all portable tools, etc. 25-yard coil £1. Shorter lengths at 1/- yard.

HEATER TRANSFORMERS

6.3 v. 1 1/2 amps. 6/9. 6.3 v. 3 amps. 10/-.

ESCUTCHEONS. For 12in. and 17in. Tubes. 7/6 each.

RECORDING TAPE

Paper base, plastic reel 1,200ft. 12/6.
Empty Spools, 3in. 3/-, 5in. 3/6, 5 1/2in. 3/9, 7in. 4/3.

LOUDSPEAKER UNITS

All Brand New.

2 1/2 in. Units by Celestion.....	19/6
3 1/2 in. Units by Celestion.....	19/6
5 in. Units by Plessey, Goodmans, Lectrona	17/6
6 1/2 in. Units by Plessey.....	18/6
8 in. Units by Goodmans.....	19/6
10 in. Units by Elac, Plessey.....	25/6
PERMANENT MAGNET 3 ohms IMPEDANCE	
6 in. x 4 in. Units by Plessey.....	19/6
7 in. x 4 in. Units by Goodmans.....	19/6
7 in. x 5 in. Units by Goodmans.....	19/6
8 in. x 5 in. Units by Goodmans.....	25/6
10 in. x 6 in. Units by Plessey.....	25/6

LINE OUTPUT TRANSFORMERS

Type No.	Used in Model Nos.	Price
LO4	Pye V4-V7-VT4-VT7, Pam 908-909-952-953-958. Invicta 118-119-120	55/2
LO13	Regentone BIG 12/5	81/11
LO17	Alba T372, T472, T372B, T392, T492-9872B, TR9872, U1253	43/2
LO24	Cossor 927-932-929	58/6

THE LATEST COLLARO "CONQUEST"

Automatic record changer. Fitted studio "O" cartridge. £7/19/6. P. & P. 3/6.

GARRARD 45

Single record 4-speed unit. Brand new and guaranteed. Complete with turnover crystal head. £6/19/6. P. & P. 3/6.

THE FAMOUS "MONARCH"

B.S.R. UA8-4-speed automatic changer £6/19/6. P. & P. 3/6.

L.T. METAL RECTIFIERS—FULL WAVE

12 volt 1 amp. 4/3; 12 volt 2 amp. 7/-; 12 volt 3 amp. 10/-; 12 volt 4 amp. 12/6; 12 volt 6 amp. 15/9.

ACOS MICROPHONE 39-1

Penicil-stick crystal hand Mic. Listed 105/-. Special price 59/6. P. & P. 1/6.

ACOS MICROPHONE MIC 33-1

Crystal hand or table use. Omnidirectional. brand new in sealed carton. Listed 50/-. 29/6 each. P. & P. 1/7.

RECORD PLAYER CASES.

Uncut motor board. Will take Collaro or B.S.R. Monarch Changer. Red and cream. Plastic finish. 67/6 each. P. & P. 3/6.

OUR 1958/59 FULLY ILLUSTRATED CATALOGUE

of components and accessories— invaluable for enthusiasts and engineers— is now available. Send 1/- in stamps for your copy.



103, LEEDS TERRACE,
WINTOUN STREET,
LEEDS, 7

TERMS: Cash with order or C.O.D. Postage and Packing charges extra, as follows: Orders value 10/- add 1/-; 20/- add 1/6; 40/- add 2/-; £5 add 3/- unless otherwise stated. Minimum C.O.D. fee and postage 3/-.
For full terms of business see inside cover of our catalogue.
Personal Shoppers 9 a.m. to 5 p.m. Mon. to Friday. Saturday 10 a.m. to 1 p.m.

SAMSON'S SURPLUS STORES LTD

LONDON'S GREATEST DEALERS IN ELECTRONIC AND RADIO EQUIPMENT

STC RECTIFIER SUPPLY UNIT No. 11. A.C. input 100-250 volts, 45-65 cycles. D.C. output 24 volts 11 amps and 130 volts 600 M/A. Very conservatively rated. L.T. and H.T. completely smoothed. All circuits fused. Mains on/off switch. Built in grey metal cabinet, height 5ft., width 1ft. 7½in., depth 1ft. 1½in., weight 200 lb. An ideal L.T. supply unit for the electronic industry, research laboratories and schools, etc. Supplied new with instruction manual. £17/10/- ex warehouse.

HEAVY DUTY L.T. TRANSFORMERS.
 No. 1. Pri. 230 v. Sec. 50 v. 50 amps. adjustable by voltage regulator stud switch on primary. Built in steel case with meter reading 0-100 v. Mains switch and O.P. sockets, will stand 100% overload. Supplied brand new, £15. Carr. according to distance.
 No. 2. Pri. 230 v. Sec. tapped 4 v., 6 v., 10 v., 200 amps. £8/10/- Carr. 7/6.
 No. 3. Pri. 200-250 v. Sec. 50 v. 30 amps. £6/10/- Carr. 7/6.
 No. 4. Pri. 200-250 v. Sec. tapped 28, 29, 30, 31 volts, 21 amps. £4/10/- Carr. 7/6.
 No. 5. Pri. 150-250 v. Sec. 50 v. 20 amps. £4/10/- Carr. 7/6.
 No. 6. Pri. 230 v. Sec., three windings of 5 v. C.T. 5 A. each and one 4 v. 5 A. Potted type. 29/6. Carr. 4/-.
 No. 7. Pri. 230 v. Sec., three windings of 6.3 v. C.T. 5 A. and one 6.3 v. 5 A. Potted type. 25/- Carr. 4/-.
 No. 8. Pri. 200-250 v. Sec. 12 v. 8.5 A. Tropically rated. 27/6. Carr. 3/6.
 No. 9. Pri. 200-250 v. Sec. 6 v. 8.5 A. Tropically rated. 17/6. P.P. 3/-.
 No. 10. Pri. 200-250 v. Sec. 45 v. 2 A. Enclosed in metal case with carrying handle. 19/6. Carr. 3/-.
 No. 11. Pri. 200-240 v. Sec. 6.3 v. 15 A. 27/6. P.P. 3/-.
 No. 12. Pri. 200-250 v. Sec. tapped 42 v., 45 v., 48 v. 50 A. Tropically rated. £10 ex warehouse.

We now have London's largest and most comprehensive walk-round dept. This enables you to see our enormous stocks of electronic and radio equipment too numerous to advertise. We invite you to browse without any obligation. Open all day Saturday. Official monthly account orders accepted.

A.M. L.T. SUPPLY UNIT TYPE 115. A.C. input 200-250 v. D.C. output 24 v. 26 a. Rating continuous. Ideal for charging 24 v. batteries at a high current. Size 1ft. 8in. x 1ft. 7in. x 1ft. 5in. £15 ex warehouse.

SPECIAL OFFER. H.D. TWO CIRCUIT TYPE AUTO WOUND TRANSFORMERS.
 A.M. TYPE No. 2773. Input 225-230 v. with switch in run position. Output 225, 230, 235, 240, 245, 250, 255, 260, 270 volts, 75 amps. With either switch in start position. Output No. 1 or 2. 270 v., 290 v., 310 v., 100 amps. 1 minute in two hours. Other outputs as in run position but at 50 amps. The transformers are built in heavy metal cabinets approx. weight 3½ cwt. with sloping desk front on which the start/run switches and 2 0-100 M.A. ammeters are mounted. With an alteration of the exterior wiring 100 volts at 35 amps can be obtained. £25 ex warehouse.

TELEPHONE CABLE. Single D3. 1/3rd mile drums 19/6. carr. 4/6. Commando telephone cable, PVC, 1,000-yard drums. Ideal field tele. cable and very useful in the home and garden. Cheaper than string. 8/11. P.P. 3/6. Five drums in maker's carton 42/6. carr. 7/6.

NUTS, BOLTS, WASHERS. Special bargain offer 5/- carton of 2, 4, 6 and 8 B.A. nuts, bolts and washers. P.P. 1/-. SLEEVING, mixed bundle, 1½-4 mil., various colours. Wonderful offer. 2/6. P.P. 9d.

AMERICAN VARIAC TRANSFORMERS. Input 230 v. Output 0-260 v. 9 amps. Supplied brand new in maker's carton. £15, carr. and packing 12/6. Limited supply only.

FIELD TELEPHONE TYPE F. With ringing generator. In perfect condition. Complete with handset and batteries. Ideal for factories, building sites, offices, etc. £6/19/6 per pair. Carr. 7/6.

VOLTAGE REGULATORS. Lilliput Minor Mk. II, load 3/0.73 amps, 11 volts. Supply voltage 19/25 v. Supplied brand new. 12/6. P.P. 3/6.

U.S.A. 813 CERAMIC BASES. Post free 3/6.

AMERICAN THERMOSTATS. By Fenwal. Inc. Set at 50 deg. F. Switch contacts 230 v. A.C. 12.5 amps. Length 4in., dia. ¾in. 17/6. P.P. 1/6. Set at 110 or 120 deg. F. switch contacts 230 v. A.C. 5 amps. Length 4in., dia. ¾in. 17/6. P.P. 1/6.

A.M. HEAVY DUTY AIR BLOWERS. A.C. 220-240 v. Driven by 0.4 h.p. motor. Inlet 6½in. Outlet 5 x 4in. Complete with intake filter unit, supplied brand new. £15 ex warehouse. Other types available. Let us know your requirements.

A.M. HEAVY DUTY A.C. 200-250 v. ALARM BELLS. Twin gong. Brand new. 35/-. Carr. 5/-.

SPECIAL OFFER PERIFLEX SLEEVING. 3 mm. one gross yard coils, yellow and brown. 12/6. Post free.

CARBON RESISTORS. ¼-3 watt. Carton of 100. Good selection of values. 10/- per carton. P.P. 1/-.


ROLLS-ROYCE COOLANT PUMPS. A heavy-duty turbine pump driven directly from a splined socket, 1,000-1,500 g.p.h. 1½in. bore outlet. Brand new in maker's cartons. 47/6. Carr. 4/-.

ADMIRALTY THREE-PHASE TRANSFORMERS. Pri. 400-440 v. 50 cycles. Sec. 50 v. 6 amp. Completely tropicalised. Size 7½ x 14 x 5in. Weight approx. 60 lb. 85/-. Carr. 7/6. Brand new in maker's cases.

169-171, EDGWARE RD., LONDON, W.2.

Telephone PAD 7851 AMB 5125

★ ★ SPECIAL OFFER ★ ★
"THE MELODY MASTER"
 GUITAR AMPLIFIER
 (ORIGINAL PRICE 12 GNS.)



- ★ Two inputs suitable for guitar, record player or microphone.
- ★ Four controls: Vol. 1, Vol. 2, Bass and Treble.
- ★ Four watts output, 8in. loudspeaker.
- ★ Superb black-and-white polka-dot case with gilt fittings.
- ★ Overall size 14 x 11 x 6in.
- ★ A.C. mains 200/250 volts. (Send for free leaflet.)

Now only **£7-19-6** plus 7/6 carriage.

DE-LUXE
PORTABLE AMPLIFIER CASE

A truly attractive case, modern contemporary styling with latest black-and-white polka-dot rexine, gilt piping and fittings. Sturdy black moulded handle. Overall outside dimensions: 10in. high, 16in. wide, 18½in. long. Uncut motor board 15½ x 13in.

Price **£3-19-6** plus 5/- carriage.

2-3 WATT AMPLIFIER

A good quality low-priced amplifier with volume and tone controls. ECL82 triode pentode valve, metal rectifier, mains transformer, output transformer 2-3 ohms. Ample output, suitable for A.C. mains 200/250 volts. Complete with matching 6½in. speaker.

Price **£3-19-6** plus 3/6 carriage.

STEREO AMPLIFIER

Latest 4-valve 4-control twin-channel amplifier, 3½ watts per channel. Twin ganged tone control, twin ganged volume control, balance control and special switch for channel and speaker combinations. A.C. mains 200/250 volts. Complete with high flux elliptical speaker.

Price **£8-17-6** plus 3/6 carriage.

10/- discount if any two items purchased together.

8" EXTENSION SPEAKER CABINET

Suitable for use with stereo amplifier and above case. Style covering and size as Melody Master case illustrated on left.

Price **45/-** plus 3/6 carriage.

AUTOCHANGERS

B.S.R. UA8 4-speed mixer complete with FUL-Fi turnover crystal head.

Price **£7** plus 5/- carriage.

As above but fitted with FUL-Fi turnover STEREO crystal head.

Price **£9-19-6** plus 5/- carriage.



JUST A FEW LEFT

Brand new guaranteed 5-valve superhet A.M. radiogram chassis. Send for free leaflet.

Price **£7-10-0** plus 10/- carriage.

8in. speaker P.M. 2-3 ohms.

£1 plus 3/- carriage.

SUPERIOR RADIO SUPPLIES LTD.

37 HILLSIDE, STONEBRIDGE, N.W.10

Telephone: ELGar 3644

9 a.m. to 6 p.m. (Half Day Thursday)

Visit the City's new acoustically designed
HI-FI Centre

COME AND HEAR THE LEADING MAKES IN AMPLIFIERS, TUNERS AND SPEAKER SYSTEMS

AMPLIFIERS BY:		V.H.F. TUNERS BY:		HI-FI SPEAKERS BY:	
VERDIK	GOODSELL	ARMSTRONG	T.S.L.	GOODMAN	W.B.
ARMSTRONG	QUAD	LEAK	DULCI	PLESSEY	T.S.L.
ROGERS	LEAK	QUAD	GOODSELL	WHARFEDALE	G.E.C.
DULCI	W.B., etc.	ROGERS, etc.		LORENZ, etc.	

HURRY! NOW COMING TO THE END OF THIS WONDERFUL OFFER DUE TO CANCELLED EXPORT ORDER



10 WATT PUSH-PULL ULTRA LINEAR FEEDBACK



ORIGINAL MANUFACTURER'S PRICE
20 GNS.

LIMITED NUMBER ONLY AT
£14. 19.6
Complete
Post & Pkg. 7/6
Fully guaranteed



AMPLIFIER AND PRE-AMPLIFIER

Beautifully finished in Grey-Green Stove Enamel. Provision for tuner, bass and treble, 5-position selector for radio, mic., tape, LP and std. records.

A NEW LINE


For the travelling performer.



BRAND NEW AND GUARANTEED. The Rolex mains and battery amplifier 230 v. A.C. or 6 v. car battery. 6 valve, 18 watt output, gram and mic. input. Fully encased, attractively finished. Valve line-up: 1 6SK7, 1 6SN7, 1 6SW7, 2 6V6, 1 6X5 and 1 Mallory Vibrator. Ideal for small halls and home use. **OUR PRICE** 16 gns. plus 7/6 carr. and pkg. A smaller 10 watt output version of the above, 11 gns. plus 5/- carr. and pkg.

LIMITED NUMBER AVAILABLE BRAND NEW AND GUARANTEED
 The Famous **COLLARO Mk. 3** Transcripator Tape Deck. Twin track, 2 record/playback, 2 erase heads on 2 levels, pause control, digital counter, 3 speeds, 2 balanced motors of low wattage input. 15 gns. **WHILE STOCKS LAST.** Crating and carr. 17/6.
Build yourself a HI-FI TAPE RECORDER. The Collaro pre-amp and bias oscillator complete with power pack for the above deck, with instructions. Price £15/19/6. Post and pkg. 7/6.
 The above two items at a special price of £29/17/6. Carr. and pkg. 22/6 the two units.
 The **Linear Tape Deck Amplifier** with power pack and oscillator incorporated. Switched for 3½, 7½ and 15in. per sec. Suitable for the Mk. 3 Deck. 12 gns. only. Post and pkg. 3/6.

ASTOUNDING OFFER



Another parcel of brand new and boxed CRT tubes by famous maker, 9in. round face, white fluorescence, triode, 4 v. heaters, 1 a. heater current, max. anode voltage 7 kv. **NOW ONLY £2/19/6.** Crating and carriage 1/6.

A GIFT FOR THE SERVICE MAN



BRAND NEW IN WOODEN CASE

The Weston Model 772 Type 6 super sensitive analyser. This precision designed multi-range test instrument has a large visible finely divided scale giving some of the range shown.
 Range: D.C. volts 20,000 ohms per volt or 1,000 per volt. 2.5 volt range 50,000 ohms. 10 volt range 200,000 ohms. 50 volt range 1 megohm. 250 volt range 5 megohms. 1,000 volt range 20 megohms. Ohms: 0-3,000 ohms. 0-30,000 ohms. 0-3 meg. 0-30 meg. D.C. milliamps: 10, 50, 250 1M/A or 50 microamps. A.C. volts: 1,000 ohms per volt. **ONLY £12/10/-** plus cost and pkg. 7/6.

STOP PRESS. Limited number of Brennell Tape Heads, erase and play record, 49/6 per pair. Post & Pkg. 1/6.

STEREO
NOW IN STOCK AND DEMONSTRATING
 Rogers Stereo Control Unit, designed to match RD Junior Units. Price £18/10/-.
 Jason JSA Stereo Amplifier, 4 w., £23/15/-.
 Jason, J2-10 Stereo Amplifier, 10 w., £37/10/-.
 Amplion Stereo Compact Amplifier, beautifully designed, 4 w. in silver-grey case. 13½ gns.
 Dulci Stereo 2 pre-amp., 9 gns.
 Dulci Stereo 8 pre-amp., 22 gns.
 Dulci Stereo SP44 amplifier, 12 gns.
 Leak Stereo 20 pre-amp., 29 gns.
 Leak Point 1 Stereo pre-amp., 20 gns.
 Elpico stereo compact amplifier. 15 gns.
 Armstrong stereo 12 radiogram chassis, 6 w. each channel, FM, p/pull, L. and M. bands, tape record and playback for stereo and monaural. 37 gns.

AMAZING OFFER IN STEREO



The "Sofia" Stereo, complete and compact amplifier in neat brown metal case, 10 x 7in. deep by 3½in. high, with bass, treble and balance controls. Switched for stereo and monaural, 3½ w. each channel, will match stereo and crystal p/ups for 3 ohm speaker. A.C. 200-250 v. only. 12 gns. 3/6 post and pkg. This amplifier can be supplied in kit form, comprising all components, valves, case and circuit for £9/19/6. Post and pkg. 3/6.

A FEW ONLY BY FAMOUS MAKER

13 channel turret tuner complete with coils, with Mazda 30L1 and 30C1 valves IFS sound 38 M/c, vision 34.5 M/c. Circuit available. New and unused. Our price 67/6. Post and pkg. 2/6.

LIMITED NUMBER SPECIAL OFFER

For the Hi-Fi enthusiast—Collaro 4-speed transcription motor and p/up using the new TX88 Studio cartridge. Brand new. List price £19/10/- **OUR PRICE** £16/19/6.

Electronics (FLEET ST.) Ltd

DEPT. B,
 152/3 FLEET ST., LONDON, E.C.4.
 Telephone: FLE 2833
 Business hours: weekdays 9-6. Saturdays 9-1.

CONDENSERS

AR88 FILTER PACK. 3 x 4 mfd., 500 v. (new), 25 x- each. P.P. 2/6.

BLOCK PAPER CONDENSERS

0.25 mfd., 2 kv. wkg., 2/6 each. 1 mfd., 400 v. wkg., 2/6 each. 1 mfd., 2 kv. wkg., 3/6 each. 2 mfd., 600 v. wkg., 4/- each. 3 mfd., 400 v. wkg., 4/- each. 4 mfd., 400 v. wkg., 4/6 each. 4 mfd., 1 kv. wkg., 5/6 each. 6 mfd., 400 v. wkg., 5/6 each. 8 mfd., 1,200 v. wkg., 11/6 each. 0.1 mfd., 4 kv. wkg., 4/6 each. 0.5 mfd.,

5 kv. wkg., 7/6 each. 0.5 mfd., 2 kv. wkg., 2/6 each. 1 mfd., 750 v. wkg., 3/- each. 2 mfd., 400 v. wkg., 3/6 each. 2 mfd., 1.5 kv. wkg., 4/6 each. 3 mfd., 400 v. A.C. wkg., 5/- each. 4 mfd., 600 v. wkg., 5/- each. 4 mfd., 2 kv. wkg., 6/6 each. 8 mfd., 500 v. wkg., 4/9 each. 10 mfd., 440 v. A.O. wkg., 12/6 each. 60 mfd., 300 volts A.C. 22/6 each. P.P. 3/6.

VISCONOL TYPES, 10 mfd., 3 kv. wkg., 25/- each. 10 mfd., 1.5 kv., 15/- each. 6 mfd., 1 kv., 12/6 each. 8 mfd., 2.5 kv. wkg., 22/6 each. 2 mfd., 1 kv. wkg., 8/- each. ROTARY CONVERTERS, 24 v. D.C. input, 50 v. A.C. 200 watts output, £3/10/- each, 7/6 post. AUTO transformer to suit, 50, 55, 175, 200, 225, 250 v. 200 watts, 30/- each, post 5/-.

D.C. MOTORS. Brand new with starters, 1 1/2 h.p., 3 h.p., 5 h.p., all 110 volts, also some generators in stock. Please write for more details.

VARIABLE CONDENSERS, air spaced, 5 pf., 15 pf., 25 pf., and 50 pf. with 1 1/2 spindle, 2/- each. Pre-set types, 1/8 each. Double spaced, 25 pf., 4/6 each, 100 pf., 4/- each.

RHEOSTATS (by OHMITE). 25 ohms, 2 amps., 17/6 each (new). W/W pots, 6 ohms, 5 watts, 1 1/2 in. spindle, 2/6 each.

R.F. UNITS, type 26B. Brand new in cartons, 18/6 each. P.P. 2/6.

RECEIVER BC 624C (part of SCR 522). This well-known receiver covers 100 to 136 Mc/s, the "C" is the latest type which incorporates several mods. over the earlier models, noise limiter, AVC, squelch circuit and extra audio stage. The power requirements are 300 volts 70 ma. H.T., 12 volts 3 amp. L.T. New and complete with 11 valves, £22/8 each with circuit. P.P. 3/6. (As described in the Surplus Radio Conversion Manual Vol. I.)

BC840B TRANSMITTERS, 100-156 Mc/s. A few complete units still available, £30. POWER FACTOR CONDENSERS. 70 mfd., 380 volts A.C. plus 170 mfd., 250 volts A.C. Working continuous, oil filled tropical rating, fitted with discharge resistor. £10 each.

TRANSFORMERS 200/250 v. input 115 v., at 60 amps (double wound) with all sec., fused, steel case, etc., £15 each. P.P. £1. Weight 3 1/2 lbs.

RANGE CONVERTER UNITS (as used with the R260), Freq. 115-600 kc/s., valves AR2E, EF39, slow motion drive and 3-gang 0005 tuning con., etc., £2/6 each. post 5/-.

RELAYS 12 volt (semi rotary) 3 P., D.T., large silver contacts, 7/6 each.

GRAYHAM GEARED MOTORS. 115 volts A.C. 50 cys., 1/8th H.P., variable speed gearbox 0-166 R.P.M. (as new). £8/10/- each. Transformer to operate this unit 35/- each. Carr. 10/-.

AMERICAN L.T. TRANSFORMERS. Potted type, finished in black crackle and very conservatively rated. (1) 230 v. input, 3 x 6 volts CT., at 3 amps each and 4 volts at 2 amps output, 13/6 each. (2) 230 v. input, 2 x 6.3 volts CT., at 3 amps and 6.3 volts at 3 amps output, 13/6 each. (3) 230 volts input, 2 x 6.3 volts at 3 amps and 6.3 volts C.T., at 3 amps output, 17/6 each. (4) 230 volts input, 28 volts at 2 amps and 2 volts at 1 amp, 12/6 each. (5) 230 volts input, 3 x 6.3 volts at 3 amps CT., 1. 6.3 volt 3 amp., 22/6 each. (All these transformers are new and boxed, please include postage 3/6 each.)

MODULATION TRANSFORMERS as used in the BC 640, 50 watts, modulate two 811's, 39/6 each, new boxed, 3/- post.

"C" CORE TRANSFORMERS. 200/250 v. pri., 350-0-350 tapped 250-0-250 v. at 180 ma., 6.3 at 0.5 amp and 5 v. at 3 amp, 25/6 each, post 3/6. 230 v. pri., 6.3 v. at 1.7 amp and 6.3 v. at 0.3 amp, 10/6, post 1/6. 230/440 v. pri., 60 cys., 2 x 115 v. at 1 amp each and 24 v. at 0.8 amp, 35/- each, post 3/6. 230/440 v. pri., 725, 750, 775 and 800 v. at 300 ma., 200/250 v. at 300 ma., 38/-, each, post 3/6.

AMERICAN COMPUTERS AN-II-70A. Single parallax. Contains 8 relays 10 k., 2 change-over plat. contacts, 8 relays 300 ohms, 2 change over silver contacts (all relays are small type), 9 x 6V6 small GT., 3 x 6X5 GT. and 2 68N7. Seven small D.C. motors 27 v., 6 selsyn motors, 10 small micro. switches. Plus gears, condensers, ball bearings and pots, etc. This unrepeatable bargain £10 each.

COMPUTER CP-8 APQ-13. Contains 13 x 68N7, 3 x 68A7 and 5Y3. Three small relays, Xtal precision resistors, etc. £3/10/- each, post 10/-.

AMPLIFIERS. 50 watts 200/250 v. input, 600 ohm line output. £22/10/-.

TRANSMITTERS ET 4336 reconditioned tested and in working order.

AIRCRAFT TRANSMITTERS. U.S.A. T47-ART-13. Receivers type APR5A, 1,000 to 6,000 Mc/s. S.G. BC 1277A. LZ frequency meter. Prices for these items upon request.

FUSE HOLDERS. U.S.A. type, panel mounting, 2/6 each, post 6d. Also in stock large quantity of American cartridge fuses, aircraft and radio. Your enquiries requested.

APPARATUS SELECTIVE CARRIER No. 1. This G.P.O. unit is a portable trans/receiver to provide speech communication on a number of high freq. carrier waves over one pair of overhead wires. Designed to transmit and receive over 28 specified freq. between 50 kc/s and 388 kc/s, for use with Tele L or F ranges up to a 100 miles may be expected. Price upon request.

STATTIMETERS (KDG). 7in., scale 0-150 Kilogrammes. £8/10/- each. Scaled 0-350 Kilogrammes, £9/10/- each.

PRESSURE GAUGES (to read inches of mercury) 6in., scale 0-250 h.g. New in cartons. £2/10/- each. P.P. 2/6.

AMERICAN AIRCRAFT GAUGES, 3 in one case 0-100 temp. centigrade 0-200 lbs. per sq. in., oil 0-10 lbs., fuel, complete with capillary 5ft. 5in. long. £2 each.

PLEASE INCLUDE POSTAGE ON GOODS

TERMS C.W.O. All goods offered are ex-W.D. S.A.E. for Enquiries.

W. MILLS

3-B TRULOCK ROAD, TOTTENHAM, N.17

Phone : Tottenham 9213 & 9330

RADIO TRADERS LTD.

23 WARDOUR ST., LONDON, W.1. (Coventry Street end)

Phone No. : GERard 3977/8

Grams : "Radlotrade"

STOCKISTS OF CARR FASTENER COMPONENTS

ALL POPULAR TYPES OF



COMPONENTS SUPPLIED FROM STOCK

SPECIAL OFFER OF CURRENT MANUFACTURE ELECTROLYTIC CONDENSERS (tubular wire and P.V.C. sheathed). 8 mfd. 450 v., 2/6 each; 16 mfd. 450 v. 3/-; 32 mfd. 450 v. 4/-; 8 x 8 mfd. 450 v. 3/9; 8 x 16 mfd. 450 v. 4/-; 16 x 16 mfd. 450 v. 4/6; 32 x 32 mfd. 350 v. 5/-.

BIAS CONDENSERS. 2,500 mfd. 3 v. 3/6; 250 mfd. 25 v. 2/-; 100 mfd. 25 v. 1/6; 50 mfd. 12 v. 1/6; 25 mfd. 25 v. 1/6.

ELECTROLYTIC CONDENSERS. Manufacturers' surplus, in perfect condition. 100 mfd. x 200 mfd. 350 v. surge 5/6 each; 100 mfd. x 100 mfd. 425 v. surge 5/6 each; 150 mfd. 450 v. wkg. 5/6 each. 2 mfd. 150 v. Size 2in. x 1 1/2in. suitable for crossover 1/9 each or 18/- doz.

TRANSISTORS: Junction type Red Spot by well-known manufacturers 10/- each.

TRANSISTOR CONDENSERS: Miniature Electrolytic Capacitors. 32 mfd. 3 v. 25 mfd. 25 v., 25 mfd. 6 v., 16 mfd. 12 v., 8 mfd. 6 v., 5 mfd. 12 v., 2.5 mfd. 25 v., 1.6 mfd. 6 v., 1 mfd. 12 v. All these types of condensers are 3/6 each. SPECIAL DISCOUNTS FOR QUANTITIES.

AIR-SPACED TRIMMERS, 5, 10, 15, 25, 50 and 75 or pre-set and spindle types 2/- each

MIDGET MICA CONDENSERS. .0001, .0002, .0003, .0004, .0005 5/- per dozen.

200 Assorted Moulded Mica Condensers, popular values..... £2 10 0
200 Assorted Silver Mica Condensers, popular values..... £2 10 0
200 Assorted Carbon Resistors, 1/2, 1 and 1 watt. Good selection £1 10 0
PAXOLIN SHEET. 18 x 4 1/2 x 1/2 in. 1/6; 10 x 10 x 1/2 in. 1/6; 20 x 20 x 1/2 in. 3/-; 10 x 10 x 1/4 in. 2/-; 20 x 10 x 1/4 in. 4/-; minimum P. & Pkg. 1/6.

T.V. TUBES. A limited quantity of 9in. and 12in. Magnetic T.V. Tubes, brand new and boxed, by famous maker. Specification: 12in. will replace most MAZDA 12in., 2 v. tubes. Flat face, white fluorescence triode 1.5 a. heater current, anode voltage 10 kV. £8/19/6 including max. anode volts 7 kV. Price £5/17/6. Both items plus 1/6 carr. & pkg.

W.W. RESISTORS. 5 watt 1/6; 10 watt 2/6; 15 watt 3/-; 20 watt 3/6. We carry stocks of resistors from 2 watts to 150 watts W.W. Your enquiries invited.

HIGH STABILITY RESISTORS. 1/2 watt 5% 6d.; 1 watt 5% 9d.; 1 watt 5% 1/- . A few values in 1% and 2% still available.

ALL ORDERS FOR RESISTORS C.O.D. PLEASE, AS WE CANNOT GUARANTEE TO STOCK ALL VALUES.

GROMMETS. 1 gross assorted 1/2 in. to 1 in. 8/6

WESTECTORS. WX6, WX12, W4, 1/- each per doz. 9/-

SIGNAL LAMP HOLDERS. Panel mounting, complete with Adjustable Lamp Holder 2/- each per doz. 21/-

FUSEHOLDERS. B/Lee L.356 single hole 2/6 each; B/Lee L.1033/C4 double pole 3/6 each. SPECIAL PRICES FOR BULK QUANTITIES.

A GIFT FOR THE SERVICE MAN. Brand new in wooden case. The Weston Model 772 Type 6 super sensitive analyser. This precision designed multi-range test instrument has a large visible finely divided scale giving some of the range shown.
Range : D.C. volts 20,000 ohms per volt or 1,000 per volt. 2.5 volt range 50,000 ohms. 10 volt range 200,000 ohms. 50 volt range 1 megohm, 250 volt range 5 megohms. 1,000 volt range 20 megohms. Ohms: 0-3,000 ohms, 0-30,000 ohms, 0-3 meg. 0-30 meg. D.C. milliamperes; 10, 50, 250, 1M/A 100 micro amps, or 50 micro amps. A.C. Volts: 1,000 ohms per volt. Price £12/10/-. Post & Pkg. 7/6.

WEARITE COILS. PA4, PO4, PA5, POS, 1/3 each.....per doz. 12/-

4-WAY PUSH-BUTTON UNITS 2/6 each. Knobs for same, 3d. each.

POINTER KNOBS. Small black with white line, 7/6 per doz. Small white with black line 8/- per doz. Both types 1/2 in. spindle. Large price reductions for 1,000 lots and over.

VALVE HOLDERS. Moulded B9A 7/6; B7G 6/-; Int. Oct. 9/-; Eng. Oct. 4/6. Valve holders fitted with lower can 1/6 per doz. extra.

SCREENING CANS for B7G and B9A 6/- per doz.

CO-AXIAL PLUGS, SOCKETS AND CONNECTORS, PYE TYPE. 10H/3911, 1/6 each; 10H/701, 1/6; 10H/628, 1/6; " Tee " con. 2/-; F. & E. Type: JS-1-PF 2/- each; JP-1-250 c.c.t. 2/-; JS-1-BHF 4/6; PL259 DE 4/6. LARGE QUANTITIES AVAILABLE. SPECIAL PRICES FOR 100 and 1,000 lots.

JONES PLUGS AND SOCKETS. 4 pin 2/6 pair; 6 pin 3/6 pair; 8 pin 4/6 per pair; 12 pin 6/6 per pair. If cover required send 1/6 extra per cover.

WANDER PLUGS. Red and black doz. 2/-

PHILIPS TRIMMER TOOLS 1/- each doz. 10/6

CASH WITH ORDER OR C.O.D. ALL ORDERS DEPT. W.1

ALL ORDERS FOR LESS THAN £2 ADD POSTAGE
We invite your enquiries for items not listed.
Trade Counter open 9 to 6 Monday to Friday
Also 9 to 1 Saturday. Callers welcomed
WHOLESALE MANUFACTURERS' AND EXPORT ENQUIRIES INVITED

RADIO CLEARANCE LTD.

TRADE ENQUIRIES INVITED

27, TOTTENHAM COURT RD., LONDON, W.1.

The oldest Component Specialists in the trade

Telephone: MUSEUM 9188 EST. 30 YRS

ELECTROLYTIC CONDENSERS—WE HOLD THE LARGEST STOCK OF ELECTROLYTICS IN ENGLAND
ABBREVIATIONS: C. Clip mounting tag ends. P. Prong mounting. T. Tag ended. S. Sleeved. W. Wire ended.

SINGLES					SINGLES					SINGLES				
Capacity (Mfd.)	Wkg. Volts	Size	Type	Price	Capacity (Mfd.)	Wkg. Volts	Size	Type	Price	Capacity (Mfd.)	Wkg. Volts	Size	Type	Price
1	275	1 1/4	T/S	1/-	60	350	1 1/2	T/S	2/6	8+18	450	1 x 1 1/4	W/S	3/8
2	6	1 x 1		1/6	84	275	1 x 3	P	2/6	10+10	450	1 x 2	W/S	2/6
2	12	1 x 1 1/4	W	1/6	84	350	1 x 3	G	3/-	12+12	275	1 x 2		2/-
2	50	1 1/4 x 1 1/4	W	1/6	70	3	1 x 3	S	1/6	12+12	360	1 x 2		2/6
2	70	1 1/4 x 1 1/4	W	1/6	75(Rev)	12	1 x 1 1/4	T	10d.	12+24	275	1 x 2		2/-
2	200	1 1/4 x 1 1/4	W	1/-	80	450	1 1/2 x 3	W/S	2/6	12+28	275	1 x 2		2/-
4	150	1 1/4 x 1 1/4	T/S	10d.	100	350	1 1/2 x 3	T/S	2/6	16+16	150	1 x 1 1/4	-S	1/-
4	150	1 1/4 x 1 1/4	W	1/-	100	12	1 x 1 1/4	W/S	1/-	16+16	350	1 x 2	C	3/-
5	55	1 x 1	W	1/6	100	275	1 1/2 x 2	C/S	2/6	16+32	275	1 1/4 x 2		2/6
5	100	1 x 1		1/6	100	25	1 1/2 x 1 1/4	T	1/3	18+32	275	1 x 2	P	2/6
8	12	1 x 1		1/6	100	25	1 1/2 x 1 1/4	T/S	10d.	20+10	450	1 x 3	C	3/-
8	15	1 x 1		1/6	100	25	1 1/2 x 1 1/4	W/S	10d.	20+20	150	1 x 2	W/S	1/-
8	25	1 1/4 x 1 1/4	T-S	1/-	100	270	1 1/2 x 2	C	2/3	20+20	450	1 x 3	W/S	3/8
8	150	1 1/4 x 1 1/4	T	9d.	100	275	1 1/2 x 2	C/S	2/6	24+24	350	1 x 2	C	2/6
8	200	1 1/4 x 1 1/4	W	1/-	100	275	1 1/2 x 3	P/S	2/6	24+24	350	1 1/2 x 2	C	2/6
8	250	1 1/4 x 1 1/4	W	1/-	100	300	1 x 3	P	2/6	25+25	300	1 x 2	T	2/6
8	450	1 1/4 x 1 1/4	C	2/-	100	350	1 1/2 x 3		3/-	30+30	150	1 1/2 x 1 1/4	W/S	1/-
8	450	1 1/4 x 1 1/4	W/S	1/11	100	500	1 1/2 x 3		4/-	32+16	200	1 x 2	P	1/6
10	15	1 1/4 x 1 1/4	W/S	1/6	100	25	1 x 2	T	1/6	32+16	350	1 x 2	T	3/8
10	28	1 1/4 x 1 1/4	W/S	1/-	150	150	1 x 3	W/S	1/6	32+16	350	1 x 2	T	3/8
12	480	2 x 2	W/S	1/6	200	6	1 x 1		1/-	32+32	150	1 x 2	T	1/6
12	25	1 x 1		1/6	200	25	1 1/2 x 1 1/4	T	10d.	32+32	250	1 x 2 1/2		1/6
16	150	1 1/4 x 1 1/4	T/S	1/-	200	250	1 1/2 x 3	C/S	2/6	32+32	275	1 1/2 x 2	C	2/6
16	250	1 1/4 x 1 1/4	T	1/3	200	275	1 1/2 x 3	C/S	2/6	32+32	350	1 1/2 x 2	C/S	2/6
16	300	1 1/4 x 1 1/4	W-S	1/6	250	6	1 x 2	T/S	1/6	32+32	350	1 1/2 x 2	C/S	2/6
16	350	1 1/4 x 1 1/4	P	1/6	250	12	1 1/2 x 1 1/4	W	1/6	32+32	450	1 1/2 x 2	W/S	3/6
16	350	1 1/4 x 1 1/4	T	1/6	250	12	1 1/2 x 1 1/4	W/S	1/3	32+32 1/2	350	1 1/2 x 2	T	3/6
16	350	1 1/4 x 1 1/4	-S	1/6	250	25	1 1/2 x 1 1/4	C	1/3	40+16	250	1 x 3		1/6
16	375	1 1/4 x 1 1/4	O	2/-	250	25	1 1/2 x 1 1/4	W/S	1/3	40+20	150	1 x 2	T	1/6
16	450	1 x 2	C	2/-	250	25	1 1/2 x 1 1/4	W/S	1/3	40+20	150	1 x 2	T	1/6
16	450	1 x 2	O	2/-	250	50	1 x 2	C	1/3	40+40	150	1 x 2	W/S	1/6
20	6	1 x 1		1/6	250	100	1 1/2 x 3	P	1/3	40+40	275	1 1/2 x 2	C/S	2/6
20	150	1 x 1	T/W	1/-	250	200	1 1/2 x 3	T	1/6	40+40	300	1 x 2 1/2	-S	2/6
20	450	1 x 2	W/S	2/-	250	6	1 x 1 1/2	P	1/-	40+40	450	1 1/2 x 3	W/S	3/-
20	450	1 x 2	T/S	2/-	250	6	1 x 2	O	10d.	50+30	150	1 x 2	W/S	1/6
25	25	1 1/4 x 1 1/4	T/S	1/6	400(Rev)	6	1 x 1 1/2	P	1/-	50+30	150	1 x 2	W/S	1/6
25	25	1 1/4 x 1 1/4	W/S	1/6	500	6	1 x 2	O	10d.	50+30	150	1 x 2	W/S	1/6
25	50	1 1/4 x 1 1/4	W/S	1/-	500	12	1 1/2 x 1 1/4	T	10d.	50+50	150	1 x 2	W/S	1/6
25	350	1 1/4 x 1 1/4	W	2/-	500	50	1 1/2 x 2	C	1/3	50+50	250	1 1/2 x 2		1/6
30	12	1 1/4 x 1 1/4	-S	1/6	500	50	1 1/2 x 2	C	1/3	50+50	275	1 1/2 x 2	P	2/6
32	3	1 x 1		1/6	500	25	1 x 2 1/4	C/S	1/6	50+50	275	1 1/2 x 2	C	2/6
32	275	1 x 2	O	1/6	1000	25	1 x 2 1/4	C/S	1/6	50+50	275	1 1/2 x 2	C	2/6
32	275	1 x 2	P	1/6	3000	25	1 x 2 1/4	C	1/6	50+50	300	1 1/2 x 2	P	2/6
32	350	1 x 2	T/S	2/-	5000	6	1 x 2		1/6	50+50	300	1 1/2 x 2	P	2/6
40	150	1 x 2	W/S	1/-	5000	12	1 x 3	-S	4/-	50+50	300	1 x 2	T	3/6
40	350	1 x 2	P	2/6	6000	8	1 1/2 x 3	-S	4/-	50+50	300	1 x 2	T	3/6
40	450	1 x 2	W/S	2/6						50+50	300	1 x 2	T	3/6
50	25	1 1/4 x 1 1/4	T	1/3						50+50	300	1 x 2	T	3/6
50	50	1 1/4 x 1 1/4	T	1/3						60+100	275	1 1/2 x 3	C	4/-
50	50	1 1/4 x 1 1/4	W/S	1/6	8+8	275	1 x 2		3/-	60+100	275	1 1/2 x 3	C	4/-
50	150	1 1/4 x 1 1/4	W/S	1/6	8+8	350	1 x 2	T	2/6	60+200	275	1 1/2 x 3	C	4/-
50	350	1 1/4 x 1 1/4	W/S	2/3	8+8	450	1 1/4 x 1 1/4	W/S	3/-	60+250	275	1 1/4 x 4	O	5/8
60	275	1 x 3	W	2/-	8+8	450	1 x 2	W/S	2/6	80+300	275	1 1/4 x 4	O	5/8
										100+35	250	1 1/2 x 3	P	4/-

TRIPLES Etc.

Capacity (Mfd.)	Wkg. Volts	Size	Type	Price
8+8+8	350	1 x 2	P	4/6
12+12+12	275	1 x 2	P	2/6
12+24+24	275	1 x 3		2/3
16+8+16	275	1 x 2	P	3/6
16+16+16	275	1 x 2	P	3/6
16+32+32	275	1 x 3		2/6
20+10+10	350	1 1/2 x 2		3/6
20+15+15	450	1 x 3	-S	3/6
20+20+20	250	1 1/2 x 2		3/6
25+25+25	25	1 x 2	C/S	1/6
32+8+8	275	1 x 2	P	2/6
32+32+2	275	1 1/2 x 2	P	2/6
32+32+6	275	1 1/2 x 2	P	2/6
32+32+8	275	1 x 3	P/C	3/6
32+32+8	350	1 1/2 x 2	P	3/6
32+32+16	175	1 1/2 x 2		2/6
32+32+25/25	1 x 3	T	2/6	
32+32+32	350	1 1/2 x 3		4/6
32+300+70	275	1 1/4 x 4	P	2/6
40+20+10	350	1 x 3		3/6
40+30+20	300	1 1/2 x 2		2/6
40+30+20	300	1 1/2 x 2		2/6
40+30+20	275	1 x 3	P	3/6
40+40+12	275	1 1/2 x 2		2/6
40+40+20	275	1 1/2 x 2		2/6
40+40+20	275	1 x 3	P	3/6
40+40+32	275	1 1/2 x 2		2/6
40+120+70	275	1 1/4 x 4		2/6
44+44+6	300	1 x 3		2/6
50+24+24	275	1 1/2 x 3		2/6
50+50+6	275	1 1/2 x 2		2/6
50+80+10	150	1 x 2	T	1/6
50+50+50	350	1 1/2 x 3	P	3/6
80+300+30	275	1 1/4 x 4		3/6
100+100+50	300	1 1/2 x 3		3/6
100+200+200	275	1 1/2 x 4	C	5/8
100+250+250	275	1 1/2 x 4	C	5/8
100+400+18	275	1 1/2 x 4		4/-
100+400+32	275	1 1/2 x 4		4/-
100+250+250	275	1 1/2 x 4	O	6/6
40+20+10+10	10350	1 1/2 x 2	O	3/6

DOUBLES

Capacity (Mfd.)	Wkg. Volts	Size	Type	Price
8+8	275	1 x 2		3/-
8+8	350	1 x 2	T	2/6
8+8	450	1 1/4 x 1 1/4	W/S	3/-
8+8	450	1 x 2	W/S	2/6

All voltages quoted are WORKING.

STAMPED AND ADDRESSED ENVELOPE with any enquiry, please.

PLEASE ALLOW FULL POSTAGE AND PACKING CHARGES.

TERMS OF BUSINESS: CASH WITH ORDER OR C.O.D. ON ORDERS OVER 10/-.

MINIATURE BIAS CONDENSERS
 25 MFD. 25 v. 50 MFD. 12 v. 60 MFD. 25 v. 50 v. 1/4 in. x 1/4 in. 1/6 each.
 25 MFD 50 v. 1/4 in. x 1/4 in. 1/6.

DISC CERAMIC CONDENSERS 500v. Wkg.
 500 MFD. .001 MFD. .0025 MFD. .002 MFD. .003 MFD. .005 MFD. 6d. each. .01 MFD. 9d.

VARIABLE GANG CONDENSERS
 Twin Gang. 20 pF. Ideal for F.M. 2in. x 1 1/4 in. x 1 1/4 in. 2/-.
 Twin Gang. .0005 MFD. 2 1/2 in. x 2 in. x 1 1/4 in. Spindle 1/4 in. 4/-.
 Min. Twin Gang. .0005 MFD. 2 1/2 in. x 1 1/4 in. x 1 1/4 in. Spindle 1/4 in. 5/6.
 Min. Twin Gang. .0005 MFD. 2 1/2 in. x 1 1/4 in. x 1 1/4 in. Spindle 1/4 in. with trimmers, 6/6.
 Twin Gang. .0005 MFD. Geared with SM. 3/6.
 AM/FM 2-Gang Condensers, 500+20 pf. 3/6.

SWITCHES ROTARY
 Size 1 1/2 in dia. 2 in. spindles. Price 2/11 each.
 1 pole 10 way. 1 pole 12 way. 2 pole 2 way. 2 pole 3 way. 2 pole 4 way. 2 pole 6 way. 2 pole 8 way. 3 pole 3 way. 3 pole 4 way. 4 pole 3 way.

POTMETERS CARBON
 Moulded Tracks. Diam. 1/4 in. 2 1/2 in. spindles, 5K, 10K, 25K, Linear only. 50K, 100K, 250K, 500K, 1M, 2M. Log or Linear, less switch, 2/6 each. With switch, 4/6.

TV PRESET CONTROLS
 Knurled knob and 6BA fixing holes. Diam. 1/4 in. 5K, 25K, 50K, 100K, 250K, 500K, 1M, 2M. 25K, wire wound. 1/6.

WIMA TROPIDUR PAPER CONDENSERS
 Small, non-inductive, insulated, high-grade capacitors, 500 v. working, 680 pf., 1,000 pf., 1,500 pf., 2,200 pf., 7d. each. 3,300 pf., 5,000 pf., 6,800 pf., .01 mfd., .012 mfd., .015 mfd., .022 mfd., .027 mfd., .033 mfd., .047 mfd., .068 mfd., .1 mfd., .15 mfd., .22 mfd., .33 mfd., .47 mfd., .68 mfd., 1 mfd., 1.5 mfd., 2.2 mfd., 3.3 mfd., 4.7 mfd., 6.8 mfd., 10 mfd., 15 mfd., 22 mfd., 33 mfd., 47 mfd., 68 mfd., 100 mfd., 150 mfd., 220 mfd., 330 mfd., 470 mfd., 680 mfd., 1,000 mfd., 1,500 mfd., 2,200 mfd., 3,300 mfd., 4,700 mfd., 6,800 mfd., 10,000 mfd., 15,000 mfd., 22,000 mfd., 33,000 mfd., 47,000 mfd., 68,000 mfd., 100,000 mfd., 150,000 mfd., 220,000 mfd., 330,000 mfd., 470,000 mfd., 680,000 mfd., 1,000,000 mfd., 1,500,000 mfd., 2,200,000 mfd., 3,300,000 mfd., 4,700,000 mfd., 6,800,000 mfd., 10,000,000 mfd., 15,000,000 mfd., 22,000,000 mfd., 33,000,000 mfd., 47,000,000 mfd., 68,000,000 mfd., 100,000,000 mfd., 150,000,000 mfd., 220,000,000 mfd., 330,000,000 mfd., 470,000,000 mfd., 680,000,000 mfd., 1,000,000,000 mfd., 1,500,000,000 mfd., 2,200,000,000 mfd., 3,300,000,000 mfd., 4,700,000,000 mfd., 6,800,000,000 mfd., 10,000,000,000 mfd., 15,000,000,000 mfd., 22,000,000,000 mfd., 33,000,000,000 mfd., 47,000,000,000 mfd., 68,000,000,000 mfd., 100,000,000,000 mfd., 150,000,000,000 mfd., 220,000,000,000 mfd., 330,000,000,000 mfd., 470,000,000,000 mfd., 680,000,000,000 mfd., 1,000,000,000,000 mfd., 1,500,000,000,000 mfd., 2,200,000,000,00

**Cabinets and Equipment by
A. L. STAMFORD LTD.**



GP 60 Price £19/19/-

To house THE FERROGRAPH 66 and other large TAPE DECKS and PORTABLES. Size 47in. x 29in. deep x 29in. high. Motor board 40 x 18in. PRICE £19/19/- or 60/- deposit and 9 monthly payments of 40/7.

Cabinets are supplied in a choice of veneers, and equipment can be supplied and fitted if required. (no fitting charge). Hire purchase terms can be arranged. Delivery England and Wales 12/6; Scotland and N. Ireland 25/-.



**S 27
Price £13/15/-**

**QP/S14
Price £8/19/6**

S.27. Column enclosure to house any 8in. & 10in. speakers. Size 12in. x 12in. x 43in. Price £13/15/-, or 41/- deposit and 9 monthly payments of 27/11.

Choice of veneers and shades.
QPS/14. Size 14in. side panels, 34in. high, to house any 8in. speaker (state aperture required). Price £8/19/6, or 27/- deposit and 9 monthly payments of 18/2. Veneered in Tola only, polished to shade required (except as "Light Oak").



GP 61

Size 36in. x 16in. x 33in. high. Price £28/15/-, or 24/7/- deposit and 9 monthly payments of 58/3.

For full details of these and many other new designs, write or pho e for our new catalogue.

A. L. STAMFORD LTD. (Dept. J4)

Showrooms and Works:

64/86 & 88 Weymouth Terr., off Hackney Road, London, E.2.

Telephone: 880 4003.

(No. 8 bus from Liverpool Street to Odson, Hackney Road. Walk back 2 turnings.)

**BAKERS
'Selhurst'
RADIO**

The 12" ULTRA DE LUXE



£15.15.0

For 20-20,000 c/s Full Range
Listening

Sales and Demonstration offices:

JOHN LIONNET & CO. LTD.
17, CHARING CROSS ROAD
LONDON, W.C.2. TRAFalgar 5575

TAKE THE PROBLEMS

OUT OF
SOLDERING

**HENLEY
SOLON**
TRADE MARK

FOR 25 YEARS
THE BEST ELECTRIC
SOLDERING IRON

25 watt Instrument Model (Illustrated)

RELIABLE
SPEEDY
LONG-LASTING

Leaflets on request from:

**W. T. HENLEY'S
TELEGRAPH
WORKS CO. LTD.**

Engineering
Sales Department,
59-62 High Holborn,
London, W.C.1
Phone: CHAncery 4361

EDDY'S (NOTTM.) LTD
DEPT. W.W.
172 ALFRETON ROAD
NOTTINGHAM

MIDGET BATTERY ELIMINATORS. To convert most types portables to mains operation. 57/6. Post 2/6. Size only 3 1/2 x 2 1/2 x 1 1/2 in. Extremely small. (please state make and model number).

NEON MAINSTESTER/SCREWDRIVERS. 4/6 each. Post 6d.

JACK PLUGS. Standard type. 1/11. Post 4d.

GUITAR PICK-UPS. "THE PLECTRO." Super Hi-Fi non-acoustical universal fitting. 3 x 1 1/2 x 1/2 in. High output. Complete with lead and plug. Full and easy instructions. 39/11. Post 1/-.

GERMANIUM DIODES. 1/- each, 10/- doz. Post 4d.

RECORDING TAPE. 1,200ft. plastic reels, 7in. 10/11. Post 1/-.

ACOS CRYSTAL PICK-UPS. Turnover, 2 sapphire styli. 29/11. Post, etc., 2/6.

TRANSISTORS. Yellow/green spot. 6/11. R.F. Yellow/red. 13/11. Post 4d.

SUB-MINIATURE CONDENSERS (transistor). 1.6 mfd., 5 mfd., 32 mfd. 2/6. Post 4d.

ACOS CRYSTAL MIKE INSERTS. 4/11 each. High quality. Can be used for tape recorders, baby alarms, etc. Post 6d.

TUBULAR WIRE END CONDENSERS (not ex Govt.). 8 mfd. 450 v. 1/9. 8-8 mfd. 450 v. 2/6. 16 mfd. 450 v. 2/9. 16-16 mfd. 450 v. 4/3. 32-32 mfd. 350 v. 4/9. 32 mfd. 450 v. 3/9. 16-8 mfd. 450 v. 3/9. 25 x 25 mfd. midget 1/3. 50-50 mfd. 400 v. 6/11. Post 6d.

B.S.R. MONARCH 4-SPEED AUTOMATIC RECORD CHANGER. Type UA8. Complete with turnover crystal cartridge type TC8, with twin sapphire styli. Capacity of 10 records. Plays 12in., 10in., 7in. intermixed in any order. 78, 45, 33 and 16 r.p.m. A.C. mains 100-250 v. £6/19/6. Carriage 5/-.

ALL ABOVE ARE NEW AND GUARANTEED.

1C5GT...12/6	6XSGT... 6/-	EBF80 ... 9/6
1D5 ... 10/-	7B7 8/-	ECC81 ... 8/-
1H5GT...10/6	7C5 8/-	ECC82 ... 8/-
1N5GT...10/6	7C6 8/-	ECC83 ... 9/-
1R5 7/6	7H7 8/-	ECC84 ... 9/6
1S5 7/-	7S7 9/6	ECC85 ... 9/6
1T4 5/6	7Y4 7/6	ECC80...12/6
3D6 4/6	10F9...10/6	ECH42 9/6
3Q4 8/6	12AH7 ... 7/6	ECH81 8/6
3Q5GT... 9/6	12AT6 ...10/6	ECL80 ...13/6
3S4 7/6	12K7... 7/6	EF40 ...14/-
3V4 8/6	12Q7 ... 7/6	EF41 ... 9/-
5U4G ... 6/6	12SH7 ... 5/6	EF42 ...11/-
5Z4G ...10/-	12SJ7 ... 8/6	EF50 ... 3/-
6A712/6	25A6G...11/6	EF50(R) 4/11
6AG5 ... 5/6	25L6GT 9/11	EF80 ... 7/11
6AM6 ... 7/6	25Z4G ...9/11	EF86 ...14/-
6B8G ... 2/11	35Z3.....13/6	EF91 ... 6/9
6BA6 ... 8/6	35Z4..... 7/6	EY86...12/6
6BJ6 8/6	807(B) ... 3/6	EZ80 ... 8/6
6C4 5/11	807(USA) 5/9	EZ81 ... 8/6
6F112/6	954 1/6	GZ32 ...12/6
6F1312/6	955 3/11	L63 6/-
6F1512/6	956 2/11	PCC84 ... 8/6
6F6MET 7/6	AZ112/11	PCF80 ... 9/-
6J5GT ... 3/11	AZ31 ...10/-	PL8116/-
6J5MET 3/11	B3615/6	PL82..... 8/6
6K7G ... 2/11	CY31 ...12/11	PL83.....10/6
6K8G ... 7/6	DAF95 ... 8/6	TDD4 ...12/6
6L6G ... 6/11	DF96 ... 8/6	U2517/6
6QZG ... 8/11	DL96 ... 8/6	UBC41... 9/6
6S71MET 7/11	DH77 ... 7/6	UCC85... 9/6
6SA7MET 7/11	DK96 ... 8/6	UCH42 9/9
6SNZGT 5/9	DM70 ... 7/6	UF41 ... 8/6
6U4GT...12/6	EB41 8/-	UL41 ... 9/6
6V6G ... 5/11	EB91 5/11	VT52(4 pin) 2/11
6V6GT 6/6	EBC33 ... 7/6	
6X4 7/6	EBC41 ... 9/6	

NEW, SURPLUS GUARANTEED VALVES

Any parcel insured against damage in transit for only 6d. extra per order. All uninsured parcels at customer's risk. Send 1/- for 56-page illustrated catalogue.

All tested before despatch.

C.O.D. or C.W.O. only. S.A.E. with all enquiries. Postage and packing 6d. per valve extra. Over £3 free.

Trade enquiries invited

PROOPS Walk-around Store

and MAIL ORDER SERVICE

MAGSLIPS

For remote control of mechanical, electrical, or hydraulic mechanism and servos, or remote sensing or indication. Brand new, perfectly stored in sealed tins. Guaranteed. Further information on request.

E-20-A/1 (AP10636) 50 v. 50 c/s. 3 inch. £2
Coincidence transmitter for amplifier: controlled electric servo system or Magstrip receiver indicators direct.

E-54-A/1 (AP10747) 50 v. 50 c/s. 3 inch. £2
X-CO transmitter for use as controlling transmitter or receiver in servo systems.

E-5-A/1 (AP10827) 50 v. 50 c/s. 2 inch. £1/10/-
Two-phase induction generator for use as a computing element generating a voltage proportional to speed, or to provide velocity feedback stabilization in servos.

E-16-A/1 (AP10743) 50 v. 50 c/s. 2 inch. £1/10/-
Two-phase induction motors for continuous drive, or for use as a servomotor.

E-17-A/1 (AP6547) 50 v. 50 c/s. 3 inch. £2
Control transmitter Mk. 5.

IPOT inductive potentiometer £1/10/-
Precision toroidal auto-transformer for use in computing circuits. Accuracy greater than $\pm 0.1\%$.

E3-D/2 (AP11112) 90-115 v. 400 c/s. 2 inch. £1/10/-
Coincidence transmitter for amplifier controlled electric servo systems or Magstrip receiver indicators direct.

E-17-N/2 (AP11101) 90-115 v. 400 c/s. 3 inch. £2
Control transmitter Mk. 5.

VOLTAGE REGULATING TRANSFORMER (TF-12-A)

Known in the U.S.A. as a 'Transtat,' these are high-quality, heavy-duty units of unusual construction with twin large-contact-area carbon brushes traversing the exposed twin windings carried on separate robust cores to vary the output over 75 to 120 volts. In neat black crackle box with helical traversing gear. Input 115 v. 400 c/s. Maximum current 6 amps.

As new, 50/- plus 7/6 carriage.



MOTOR GENERATOR UNIT No.7 (5U/3286)

Self-contained set incorporating a type B (adjustable) voltage regulator in the input circuit to provide a constant 3,000 r.p.m. Input 22-29 volts D.C. Output 80 v. 1,600 c/s. Regulator, filtering and fuses in separate compartment of robust integral unit. Continuous rating 240 VA. Power factor 1.

As new, 45/- plus 7/6 carriage.

GEIGER COUNTER KIT

£4. 17. 6 (Guaranteed Performance)

Identical components to production model currently being supplied throughout the world.

Three ranges—highly sensitive—light—portable—visual and audible response—pulse output socket. Ideal for introduction to radiation measurement and nucleonic circuitry.

Circuit embodies U.K.A.E.A. patent. Specially moulded case locates components and standardizes wiring. Printed circuit plates for battery pack supplied. Batteries £2/15/3 extra. Spares, replacements and service permanently available. Supplied complete with fully illustrated assembly instructions and 40-page manual specially written for student, experimenter and radio amateur.



TEST GEAR

T.S. 92/AP. ALIGNMENT UNIT

Modern, high-quality test set for plotting the bandwidth and adjusting the frequency response of I.F. and R.F. amplifiers. Probe signals between 15-500 Mc/s are rectified by a crystal detector and passed through a low-pass filter to the 6SA7 mixer oscillator stage of a highly sensitive conventional superhet circuit with two 6AC7 15 Mc/s I.F. stages and 6H6 detector. 115 volt 6X5G power pack in separate compartment of attractive lightweight black crackle case. Brand new. Complete with circuit diagram, technical use, and test data.

£7/10/- plus 10/- packing and carriage.

T.S. 288 'S' BAND WAVEMETER

Exceptionally rugged silver plated micrometer tuned precision cavity covering 2,900-3,150 Mc/s. Resonance shown on 100 microamp meter. Brand new.

£15 plus £1 packing and carriage.


SPECIAL THIS MONTH

BLACKSMITHS FORGES

Standard rectangular pattern medium-duty collapsible hand forges for hardening and tempering, hammer forging, etc.

Strongly made from heavy-gauge steel plate with sturdy girder section legs. Bottom blast operated from hand-driven spiral gear and ball bearing blower. Length (including blower) 4ft. 3in., width 2ft. 3in., height (to side guard) 2ft. 4in., weight 2 cwt.

Brand new, complete with two pairs of 23in. universal tongs, £9/15/- plus £1 carriage (England and Wales only).



MODULATOR UNIT. Ex TR.1934/5/6


Modern miniature unit associated with and similar to the type 373 9.72 Mc/s I.F. strip. Only 5 1/2 in. long x 3 in. wide x 3 in. high with 4 screened B7G valves. Co-axial socket input to balanced primary of mu-metal microphone transformer with output from resistor bridge in secondary circuit for muting associated receiver. Microphone amplifier is a Brimar 9D6 variable-mu HF pentode RC coupled to a 7D9 pentode which feeds the centre tapped input transformer of two 6C4 triodes in push-pull. Output from substantial modulation transformer having alternative tap on secondary winding. Additional winding on input transformer provides output through co-ax. for phone monitoring. Outputs and 6.3 and 250 volt nputs through short cable terminating in miniature multi-plug.

New, complete with 4 valves. £1 post free.

RECEIVER 1132A

Further small supply of these well known, sensitive, highly stable, 11 valve monitoring receivers, which can be adjusted to tune Wrotham without alteration to wiring. Tuning meter, AVC or manual gain. BFO, voltage stabiliser, 6J5 output, precision dial, rack mounting. Requires 6.3 and 250 volt to Jones plug at rear.

As new £4, carriage 10/-.



95-126 M/cs.

MEGISTORS—125, 1,000 or 10,000 Megohms

Glass encapsulated 10% tolerance high value resistors for minute grid current applications. Ideal for extending the range of sensitive meters or using in probes to provide a really high impedance input for VTVM's or oscilloscopes. One of each value plus any chosen two, the 5 for 10/- post free.

RECEIVER 443G 200-1.750 K/cs

Highly sensitive multi-valve superhet designed for aircraft D.F. work, operates from 24 volt input. Intended for remote control tuning through flexible cable (similar to well-known MN26C) but drive spindle on front panel. Valves: 2050 and 2051G, 6N7, 6SC7, 6J5 and 6L7, 2 x 6B8, 4 x 6K7, 2 x 6F6, 5Z4.

As new, complete with valves, £4/10/- plus 10/- carriage.

BAND I RF UNITS—20-30 Mc/s

Modern, compact, fully enclosed RF/IF strip (12-14 Mc/s) with two EF91 and one EF93. Three gang plated tuning condenser with individual air dielectric trimmers normally tuned by worm drive and slipping clutch mechanism from totally enclosed miniature 6 volt motor on die-cast suppressor box mounting. Cams on condenser shaft operate twin switches for external tuning meter.

Brand new in sealed packages, complete with circuit diagram, 47/6 post free.

ROTARY CONVERTERS

12 v. D.C. input. Output 250 v. at 60 mA and 6.3 v. at 2 A. 12/- post free

PROOPS BROTHERS LTD. 52 TOTTENHAM COURT ROAD, LONDON, W.1
LANgham 0141. Shop hours 9-6. Thursday 9-1. OPEN ALL DAY SATURDAY

**you can build a quality
TAPE RECORDER**

with the
'ASPDEN'
Tape Recorder Kits

TAPE DECK KITS

Two models, 5in. or 7in. spools, two speeds, twin track, ferroxcube heads, finest motor, and complete assembly instructions.
Compact model 582 kit..... £8 5 0
Standard model 782 kit..... £9 5 0
Assembled and tested 30/- extra.

And the

RECORD/REPLAY AMPLIFIER KIT,
2½ watt, neon indicator, without valves, £5/18.
POWER PACK KIT for above, less valve, £2/18/6. Carr. extra.

Mr. J. M. F., of Leicester, writes:

"I have been in possession of one of your Tape Deck and Amplifier Kits for some time now and it has always given very satisfactory reproduction. I must congratulate you on manufacturing such a high quality tape recorder at such a low price."

Why not build one now.

Send **STAMP** for full particulars to:-

W. S. ASPDEN

Stanley Works, Clevedon Road,
Blackpool, Lancs.

VORTEXION TAPE RECORDERS

P. A. Equipment. Personal Recordings etc.
Tape to Tape/Disc. Service

SALE OR HIRE

Griffiths Hansen (Recordings) Ltd.
24/25, Foley Street, London, W.1. MUSeum 2771




NEST OF DRAWERS

Overall: 6in. wide x 6in. deep x 10in. high. 12 drawers, each 3in. wide x 4in. deep x 1in. high. Useful storage for radio components, nuts, bolts and other small parts. Green enamelled, sheet steel 20/- P. & P. 3/-

HARMSWORTH, TOWNLEY & CO.
2 JORDAN STREET, MANCHESTER 15

59 GNS.—"17"



A full specification 17" Television Receiver by Spencer - West standards now available at your Dealers.

Remarkable performance and priced at 59 Gns. only complete.

For leaflet apply to:

SPENCER - WEST LTD.
GT. YARMOUTH, NORFOLK

**THERMOSTATIC
SOLDERING IRON**

CECO — 70 watt

Instrument size



HEATS UP QUICKLY—
1½ mins.—**STAYS HOT—**
but **NEVER OVERHEATS**
—BIT DOES NOT COR-

**RODE OR NEED
CLEANING**

WEIGHT—4½ ozs.
(Excluding Flex)

**ALL PARTS INTER-
CHANGEABLE**

The Thermostat is easily adjusted to suit the grade of solder and keeps the temperature to within 15°C. It incorporates a micro-switch giving snap action on-off with minimum electrical interference. Eliminates dry joints and damage to insulation. Element and bit last much longer.

LIST PRICE 85/- each

BRITISH PATENT No. 663214

Available from Manufac-
turer—

**CARDROSS ENGINEERING
CO. LTD.**

**LEVENFORD WORKS
DUMBARTON**

Phone: Dumbarton 655

**LOCKWOOD
ENCLOSURES**

Used by every Broadcasting & Television Authority in the British Isles, and Eire, for High Quality Monitoring.

**LOCKWOOD & CO. (Woodworkers) LTD.,
LOWLANDS ROAD, HARKOW, MIDDX.**

**NEW BOOKS ON
RADIO & TELEVISION**

- World Radio Handbook 1959, by H:ns Johansen. Postage 1/2..... 14/6
- Loudspeakers, a new book by Briggs. Postage 1/3 19/6
- Oscilloscope Equipment, by Easterling. Postage 6d. 5/-
- How to get the best out of your Tape Recorder, by Guy. Postage 6d..... 8/6
- Beginners Guide to Television, by Camm. Postage 9d. 7/6
- T.V. Engineers Pocket Book, 2nd Edition, by Hawker. Postage 9d..... 12/6
- R.S.G.B. Amateur Radio Call Book 1959. Postage 6d. 3/6
- Servicing Transistor Radios, by L. D'Airo. Postage 1/-..... 23/-
- Oscilloscope Techniques, by Haas. Postage 1/- 23/-
- Foundation of Wireless, by Scroggie. 7th edition. Postage 1/3 15/-

A full range of Slide Rules and Drawing Instrument Sets in Stock. Send for lists.

UNIVERSAL BOOK CO.
12 LITTLE NEWPORT STREET,
LONDON, W.C.2 (adjoining Lisle Street).

COPPER WIRE

ENAMELLED, TINNED LITZ,
COTTON AND SILK COVERED.

**RESISTANCE WIRES
EUREKA - CONSTANTAN**

NICKEL-CHROME - MANGANIN

B.A. SCREWS, NUTS, WASHERS, soldering tags, eyelets and rivets. EBONITE and BAKELITE PANELS. TUFNOL ROD, PAXOLIN TYPE COIL FORMERS AND TUBES, ALL DIAMETERS. Latest Radio Publications. SEND STAMP FOR LIST. TRADE SUPPLIED.

**G.E.C., B.T.H. & WESTINGHOUSE
GERMANIUM CRYSTAL
DIODES**

1/- each. Postage 3d.

Diagrams and three Crystal Set Circuits Free with each diode. A large purchase of these fully GUARANTEED diodes from the manufacturers enables us to make this attractive offer.

POST RADIO SUPPLIES

33 Bourne Gardens, London, E.4
Phone: CLIssold 4688

**"Casco"
INTER-COM &
SOUND Advisors**

BRIGHTON TERRACE, LONDON, S.W.9
Phone: BRixton 4961

Instrumentation at its best . . .



SIFAM ELECTRICAL INSTRUMENT CO. LTD.
LEIGH COURT - TORQUAY - Telephone 4547/8

METERS

**WE CAN SUPPLY
WITHIN 7-14 DAYS**

a complete range of moving coil—moving iron—electrostatic—thermo-couple—also multirange meters—meggers—pyrometers and laboratory test instruments, etc.

All to B.S.89

Instruments tested and standardised on our premises, and replacements supplied from our stock.

REPAIRS

Delivered 7-14 days

Our skilled craftsmen carry out repairs or convert any types and makes of single and multirange meters.

Where desired repairs are accepted on contract.

THE V.Z. ELECTRICAL SERVICE
9, NEWPORT PLACE, LONDON, W.C.2
Telephone: GERrard 4861 (Retail 2613)

SIGNAL GENERATOR




Coverage 100 Kc/s.-100 Mc/s. on fundamentals and 100 Mc/s. to 200 Mc/s. on harmonics. Metal case 10in. x 6½in. x 5½in. grey hammer finish. Incorporating three miniature valves and Metal Rectifier. A.C. Mains. 200/250 v. Internal Modulation of 400 c.p.s. to a depth of 30%. Modulated or unmodulated R.F., output continuously variable 100 millivolts, C.W. and mod. switch, variable A.F. output. Incorporating magic-eye as output indicator. Accuracy plus or minus 2%.

£6/19/6 Or 25/- deposit and 6 monthly payments of 21/6. Post & Packing 5/- extra.

SIGNAL GENERATOR

Coverage 120 Kc/s.—230 Kc/s., 300 Kc/s.—900 Kc/s., 900 Kc/s.—2.75 Mc/s., 2.75 Mc/s.—8.5 Mc/s., 8 Mc/s.—28 Mc/s., 16 Mc/s.—56 Mc/s., 24 Mc/s.—84 Mc/s. Metal case 10in. x 6in. x 4½in. Size of scale 6in. x 3½in. 2 valves and rectifier A.C. mains 230-250 v. Internal modulation of 400 c.p.s. to a depth of 30 per cent., modulated or unmodulated R.F. output continuously variable 100 millivolts C.W. and mod-switch, variable A.F. output and moving coil output meter. Grey hammer finish case and white panel. **£4/19/6** Accuracy plus or minus 2%.



Or 25/- deposit and 4 monthly payments 21/6. P. & P. 5/- extra.

SIGNAL & PATTERN GENERATOR

£6/19/6 P. & P. 5/-

Or 25/- deposit, P. & P. 5/- and 6 monthly payments of 21/6. Coverage 7.6 Mc/s.-210 Mc/s. in five bands, all on fundamentals, slow motion tuning scale, output, 5 vertical and horizontal bars, logging scale. In grey hammer finished case with carrying handle. Accuracy ±1% A.C. mains 200-250 v.



PORTABLE AMPLIFIER

Size 6½in. long, 5in. high, 2½in. deep. Will suit any type of crystal pick-up. Output approx. 2 watts. Incorporating ECC83 double triode. Cosor 14BT output pentode and coated-cathode rectifier. Fully isolated mains transformer for 230-250 A.C. mains. Bass, treble and volume controls.

49/6 Plus P. & P. 3/6

5" SPEAKER WITH O.P. TRANSFORMER

purchased with the above 18/6. Plus P. & P. 1/6.

B.S.R. MONARCH UA8

4-speed, plays 10 records 12in., 10in. or 7in. at 33, 45 or 78 r.p.m. Internixes 7in., 10in. and 12in. records of the same speed. Has manual play position; colour brown. Dimensions: 12½ x 10½in. Space required above baseboard 4½in., below baseboard 2½in. Fitted with Full-F1 turnover crystal head.



£6/19/6 Plus 5/- postage & packing or 25/- deposit and P. & P. 5/- and 5 monthly payments of 27/-.

8 WATT PUSH-PULL AMPLIFIER

COMPLETE WITH CRYSTAL MIKE AND 8in. LOUDSPEAKER

A.C. mains 110/250 v. Size 10½in. x 6½in. x 2½in. Incorporating 6 valves, H.F. pen., 2 triodes, 2 output pens., and rectifier. For use with all makes and types of pick-up and mike. Negative feed back. Two inputs, mike and gram., and controls for same. Separate controls for Bass and Treble lift. For use with Std. or L.P. records, musical instruments such as Guitars, etc.

£4.19.6 Plus P. & P. 7/6.

Or 35/- deposit, Plus P. & P. 7/6 and 3 monthly payments of 25/-.



PLAYER CABINET

Finished in 9-tone leatherette, will take B.S.R. UA8. with room for amplifier and 7 x 4 speaker. Overall size 15½in. x 13½in. x 9½in.

£2.19.6 Plus 5/- P. & P.

COLLARO MIXER 4-SPEED AUTOMATIC CHANGER

Model 457. Type "O" Pick-up, size 12in. x 13½in. Minimum clearance above baseboard 5in., below 2½in., 10 records. A.C. mains 200-250 v. Turnover crystal head. BRAND NEW. Fully guaranteed. 25/- deposit plus P. & P. 5/- and 7 monthly payments of **£3/19/6** Cash Plus P. & P. 5/-.




13 CHANNEL TUNER

34 to 38 Mc/s. complete with PCF80 and PCC84. These have been removed from chassis.

19/6 Plus P. & P. 2/6

Knobs 3/6 per set extra.



AC/DC POCKET MULTI-METER KIT



Comprising 2in. moving coil meter, scale calibrated in A.C./D.C. volts, ohms and milliamperes. Voltage range A.C./D.C. 0-50, 0-100, 0-250, 0-500. Milliamperes 0-10, 0-100. Ohms range, 0-10,000. Front panel, range switch, wire-wound pot (for ohms zero setting), toggle switch, resistors and rectifier. Basic movement, 2 mA. In grey hammer finish case.

19/6 Plus P. & P. 1/6.


Point to point wiring diagram 1/- free with kit. Built and tested 7/6 extra.

RADIOGRAM CHASSIS

5 valve, A.C./D.C., 3 wave-band superhet, 195-225 v., 19-49, 200-550 and 1,000-2,000 metres, I.F. 470 Kc/s. Size of chassis 13in. x 6½in. x 2½in. Valve line-up: 10C1, 10F9, 10L1D1, U464 and 10P14. Twin mains filter input, 2 dial lights and 8in. P.M.

£6/19/6

P. & P. 5/-.




FAMOUS MAKE

"TELETUNER"

Covers all Channels, Bands 1 and 3. Valves used: PCC84, R.F. double triode, cascode R.F. amplifier, PCF80, triode pentode f.c. and mixer, I.F. output 33-33 Mc/s.

Post 2/6. **59/6** Knobs 3/6 per set extra.



CONSTRUCTORS' PORTABLE PARCEL

Comprising case, chassis, top plate, scale, 5in. P.M. speaker with O.P. trans., twin gang, 2 470 Kc/s. I.F.s., trimmers, four valve holders, wavechange switch and volume control with switch.

39/6 Plus 3/6 Postage and packing.



EXTENSION SPEAKER CABINET


In polished walnut. Complete with 8" P.M. speaker with O.P. transformer. **19/6** plus P. & P. 3/6.

MAINS TRANSFORMERS

All with tapped primaries 200-250 volts. 0-160, 180, 200 v., 60 ma., 6.3 v. 2 amps 10/6. 320-0-320 v. 75 ma., 6.3 v., 2.5 amp., 5 v., 2 amp., 10/6. 350-0-350 250 ma., 6.3 v. 7 amp., 5 v. 2 amp. 18/6. Postage and packing on the above 3/-.

RADIO AND T.V. COMPONENTS (ACTON) LTD.

23, ACTON HIGH STREET, LONDON, W.3
GOODS NOT DISPATCHED OUTSIDE U.K. ALL ENQUIRIES S.A.E.



LIGHT MASTS BY TELECRAFT LTD CROYDON
THORNTON HEATH H191-2-3

AND AERIALS for EVERY PURPOSE - FITTED ANYWHERE



DE HAVILLAND PROPELLERS LIMITED



**DUE TO EXPANSION
IN MANY DEPARTMENTS AT
THEIR HATFIELD ESTABLISHMENT
REQUIRE**

TECHNICAL ASSISTANTS

- (1) Required for analytical work in connection with the design of propellers, engine control systems and accessories. The work concerns aerodynamics and stability, calculations, preparation of reports and carrying out original theoretical work to develop methods for such calculations.
- (2) Required for the manufacture and maintenance of Test Equipment and Special Missile Service Equipment. Would suit ex-R.A.F. or R.N. Radar or Radio Fitter.
- (3) For work in missile guidance field section. Knowledge of servo systems and training in servo theory is essential.
- (4) To assist in assembling specifications, ordering supplies and circulation.
- (5) An assistant in newly formed Standards Section of the Propeller Drawing Office.
- (6) Required for environmental test work, covering Test Supervision, Report writing, Electronic and Instrument Servicing and Calibration and Design of Test Apparatus. Qualifications for the above positions range from O.N.C. to Degree Standard, and successful applicants will be eligible for all superannuation, medical, sports and social benefits applicable to our Hatfield staff.

Please write, giving full particulars of qualifications and experience, to:-

The Personnel Manager (Ref. 168),
DE HAVILLAND PROPELLERS LIMITED,
Manor Road, Hatfield, Herts.

GOVERNMENT OF

NORTH BORNEO

Assistant Controller of Telegraphs,
Posts and Telegraphs Department

To manage staff and be responsible for the installation and maintenance of RAX and small main automatic exchanges, VHF single and multi-channel telephone circuits and HF radio stations.

Contract appointment. Salary range £1,302 to £2,324 p.a. with gratuity payable on satisfactory completion of contract. Free passages. Quarters at moderate rent. Generous home leave.

Candidates, not over 40 years of age, must have passed or be exempt from the examination of the Institution of Electrical Engineers, with at least two years experience in tele-communications.

Write

**DIRECTOR OF RECRUITMENT,
COLONIAL OFFICE, LONDON, S.W.1**

giving briefly age, qualifications, and experience, quoting BCD 108/21/01.

BRADFORD INSTITUTE OF TECHNOLOGY

Principal: E. G. Edwards, Ph.D., B.Sc., F.R.I.C.

Applications are invited for the following new posts:-

TECHNICIAN IN THE ELECTRICAL ENGINEERING LABORATORIES (two posts)

The principal duties of the persons appointed will be the maintenance and repair of apparatus, the setting up of laboratory experiments and lecture demonstrations and the testing and calibrating of instruments.

TECHNICIAN IN THE ELECTRICAL ENGINEERING WORKSHOP

The person appointed will be responsible for the construction and maintenance of equipment for the teaching and research laboratories.

Candidates for the above posts should preferably possess a Final Certificate of the City and Guilds of London Institute in the appropriate subject or an Ordinary National Certificate or have suitable industrial experience.

Salary scale £445 x £20 to £625 per annum with efficiency bars at £505 and £565. Commencing salary according to qualifications and experience.

JUNIOR TECHNICIAN IN THE DEPARTMENT OF ELECTRICAL ENGINEERING (two posts)

Applicants should possess a General Certificate of Education with passes at Ordinary Level in at least three appropriate subjects and must be prepared to undertake an approved course of study.

Salary scale, according to age, £255 per annum at age 16 to £375 at age 20.

Further details and forms of application may be obtained from the Registrar, Bradford Institute of Technology, Bradford 7, to whom completed forms should be returned as soon as possible.

W. H. LEATHAM

Clark to the Governors

MULLARD LIMITED

have an important vacancy in their
SEMICONDUCTOR DIVISION

for a first-class
**TECHNICAL/COMMERCIAL
ENGINEER**

to conduct technical market survey and applicational advisory duties in the telecommunications and allied fields.

This will require, amongst other duties, liaison with Official Establishments, Laboratories, Equipment Designers and Manufacturers. Knowledge of, and experience in, the development of telecommunications, or radar or television apparatus is essential for this post and it is very desirable that applicants should have had adequate experience with transistors.

University or professional qualifications are desirable but full attention will be paid to all candidates having proof of ability and experience. This appointment should attract and satisfy a successful, enthusiastic and ambitious engineer who desires to apply his knowledge and experience in a technical/commercial advisory position.

This post is open to applicants up to the age of 35 years and will carry an attractive and progressive salary appropriate to age, experience and qualifications.

Written applications should be sent to the Personnel Officer,
Mullard House, Torrington Place,
LONDON, W.C.1.

RESEARCH LABORATORY



Electronic Engineers and Assistants required for development of specialised instrumentation and control systems for important physical research problems, mainly in the fields of controlled thermonuclear reactions, microwave communication, and semiconductors. Assistants should have H.N.C. or equivalent and experience of electronic circuitry. For Engineer appointments, a degree or equivalent is required but a keen interest in and flair for electronic circuitry is of greater importance than wide experience.

The laboratory serves a large group of Companies and is situated in pleasant rural surroundings near Reading with fast train service to London.

Five-day week
Pension Scheme

Apply in writing, quoting reference No. EL/G/2, to the Personnel Officer,

**Research Laboratory,
ASSOCIATED ELECTRICAL
INDUSTRIES LIMITED,
Aldermaston Court,
Aldermaston, Berkshire.**

JOIN THE SUCCESSFUL 'BLOODHOUND' TEAM AT FERRANTI LTD.

If your interests are in RADAR, DIGITAL COMPUTERS, SERVO-MECHANISMS, CONTROL SYSTEMS, ELECTRO-MECHANICAL INSTRUMENTS OR TRANSISTOR APPLICATIONS, there are STAFF vacancies in

- 1 RESEARCH & DEVELOPMENT, calling for a degree or H.N.C. or diploma in engineering, physics or mathematics.
- 2 PERFORMANCE TESTING & TEST GEAR DESIGN. The normal minimum qualification is O.N.C. in electrical engineering, but candidates without academic qualifications may be considered provided they have good previous experience of electronic equipment.

Vacancies are at the Wythenshawe (South Manchester) and Moston branches of the Company. Write for an application form to T. J. LUNT, Staff Manager, FERRANTI LTD., Hollinwood, Lancs., quoting ref. DB.



TWO PROTOTYPE TEST ENGINEERS

are required by the G.E.C. Applied Electronics Laboratories for work on Guided Weapons and Radar Equipment. Applicants from the Forces should be Ex-Naval R.E.A.s or R.A.F. radar fitters, men from industry should have had at least four years' Test or Maintenance experience on radar or similar types of Electronic Equipment. Qualifications will be considered an advantage but not essential. The posts are pensionable and afford good opportunities of advancement for men with ability and initiative.

Applications should be made to the Personnel Officer,

**The General Electric Co. Ltd.,
Applied Electronics Laboratories,
Brown's Lane, Allesley, Coventry.
Ref. EHM/RRB.**



The **BRITISH
BROADCASTING
CORPORATION**

Opportunities for Engineers

Vacancies exist in the Transmitter Department, for Engineers who are citizens of the United Kingdom and are between 20 and 30 years of age.

The minimum qualifications include two years' practical experience, other than operational, in electronics, radio or telecommunications gained either in H.M. Forces or in Industry, the Higher National Certificate in Electrical Engineering or the City and Guilds of London Institute Final Certificate in Telecommunications Engineering or an equivalent academic qualification.

Successful applicants are normally appointed to high-power, short-wave transmitting stations for initial training prior to a 14 weeks' course at the Engineering Training School, a fully residential establishment at Evesham, Worcs. After training, engineers will be posted to a transmitting station within the United Kingdom although, preference for a particular area will always be considered.

The starting salary for these posts is £705 p.a. and rises by annual increments to £1,160 p.a. There are good opportunities for promotion to more highly graded posts. Further particulars and application form may be obtained from Engineering Recruitment Officer, Broadcasting House, London, W.1, quoting reference: EX. 203, W.W.

ENGINEERS!

Whatever your age or experience, you must read "ENGINEERING OPPORTUNITIES." Full details of the easiest way to pass A.M.I.Mech.E. A.M.I.C.E., C. & G. (Electrical etc.), General Cert., etc., on

144 PAGES

Free!



"NO PASS—NO FEE" terms and details of Courses in all branches of Engineering—Mechanical, Electrical, Civil, Auto, Aero, Radio, etc., Building, etc. If you're earning less than £15 a week, tell us what interests you and write for your copy of "ENGINEERING OPPORTUNITIES" today—FREE

B.I.E.T.

387 College House, 29-31, Wrieh't's Lane London, W.8.

BRITISH INSTITUTE OF ENGINEERING TECHNOLOGY

RADIO & ELECTRONIC ENGINEERS . . .

The MORSE CODE is still, and always will be, the basic Code for individual Signalling, whether on visual or telecommunication circuits. So add this simple and interesting subject to your qualifications. Apart from the pleasure derived from this extra knowledge, it counts for much when a step up the ladder is under consideration. Write for the **CANDLER BOOK OF FACTS** and see for yourself how fascinating the Candler method of teaching the Morse Code will prove.

CANDLER SYSTEM CO.
(56W) 52b ABINGDON ROAD, LONDON, W.8
Candler System Co., Denver, Colorado, U.S.A.

NORTHERN, POLYTECHNIC HOLLOWAY, LONDON, N.7

The Governing Body invite immediate applications for appointment as full-time ASSISTANT LECTURER (GRADE "B") IN TELECOMMUNICATIONS to teach up to the Final Certificate of the City & Guilds of London Institute and the R.T.E.B. Radio & Television Servicing Certificates. Candidates should be Graduates or the equivalent. Industrial and/or teaching experience an advantage. Salary scale: £650 x £25 x £1,025 plus 5 per cent and allowances in accordance with the Burnham Award Commencing salary according to age, qualifications and experience. Apply for form of application and further particulars to the Clerk to the Governors.

COMMUNICATIONS SUPERVISOR FOR SUMATRA

The Pacific Oil Company operating in Central Sumatra requires the services of a man, not over 35 years of age, of First Class City & Guilds qualification in Telecommunications or equivalent to undertake the maintenance and installation of (a) A wide range of American AM and FM fixed and mobile radio-telephone sets, (b) A Siemens telephone installation.

The commencing salary is £1800:0:0 per annum with free board and lodging, medical attention and paid local and home leaves, each tour of duty being two years. Apply in writing, giving full personal particulars as well as details of experience quoting "SUM" to Caltex Services Limited, Caltex House, Knightsbridge Green, London, S.W.1.

TELEVISION DEVELOPMENT ENGINEER

Vacancy exists in the North-West London area for energetic young Engineer with some general experience: in the design of television receivers. Preferably graduate I.E.E. or Brit. I.R.E., but equivalent qualifications acceptable. Pay according to qualifications and experience.

Apply in writing to Box No. 1252
c/o "Wireless World"

IRISH T.V.

APPOINTMENTS

Group interested in Irish T.V. concession is anxious to hear from Irishmen and others with specialised experience in any aspect of T.V. broadcasting operations and equipment. Replies treated in strict confidence. Group has no connection with any existing T.V. organisation anywhere.

Box AC 46332 SAMSON CLARKS,
57-61, Mortimer Street, London, W.1.

TWO FIRST CLASS T/V ENGINEERS REQUIRED

Good wages. Permanent position.
Clean driving licence.

T. A. BERRY (Lodge Radio) LTD.
6/7, Castle Parade EWELL 2317

COPYWRITER

TECHNICAL PUBLICITY ORGANISATION

expanding in the North-West requires a Copywriter 24-40 for assisting in the production of technical advertisements and sales publications. Consideration will be given to men of good education who have experience in the writing of handbooks or articles on technical subjects, especially electrical.

Position carries generous contributory Pension Fund and full staff amenities and facilities.

Apply in confidence stating age, qualifications and salary required to Box No. 1476 c/o "Wireless World."

JEFFERY TRANSFORMER Co.

(Winders to the late GALPINS)

Leaflets sent on request

199 Edward Street, New Cross
LONDON, S.E.14

TIDeway 4458

TEST ENGINEERS

required to supervise interesting experimental work, up to the report stage, connected with the testing of Aircraft Pressurising and Air Conditioning equipment involving both components and complete systems. In addition to possessing suitable engineering qualifications, some electrical experience will be an advantage.

Apply in writing stating age, experience and salary required to the

Personnel Officer,
Sir George Godfrey
& Partners Ltd.,
Hampton Road West,
Hanworth, Middlesex.

GRANADA T.V. NETWORK

have a vacancy for a senior engineer (sound) to be based in London. Applicants should have a thorough knowledge of audio frequency work with an emphasis on broadcasting techniques. In addition a basic knowledge of acoustics is expected. Previous experience in television studios is essential and ability to read a musical score would be an advantage. The successful candidate will be required to take over a sound crew and will be responsible to the Engineer-in-charge for all sound operations and maintenance in the studio concerned. The work includes major light entertainment productions and a considerable amount of pre-recording of audio tape is undertaken. Write for application form to

Personnel Manager,
MANCHESTER 3.



INSPECTION ENGINEERS

Are required for work in connection with Long Range Ballistic Missile project. Applicants must be prepared to travel inside and outside the United Kingdom. Minimum qualifications O.N.C. (Electrical); experience in Electronic and Mechanical Inspection techniques an advantage. Ability to maintain correct records and write concise reports essential. These are Senior Staff appointments with the advantages of contributory pension scheme and life assurance benefits.

Please write to:—

The Personnel Manager (Ref. 143)

DE HAVILLAND PROPELLERS LIMITED
HATFIELD, HERTS.

ELECTRONIC ENGINEER

required to take charge of new Calibration Department at the Company's premises situated in pleasant rural surroundings at Wetherby, Yorkshire, very convenient to Leeds and Harrogate.

The Department will be responsible for calibrating Electronic Test Instruments under Industrial Contracts to close limits, and will have its own Service Department to repair instruments, prior to calibration, as necessary.

This is an excellent position with very good prospects with expanding Company—A group Pension Scheme is in operation. Previous experience in calibration up to 250 Mc/s desirable. Write stating age, full details of previous experience, academic qualifications and salary envisaged to:

**Farnell Instruments Limited,
Wetherby Industrial Estate,
York Road, Wetherby,**

quoting reference: "Calibration" on top of envelope.

ELECTRONIC MECHANICS are required by the UNITED KINGDOM ATOMIC ENERGY AUTHORITY

(Industrial Group)

for

Windscale and Calder Works, Sellafield, Seascale,
Cumberland.

Chapelcross Works, Annan, Dumfriesshire,
Scotland.

Dounreay Experimental Reactor Establishment,
Thurso, Caithness, Scotland.

Applications are invited from experienced men with a knowledge of electronic equipment for fault diagnosis, repair and calibration of a wide range of instruments used in nuclear reactors, radiation laboratories and chemical plant. This interesting work involves the maintenance of instruments using pulse techniques, wide band and noise amplifiers, pulse amplitude analysers, counting circuits and television.

Men with Services, Industrial or Commercial background of Radar, Radio or Television are invited to write for further information. Training in our Instrument School will be given to successful applicants.

There are accommodation, housing and lodging allowance arrangements.

Applications to:

**The Works Labour Manager
(at the appropriate Works address)**

TELEVISION DEVELOPMENT ENGINEER

Due to expansion in our Development Laboratory, applications are invited for the following posts:—

1. **DEVELOPMENT ENGINEER** with previous experience on Time Base and Scanning Circuits.
2. **DEVELOPMENT ENGINEER** with previous experience on Tuner Design, preferably with Printed Circuit knowledge.

Both these positions are permanent and pensionable. The factory is situated on the South coast, with many attractive local amenities.

Written applications, with full particulars including age, qualifications, experience, and salary required, should be made to:—

**The Chief Engineer
SYDNEY S. BIRD & SONS, LTD.
FLEETS LANE, POOLE, DORSET.**

TECHNICAL/COMMERCIAL LIAISON

A vacancy has occurred in the Technical/Commercial Department of the Television and Radio Division of PHILIPS ELECTRICAL LTD. It will be concerned with the commercial, manufacturing, and service aspects of record players, tape recorders, and Public Address equipment. A degree (or possible Higher National Certificate) in Physics or Electrical Engineering is necessary, and some musical training is desirable. The ability to appreciate both sales and manufacturing problems is essential. Candidates, who should be 25/30 years of age, should write with full details to the Employment Officer, Century House, Shaftesbury Avenue, W.C.2, quoting ref.: 102.

THE ENGLISH ELECTRIC COMPANY LIMITED (Guided Weapons Division)

STEVENAGE HERTS.

has immediate vacancies for

TEST ENGINEERS

to work in a production organisation on work connected with the testing of missile systems or engaged on the investigation and preparation of test facilities and procedures.

For the senior vacancies, applicants must have had some years' experience working on electronic, particularly radar, equipment. Attendance on Services Radar training courses and/or some knowledge or experience of vibrational testing would be an advantage.

Candidates should have obtained an H.N.C. or equivalent and have served an apprenticeship.

Applicants who have not reached the above standard can be considered for less senior positions.

Housing assistance may be given in certain circumstances after a limited waiting period.

Please write in first instance giving details of experience to Dept. C.P.S. 336/7 The Strand, London, W.C.2., quoting reference WW1390G.

MARCONI INSTRUMENTS LTD.

Technical Personnel Required

**SENIOR & JUNIOR ELECTRICAL
DESIGN ENGINEERS**

**SENIOR & JUNIOR MECHANICAL
DESIGN ENGINEERS**

DUTIES: To undertake the design of Test Equipment covering practically the whole electronic field, including Telecommunication, Guided Weapons and Nucleonics. Considerable personal responsibility and freedom is given, and there are no set rules regarding the number of people engaged on a project, the allocation of project leaders, etc.

QUALIFICATIONS: The ability to design equipment and aggressively progress a project through to the stage where a model is made and the information is available for a production drawing office. Senior engineers are usually of B.Sc. standard with practical experience in measuring techniques, while Junior engineers are often Graduate Members of one of the Professional Institutions, or have similar qualifications, but this is in no way mandatory. The ability to progress the project through to a satisfactory conclusion is the prime requirement. Due to expanding activities, men with drive and initiative can be sure of progressive advancement.

Comprehensive pension and assurance schemes are in operation, and Canteen and Social Club facilities are provided.

Call any day including Saturday mornings at,

MARCONI INSTRUMENTS LTD.

LONGACRES, HATFIELD ROAD,
ST. ALBANS, HERTS.

or write giving full details to Dept. C.P.S., Marconi House, 336/7, Strand, London, W.C.2, quoting reference WW 2970Y.

TECHNICALLY TRAINED BY



IN RADIO, TELEVISION AND ELECTRONICS ENGINEERING

Opportunities in Radio Engineering and allied professions await the ICS trained man. ICS Courses open a new world to the keen student.

RADIO TELEVISION ENGINEERING; RADIO AND TV SERVICING; RADIO SERVICE AND SALES; VHF AND FM ENGINEERING; ELECTRONICS, Etc.

ICS Courses give very real help to the man setting up his own business or facing a technical career in the radio industry.

Examination Courses for:—British Institution of Radio Engineers, City & Guilds Telecommunications, Radio Servicing & Radio Amateurs, Postmaster-General Certificates (Marine).

LEARN-AS-YOU-BUILD PRACTICAL RADIO COURSE
Build your own 4-valve TRF and 5-valve superhet radio receiver, Signal Generator and High-quality Multi-tester.
FILL IN AND POST THIS ICS COUPON TODAY

It brings the FREE ICS Prospectus containing full particulars of ICS courses in Radio, Television and Electronics.

**INTERNATIONAL
CORRESPONDENCE
SCHOOLS**

... A WHOLE WORLD
OF KNOWLEDGE FOR
the KEEN STUDENT

International Correspondence Schools,
Dept. 222N, International Buildings,
Kingsway, London, W.C.2

NAME

ADDRESS

OCCUPATION AGE

S.59



Staff are	ENGINEERS
required in an	to be responsible for the design o a
increasing	variety of electronic and television
programme of	transmission equipment. Applications are
electronic engineering	invited from men with experience in such
development and	development work and also those with
manufacture of	experience of engineering such equipment
high-grade television	for economic production. Degree
transmission	standard or proven equivalent experience
equipment.	is required.
Excellent	JUNIOR ENGINEERS
opportunities exist	with H.N.C. or equivalent standard, to
for men of	assist in above work, or
first class ability	to undertake some projects on
and experience.	their own initiative.
	5 day week · Pension Scheme · Canteen
	1 minute Bus and Rail Services

Write, with full particulars of age, experience and salary required to

RANK CINTEL LIMITED

Worsley Bridge Rd · Lower Sydenham · SE26

PYE LIMITED OF CAMBRIDGE

Have interesting vacancies in their T/V publications departments for:—

TECHNICAL AUTHORS

with a sound training in electronics, preferably including television, and the ability to write clear concise English.

The work involves the preparation of technical sales literature, from information obtained from the development engineers, for a wide range of television products, covering complete T/V and sound broadcasting systems, underwater T/V, and industrial equipment including atomic energy applications. One author is also required for the production of T/V receiver manuals.

Applications, quoting "TA" should be addressed to the Chief Engineer, Pye Limited, Cambridge.

THE ENGLISH ELECTRIC COMPANY LTD. SITE COMPUTER ENGINEERS.

for diagnosis of logic and circuitry faults at operational establishments. Successful applicants will, after an initial training course, be required to take up responsible positions at Computer Installations on customers' premises. Locations of these include the Home Counties, West Midlands and Lancashire.

Qualifications required are H.N.C. or equivalent with preferably two years experience in design of Computer or other pulse circuitry. During training, special subsistence allowance will be made for any successful applicants who have to live away from home. Very attractive salaries would be offered with these positions which are permanent and enjoy the benefits of the English Electric Staff Pension Scheme, and qualify, after initial service, for three weeks' annual holiday.

Applications giving full details of qualifications and experience should be addressed to Dept. C.P.S., Marconi House, 336/7, Strand, London, W.C.2, quoting reference WW 397C.

SKILLED MEN!

USE YOUR KNOWLEDGE IN A WORTHWHILE JOB

Up to £25 tax-free Bonus plus first-rate wages for two weeks of your time

VACANCIES
FOR
**LINEMEN
DRIVERS
DISPATCH
RIDERS
DRAUGHTSMEN
DRIVER
ELECTRICIANS
RADIO
MECHANICS
TECHNICAL
STOREMEN
TELEGRAPH
MECHANICS
OPERATORS**
in
**THE ROYAL
SIGNALS**

ARE you in a skilled trade? Then you can probably add a tidy sum to your income by joining the Army Emergency Reserve. For one thing, you get pay and allowances at full Regular Army rates whilst in camp. And the more your skill's worth in civilian work, the higher your Army rank and pay. Better still, you also get £9-£25 bonus tax-free.

For this you just spend 14 days a year at a camp, working on your own speciality. And money's not the only profit you get from that. You get a grand refresher course, giving you a lot of new ideas, and putting you right in touch with the latest Army developments. And you get a welcome break from the usual routine, with sports, games and a great social life. For the place is full of people with the same interests

as yourself. Don't miss this chance! Send off the coupon now to: H.Q. A.E.R. (R. Sigs.) Blacon Camp, Chester.

POST THIS OFF RIGHT AWAY!

Please send me—without obligation—the illustrated booklet telling all about the Army Emergency Reserve.

NAME

ADDRESS

TRADE (WD/AER)

THE VICTRIX NICKEL ELECTROPLATING PLANT. A miniature plant to give real nickel plating to full commercial standards. Comprises, special plating tank 10in. x 8in., nickel chemical, cleaning chemical, four 99.9% pure nickel anodes, rods and spacers, U2 dry cell which gives approx. 14 hours of plating time. Supplied with instruction book, 90/-, post 5/-.

A.C. MOTORS. 1/10th, H.P. 110/230 volts 50 cycles S.P. capacitor start, 2,850 r.p.m. shaft extension, 39/6, post 3/6 with capacitors.

THE LESDIX ELECTROTOR. The smallest and lightest 4 1/6 volts D.C. motor on offer, weight 3/4 oz. size 3/16in. x 3/16in. dia. lin. spindle for drive speed 5,000 r.p.m. All new and guaranteed, 6/6, post 6d.

VARIACS TYPE 50B. Surplus stock, in new condition. Input 230 volts, output 0-270 volts 5 K.V.A. £45, carr. 7/6.

HALLICRAFTER R.B.X. Radio Receiver FM and AM 130-210 mc/s 115/230 volts A.C. 50 cycles 100 watts input Lab. Tested and in new condition.

WAVEMETER TYPE 724B by General Radio, U.S.A. 16 Kc/s to 50 mc/s.

CAVITY WAVEMETER 300/1000 mc/s. at special prices, write for list of TEST GEAR.

VARIABLE WIRE WOUND SLIDER RESISTANCES for Lab. use. We can wind to specification, open or protected type also. Send for list and state requirements.

MASON PHOTO PRINT MACHINE. 220/230 volts A.C. take up to 40in. x 26in. dry line print, horizontal travelling arc. Needs new glass otherwise perfect, £10. Developing machine 50/- buyer collects.

THE LESDIX CRYSTAL RECEIVER. 1959 de luxe table model in beautiful pastel shades, tapped litz wound aerial coil, var. condenser, germanium diode detector, plugs and sockets for aerial and earth connections. All aerial tested and supplied with double headphones, 35/-, post 2/6.

Leslie Dixon & Co.

Dept. A, 214 Queenstown Road, London, S.W.8
Telephone: MACaulay 2159

COVENTRY RADIO LTD.

189/191, Dunstable Road, LUTON.
Audio & Component Specialists Est. 1925

If you are unable to visit us at Luton, send for a copy of our

HI-FI CATALOGUE

of 300 items 70 pages.
Price 1/- plus 6d. postage.

Also available now

"THE GRUNDIG BOOK"

12/6d. plus 1/- postage.
If you own a tape recorder of any make you will find this book an essential for successful recording.

LUTON'S HI-FI CENTRE

Telephone Luton 7388/9.

a straightforward guide to the principles of television

A First Course In TELEVISION

By "Decibel." This new book not only deals in a simple manner with the reception of television pictures but also explains how the signals originate and the techniques involved in the transmission of pictures by television—including colour transmission. Written by the author of that best seller—*A First Course in Wireless*, this handy book can be followed easily by the interested amateur as well as those engaged in, or studying for employment in, broadcasting and the servicing of receivers. From booksellers, 15/- net.

PITMAN | Technical Books

Parker St., Kingsway, London, W.C.2

Z. & I. AERO SERVICES LTD.,

14, South Wharf Road, London, W.2

Telephone: AMBassador 0151/2

A.R.B. Approved Stockists

RETAIL BRANCH: 85, TOTTENHAM COURT ROAD, W.1 (near Goudge Street Station)

RECORDING MILLIAMMETERS

ELLIOTT SINGLE PEN SWITCHBOARD PATTERN RECORDING MILLIAMMETERS.
Range 0-5 mA. Chart 6in. wide; Chart Speed 3 inches per minute; Electric Chart Drive 230 V. A.C. £50 0 0

EVERSHED SINGLE PEN SWITCHBOARD PATTERN RECORDING MILLIAMMETERS.
Range 2.5-0-2.5; Chart 6in. wide; Chart Speed 1/2 Inch per minute; Electric Chart Drive 230 V. A.C. £50 0 0

EVERSHED TWIN PEN SWITCHBOARD PATTERN RECORDING MILLIAMMETERS.
Range 0-5 mA. D.C. Chart 6in. wide. Chart Drive 230 V. A.C. Chart Speed 1/2 in. per minute. PRICE, unused, complete with two syphon and two gravity pens, dashpot oil, ink and charts £65 0 0

EVERSHED 12-PEN TIME RECORDER

Portable 12-channel instrument for simultaneous recording of 11 events with time marks provided by 12th pen. The recording is presented in the form of "on-off" pulses, Chart Speed 2 inches per second. PRICE, unused, in original packing, complete with accessories and a supply of charts £30 0 0



Portable 12-channel instrument for simultaneous recording of 11 events with time marks provided by 12th pen. The recording is presented in the form of "on-off" pulses, Chart Speed 2 inches per second. PRICE, unused, in original packing, complete with accessories and a supply of charts £30 0 0

MICROWAVE 10CM EQUIPMENT

TS14/AP SIGNAL GENERATORS, 3,200-3,370 mc/s. Power Output—100 to -20 dbm. Variable pulse modulation. R.F. Power measurements 20-200 milliwatts. Fully overhauled and guaranteed £85 0 0

WAVEGUIDE WATTMETER TYPE APW. 7283, 10 cm. band. £5 0 0

MARCONI SPECTRUM ANALYSER
Type TF-984/1, "S" Band (2,900-3,150 mc/s.); Spectrum Width 1 to 10 mc/s. Fully overhauled and guaranteed.

Particulars and prices on application.

KLYSTRONS 417-A. $f=9.10$ cm. Vernier tuning ± 100 mc/s. min. Ers=1,000 V. max. Heater Volts 6.3 V. Power 50 watts. Forced Air Cooling £30 0 0

MICROWAVE 3CM EQUIPMENT

TS-13 SIGNAL GENERATOR WITH SELF-CONTAINED WAVEMETER AND POWER MONITOR. Range 9305 to 9445 mc/s. Internal pulsing. Peak Power output 50 microwatts.

TS-45/APM3 SIGNAL GENERATOR. Frequency range 9,300-9,450mc/s. Power output 10 mW. average; Power meter range 5 watts. Details and prices on application.

KLYSTRONS 723A/B, fully tested and guaranteed—price on application.

TS-118 R.F. OUTPUT POWER METERS. Power Range 5 to 500 Watts. Frequency Range 20 to 750 mc/s. Fully overhauled, complete with three thermocouples for three ranges, manual and accessories £45 0 0

T.C.S. COLLINS TRANSMITTING AND RECEIVING EQUIPMENT. Frequency range 1.5 to 12 mc/s, crystal controlled or VFO operation; output 20 W. voice or 40 W. C.W. Complete installation consists of: Transmitter, Receiver, Remote Control Unit with built-in Loudspeaker, Antenna Loading Coil, three interconnecting cables; Power Supply Unit for 12 V., 24 V., 115 V. or 230 V. D.C., or 230 V. A.C.; Headphones, Hand Microphone and Key. These installations are especially suitable for use on board ships, small craft, etc. Large assortment of spares available. Particulars on application.

RCA TYPE 301B HIGH FREQUENCY FIELD INTENSITY METERS.

Frequency Range 18-125 mc/s. Field Intensity Range 5 to 2,000,000 μ V/metre. Aural Monitoring and provision for recording on a 5 mA. recorder. PRICE, complete with Field Power Supply Unit running on a 6V accumulator and test aerial on a tripod. £120 0 0

COMMUNICATION RECEIVERS

R-1155B, 75-1,500 kc/s. and 3.0-18.5 mc/s. P. P. 15/- £7 10 0

R-1155L, 200 kc/s. to 18.5 mc/s. P.P. 15/- £12 10 0

MARCONI CR-100, 60 kc/s-30 mc/s. Good operating condition. P.P. 21/- £21 0 0

MARCONI CR-150, 2-60 mc/s., dual superhet, fully overhauled and guaranteed. P.P. 21/- £50 0 0

HALLICRAFTER S-27, 27-143 mc/s., FM/AM, good operating condition. £32 10 0

Ditto fully rebuilt to laboratory standard. P.P. 25/- £60 0 0

HALLICRAFTER S-27C, 130-210 mc/s., FM/AM. P.P. 25/- £50 0 0

R.C.A. AR-88LF, 75-140 kc/s. and 1.2-30 mc/s. Fully overhauled and guaranteed. P.P. 25/- £75 0 0

R.C.A. AR-88D, 50 kc/s-31 mc/s. Fully overhauled and guaranteed. P.P. 25/- £85 0 0

SPECIAL RECEIVERS

R-1359, 130-520 mc/s. £90 0 0

R-1294, 500-3,000 mc/s. £85 0 0

R-1619, 1,250-5,000 mc/s. £70 0 0

R11/APR-5, 1,000-6,250 mc/s. £120 0 0

AN/APR-4, 38-1,000 mc/s. £260 0 0

All the above are overhauled to the highest standard and fully guaranteed.

MARCONI TYPE CT-218 FM/AM SIGNAL GENERATOR. Carrier Frequency Range 85 kc/s to 30 mc/s. Deviation range 5 to 90 kc/s. Crystal Check at 200 kc/s. and 2 mc/s. Internal modulation at 400-1,000-1,600-3,000 c/s. Output 1 microvolt to 1 volt. As new and guaranteed, complete with accessory cables. P.P. £1. £125 0 0

OSCILLOSCOPES

Cossor Double Beam, model 339. £30 0 0

Erskine Double Beam High Speed Oscilloscope model 13, Time Base from 2 c/s. to 750 kc/s; 1 and 10 microseconds marker. £58 0 0

Fully overhauled and guaranteed.

VALVES

We hold a comprehensive stock of Ex Service Valves, mostly new and in original cartons, all tested and fully guaranteed. Here are some of this month's bargains:

2C26 1/9, 2D21 12/6, 2X2 2/-, 5R4GY 7/6, 6AG5 4/-, 6C4 2/-, 6G6G 2/6, 6H6 1/3, 6J6 4/-, 6Z3 5/-, 832 30/-, 2051 5/-, 9006 3/-, VR-150 4/6, C.R. Tubes 3BP1 10/6.

Please write for full list of valves.

VARIACS

Variable auto-transformers, made by General Electric type 100R, or equivalent "Powerstat" made by Superior Electric Co. Rating 2kVA. Input Voltage 230 V. Output Voltage 0 to 270 V. Max. current 9 Amps. New and guaranteed. P.P. 12/6. £15 0 0

General Radio Variable Auto-transformers model 200CU. Rating 0.86kVA. Input Voltage 115 V. Output Voltage 0 to 135 V. Rated Current 5 Amps. New and guaranteed. P.P. 7/6. £5 10 0



ARMATURE DROP TESTERS

(Ex A.M.)

Ref. 5G/549)

For testing Motor and Generator Armatures, max. dia. of commutator approx. 4in.; max. overall dia. 7in.; max. length approx. 15in. PRICE £5/10/- . Packing and carriage 15/-.

SPARES FOR AR-88D RECEIVERS.

I.F. Coils, 12/6 each; Set of four, 40/- . I.F. Crystal Load Transformers, 12/6 each. Dial Windows, 15/- each. Main Tuning Dials, 10/-; Knobs, Large—4/-; medium and small—2/-; Flexible Couplings 2/- each. Filter Capacitors 50/- each.

INSULATION TESTERS

Record "Minor" 500 V. Insulation Tester, complete with leather case. £8 0 0

Evershed Series 1 Megger Insulation Tester, 500 volts, 40 megohms. £25 0 0

Evershed Series 1 Megger Insulation Tester, 1,000 volts, 100 megohms, from. £27 10 0

Evershed Series 1 Megger Insulation Tester, 1,000 volts, 100 megohms, complete with Decade Box, all brand new. £60 0 0

Evershed Series 2, 500 volt Megger Insulation Tester in leather carrying case—now reduced to. £17 10 0

Evershed Bridge Megger, 1,000 V. £55 0 0

Leather cases for Evershed "Wee" Meggers 15 0

All above are fully guaranteed for six months.

FREQUENCY METERS. BC-221, 125 kc/s. to 20 mc/s.; LM Series, 125 or 195 kc/s to 20 mc/s.; TS-174, 20-280 mc/s.; TS-175, 80-1,000 mc/s.; LR-1 Standard Frequency Meter, 160 kc/s. to 60 mc/s. Details and prices on application.

POWER UNITS TYPE 234A

A.C. mains operation 230 V. Output tapped at 180 to 270 V. D.C. at 80 mA., and 6.3 V. 4 Amps. A.C. Brand new. P.P. 10/- £2 19 6

SIGNAL GENERATORS

MARCONI "STANDARD" TF-144G SIGNAL GENERATORS, 85 kc/s to 25 mc/s. output 1 μ V to 1 V. Fully overhauled and guaranteed, complete with mains lead and output lead. £85 0 0

GENERAL RADIO 605B SIGNAL GENERATOR, 9.5 kc/s to 30 mc/s; output 0.5 μ V to 0.1 V. and fixed output 1 V. Fully overhauled and guaranteed, complete with mains lead and output lead. £65 0 0

MARCONI TF-390G SIGNAL GENERATOR. Range 16-150 mc/s. Output 0.1 μ V to 0.1 V. Fully overhauled and guaranteed, complete with 3/14 ohms terminating unit, instruction manual and calibration charts £25 0 0

GENERAL RADIO/FEDERAL RADIO 804 SIGNAL GENERATORS. Range 7.5 to 330 mc/s; output 1 μ V to 20 mV. Fully overhauled and guaranteed, with Mains and Output Leads £65 0 0

RCA TYPE 710A SIGNAL GENERATOR, Range 370 to 560 mc/s; output 1 μ V to 90 mV. Fully overhauled and guaranteed, complete with output cable, frequency correction charts and attenuator calibration charts. £45 0 0

SULLIVAN CAPACITANCE BRIDGE.

Range 0 to 35 mmF. £32 0 0

Range 0 to 65 mmF. £37 0 0

BENDIX MN-20 ROTATABLE LOOPS, for use with Bendix RDF Equipment. Brand new. P.P. 7/6. £2 0 0

14 V. DYNAMOTORS. Output 250 V. at 60 mA., for Command Receivers. Perfect for running a Radio Set or a Shaver from your car battery. P.P. 2/6. £2 15 0

METERS, TESTING No. 1. Portable D.C. Multimeter for use with an external battery. Range 0 to 5,000 and 0 to 500 ohms; 0 to 1.5 v., 0 to 3 V. and 0 to 60 mA. P.P. 2/6. £ 9 6

Large stock of American Cannon, Amphenol and Hubbell Connectors. Please write for complete stock list.

Wireless World Classified Advertisements

Rate 7/- for 2 lines or less and 3/6 for every additional one or part thereof, average lines 6 words. Box Numbers 2 words plus 1/- (Address replies: Box 000 c/o "Wireless World" Dorset House, Stamford St., London, S.E.1.) Trade discount details available on application. Press Day April 1959 issue, Thursday, February 26th. No responsibility accepted for errors.

WARNING

Readers are warned that Government surplus components and valves which may be offered for sale through our displayed or classified columns carry no manufacturers' guarantee. Many of these items will have been designed for special purposes making them unsuitable for civilian use, or may have deteriorated as a result of the conditions under which they have been stored. We cannot undertake to deal with any complaints regarding any such items purchased.

RECEIVERS AND AMPLIFIERS SURPLUS AND SECONDHAND

AM/FM stereo chassis, 6w output, only £20. —Bel Sound Products, Marlborough Yard, N.19. [0182]

S.27 Hallicrafter rec. covers, 27mc/s to 150mc/s, in three bands; £25.—Bowes Park 4030 (London). [8335]

EDDYSTONE 770R communications receiver (19-165 Mc/s); brand new condition; cost new over £250; what offers?—Box 1426. [8322]

HRO Rx's, etc., AR88, CR100, BRT400, G209, 8640, etc., etc. in stock.—R. T. & I. Service, Ashville Old Hall, Ashville Rd., London, E.11. Ley. 4986. [0055]

TV RECEIVERS AND AMPLIFIERS—SURPLUS AND SECONDHAND

FOR all radio and gram. requirements, also loudspeakers, headphones and mikes, etc., s.a.c. for lists to—R. E. King, 54, Longmoor Rd., Liphook, Hants. [8346]

PHILIPS 17in projection televisions available, as taken in part exchange, complete, but not guaranteed; £9/15, originally £92-£120 each.—Tomlins, 127, Brockley Rise, Forest Hill, S.E.23. [0343]

PROJECTION T/V, Philips model 1800, excellent order but needs EHT transformer, full length doors; £12 complete or optical unit, tube and screen £5.—Chattell, 40, High Street North, Dunstable. [8338]

TELEVISIONS needing attention, 9in-10in. T nearly all makes, 45/- each, carriage paid; 12in televisions, needing attention, £5/10; 15in, £9/10. write for list.—Tomlins, 127, Brockley Rise, Forest Hill, S.E.23. [0344]

LOUDSPEAKERS—SURPLUS AND SECONDHAND

LOWTHER PM2 unit in PW1 corner horn, finished polished mahogany veneer; as new.—Offers to Pinner 5590 or Box 1649. [8344]

DYNAMOS, MOTORS, ETC.—SURPLUS AND SECONDHAND

MERCURY arc rectifier, 400 v., 3-ph./400 or 200v., 9.5 A DC, £75; metal rectifier 400/415v or 200/240v, s.p., 200v 5 A DC, £35; both "Nevelin" exc. cond., also Rotary converters 1.5 and 3KW, 200/230v—230V, A.C. £25, resp.—35 Muggan, Ltd., 25, Brook Mews North, London, W.2. Pad. 5210. [8347]

TELEVISION special tel. rotary converter incorporating filter and smoothing unit, 24v D.C., 230/160 output, 200 watts, many of this type sold by me new £27/10, used but good, £10; carriage forward, Valradio television type converter, 220-240v, DC, to 230/1/60 new vibrator fitted, now working, AC television, £8; car. forward.

PEARCE, 66, Great Percy St., W.C.1. [8352]

TRANSMITTING EQUIPMENT—SURPLUS AND SECONDHAND

YACHT trans/rec, 8 valve transmitter, 0 to 180 metres, 6 valve receiver 85 to 1,800 metres, power packs and speaker; £25.—Bowes Park 4030 (London). [8336]

TEST EQUIPMENT—SURPLUS AND SECONDHAND

SIGNAL generators, oscilloscopes, output meters, valve voltmeters, frequency meters, multi-range meters, etc., etc. in stock. R. T. & I. Service, Ashville Old Hall, Ashville Rd., London, E.11. Ley. 4986. [0056]

EVERSHED Vignoles "Wee Megger," 250v with leather case and strap, good condition. £8; Evershed Vignoles "Varley," bridge megger and resistance tester, 500v, 0-100 megohms, incorporating 6 selector switches, megger section O.K., ohmmeter section needs slight adjustment. £12/10.

PEARCE, 66, Great Percy St., W.C.1. [8351]

COMPONENTS—SURPLUS AND SECONDHAND

ILLUSTRATED Catalogue No. 13 containing over 350 items of Government surplus and model radio control equipment, 2/2, refunded on purchase of goods; 2/6 overseas sea mail.—Arthur Sallis Radio Control, Ltd., Department W.W., 93, North Rd., Brighton. [0193]

insist on

Partridge



High Fidelity

Output Transformers

5-100 Watts



P6002
G.E.C.
80-50 Amplifier
Price 198/-

P5203
Mullard
20 watt Amplifier.
Price 95/-



P4014
C core version,
Mullard
10 watt Amplifier.
Price 98/6.



P4076
Baxandall
5 watt Amplifier.
Price 36/-

P4131
Mullard
10 watt Amplifier.
Price 60/-



TD5874,
"HFN"
Stereo Amplifier.
Price 52/6.

UNDOUBTEDLY THE BEST
... but cost no more!

Over 40 models are available from stock at prices from 36/-, rating 5-100 watts. Ask your local dealer or in case of difficulty write direct to us.

Partridge Transformers Ltd.,
Roebuck Road, Chessington, Surrey.

Phone: ELMbridge 6737-8.

COMPONENTS—SURPLUS AND SECONDHAND

MAGSLIPS at low prices, fully guaranteed, 3 in Resolver No. 5 (AP 10861), 50v, 50c/s, unused each in tin, 35/-, post 2/1; large stocks of these and other types.—P. B. Crawshaw, 94 Pixmore Way, Letchworth, Herts. Tel. 1851. [0087]

CATHODE ray tubes, used, but in good working order, with 3 months' full guarantee, Mullard and Mazda or equivalent types, 14in and 17in, at £4/10, plus 12/6 carr. and ins.; also other sizes and types available on application to:—B.H.P. Distributors (London), Ltd., 379, Staines Rd., Hounslow, Middx. Tel. Hou. 5144. [0170]

TRANSISTORS, red spot, 7/-; white spot, 10/-; yell./green, 7/3; yell./red, 15/-; OC71, 24/-; OC72, 30/-; OC45, 35/-; OC44, 40/-; Ediswan XA102 (8mc/s), 40/-; XA104 (4-6mc/s), 18/-; XA105 (2-4mc/s), 15/-; XB104 (L.F.) 10/-; Newmarket L.F. power types V15/10P, 20/-; V15/20P, 39/-; V15/30P, 48/-; V15/20Ip, 25/-; add postage.—Morco Experimental Supplies, 8-10, Granville St., Sheffield, 2. [8337]

NEW GRAMOPHONE AND SOUND EQUIPMENT

TAPE recorders, Ferrograph, Vortexion, Brenell, Telefunken, M.S.S. Truvox, and Refectograph.

TAPE decks, Wearite, Brenell, Truvox, Dulci Harting, Sonomag Adaptape (Collaro), 40/-.

AMPLIFIERS and turners, Leak, Quad, R.C.A., Dulci, Dynatron; microphones, Reslo, Accos, Philips, Labor, etc.

ALL tapes and accessories; audio service dept., and recording studio; hire-purchase facilities available.

LAMBDA RECORD Co. Ltd., 95, Liverpool Rd., Liverpool, 23, Great Crosby 4012. [7749]

OUR March recommendation, a Unlimixer, see p. 179, to go with the tape recorder you buy from us.—Sound News. [0151]

CINE-VOX disc recording mechanisms for L.P. or standard operation from 30gns-56gns; also complete tape/disc or direct channels from 50gns-112gns.

DEMONSTRATIONS can be arranged in London.—For full details write to K.T.S., Ltd., "Coplow," Park Rd., Braunton, N. Devon. Callers by appointment only. [0210]

GLASGOW.—Recorders bought, sold, exchanged, cameras, etc., exchanged for recorders or vice versa.—Victor Morris, 406, Argyle St., Glasgow, C.2. [0201]

"EROICA" RECORDING STUDIOS (Est. 1949)—Recorders (Stereo as required) by Ferrograph, series IV, etc., Brenell (MK V and the marvellous lightweight Three-Star); pocket 3-way mixer, £3 posted; installations for industry and the home; tape/disc, etc.—Recorder House, Peel St., Eccles, M.C. Eccles 1624. Director, Thurlow Smith, A.R.M.C.M. [0122]

GRAMOPHONE AND SOUND EQUIPMENT—SURPLUS AND SECONDHAND

UNIQUE opportunity.

COMPLETE tape and disc equipment, comprising: R.C.A. phonograph orthophonic high fidelity F.M. tuner, transcription turntable and variable reluctance pick-up, housed in bespoke contemporary polished walnut cabinet, together with 20-watt R.C.A. power amplifier, Brachmatic console tape recorder equipment complete with every facility, Reslo microphone with floor stand and custom-built speaker designed to match; the whole equipment comprising one complete unit.

CAN be seen working by appointment in the Midlands; cost over £500; for sale £250 o.n.o.—Tel. Northern 8091 or write Box 1306. [8363]

FERROGRAPH 3A/N, nearly new; £68; access. extra.—Box 1705. [0194]

M.S.S. disc recording dual channel studio equipment in excellent condition; seen Sussex. Details—Box 1650. [8345]

HI-FI equipment comprising speakers, tuners, amplifiers, tape deck, etc., in very good condition; list sent on request.—Buswell & Son, Rothwell, Northants. [8357]

"PYE HI-FI" table auto, record-changer with 3-station F.M. radio selector switch, twin speakers, condition and appearance as new; 30gns; cost 65gns.

PEARCE, 66 Great Percy St., W.C.1. [8350]

KLIPSCORN speaker, cost £150, as new; £100; Quad II amplifier and pre-amp, new, £30; one used £20; Ferrograph recorder, £60; hundreds books and hi-fi magazines cheap, Leclercs-Rich Recorder, £400; 100 tapes £1 each.—Box 1681. [8348]

ONLY from us! A famous stick mike normally 5gns, only £2/14; once again super tape bargain—Ferrograph Tapes, Fin Ferrograph spool, 1,200 ft., 27/8 each.—E. C. Kingsley & Co., 132 Tottenham Ct. Road, (Corner of Warren St.), London, W.1. Bus. 6500. [0320]

SOLDERING EQUIPMENT BY



PRECISION SOLDERING INSTRUMENTS for the ELECTRONICS INDUSTRY

- Comprehensive range
- Robust & Reliable
- Light weight
- Rapid heating
- Bit sizes 3/32in to 3/8in
- 'PERMABIT' or Copper bits
- All voltage ranges 6/7v to 230/250v
- Prices from 19/6

Illustrated is the 25w 3/16in replaceable bit model with safety shield.

British and Foreign Patents. Registered designs. Suppliers to H.M. and Foreign Governments. Agents throughout the world. Brochure No. S.5 sent free on request.

Sole proprietors and manufacturers:

LIGHT SOLDERING DEVELOPMENTS LTD.
106 George Street, Croydon, Surrey
Phone: CROYdon 8589 Grams: Litesold Croydon

- **AERIAL EQUIPMENT.** Poles, Masts, Dipoles, Yagi, and Microwave arrays. 1in. Dipoles to 150ft. Masts.
- **CABINETS AND RACKS.** 36in. to 96in. high, standard 19in. wide.
- **CONDENSERS** up to 10,000 mfd. and 50 kV.
- **FUSES.** Cartridge and E.S. ½ amp. to 600 amps.
- **INSULATORS.** 80 different patterns.
- **LOUDSPEAKERS** 3in. dia. to 50 watt Theatre Systems.
- **METERS** 2in. to 12in. dia. 120 different types.
- **POWER SUPPLIES.** Generators, Rectifiers, Vibrators, Inverters, Dynamotors from 2 volts 100 amps. to 36,000 v. ½ amp.
- **RECEIVERS.** 80 types available from 15 kc/s to 600 mc/s, including portable, D.F., Table Rack and Pedestal.
- **TEST GEAR,** American, over 100 different types, Meters, Calibrators, Signal Generators, etc.
- **TELEPHONE AND TELEGRAPH EQUIPMENT.** Single- and multi-channel apparatus, filters, switchboards, power supplies, perforators, printers.
- **TRANSFORMERS** Audio and Power, 200 types from 2 volts to 18,000 volts and up to 15 kVA.
- **TRANSMITTERS.** 60 different types from UF-1 Handle Talkie to G-50, 2,500 watts.

FULL LISTS OF OVER 1,000 DIFFERENT ITEMS AVAILABLE

All packing and shipping facilities

P. HARRIS ORGANFORD, DORSET

Telephone: LYCHETT MINSTER 212

TAPE RECORDING, ETC.

TAPE recorders for sale or hire.—Erlc Films, Ltd., 34/36, Oak End War. Gerrards Cross, Bucks. (Tel. Gerrards Cross 2908.)

EASYSPLICE magnetic tape splicer makes tape splicing easy, prov. patent, guaranteed; price 7/3.—Easysplice, 30, Lawrence Rd., Ealing. [8179]

RENDEZVOUS RECORDS offer comprehensive 78/LP tape to disc recording facilities.—Leaflet from 19, Blackfriars St., Manchester 3. [8168]

TAPE to disc service, brand new cutting equipment, all speeds, 45s-78s and L.P.s. satisfaction guaranteed; keenest prices; s.a.e. for full details.—Sunderland Sound Services, 28, Viewforth Terrace, Fulwell, Sunderland. Tel. 57032. [8282]

TAPE/DISC/TAPE/TRANSFER.—If quality and durability matter (especially with LPs) consult Britain's oldest full-time transfer service (1952 rates); delivery 3-5 days; our Unmixers will improve your quality.—Sound News, 10, Clifford St., London, W.1. Reg. 2745.

TAPE to disc recording; Microgroove LP from 27/6, 78 r.p.m. from 11/-, also 45 r.p.m.; 48-hour service; s.a.e. for comprehensive leaflet to.—A. D. Marsh, "Dero" Sound Service, Little Place, Moss Delph Lane, Aughton, Ormskirk, Lancs. Aughton Green 3102. [M8133]

CABINETS

C.Q.P. speaker cabinets and others; shop soiled, prototypes, reject finish, etc., from 55/- to 80/- new units available if required; see by appointment week-days to 6.30 p.m. or Saturday mornings.—Tel. Erf. 8262. 2, Sarnesfield Rd., Enfield, Middx. [8308]

VALVES

VALVE cartons by return at keen prices; send 1/- for all samples and list.—J. & A. Box-makers, 75a, Godwin St., Bradford, 1. [0172]

VALVES WANTED

SURPLUS valves wanted; please state quantity, condition and price.—Box 1698. [8356]

NEW valves wanted, any quantity, best cash price by return.—Stan Willetts, 43, Spon Lane, West Bromwich, Staffs. Tel. Wes. 2392.

ALL types of valves British or American, transmitting and receiving; keenest cash prices paid. What have you to offer?—Write or call Lowe Bros., 9a, Diana Place, Euston Rd., N.W.1. Tel. Euston 1636-7. [7848]

RADIO and F.V. valves wanted for cash; we purchase all types, large or small quantities; please give all details, including price required in first letter, or lot of under 50 may be sent in for our valuation.—Waltton's Wireless Stores, 46, 47, 48 and 49, Stafford St., Wolverhampton. [0102]

WANTED, EXCHANGE, ETC.

EX-GOVT. engine-driven generators 1,200/2,400 cycles output wanted.—Box 1114. [8286]

A PROMPT cash offer for your surplus brand new valves, speakers, components, test instruments, etc.—R.H.S., 155, Swan Arcade, Bradford 1. [0190]

WANTED all types of communications receivers and test equipment.—Details to R. T. & I. Service, Ashville Old Hall, Ashville Rd., London, E.11. Ley. 4986. [0163]

WANTED, coil winder for pile windings, 20-48 gauge wire.—R. Gillfillan & Co., Ltd., National Provincial Bank Chambers, 29, South St., Worthing, Sussex. Tel. Worthing 8719. [8334]

WANTED, BC610 Hallcrafters, ET.4356 transmitters, BC312 receivers, BC221 frequency meters and spare parts for all above; best cash prices.—P.C.A. Radio, Beaver Lane, Hammersmith, W.6. [0079]

URGENTLY wanted, manuals or instruction books, data, etc., on American or British Army, Navy or Air Force radio and electrical equipment.—Harris, 93, Wardour St., W.1 Gerrard 2504. [8235]

WANTED, good quality communication RYS tap; recorders, test equipment, domestic radios, record players, amplifiers, valves, components, etc., estb. 18 years.—Call, send or phone Ger. 4638, Miller's Radio, 38a, Newport Court, Leicester Sq., W.C.2. [7898]

PROMPT cash for the purchase of surplus stocks of televisions, tape recorders, radios, amplifiers and domestic electrical appliances of every description; substantial funds available.—Spears, 14, Watling St., Shudehill Manchester, Blackfriars 1916. Bankers: Midland Bank, Ltd. [0216]

REPAIRS AND SERVICE

MAINS transformers rewound, new transformers to any specification.
MOTOR rewinds and complete overhauls; first-class workmanship; fully guaranteed.
F.M. ELECTRIC Co., Ltd., Potters Bldgs., Warser Gate, Nottingham, Est. 1917. Tel. 54898.

TRANSFORMERS to any specification, Singles, rewinds, small or large batches; quick and efficient service, competitive prices, estimates by return or post, from:
MESSRS. Newman & Son, 1, Grove Crescent, South Woodford, E.18. [0330]

LONDON CENTRAL RADIO STORES

10 WAY PRESS BUTTON INTERCOM. TELEPHONES. 27.

VENNER TIME SWITCHES for switching on/off lighting and power. Reconditioned as new. In iron-cased cases, 10 amp. 75/-; 15 amp. 85/-; 20 amp. 25/5/-.

PHOTO-ELECTRIC CELLS, Type G816. These cells are the gas-filled type with caesium cathode. Made by Cintel. Minimum sensitivity 100µA at 100v working volts 100 D.C. or peak A.C. Projected cathode area 16 sq. cm. Suitable for 16 mm. Home Cinema Talkie equipment, Safety Device, Colour and Photo. Matching, Burglar Alarms, Automatic Counting, Door Opening, etc. 30/-.

TELEPHONE DIALS. 0-9. Suitable for inter-office and factory installations. With fixing mould, fitted with connecting tags. 21/-.

SYNCHRONOUS A.C. MOTORS (geared meter movements), 200/250 v. For models, etc. Approx. size 3 x 3 x 3in., weight 1lb. 10/-.

3-OHM P.M. SPEAKERS. In good working order. 10in. 27/6; 8in. 9/6; 6in. 9/6; 5in. 11/6.

WESTERN ELECTRIC EXTENDING TELEPHONE with single earpiece and headband, complete with screw-fixing table stand. Approx. 22in. extension. Brand new, boxed, 38/6.

AVO UNIVERSAL TEST METERS. Reconditioned as new. In perfect working order. Model 40 £10/10/-; Model Z £9/9/-.

ELECTRICITY SLOT METERS (1/- in slot), for A.C. mains. Fixed tariff to your requirements. Suitable for hotels, etc. 10 A. 84/-; 15 A. 94/-; 20 A. 104/-; Other amperages available. Reconditioned as new.

QUARTERLY ELECTRIC CHECK METERS. Reconditioned as new. 10 A. 42/6; 15 A. 52/6; 20 A. 57/6. Other amperages available.

MIRROR GALV'S. Instrument resistances, 190 ohm. External resistance 1,400 ohm. Sensitivity 2,200 M.M.S. NEW, in wooden transit box. Size 13 x 6 x 6in. £3/15/-.

VENNER 3-DAY CLOCKWORK TIME SWITCHES. 230 volts, 1 amp. 34 x 21 x 2 1/2in., with key and connecting socket, 27/6.

TUFNOL SHEETS. 1in. thick, 47 1/2in. x 47 1/2in., £2. 23in. x 16in. 7/6, 16in. x 16in. 5/- per sheet.

All prices include carriage.

23 LISLE ST. (GER. 2969) LONDON, W.C.2
Closed Thursday 1 p.m. Open all day Saturday

NEW G.E.C., S.T.C. AND "WESTALITE" SELENIUM RECTIFIERS. Largest L.T. range in Gt. Britain. **ONLY Makers' LATEST GOODS** supplied **NOT SURPLUS.** S.T. & C. E.H.T. K3/15, 5/-; K3/45, 9/4; K3/50, 9/10; K3/100, 16/8; all post 4d. extra.

BRIDGE CONNECTED FULL WAVE. 17 v. 1 a., 13/4; 1.5 a. 26/6; 3 a., 30/6; 4 a., 38/6; 5 a., 38/6, all post 6d. 33 v. 1 a., 22/9; 1.5 a. 45/-; 3 a. 54/-; 5 a., 60/-; all post 1/6. 54 v. 1 a., 33/-; 1.5 a. 62/-; 2 a. 74/-; 3 a. 74/-; 5 a. 97/-; 72 v. 1 a. 42/-; 1.5 a. 78/-; 2 a. 95/-; 3 a. 95/-; 5 a. 124/-; 100 v. 1 a. 61/-; 1.5 a. 112/-; 2 a. 134/-; 3 a. 134/-; 5 a. 180/-; all post 2/-.

BRIDGE CONNECTED WITH 7 1/2in. SQUARE COOLING FINNS 17 v. 6 a. 53/7; 10 a. 61/-; post 2/6.

BRIDGE CONNECTED HEAVY DUTY FUNNEL COOLED OR 7 1/2in. SQUARE COOLING FINNS. Both types, same price. 17 v. 20 a. 120/-; 30 a. 172/-; 50 a. 280/-; 33 v. 6 a. 89/-; 10 a. 102/-; 20 a. 202/6; 54 v. 6 a. 124/-; 10 a. 144/-; 72 v. 6 a. 160/-; 10 a. 186/-; 100 v. 6 a. 227/6; 10 a. 270/-; all post 3/-.

"WESTALITE" (BRIDGE) 12-15 v. D.C. 0.6 a. 12/-; 1.2 a. 30/-; 2 a. 32/6; 5 a. 37/6; 10 a. 64/6; 20 a. 117/6; 30 a. 171/-; 50 a. 278/-; 24 v. 1.2 a. 30/-; 5 a. 60/-; 10 a. 109/6; 20 a. 208/-; 36 v. 1.2 a. 47/6; 5 a. 82/6; 10 a. 154/6; 100 v. 1.2 a. 82/6; 2.5 a. 154/6; 5 a. 195/6; 10 a. 391/-; 170 v. 1.25 a. 135/-; 195 v. 1.25 a. 144/6. All post extra 1/6-3/6 E.H.T. Rects. 14D.134, 25/-; 36 E.H.T. 60 35/10; post 4d. 1 ma. AC/DC meter rects. 14/6.

"SALFORD" (BRIDGE). 6 and 12 v. D.C. 1 a. 7/6; 1.5-2 a. 8/6; 2.5 a. 11/9; 3 a. 14/9; 4.5 a. 16/6; 6 a. 23/6; 10 a. 34/-; 14 a. 42/-; 24 v. 1 a. 12/6; 1.5 a. 14/3; 2 a. 15/6; 3 a. 24/-; 4 a. 29/6; 6 a. 36/6; 10 a. 75/-; other sizes. Post, under 1d add 1/-, over 1d add 1/6.

Some Transformers now stocked.

Wholesale and Retail,

T. W. PEARCE

66 Great Percy Street, London, W.C.1
Off Pentonville Road, Between King's Cross and Angel

Gilson Transformers for Industrial Equipment

Comply with the requirements of standard specifications such as RCS214, BSS171, etc., as required. In addition they all possess the built in extra reliability that comes only from years of experience combined with the constant effort to maintain a high reputation.

GILSON U.L. OUTPUT TRANSFORMERS

Bring the same high standards to the high fidelity enthusiast.



8KΩA-A 40% taps 3, 8, 15 ohms secs.	6-6KΩA-A 40% taps 4 sec sections
WO 892 15 Watt	WO 866 30 to 50 Watt

Please write for information leaflets on the above.

R. F. GILSON LTD. Phone: WIM 5695
11a ST. GEDRGE'S RD., WIMBLEDON, S.W.19
Makers of HEAVY DUTY MAINS, NEON and FLUORESCENT LIGHTING TRANSFORMERS

REPAIRS AND SERVICE

WE undertake the manufacture of transformers singly or in quantities to any specification; all work guaranteed for 12 months.
LADBROKE Rewind Service, Ltd., 820a, Harrow Rd., London, N.W.10. Tel. Ladbroke 0914. [0222]

RENEW to stock your faulty speakers of all sizes pressure units, microphones, coils, fields and cone assemblies in cartons.—D. C. Boulton, 134, Thornton Rd., Bradford, 1. Telephone 22838. [0171]

MISCELLANEOUS

METALWORK, all types cabinets, chassis, racks, etc., to your own specification, capacity available for small milling and capstan work up to 1in bar.
PHILPOIT'S METAL WORKS, Ltd., Chapman St. Loughborough. [0208]

ELECTRICAL Appliances Actuators, all makes available. A.I.D., A.R.B. released two to three weeks, Commercial Ex. Stock. Contact: Stewart Aeronautical Supply Co., Ltd., Adastral House, Nutfield, Redhill, Surrey. Telephone: Redhill 5050. [8264]

PAINTS, CELLULOSE, ETC.

PANL, recognised for many years as the unique one-coat black crackle finish, brush applied, no baking; available by post in 1/8 pint cans at 5/9 from: G. A. Miller, 255, Nether St., London, N.3. [0260]

BUSINESS OPPORTUNITIES

ANY firm interested in the supply and installation of tape recording equipment in senior executive's office should write to Box 1570. [8333]

WORKING director required, with full technical knowledge of electrical retail trade, including Hi-Fi; small capital; excellent opportunity; Surbiton area.—Write Box 1685. [8361]

CAPACITY AVAILABLE

ASSEMBLY, wiring, testing, H.F. and V.H.F. Equipment. Encapsulation, metalwork, machine engraving. Suppliers to M.W.T., S.T.C., etc.
R.E.E. Telecommunications, Ltd., Crewkerne, Somerset. [8265]

ELECTRONIC assembly, coil winding and machining, A.I.D. approved.—Bel Sound Products, Marlborough Yard, London, N.9. Tel. Arc. 5078. [N0185]

MAGNETIC amplifiers, transducers, etc.—Tel. Clerkenwell 3695 with your development problems. Able Engineering, Ltd., 12, Singer St., E.C.2. [8295]

SITUATIONS VACANT

PROCESS Control and RADIO Telemetering.
A WELL-known Company requires an Engineer to specialise in the application of telemetering and data logging techniques in the field of process control. The candidate will be required to have a knowledge of teleprinter and radio technique, coding systems (both teleprinter and digital) and supervisory control methods. A knowledge of process control instrumentation would be a considerable advantage.
THE position will provide opportunities for an interesting and progressive career in the broad field of instrumentation and automatic control.

A DEGREE (or near equivalent) is desirable; Age should be about 26-35. The position is based in the London area but there will be journeys of short duration in the U.K. and abroad.
PLEASE write to Box 1686, quoting Ref. E.9697. [8353]

ELECTRONIC engineer.


APPLICATIONS are invited for the post of Electronic Engineer (Senior Technician grade) in the newly established Medical Research Council Neuropharmacology Research Group & the Medical School, Birmingham. The person appointed will be required to repair and maintain electrophysiological and to develop and construct electronic equipment for use in research projects. Starting salary will be dependent on qualifications and previous experience.—Applications, in writing, to The Director, Neuropharmacology Research Group, The Medical School, Birmingham, 15, from whom further particulars may be obtained. [8320]

ELECTRICAL Draughtsman.

PREFERABLY with O.N.C. and apprenticeship served; experimental work on machine tools, control gear, electro-mechanical assemblies, electronic test gear and related work; excellent training and prospects available with Europe's largest makers of gear-cutting machine tools; good conditions of employment, including non-contributory pension scheme.—Send full details, in confidence, of age, education, experience and present salary, to: W. E. Sykes, Ltd., Manor Works, Staines, Middlesex. [8362]

ASSOCIATED ELECTRONIC ENGINEERS, Ltd., have vacancy for designer experienced in design of small power and audio transformers.—Telephone Wordsworth 4474/5/6, or write 10, Dalston Gardens, Stanmore. [8343]

A BANDSPREAD SHORT-WAVE RECEIVER



BS125R. £46.10.0 (Plus £12.12.0 P.T. in U.K.)

A reliable, high performance semi-communications receiver with 6 bandspread ranges (11, 13, 16, 19, 25 and 31 metre bands) and 3 general coverage bands (15-43, 43-150, 190-550 metres). A tuned high gain R.F. stage and two I.F. stages ensure outstanding sensitivity and selectivity. The 10-watt push-pull output amplifier section, with independent bass and treble controls and high quality output transformer gives a high standard of reproduction which with the gram input provided is available for record reproduction as well.

An ALL-WAVE BAND RECEIVER WITH R.F. STAGE

RF125R. £37.10.0 (Plus £9.0.0. P.T. in U.K.)

This version of the 125 receiver is identical to that described above, except that coverage is continuous from 13 to 550 metres spread over 4 ranges and with the addition of the long waveband.

BANDSPREAD and R.F. STAGE TUNERS

Tuner-Control Unit versions of the above models, incorporating bass and treble and gain controls, and audio pre-amplification, are available for use with existing power amplifiers.

BS125T. £31.10.0 (Plus Purchase Tax in the United Kingdom)
RF125T. £22.10.0



The name ARMSTRONG is the registered trade mark of:-

ARMSTRONG WIRELESS & TELEVISION CO. LTD.
Warlters Road, London, N.7
Telephone: NORTH 3213

BENSON'S
BBETTER
BARGAINS

RELAYS. 12/24 v. coil; 4 make, 4 break contacts (10 amp. rated) by Magnetic Devices, 7/6. U.S.A. Semi-rotary action, DPDT heavy silver contacts; SPDT & SPST lesser contacts 0/12 volt, 7/6. SWITCHES, toggle, U.S.A., DPDT, 1/6. COMMAND RECEIVERS, brand new, 6 valves, med. wave (0.52-1.5 Mc/s), 97/6; used 82/6 (post 3/6). Conversion data & circ. to CAR RADIO, 1/6. I.F. STRIP 373, new, with valves, 37/6. VIBRATORS, Mallory G634C 12 v., 4-pin, 7/6. R.F. 27, good cond., 15/- (p.p. 3/6). DENAMOTORS (post 3/6); 12 v. to 250 v., 60 mA. and 6.3 v., 2.5 A., 11/8; 6 v. to 250 v., 60 mA., 12/6. METAL RECTIFIERS: 240 v., 100 mA., 4/-; 240 v., 30 mA., 3/6; 1,000 v., 30 mA., 7/6. CHOKES, L.F., 10H, 120 mA., Screened, 7/6; 5 H., 200 mA., 4/6. R1165B, new condition, tested, with handbook, 27/10/- (Rail 10/-). 803522 Modulation or Driver Trans., either 7/6. VARIOMETERS (19 set), new, 15/-. INDICATORS with C.R.T.'s VCR530 and VCR139A, 10 valves, etc., 50/- (rail 8/6). Single 6Hm. C.R.T., 10 valves 30/- (rail 7/6). CONVERTERS (ROTARY), 24 v. D.C. to 50 v. A.C. 4 A., 40/- (rail 7/6). No inserts; G.P.O. carbon, 2/6. EARPIECES, inserts, hal. armature type, 2/6. MORSE TRAINER SET with buzzer and key wired for 4 v. battery, 8/6. DRIVES: slow-motion Admiralty 200:1 ratio, scaled 0-100, 5/6. R1155 B.M. "N" type, new, 10/6. VIBRAPAK, 6 v. D.C. to 250 v., 60 mA., smoothed case, 22/6. 12 v. to 250 v., 60 mA., 20/- (p.p. 3/6). METERS, contain 2 separate microamp. movements and 2 neons, new, 8/6. Crossover needle, 1 mA. x2, 3/6. RESISTORS, vitreous, 4 1/2 watt, most values from 1 k to 100 k., each 9d. AMPLIFIERS (Turbo) with 27C5, 1/77 and 7Y4, 25/-. METERS, 2in. round face, U.W.A.D.S., 200, 500, 600 mA. each, 8/6; 1 mA., 17/6; 8 A., T.C. 6/-; 3 1/2 in. 1 mA. (40 ohm), scaled 0/5, 0/10, 0/15, 0/30, 55/-. VALVEHOLDERS, U.S.A. Octal, doz., 4/-. POTENTIOMETERS, 100 k. or 500 k., new, doz., 5/-. AERIAL MAST STAYS, 40ft., multi-strand toughened copper, cleated, 4/-. ACCUMULATORS 2v. 4AH 2 x 1 1/2 x 3 1/2 in. 7/6. CABLE, rubber-covered, 3, 4 or 7 core, 8d. yd. Preset w/w pots, 1k or 2k miniature, 1/3. Trimmers 2-12pf. air-spaced, ceramic, 1/3. RELAY UNITS with 7 "600" relays, one miniature and 2/6C4 valves, 25/- (p.p. 3/6).

LIST AND ENQUIRIES: S.A.E. please! Terms, C.W.O. Postage extra. Immediate despatch.
Callers and Post W. A. BENSON (WW)
136, Rathbone Road, Liverpool, 15. SEF 6853
Callers: SUPERADIO (Whitechapel) LTD.
116 Whitechapel, Liverpool, 2. ROY 1130

PRECISION SHEET METALWORK

We specialise in manufacturing of Chassis in all metals, large or small quantities to your own specifications

V. W. BEAMISH

Shardeloes Garage, Shardeloes Rd., New Cross, London, S.E.14
Telephone: TIDeway 4795



YOU are invited to apply for a copy of our 1959 illustrated brochure and price list which gives full details of our wide range of

QUARTZ CRYSTAL UNITS

which are renowned for their Accuracy & Reliability

The QUARTZ CRYSTAL Co. Ltd.

O.C.C. Works, Wellington Crescent, New Malden, Surrey. Telephone: Malden 0334 & 2988

SITUATIONS VACANT
RADIO and Television Design.

SENIOR Design Draughtsman required by well-known manufacturers in West London district, for mechanical design and development of radio and television receivers for mass production; this is a permanent position for the right man; the company operates a pensions-life assurance scheme.—Applicants are requested to write in strict confidence, giving details of age, experience, qualifications and salary required, to Box 1279. [8309]

UNITED OXFORD HOSPITALS.

MEDICAL Research Departments of the United Oxford Hospitals require an electronics engineer to maintain, service and modify radioactive counting equipment and to help in developing new apparatus and techniques. Experience in this field would be an advantage but it is not essential. INITIAL salary range £600 to £900, according to age, qualifications and experience. APPLICATIONS together with names of two referees to be sent to the Assistant Administrator, Churchill Hospital, within 14 days of the appearance of this advertisement. [8329]

TRANSMITTER Installation Engineers

ARE required by Pye, Limited, of Cambridge, to take charge of projects at home and abroad involving the installation and setting up of medium and high power transmitters of all types ranging from 550 kc/s to 1,000 Mc/s, together with associated equipment. IT is envisaged that the engineers appointed will either have experience of design and development of transmitters of 500 watts and upwards, or several years' operating experience at high power T.V. broadcast or communications stations. Successful candidates, who will have the opportunity to familiarise themselves with the equipment, should preferably be 25 to 30 years of age with technical qualifications equivalent to N.C. APPLICATIONS, quoting "TXE," should be addressed to the Chief Engineer, Pye, Limited, Cambridge. [8360]

THE INDEPENDENT TELEVISION AUTHORITY

INVITES applications for the appointment of Engineer in Charge at each of its medium power transmitting stations which are now being built at Mendlesham in Suffolk, Black Mountain near Belfast, and Dover, Kent. APPLICANTS must have electronic qualifications; a first-class knowledge of high frequency and of television engineering and must have gained practical experience of the detailed organisation and operation of a television transmitting station. THE successful applicants may be posted to one of the authorities existing medium power transmitting stations prior to taking up their permanent appointment at Mendlesham and Black Mountain in June/July and at Dover in October of this year. THE scale for this post is £1,155 to £1,865 per annum; a contributory pension scheme is in operation. APPLICATIONS stating age, experience and qualifications should be addressed to the Personnel Officer, 14, Princes Gate, London, S.W.7; quoting reference E/2. [8365]

SCUNTHORPE HOSPITAL MANAGEMENT COMMITTEE. LINCOLNSHIRE Radiotherapy Centre (50 beds) PHYSICS Laboratory Technician. DUTIES concerned with application of Physics to Medical problems, maintenance and service of electrical equipment including high voltage X-ray sets and electronic equipment used in radioactive isotope work. Educational qualifications Inter B.Sc. or ONC (Elect. Eng.) or equivalent but practical experience considered in lieu of other qualifications. Salary scale £495 to £625—35 hour week. Form of application from Group Secretary, War Memorial Hospital, Scunthorpe. [0321]

ROYAL AIRCRAFT ESTABLISHMENT, Farnborough, requires ELECTRONICS mechanics to serve as Research and development craftsmen. Rate of pay on entry 189/8 plus 10/- or 38/- merit lead, for 44-hour 5-day week. Rate reassessed within three months, any increase awarded will be back dated to date of entry. Prospects of advancement to higher rates of pay. Merit lead can rise to 70/- Two weeks (68 hours) paid annual leave. Paid sick leave scheme. APPLICATIONS giving full details of apprenticeship, training and experience, to Director, Royal Aircraft Establishment, Farnborough, Hants (WW). [8330]

SENIOR Design Draughtsman required for work in the Nuclear instrumentation field. APPLY in writing to the Chief Engineer, Nuclear Engineering Division, General Radio-logical, Ltd., 15-18, Clipstone Street, Great Portland Street, London, W.1. [8317]

RADIO Mechanic wanted for small repairs to W.W. Straight Six Set D.—6, Abingdon Rd., Kensington, W.8. Wes. 0347. [8315]

RADIO and television engineer required; good wages and conditions; apply, giving experience; near Exeter, Devon.—Box 1214. [8305]

ESTIMATOR.—Midland electronic manufacturer requires experienced estimator, able to work on own initiative.—Please write fully to Box 1587. [8341]

POST OFFICE LINE EQUIPMENT

TELEPRINTERS: Perforators, Reproformers, Auto Transmitters 5-unit system.
POWER SUPPLY RECTIFIERS: for Telegraph systems.
FILTERS: Filters Band-Pass cut-off frequencies from 300 cps to 112 kc/s.
SPARES AND ACCESSORIES OF ALL TYPES FOR LINE EQUIPMENT: Attenuators, Line Equalizer Units, Recording Bridges, Telegraph Relays, Spark Gap Protectors, Coils Inductance, Repeating, Retardation, SWITCHBOARDS: P.O. Mobile type AD-1240 (3-5-9), Universal Call 10-line, Magneto 10-line.
FIELD TELEPHONES: Types EE-8, D, F and L.
CARRIER TERMINALS AND REPEATERS: 1+1, 1+4, Speech & Duplex, Apparatus 2/4 Tone No. 6. Diversity Combining Units and spares of all types.

LOW POWER RADIO STATIONS—

(Ground use)
COLLINS 18Q SERIES 1 1/2 to 12 Mc/s RF output 25 watts. Power units for 12 v., 24 v., 115 v. D.C. and 115 v. and 230 v. A.C.
WIRELESS SET No. 19: 2-8 Mc/s and 235 Mc/s, all ancillary equipment and R.F. Amplifiers No. 2, Mk. 2.
WIRELESS SET No. 31: Manpack Walkie-Talkie 40-48 Mc/s.
WIRELESS SET No. 62: Lightweight Communication Set 1 1/2-10 Mc/s.
WIRELESS SET No. 88: Manpack or Truck Walkie-Talkie 40/42 Mc/s, 4 Channel.
SCR-193 40-75 watt output Radio Station 10W.

LOW POWER RADIO STATIONS—

(Airborne use)
SCR-522 4-Channel 100/156 Mc/s. complete with all operating and test equipment.
REBECCA DISTANCE MEASURING EQUIPMENT Mk. VIII.
SFB9X type 100-124 Mc/s, 118-135 Mc/s, 124-156 Mc/s.
RADIO COMPASS SCR-289G. All ancillaries and spares stocked in large quantities.
COMPONENTS: Capacitors, variable and fixed up to 2 mfd., at 10,000 volts. Transformers, Heavy Duty, Rectifier variants, Carbon Brushes, Magstrip Hunters, Ball-races, Potentiometers, Test Meters.
TRANSMITTERS Redion Type G12T—Output 2 kilowatts C.W. 800 watts phone Frequency coverage 100 Kc/s to 1,200 Kc/s in 4 bands. Operates from 230 volts 50 cycles supply. V.F.O. and crystal control with switch selection of 6 Spot Frequencies. Air Ministry Type T1500—Output 500 watts A1, A2 and A3. Frequency coverage 1,500 Kc/s to 20,000 Kc/s. Operates from 230 volts, 60 cycles supply.

R. GILFILLAN & CO. LTD.

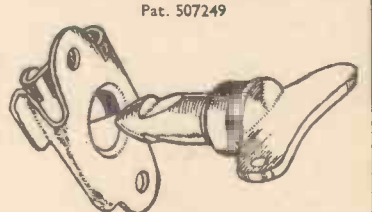
National Provincial Bank Chambers
20 South Street, Worthing, Sussex.
Tel.: Worthing 8719 and 30181.
Cables: "GIL WORTHING" "BENTLEY'S 2nd"

RADIO & TELEVISION COMPONENTS

We operate a prompt and efficient MAIL ORDER Service.

3d. stamp (only) for catalogue.
James H. Martin & Co. Finsthwaite, Newby-Bridge, Ulverston, Lancashire.

ODDIE FASTENERS




THE FASTENER WITH ENDLESS APPLICATIONS—SIMPLE—POSITIVE SELF-LOCKING. MADE IN A VARIETY OF TYPES AND SIZES. SPECIAL FASTENERS TO SUIT CUSTOMERS' REQUIREMENTS. WIDELY USED IN THE RADIO INDUSTRY

Illustrated brochure and other information will gladly be sent on request. DEPT. "W.W."

Oddie, Bradbury & Cull Ltd., Southampton
Tel.: 55883 Cables: Fasteners, Southampton

CABINETS

FOR ANY EQUIPMENT
—CABINETS TO YOUR—
SPECIFICATION



THE BUREAU



This popular bureau cabinet is veneered with the finest selected Walnut and beautifully polished in a medium shade. Designed to accommodate almost any of the many units we have available and to give generous storage compartments.

WALNUT £16.16.0
NATURAL OAK £18.18.0

THE SERENADE

Veneered with finest selected walnut, beautifully polished to a medium shade; this attractive cabinet has generous storage space, with board sliding out smoothly on metal rollers. Its cabinet can be fitted with any of the latest Hi-Fi Units

£13.19.6



THE CONTEMPORARY

This beautifully designed Contemporary Cabinet can be supplied in Oak, Walnut or Mahogany Veneer and has a waxed semi-matt finish.


This cabinet can be fitted with any of the latest Hi-Fi Units.

£11.15.0

THE CONTINENTAL

This elegant Cabinet is the latest in our range designed in the continental style, solidly constructed and finished in oak walnut or mahogany veneers. (Dark, medium or light, high gloss or satin finish available).

£29.10.0



THE REGENT



£22.10.0

This cabinet can accommodate almost any combination of Radio-Peaker Amplifier Control, Motor Units and Loudspeaker System. There is ample storage space. Available in finest walnut or mahogany veneer and polished. Has pneumatic lid stay and castors.

Write for our NEW 24 page fully illustrated catalogue of cabinets and details of our complete range of chassis, auto-changers, tape decks, speakers, etc., all available on easy terms.

LEWIS RADIO

120 GREEN LANES (Dept. WW39)
PALMERS GREEN, LONDON, N.13
(Near the Cock Tavern)
Telephone: BOWes Park 1195/6

SITUATIONS VACANT

PUBLIC address aluminum straight circular horn speakers, made to order and price—Radiovox, Ltd., Oxford Place, Leeds, 1. [8316]

SENIOR scientific officers (a): scientific officers (b). Pensionable posts for men and women in all major scientific fields, including physics, chemistry, biology, meteorology, mathematics. Specially needed are:—
PHYSICISTS for research in physical oceanography; determination of atomic constants from nuclear magnetic resonance, etc.; microwave studies; speech characteristics; computer design.

PHYSICIST-MATHEMATICIAN for Civil Defence problems.
MATHEMATICIAN for problems in the communications field.

GEOPHYSICIST (frequent overseas surveys).
INDUSTRIAL physicist.

CHEMISTS for research in organic and/or biochemistry for plant protection; reaction kinetics; radiation chemistry; modern analytical techniques (especially spectrography and chromatography).

BIOLOGISTS for taxonomy of invertebrate animals; fungus systematics; plant pathology; taxonomic botany (Pteridophyta); orchidology; palaeobotany.

ENGINEERS for research on road construction and traffic flow; wind pressures on buildings; application of servo-control to machine tools.

HANDWRITING expert for forensic science laboratory.

QUALIFICATIONS: normally first or second class honours degree in science, mathematics or engineering, or equivalent attainment; additionally, for (a) at least 3 years' relevant (e.g., post-graduate) experience. Normal age limit: (a) between 26 and 31, (b) between 21 and 28, with extension for regular Forces Service and Overseas Civil Service. London salaries (men): (a) £1,190-£1,410, (b) £635-£1,110; provision for starting pay above minimum. Promotion prospects. Write Civil Service Commission, 17, North Audley St. London, W.1, for application form, quoting (a) S53/59, (b) S52/59. [8331]

PERSONAL assistant required by owner of London retail radio and electrical business of good standing; congenial position and good prospects for capable conscientious person; state age and details of career.—Box 1687. [8354]

TELEVISION sales and service engineer, good position and prospects for keen man; old-established N.W. London Murphy dealer; driving experience essential; state age and details of experience.—Box 1688. [8355]

TELEVISION bench and field engineers required at all times for vacancies in most parts of the British Isles; permanent positions with highest salaries plus bonus for suitable applicants, 5½ day week.—Box 8489. [0251]

ENGINEER required with knowledge of design or production of T/V Time base components; senior post, excellent prospects; starting salary £1,000 p.a.—D.T.V. Windings, 138, Lewisham Way, S.E.14. Tideway 6666. [8321]

TECHNICAL authors required for electronics section; good salaries and prospects.—Written applications, with full details age, experience, etc., to Personnel Manager, Marshall Airport Works, Cambridge, quoting TA/2. [8324]

ENGINEERS for testing high-grade electronic prototype and calibrating test equipment required for working in developing laboratories 10 miles South West of London; salary approximately £875 per annum depending on qualifications; pension scheme.—Reply to Box 1503. [8314]

ELECTRICAL fitter (radio and TV) required; present rate of pay 4s 8½d per hour plus a productivity allowance of 8s 3d per week after one month's service; N.J.I.C. conditions.—Apply by letter to District Manager, Midlands Electricity Board, 18, Widemarsh St., Hereford. [8328]

DRAUGHTSMEN required for electronics section, previous experience in this field desirable but not essential; good salaries and prospects.—Written applications with full details age, experience, etc., to Personnel Manager, Marshall Airport Works, Cambridge, quoting D/E.2. [8325]

EXPERIENCED development engineers required for laboratory work connected with television wire broadcasting; qualifications to H.N.C. or final C. & G. standard.—Write, stating age, experience, and present salary to C.E. Dept., British Relay Wireless, Ltd., 397, Albany Rd., Camberwell, S.E.5. [8326]

ELECTRONIC Engineers are required by Siemens Edison Swan, Ltd., for applications, development and technical data work in connection with both large and small industrial and transmitting valves. Physics or Electrical Engineering Degree or H.N.C. Previous experience desirable.

THESE are progressive vacancies which have arisen due to the expansion of the Valve Engineering Laboratories, and conditions of employment are excellent. APPLY to the Group Personnel Officer, Siemens Edison Swan, Ltd., Cosmos Works, Brimsdown, Enfield, Middlesex. [8366]

stout hearts
for
amplifiers
made
to order



The heart of any amplifier is the output transformer. Savage of Devizes have been 'heart' specialists for over a quarter of a century—designing and constructing transformers to meet customers' individual needs.

No matter whether the circuit is new, calling for a specially designed prototype, or well tried requiring a conventional instrument of the first grade, Savage will produce it.



SAVAGE
TRANSFORMERS LTD.

NURSTEED ROAD
DEVIZES, WILTSHIRE

Telephone: Devizes 932

SELENIUM RECTIFIERS

40 ma. to 10 amp., 6 v. to 100 v. Bridge, H. Wave or P.P.

WITH OR WITHOUT HIGH-GRADE TRANSFORMER TO SUIT. These are new goods, best makes, not reconstructed Government surplus. Popular types, 6 v. 1 a., 4/-, 2 a., 7/6, 12 v. 2 a., 8/6, 12 v. 1 a., 7/6, 12 v. 3 a., 15/-, 6 a. alloy-finned type, 27/6, 24 v. 0.3 a., 9/-, 0.6 a., 12/6, 24 v. 1 a., 13/6, 2 a., 15/6, 24 v. 3 a., 21/-, 50 v. 1 a., 24/-, 50 v. 2 a., 42/-, 130 v. 300 ma. h. wave, 38/-, 250 v. 300 ma. do., 65/-, 110 v. 1 a. bidge., 48/-, 130 v. 80 ma. bidge., 21/-, Postage 9d. extra each.

CHARGER KITS



No. 1, a kit for 2 v., 6 v., 12 v., 3 amp. transformer, rectifier, all high-grade new parts, not rubbish, 52/6, unique convector housing for

same, as illust., 12/6, p.p. 3/-, ditto, but 2 amp., 43/-, same kit/6, p.p. 3/-.

Economy 12 v. 3 amp. kit, no ammeter needed, 34/6, p.p. 2/6, all with 12 months' guarantee.

CHAMPION PRODUCTS

43 UPLANDS WAY, LONDON, N.21
Telephone LAB 4457

THE "ZEPHYR" (W) 200/250 volts. SHADED POLE MOTOR

Precision built, 2,800 R.P.M. 25 watts. 2 1/2 in. wide (over fixing lug). 2 1/2 in. long. Shaft extension 1/2 in. Die-cast rotor, sturdy and SILENT. Ground and polished spindle (5/32 in. diam.).

Suitable for Fans, Extractors, Fan Heaters, Projector cooling, cupboard airing and all purposes where reliability, silence and freedom from radio and T.V. interference is essential.

Price 37/6 post free (motor only)

ACCESSORIES

Bakelite fan, 8 in. diam. 7/6. Metal fan, 4 in. diam. 5/-.

THE BESTFRIEND ELECTRICAL CO., LTD.

BANSTEAD, SURREY

F.H.P. motor manufacturers for 30 years.

Quantity enquiries invited.



PROVED

The finest method
for cleaning records
Already over 200,000 enthusiastic users

THE "Dust Bug" AUTOMATIC GRAMOPHONE RECORD CLEANER

PATENT APPLIED FOR

Price reduced to 17/6 (plus 7/- purchase tax)

from your local dealer or

CECIL E. WATTS LTD.

Consultant and Engineer (Sound Recording and Reproduction)
Darby House, SUNBURY-on-THAMES, MIDD

SITUATIONS VACANT

TECHNICAL writer required by company now extending its range of nuclear instruments; knowledge of electronics desirable; salary in accordance with experience; opportunity of advancement.—Apply Personnel Officer, Isotope Development, Ltd., Beenham Grange, Aldermaston, nr. Reading, Berks. [8310]

ELECTRONICS Technician, experienced, to assist with a large new national research project; initial salary approximately £650-£700 according to age, experience and qualifications.—Apply in writing giving full details to the Administrative Assistant, Physics Department, University, Edgbaston, Birmingham, 15. [8332]

PHYSICIST for development work on Ammonia Masers. Original work is now needed and provides an outstanding opportunity for a man with ability and drive. A good degree plus experience in vacuum physics and instrument development is essential. Salary at least £1,200 p.a. Write giving particulars to—Glass Developments, Ltd., Sudbourne Road, S.W.2. [8349]

TECHNICAL Writer; an interesting opening occurs for a qualified electronic engineer, man or woman, able to write clear, concise English; duties include preparation of sales literature, instruction manuals and technical articles on electronic laboratory instruments and industrial equipment.—Apply, if possible with samples of your work, to Personnel Officer, Airmec, Limited, High Wycombe, Bucks. [8359]

RADIO Technicians required by International Aeradio Ltd. for overseas service. Permanent and pensionable posts. Normally tax-free, inclusive salary in local currency varying with location, and additional marriage and child differentials. U.K. leave, free air passages and insurance. Kit allowance. Qualified candidates to whom replies will be sent in writing to Personnel Officer, 40, Park St., W.1. [0262]

OVERSEAS—Oil Exploration Company with world-wide seismic parties offers permanent career to electronic technicians; maintaining and operating field equipment; men prepared to accept responsibility and to live in camp conditions. Academic qualifications to B.N.C. or equivalent essential or genuine practical experience to this standard; liberal home leave.—Box 6478. [0331]

AN interesting job as a laboratory assistant is vacant in a research laboratory in very pleasant surroundings in Maidenhead. Applications are invited from young men who have completed their National Service and have reached the standard of Advanced level G.C.E. in Physics with some electronic experience, preferably in the field of micro waves. Applicants should give details of age, education and experience, and in the first instance write to Box 8981. [8184]

SALES manager is required by a large company operating in Commonwealth West Africa. He would be responsible for wholesale selling of radios and domestic electrical equipment. This is a most interesting job for a man who has the ambition to join an expanding company operating in a rapidly developing country. He must have an up-to-date technical knowledge of radios and be able to advise his customers on methods of sales and service.

STARTING salary will be £1,400 per year with additional allowances for a married man. Free furnished quarters, free passages, and a pension fund are some of the other facilities offered.

REPLY giving details of qualifications to Box No. 1218. [8307]

INSTRUCTORS required by Posts and Telegraph Department, Nigeria Federal Government on condition of 12/24 months' contract. In first instance, commencing salary according to experience in scales set out below, outfit allowance £60, gratuity at rate of £150 a year, free passages for officer and wife, assistance towards children's passages and grant up to £150 annually towards maintenance in U.K. liberal leave on full salary, established Civil Servants' pension rights may be preserved.

INSTRUCTOR Grade I (M2C/42120WF)—Candidates preferably under 40 years of age, should have had experience in the installation or maintenance of multi-channel radio telephone systems and be conversant with V.H.F. and F.M. techniques; they should have had at least 3 years teaching experience and possess C. & G. certs. in Telecomms, Principles III and Radio III or equiv.; salary scale (including Inducement Addition) £1,536 rising to £1,674 a year.

INSTRUCTOR GRADE II (M2C/50237WF)—Candidates, preferably under 35 years should possess C. & G. certs. or equiv. in Telecomms, subjects and have had recent teaching experience in Radio Communication; salary scale (including Inducement Addition) £1,170 rising to £1,488 a year.

WRITE to the Crown Agents, 4, Millbank, London, S.W.1. State age, name in block letters, full qualifications and experience and quote Ref. No. against post applied for. [8327]

VACANCIES for young men up to the age of 25 years, interested in cabling of railway telephone wires under modernisation plan, applicants must have attained G.C.E. standard in maths and English; five-day week superannuation fund, favourable travelling facilities.—Apply giving age, experience and qualifications to Signal Engineer, British Railways, Royal London House Extension, 22-25, Finsbury Square, London, E.C.2. [8340]

MARCH

NOW
FOR
YOUR
BEST
SOUND
CHOICE



What better time to come to Duode ownership than now? Many, many people who have already chosen Duode sound, often after long search and much hard experience, would answer with a very firm "long ago"! A lot of them write to tell us so, because they find so much joy and delight in Duode quality that they regret the time and money lost before.

There's no mystery about this Duode supremacy. It springs from the unique dual drive, built-in crossover, feedback, fabric cone with graded compliance, and individual care given to every unit. The result—wide range crystal clarity, NATURALNESS.

For that is Duode achievement—giving you the truth; the better the gear you use to feed a Duode, the more obvious its mastery of good sound becomes.

Send for details of the NEW 12D and 12E.

DUODE LTD.

24 Dingwall Road, Croydon,
Surrey

A. D. LOUDSPEAKER ENCLOSURES

FOR
GOODMANS WESTREX WHARFEDALE
JENSEN G·E·C· W·B· B·TH· B·B·C·

AMPLIFIER CONSOLE CABINETS
QUALITY AMPLIFIERS CHASSIS
LOUDSPEAKERS LP RECORDS

YOU CAN SEE YOUR CABINET BEING MADE IN OUR WORKSHOPS

Demonstrations Without Appointment Open till 5.30 Saturdays.

A. DAVIES & CO. (Cabinet Makers)

3 PARKHILL PLACE (off Parkhill Road),
LONDON, N.W.3. GULLIVER 5775

Few minutes walk Belsize Park Underground

DAMAGED METER?

Have it repaired by Glasers
Reduce overheads by having your damaged
Electrical Measuring Instruments repaired
by L. Glaser & Co. Ltd.

We specialise in the repair of all types and makes of Voltmeters, Ammeters, Microammeters, Multirange Test Meters, Electrical Thermometers. Recording Instruments, etc.

As contractors to various Government Departments, we are the leading Electrical Instrument Repairers in the Industry. For prompt estimate and speedy delivery send defective instrument by registered post, or write to Dept. WW.

L. GLASER & CO. LTD.
88-100, Aldersgate Street, London, E.C.1
Tel.: Monarch 6822

SOUTHERN RADIO'S SPECIAL BARGAINS

TRANSPARENT MAP CASES. Plastic. 14in. x 10 1/2in. Ideal for Maps, Display, etc., 5/6. **STAR IDENTIFIERS.** Type 1 A-N Covers both Hemispheres, 5/6. **CONTACTOR TIME SWITCHES.** 2 impulses per sec., in case, 11/6. **REMOTE CONTRACTOR.** For use with above, 7/6. **MORSE TAPPERS.** Midget type, 2/9; Standard, 3/6; Heavy type on base, 5/6. **ALL BRAND NEW. MORSE PRACTICE SET. TAPPER with BUZZER** on base. Complete with battery, 12/6. **BRAND NEW. MAGNETS.** Strong Bar type, 2 x 1/2in., 1/6 each. **PACKARD-BELL AMPLIFIERS.** Complete BRAND NEW, with valves, relay, etc., 17/6 each. **SPECIAL OFFER. 12 ASSORTED METERS.** Slightly damaged. Mainly broken cases. (perfect movements). Including 3 BRAND NEW Aircraft Instruments. 12 for 45/-.

SPECIAL OFFER

TRANSMITTER - RECEIVER TYPE 38 MK II

★ WALKIE-TALKIE ★



Complete in Metal Carrying Case. 9in. x 6 1/2in. x 4in. Weight 6lb. Frequency 7.3 to 9 Mc/s. Five valves. £12/6. Post paid.

These Tx-Rs are in NEW CONDITION, but owing to demand they are not tested by us and carry no guarantee, but should prove SERVICEABLE.

ATTACHMENTS for Type "38" Transmitters. ALL BRAND NEW: Headphones 15/6; Throat Microphones 4/6; Junction Boxes 2/6; Aerials, No. 1 2/6; No. 2 5/-; Webbing 4/-; Haversacks, 5/-; Valves—A.R.P.12 4/6; A.T.P.4 3/6; Set of FIVE VALVES 19/- the set.

OFFER No. 2: "38" as above, complete with set of external attachments, 42/6, post paid.

OFFER No. 3: Transmitter-Receiver "38" Mk. II. Brand new with complete set of external attachments including Webbing Haversacks and Valves 57/6, post paid. Fully guaranteed.

RESISTORS. 100 assorted useful values. New wire end 12/6. NEW.

CONDENSERS. 100 assorted Mica; Tubular, etc., 15/-, NEW.

LUBRA HOLE CUTTERS. Adjustable 3in. to 3 1/2in. For Metal Plastics, etc., 7/-.

QUARTZ CRYSTALS. Types F.T.241 and F.T.243. 2-pin, 3in. spacing. Frequencies between 5,675 kc/s and 8,650 kc/s. (F.T.243), 20 Mc/s and 38.8 Mc/s (F.T.241, 54th Harmonic) 4/- each. ALL BRAND NEW, TWELVE ASSORTED CRYSTALS, 45/-.

HOLDERS for both types 1/- each. Customers ordering 12 crystals can be supplied with lists of frequencies available for their choice.

TRANSCEIVERS. Type "18" Mark III Two Units (Receiver and Sender). Six valves, Micro-ammeter, etc., in Metal Case, untested, without guarantee but COMPLETE, £218/6.

ATTACHMENTS for "18" Transceivers. ALL BRAND NEW. Headphones 15/6; Hand Microphone 12/6; Aerials 5/-; Set of 6 Valves 30/-.

T154 TRANSMITTERS. Complete in transit case. New condition, £215/-.

RECORDING BLANKS. Brand new. "Emidisc." Ready for cutting. 13in. 6/- each, or 15 complete in metal case £4.

Post or carr. extra. Full list Radio Books, etc., 3d. **SOUTHERN RADIO SUPPLY, LTD.**

11, LITTLE NEWPORT STREET, LONDON, W.C.2. GERard 6653.

SITUATIONS VACANT

THE LONDON HOSPITAL, requires young man to assist with maintenance and construction of electronic apparatus in the department of Electroencephalography; previous experience in this field is not necessary but familiarity with electronic techniques is essential; starting salary according to age and experience scale £220-£344 p.a. continue study is encouraged and facilities will be provided for this; closing date for applications March 7th.—Apply to House Governor, The London Hospital, Whitechapel, E.1. [8364]

THE Queen's University of Belfast.—The Senate of The Queen's University of Belfast invites applications for a lectureship in Light Electrical Engineering from 1st October, 1959, experience in semi-conductor applications or electronic computers would be an advantage, but is not a necessary qualification; salary range £900 to £1,650 plus contributory pension rights under the F.S.S.U.; initial placing at any point on the salary scale will depend on qualifications and experience; applications should be received by 31st March, 1959.—Further particulars may be obtained from G. R. Cowie, M.A., LL.B., J.P., Secretary. [8342]

INSTRUMENT technicians.—Interesting opportunities exist in an expanding department of A. V. Roe & Co., Ltd., Woodford, Cheshire, for versatile technicians to work on prototype electronic equipment; practical experience of instrument construction and electronic wiring, together with the ability to work the minimum of information is essential; O.N.C. standard desirable but secondary to experience; salary in accordance with qualifications and experience.—Apply, quoting reference number WRD/SPT/R.19/W, to Mr. W. Clover, A. V. Roe & Co., Ltd., Woodford, Cheshire. [8312]

ELECTRICAL component manufacturers require man with university or similar qualifications in physics and chemistry to undertake laboratory and factory investigations of resistor manufacture; development experience in light engineering field would be a considerable advantage; the work is essentially practical and applicants with suitable experience but lower academic qualifications would also be considered; salary according to qualifications and experience.—Apply to the Personnel Officer, Painton & Co. Ltd., Bembridge Drive, Kings-thorpe, Northampton. [8311]

FOREMAN required for small, but expanding electronic assembly shop by British Insulated Callender's Cables, Ltd., for their Shepherd's Bush research laboratories. The successful applicant will be required to supervise the manufacture of complete electronic instruments from circuit diagrams and by discussion with the development engineers. Eventual transfer to the permanent and pensionable staff will be considered for the right applicant.—Applications, giving details of age, qualifications and experience should be made to the Personnel Officer, B.I.C.C., Ltd., 38, Wood Lane, London, W.12. [8323]

PATENT Examiners and Patent Officers. Pensionable posts for men or women for scientific, technical and legal work on Patent applications. Age at least 21 and under 28, with extension for regular Forces Service and Overseas Civil Service. Qualifications: normally first or second class honours degree in physics, chemistry, engineering or mathematics, or equivalent attainment, or professional qualification, e.g. A.M.I.C.E., A.M.I.Mech.E., A.M.I.E.E., A.R.I.C. London salary (men) £655-£1,410, promotion for starting pay above minimum. Promotion prospects. Write—Civil Service Commission, 17, North Audley Street, London, W.1. for application form, quoting S128/59. [8318]

SIGNALS Officer required by Government of Sierra Leone, Civil Aviation Department, on contract for 24 months of 13-24 months in first instance salary (including inducement addition) according to age and experience in scale £1,574 rising to £1,666 a year; gratuity at rate of 15% of total salary drawn during contract; outfit allowance £60, free passages for officer, wife and 3 children under 18 years; children's allowance £48 to £288; liberal leave. Candidates should be experienced in MF, HF, VHF, VHF/DF and ancillary equipment, possess 1st-class P.M.G. cert. or equivalent and have ability to control and train staff and organise traffic schedules. C & G Cert. in Radio preferred and knowledge of Decca ground weather radar equipment (Type 41) an advantage.—Write to the Crown Agents, 4, Millbank, London, S.W.1. State age, name in block letters, full qualifications and experience and quote M2C/50499/WF. [8358]

SIGNAL Technician required by Kenya Government Police Force on agreement for period of 24-45 months in first instance with prospect of permanency. Commencing salary according to age and experience in scale (including Inducement Pay) £813 rising to £1,341 a year. Outfit allowance £40. Free passages for officer and wife and assistance towards cost of children's passages. Liberal leave on full salary. Candidates preferably not over 40 years of age, must have wide knowledge of installation, running and maintenance of H.F. communication equipment, fixed and mobile V.H.F. equipment and installation and maintenance of ancillary equipment. Experience with V.H.F. multi-channel equipment, tele-printers or facsimile equipment would be an advantage. Write to the Crown Agents, 4, Millbank, London, S.W.1. State age, name in block letters, full qualifications and experience and quote M2C/50288/WF. [8319]



ELECTRONIC COMPONENTS DISTRIBUTORS FOR OVER 25 YEARS

FOUR-SIDED BLANK CHASSIS

Made in our own works from commercial quality half-hard aluminium of 16 s.w.g. thickness these chassis will carry components of considerable weight and normally require no corner strengthening.

We are now able to supply same day any size of chassis in 1/2in. steps up to 17in. Depths 1", 1 1/4", 1 1/2", 1 3/4", 2", 2 1/4", 2 1/2", 2 3/4", 3", at the following rates:—
48 sq. in. 4/- 176 sq. in. 8/- 304 sq. in. 12/-
80 sq. in. 5/- 208 sq. in. 9/- 336 sq. in. 13/-
112 sq. in. 6/- 240 sq. in. 10/- 368 sq. in. 14/-
144 sq. in. 7/- 272 sq. in. 11/- and pro. rate.

Post 1/3 Post 1/6 Post 1/9
(*Length plus twice depth x width plus twice depth.)
1/2in. flanges on two sides (inside or outside) 1/6 extra.
Soldered corners (new process) 2/- extra.
Panels any size up to 3ft. at 4/6 sq. ft. (sq. in. x id.).

Full particulars on request.

Close Tolerance Wax-protected Silver Mica CAPACITORS

Values stock (pF)—
5 22 47 75 130 180 270 370 515 635 815 3000
10 25 50 80 135 200 280 386 537 670 820 3300
11 27 56 82 140 220 300 400 540 1800 3500
13 28 60 100 145 225 316 410 550 703 1500 4000
18 30 65 110 150 230 330 450 600 710 2000 4700
18 33 68 120 160 245 340 470 600 750 2200 5000
20 40 70 125 175 250 350 500 603 800 2500
Tot. up to 33pF, 1 pF., over 33pF, 1 per cent.

PRICES: 5-300 pF., 9d.; 316-820 pF., 10d.; 1,000-2,500 pF., 1/3; 3,000-5,000 pF., 1/6.

Special (limited number only), 0.1 mfd. 1%, 12/-.

"HIGH STABILITY RESISTORS. "T.L.L." 1/2-watt 10% tol., 5-year guarantee. Full "preferred value" range, 12Ω to 10MΩ, 6d. each. Pairs matched to within 2%, 3/- pair.

"SURPLUS STOCKS, various makes:—5% 2% 1% 1/2-watt 71d. 10d. 1/3 1/2-watt 9d. 1/- 1/6 1-watt 101d. 1/3 1/9

"ELECTROVOICE" guaranteed TRANSFORMERS AND CHOKES. Individually tested. Fully shrouded. Used by leading laboratories. 86 types in stock.

"C" CORE 20 W. OUTPUT TRANSFORMERS. 200 Ultra-linear, type D84, 6,000Ω A-A 4-section 95Ω Sec. giving .35, 3.75, 7.5 and 15Ω O/P, £5/10/-.

The highly successful COOPER-SMITH HI-FI AMPLIFIERS (See p. 118, Dec. issue)

MODEL B.P.1.
A better 10 watt outfit at lower cost.
Main Amplifier Kit 12 gns. Built £14.17.0
Control Unit Kit £8.3.0. Built £11.3.0

THE 'PRODIGY'
For the smaller room or bank balance.
Kit £13.7.6 complete. Built 16 gns.

Full stage-by-stage constructional details, with price lists, etc., for either amplifier 2/8 post free.

11IN. BROWN KNOBS (3/4in. shaft), domed front, 6d. each, 5/- doz.

B9A MOULDED VALVE HOLDERS, with 2in. screen, 1/3 each, 12/- doz.

MANSBRIDGE CAPACITORS. 200 V. D.C. wkg. Suitable for crossover units, etc. .5 mF, 4d. each; 1 mF, 6d. each; 4 mF, 9d. each.

GENERAL PURPOSE LOW VOLTAGE TRANSFORMERS. Mains input 200-230-250 V. Outputs 3, 4, 5, 6, 8, 9, 10, 12, 15, 18, 24 and 30 V. at 2 A. 22/6.

POWER TRANSFORMERS. 300-0-300 V. 100 mA. 6.3 V. at 3.5 A., 5 V. at 2 A. Mains input 200-230-240 V. 27/6.

20 WATT AUTO TRANSFORMERS. 105-115-120-210-230-240 V. 5/6.

FILAMENT TRANSFORMERS. 6.3 V. 3 A. 10/-.

MINIATURE MAINS TRANSFORMER. Pri. 0-200-220-240 V. Secs. 250 v. 40 mA., 6.3 v. 1.5 amp. Stack size 2 1/2 x 1 1/2 in., 10/6.

BELLING-LEE L430 PROTECTIVE SWITCHES. 3 amp., 1/3.

T.C.C. VIBRONOL CATHODE RAY CONDENSERS. 0.1 mfd. 12.5 kv. type CP57V0, 4/6.

LOUDSPEAKER FABRIC. Brown with gold thread, 2/6 per sq. ft.

DARK MAROON SPEAKER GRILLES. Moulded plastic, 7 1/2 x 4 1/2 in., 1/6 each.

Please add approx. cost of postage. *Lists available.
H. L. SMITH & CO. LTD
287/289 EDGWARE ROAD, LONDON, W.2
Telephone Paddington 5891

WORLD FAMOUS TELEPHONES F-Type




IN ATTRACTIVE CASE
The best portable telephone ever made. With a range of up to 5 miles. Is ideal for FACTORIES, BUILDING SITES, FARMS, CIVIL ENGINEERING PROJECTS, OUTSIDE BROADCAST UNITS AND OFFICES.
2 perfect sets in individual carrying cases, complete with long life batteries, bells, ringer and 100ft. telephone cable.

£7.10.0 per pair Carr. (G.B.) 9/6

DON Mk. V TELEPHONES

Five remaining, complete with 100ft. telephone cable £5/1/- per pr. Carr. (G.B.) 9/6.
D3 STRANDED TELEPHONE CABLE, NEW. Mile drum, 85/- Carr. 17/6.

AERIAL MASTS
IMPROVED TYPE 50 MK. II
36ft. HIGH



Kits comprise—6 2 1/2 in. dia. Tubular Steel Sections of 6ft. length, top-section and base, Pickets, Guys and Fittings.
YOU can purchase this normally expensive MAST for a fraction of its cost. Please add £1 for (returnable) wooden carrying case. The MAST is particularly suitable to take aerials for Tx. Rx., F.M. and T.V. (especially COMMERCIAL) and has many other uses. Extra 6ft. sections can be supplied at 17/6 per section.

£8.10.0 only (Carr 15/6)

U.S.A.-Type 45ft. TELECOM AERIAL MAST. (7 sections, 6ft. 8in. x 2in. guys, etc.) This entirely complete set in carrying case 12 1/2 Gns. Carr. 17/6. Or 2 sets for £25. Carr. extra. British Manufacture only.

ARMY TYPE 32ft. MASTS similar to above but 10 in. screw-sections, suitable for permanent lightweight installation. Kit in canvas bag, £5/10/- Carriage 12/6.

TELEPRINTER EQUIPMENT
CREED (BRITISH)
Reperforators Type 7 TR/3 & Complete Teleprinters 7B.



MICRO SWITCHES
BURGESS
BRAND NEW
MINISTRY
RELEASE

MK. 4 BR
METAL BODY
UNIVERSAL
CONTACT
(A.M. Ref. 6C/4098)

78/- PER DOZ. (quantity) **£25** PER 100
Compare this remarkable almost half-price offer with manufacturer's prices.

RELAYS MINIATURE SEALED SIEMENS' TYPE

High Speed Single change-over

H96A, 2.2Ω + 2.2Ω	15/6
H96B, 50Ω + 50Ω	17/6
H96C, 145Ω + 145Ω	18/6
H96D, 500Ω + 500Ω	22/6
H96E, 1,700Ω + 1,700Ω	25/-

SPECIAL QUOTATIONS ON QUANTITY & EXPORT ENQUIRIES
HATTER & DAVIS (RELAYS) LTD.
2, IRONGATE WHARF ROAD, PRAED ST., LONDON, W.2.
PAD 2231/2/3

SITUATIONS VACANT

TECHNICAL OFFICERS required by Kenya Government Broadcasting Department, on contract for one tour of 24-45 months in first instance, commencing salary according to qualifications and experience by scale (including Inducement Pay) £1,036 per year to £1,341 a year, gratuity at rate of 13 1/4% of total salary drawn during contract; outfit allowance £40, free passages for officer and wife and assistance towards cost of children's passages; liberal leave on full salary; candidates, between 30 and 45 years of age, must have had considerable practical experience in the operation and maintenance of High Power medium and short wave transmitters and associated equipment or of modern Broadcasting Studio apparatus including tape and disc recorders and line equipment; they should preferably be graduates of a recognised radio or electrical institution and/or possess appropriate C. and G. Certs.—Write to the Crown Agents, 4, Millbank, London, S.W.1. State age, name in block letters, full qualifications and experience and quote M2C/50467/WP.

TECHNICAL TRAINING

BRIT.I.R.E. and City and Guilds Examinations in Telecoms, Radio Amateurs and Radio Servicing (R.T.E.B.).—Learn at home from world-famous International Correspondence Schools, 71, Kingsway (Dept. 442A), London, W.C.2. 10359

CITY & GUILDS (electrical, etc.) on "No Pass—No Fee" terms; over 95% successes.—For details of modern courses in all branches of electrical engineering, applied electronics, automation, etc., send for our 148-page Handbook—free and post free.—B.I.E.T. (Dept. 388A), 29, Wright's Lane, London, W.3. 10017

TUITION

FULL-TIME courses for P.M.G. Certificates, C.G.L.I. Telecommunications and Radar Maintenance Certificates.—Information from College of Technology, Hull. 0111

WIRELESS.—See the world as a radio officer in the Merchant Navy; short training period, low fees, scholarships, etc., available; boarding and day students; stipend for prospectus.—Wireless College, Colwyn Bay. 10018

ALL examinations easier to pass by I.O.S. home-study methods. A.M.Brit.I.R.E., C. & G. Telecoms, P.M.G. Cert. in Wireless, Telegraphy, Radio and TV Servicing, etc.—Write for free prospectus: International Correspondence Schools, 71, Kingsway (Dept. 442A), London, W.C.2. 10053

LEARN-AS-YOU-BUILD course in basic radio, electronic and electrical theory with practical training building a 4-valve TRF and 5-valve superhet radio receiver; signal generator and high-quality multi-tester; write for free book.—International Correspondence Schools, 71, Kingsway (Dept. 442), London, W.C.2.

A.M.I.Mech.E., A.M.Brit.I.R.E., City & Guilds, G.C.E., etc. bring high pay and security; "No Pass—No Fee" terms; over 95% successes.—For details of exams and courses in all branches of engineering, building, electronics, etc., write for 148-page Handbook—free.—B.I.E.T. (Dept. 387B), 29, Wright's Lane, London, W.3. 0118

T/V and Radio—A.M.Brit.I.R.E., City and Guilds, R.T.E.B. Cert., etc., on "No Pass—No Fee" terms; over 95% successes.—For details of exams and home training courses (including practical apparatus) in all branches of radio, T/V and electronics, write for 148-page Handbook—free.—B.I.E.T. (Dept. 397A), 29, Wright's Lane, London, W.3. 0116

AUTOMATION. Authoritative courses are now available in Digital and Analogue Computer Technology, Applied Electronics, Data Processing and Instrumentation up to professional level by home study. Individual enrolment or industrial group scheme enrolments accepted. Syllabuses and prospectus sent on request. Write (Dept. S.E.11), E.M.I. Institutes School of Electronics, College House, Kensington, London, W.8. 0114

INCORPORATED Practical Radio Engineers home study courses of radio and TV engineering are recognised by the trade as outstanding and authoritative; moderate fees to a limited number of students only; syllabus of instructional text is free; the Practical Radio Engineer, journal, sample only 2/-; 6,000 alignment peaks for superhets 5/9; membership and entry conditions booklet 1/-, all post free from the Secretary, I.P.R.E., 20, Fairfield Rd., London, N.8. 0008

BOOKS, INSTRUCTIONS, ETC.

"**WIRELESS WORLD**," June 1927-Dec. 1956, complete; offers.—Box 1278. 8306

RADIO, television, electronics books; television servicing 5/-, radio servicing 4/-; list free.—J. Palmer (W), 32, Neasden Lane, London, N.W.10. 0210

MATHS for Tels 1. 7/-; Maths for Tels 2. 5/-, Telecommunications (Principles) 1 and 2 in m.k.s. units, 0/6; Radio Reference covers every phase from elem. to advanced techniques, 25/-.—Riddiford, 384, Tilehurst Rd., Reading, Berks. 7988

BOOKS WANTED

WANTED, 1951 Inventor's Exhibition programme; £1 for 1st copy.—Copley, St. Ives, Hunts. 8513

75% OFF

S.T.C. RECTIFIER SUPPLY UNIT

Specification: A.C. input 100/260 volts 45/65 cycles D.C. output 24 volts at 10 amps. under tropical conditions (i.e. 131°F); but guaranteed of full meter current of 20 amps.
No.: 1 ZB 10234



RECTIFIER

All circuits fused and switched for full 20 amps. or 24 volts at 125/350/700 milliamps. (Circuit diagrams and instruction book supplied). Constructed in grey metal cabinet as illustrated the unit is 2ft. 8in. high x 2ft. long x 1ft. 3 1/2 in. deep, and weighs 14 1/2 lb. This unit was designed as a portable charging plant for use with S.O.S./T 3 channel telephone system. AS SUCH ARE IDEAL HEAVY DUTY L.T. SUPPLY UNITS for the electronics industry, research laboratories, schools, etc. Supplied Brand New at **£22-10-0** fraction of makers' price
Ex Warehouse.
Instructions and circuit diagrams, 10/- dep.

VARIAC TRANSFORMERS
Brand New



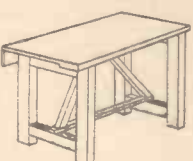
OUTPUT (2KVA) Completely Variable 0 to 270 Volts, 9 Amps.
INPUT 230 Volts, 50/60~

A SHROUDED FULLY VARIABLE TRANSFORMER FOR BENCH OR PANEL MOUNTING.

SIZE—APPROXIMATELY 8 1/2" CUBE.
WEIGHT—APPROXIMATELY 30 LB.
PRICE—RIDICULOUS—ONLY **£15.0.0** + 12/6d. CARRIAGE.

SUPPLIED NEW AND BOXED.

HATTER & DAVIS (RELAYS) LTD.
2 IRONGATE WHARF RD., PRAED ST., LONDON, W.2. PAD. 2231/2/3



WORK BENCHES
POWNALL

Blagdon Road, New Malden, Surrey.
MAL 4464

TRANSFORMERS FOR MULLARD 510 AND STEREOPHONIC AMPLIFIER

ALL TRANSFORMERS. Fully guaranteed. Shrouded. Upright mounting, interleaved and impregnated. Primaries on all mains Trains. 240-220-200; 0-10 v. 50 c/s.

T.101. For two 510 amps., low loading (6,000 ohm output trans.) 300-0-300 v., 150 mA., 6.3 v. 4 a. c.T., 6.3 v. 1 a., 34/-, P & P 2/6.

T.55. For 510 Amp and Tuner. 300-0-300 v., 120 mA. 6.3 v. 2.5 a.c.T., 6.3 v. 2.5 a., 6.3 v. 1 a., 32/-, P/P 2/6.

T.56. For 510 amp. 300-0-300 v. 100 mA., 6.3 v. 2.5 a.c.T., 6.3 v. 1 a., 27/-, P/P 2/6.

T.44. "510" Ultra Linear Output Trans. 8000 ohm. 43% tapings, 30/-, P/P 2/-.

T.100. "510" Low Loading Output Trans. 6000 ohms. (not Ultra Linear), 28/-, P/P 2/-.

SPECIAL OFFERS. T.44 and T.55, 59/-, P/P 3/6. ONE T.101 and TWO T.100's for Stereo Amplifier, 86/-, P/P 3/6.

"POWER-PAKS"

T. A. Trans. and Siemens contact cooled metal bridge rectifier delivers 270 volts D.C. 100 mA. and 6.3 v. c.T. 3 a., 32/-, Plus 2/- P/P.

T.B. Trans. and Siemens contact cooled metal bridge rectifier delivers 270 volts D.C. 60 mA. and 6.3 v. c.T. 2 a. 25/-, plus 2/- P/P.

SOUTHERN TECHNICAL SUPPLIES, 83 Station Road, Portslade, Sussex



TESTOSCOPE MAINS TESTER



For high and low voltage testing. Standard Model: range 100/850 volts A.C. or D.C. Dual Model: range 1/30 and 100/350 volts A.C. or D.C. Write for interesting leaflet 30F. Hints on Electrical Testing now available, 1/-, post free.

Runbaken
MANCHESTER 1

METERS

All types
Any make



Single and Multi-range repaired and recalibrated
Meters 2" to 6" supplied from stock.
Scaled to requirements.

E.I.R. INSTRUMENTS LTD.

329 Kilburn Lane, London, W.9

Tel.: LADbroke 4168

METERS



All types, British or foreign makes, single or multi-range, expertly repaired. Guaranteed workmanship.

7 DAY SERVICE

Meters modified and re-scaled. Prompt deliveries from stock, scaled to requirements.

R. B. HAWKINS & SONS

6 Constantine Road, Hampstead, N.W.3

FOR SALE

Large quantity of Radio Components for disposal, in small or large quantities. Cable and flexibles, condensers, rectifiers, resistors, screws, torches and bulbs, transformers, valves, volume controls, etc.

Enquiries invited from Retailers, Wholesalers and Manufacturers. Detailed list upon request.

A.E.L.,

91 Hampstead Road
London, N.W.1

G.P.O. SERVICE ENGINEERS' TOOL KITS containing 25 tools and test instruments. Brand new, £4 (Listed £12.) G.P.O. DESK TYPE TELEPHONES 30/-.

G.E.C. GRAM GAUGES for adjusting relays and springs 25/-, 1" DRILLS AND 7 ATTACHMENTS 27.

CONTROL UNITS for No. 19 SETS, 30/-, Power Supply Units for No. 19 Sets, 25/-.

KEEPGUARD BURGLAR ALARM SYSTEM. Full protection for under £5. SEND FOR LEAFLET.

K.E.P., ASHMEAD WORKS

ASHMEAD ROAD, LONDON, S.E.8

Bring professional quality within your scope with



UNIMIXER
Mixing units for the discerning tape recorder owner.

It can be used with every microphone supplied with current tape recorders. Duplicated inputs for low or high impedance. Price £9/9/-.

From H.F. stockists or from the manufacturers:

SOUND NEWS PRODUCTIONS
10 Clifford St., New Bond St., London, W.1. REG 2745

LEEVERS RICH

MAGNETIC RECORDERS

for AUDIO, INDUSTRIAL & SCIENTIFIC APPLICATIONS

LEEVERS-RICH EQUIPMENT LTD.

78B Hampstead Rd., London, N.W.1. EUSton 1481

BRASS, COPPER, DURAL, ALUMINIUM, BRONZE

ROD, BAR, SHEET, TUBE, STRIP, WIRE
3,000 STANDARD STOCK SIZES

No quantity too Small. List on Application.

H. ROLLET & Co. Ltd.

6 Chesham Place, S.W.1. SL Oane 3463
ALSO AT LIVERPOOL, BIRMINGHAM, MANCHESTER, LEEDS

"All your TV Components from one Source"

direct TV Replacements

BONA FIDE TRADE ONLY

Non-Trade Clients—see your dealer NOW!
138 LEWISHAM WAY, NEW CROSS, S.E.14
TIDeway 6666 Grams: Flibak, London, S.E.14

RADIO TRANSMITTER/RECEIVER—BRAND NEW.

Type T.25-TTS-2. Type R.36-TTS-2.
Line voltage 115V. Serial No. 169.
Antenna base and 40ft. steel aerial mast. Right and left hand-Antenna Section. Complete with cases of spare valves, capacitors, resistors, etc. Unit in special carrying cases £22 10 0

DISCOUNT SALES

HOLYHEAD ROAD, CHIRK NR. WREXHAM

FERROGRAPH RECORDERS

Tandberg Stereo, Harting, etc.

Personal Recordings,

Tape to Tape/Disc Service

GRIFFITHS HANSEN (Recordings) LTD.

24/25 Foley Street, London, W.1
MUSEum 2771

"DIPLOMA" HEADPHONES



Lightweight High Resistance (4,000 ohms). Complete with cord
17/6

Ideal for CRYSTAL SETS
The 'TYANA' Standard Soldering Iron



- Adjustable Bit.
- Weight approx. 4 oz
- Heating time 3 min.
- 40 Watt economy Consumption.
- Standard Voltage Ranges. **16/9**

Replacement Elements and Bits always available.

KENROY LIMITED

152/287 UPPER ST., ISLINGTON, LONDON, N.1

Telephone: CANonbury 4905-4663

SDAEH GNIDRO CER CITENGAM

P. A. MARRIOTT & CO.
SUNLEIGH WORKS, SUNLEIGH RD.
ALPERTON, WEMBLEY, MIDDX. Wem 7493

TANNOY
SOUND EQUIPMENT

Tells you what's going on clearly

WEST NORWOOD · S.E.27
Telephone: GIPsy Hill 1131 (7 lines)

More seals than ever!


We are continually extending our range of standard metal-to-glass seals as more and more equipment designers realise their advantages. You will find these Ediswan seals in such devices as: indicating instruments, gyros, vibrators, transistors, crystals, relays, transformers and vacuum systems.

Increasing use is being made of them in the nuclear energy and guided weapon fields.

These metal-to-glass seals have excellent electrical and mechanical properties with the added advantage of being available in a wide variety of standard designs which can be supplied promptly and fitted easily—usually by soft soldering.

Our present range of seals embodies the latest techniques and will almost certainly include types suitable for your needs. If your product calls for something out of the ordinary, let us know; we are always ready to develop new seals to meet special requirements where necessary.

Publication R.1843 will give you full information about our standard range; you are welcome to a copy.



**Heard
about our
TRANSISTOR
HEADERS?**

Thanks to recent big advances in our metal-to-glass sealing techniques, increased production capacity and highly developed systems of quality control, we can now supply first quality transistor headers at competitive prices. We are already supplying many well-known transistor manufacturers. If you are interested in cutting your transistor manufacturing costs, ask us to quote for the type of headers you are using and send you samples.

EDISWAN

SIEMENS EDISON SWAN LIMITED

An A.E.I. Company.

155 Charing Cross Road, London, W.C.2. Tel: GERrard 8660.

CRC 16/8



MODEL 500 · Price 94 GNS
 including 1 YEAR'S
FREE SERVICE
 (including valves)

Reflectograph

THE PROFESSIONAL RECORDER FOR THE HOME

IF YOU are seriously interested in making high quality recordings at home you will want to be the proud owner of the Reflectograph Model 500, which is the *only* recorder costing less than £500 possessing all these advantages.

- 21 features including variable speed between 8 and $3\frac{1}{2}$ i.p.s. Stroboscope shows precise speeds of $7\frac{1}{2}$ and $3\frac{3}{4}$ i.p.s.
- 3 heads — separate record and playback amplifiers providing instant monitoring off the tape whilst recording.
- Frequency characteristics guaranteed to comply with C.C.I.R. standards.
- Lever controls providing instant start and stop — fast and slow forward and rewind with inching — sound available if required.

Service & Maintenance Guarantee

1 year's free Service and Maintenance Guarantee (including valves) available throughout U.K. Service undertaken immediately by engineers of E.M.I. Company, Home Maintenance Ltd. Annual Service Contract available for 20 years subsequently for small annual fee.

Stereophonic Recording & Reproduction

Provision for conversion for *stereo recording* as well as stereo reproduction.

Recommended by High Fidelity Manufacturers

The high quality reproduction obtainable from the Reflectograph has resulted in orders being received from gramophone recording studios, broadcasting authorities, and many industrial firms.

The majority of high fidelity amplifier manufacturers use and recommend the Reflectograph. At the last Northern and London Audio Fairs, H. J. Leak & Co. Ltd., used the Reflectograph exclusively for supplying a tape input during demonstrations of their latest amplifiers.

FOR THE TECHNICAL MAN—Dimensions: 21" long x $14\frac{1}{2}$ " wide x $10\frac{1}{2}$ " high; Weight 50 lbs. Frequency Response: ± 2 dB. 50—10,000 c/s: ± 3 dB. 45—12,000 c/s. Overall Response: Strictly to C.C.I.R. recommended specifications. Signal to Noise Ratio: Better than — 45 dB. (unweighted, including hum). Output from Playback Preamplifier: 200mV. R.M.S. Inputs to Record Amplifier (High Impedance): Microphone 1mV. Radio or pick-up 50-200mV.—for maximum record level. "Wow" and "Flutter": Better than 0.2% R.M.S. as measured on the G.B.-Kalee Flutter Meter.

OPINIONS OF TECHNICAL EXPERTS

P. Wilson, M.A., "The Gramophone"
 This is without doubt the most versatile domestic tape recorder that I have had the pleasure of trying out, and the quality, both of its recording and its playback, is of exceptionally high standard. For quality of performance, then, I give the instrument full marks: I know of no better. For the construction I have nothing but praise. There is nothing flimsy about it either as a piece of mechanism or on the electronic side. It is a fine piece of engineering up to the highest British standards.

D. W. Aldous, M.Inst.E., M.B.K.S.
"The Gramophone Record Review"
 The separate record and replay amplifiers make possible the direct monitoring from the tape during the actual recording and this facility is certainly a boon. There is no doubt whatever that when one has used this type of recorder one never wishes to return to the combined record/playback type of instrument. I have never heard better quality at $7\frac{1}{2}$ in.p.s. from any tape recorder that has passed through my hands. The "Reflectograph" is a pedigree tape recorder of immaculate construction and impeccable performance.

James Moir, "Hi-Fi News"
 Separate motors are used for capstan drive and both spools, all three motors being of Garrard manufacture. The overall impression after some months of use is that the machine is convenient and pleasant to handle, while the extra facilities make it very suitable for professional use.

MULTIMUSIC LTD., MAYLANDS AVENUE, HEMEL HEMPSTEAD, HERTS. TELEPHONE BOXMOOR 3636.