


FEBRUARY 1957

TWO SHILLINGS

Wireless World

ELECTRONICS

Radio · Television



FORTY-SIXTH YEAR OF PUBLICATION



whatever
the aerial

there's a

BICC

CELLULAR POLYTHENE

T/V DOWNLOAD



BICC make television downloads to meet every requirement. Publication No. 357, giving full details of our up-to-date range of cellular polythene types is available on request.

BRITISH INSULATED CALLENDER'S CABLES LIMITED
2-1 BLOOMSBURY STREET, LONDON, W.C.1.

Wireless World

ELECTRONICS, RADIO, TELEVISION

Managing Editor: HUGH S. POCOCK, M.I.E.E.

Editor: H. F. SMITH

Assistant Editor: F. L. DEVEREUX, B.Sc.

FEBRUARY 1957


In This Issue

- 51 Editorial Comment
- 52 High-Power Transistor Audio Amplifiers
- 54 World of Wireless
- 58 Output Transformerless Amplifiers
- 62 Short-Wave Conditions
- 63 Automatic Component Assembly. *By K. M. McKee*
- 69 B.B.C. F.M. Transmitter Performance
- 70 Limiters and Discriminators for F.M. Receivers—2. *By G. G. Johnstone*
- 75 N.T.S.C. Colour Information. *By E. L. C. White*
- 79 Technical Notebook
- 81 Letters to the Editor
- 83 Improved Sync Separator. *By M. P. Beddoes*
- 87 Books Received
- 88 Wideband V.H.F. Converter. *By G. P. Anderson*
- 92 Negative Resistance. *By "Cathode Ray"*
- 97 February Meetings
- 98 Random Radiations. *By "Diallist"*
- 100 Unbiased. *By "Free Grid"*

VOLUME 63 No. 2

PRICE: TWO SHILLINGS

FORTY-SIXTH YEAR
OF PUBLICATION




**Editorial, Advertising and
Publishing Offices:**
Dorset House, Stamford Street,
London, S.E.1

Telephone:
WATERloo 3333 (60 lines)

Telegraphic Address:
"Ethaworld, Sedist, London".

PUBLISHED MONTHLY (4th Tuesday of preceding month) by ILIFFE & SONS LTD., Dorset House, Stamford Street, London, S.E.1.
Telephone: Waterloo 3333 (60 lines). *Telegrams:* "Iliffepres, Sedist, London." *Annual Subscription:* Home and Overseas, £1 12s. 6d.
 U.S.A. and Canada \$5.00. **BRANCH OFFICES:** **BIRMINGHAM:** King Edward House, New Street, 2. *Telephone:* Midland 7191.
COVENTRY: 8-10, Corporation Street. *Telephone:* Coventry 5210. **GLASGOW:** 26B Renfield Street, C.2. *Telephone:* Central 1265.
MANCHESTER: 280, Deansgate, 3. *Telephone:* Blackfriars 4412. **OVERSEAS OFFICES:** **U.S.A.:** 111 Broadway, New York, 6, N.Y. *Telephone:* Digby 9-1197. **CANADA:** 74, College Street, Toronto, 2, Ontario. *Telephone:* Walnut 4-5631

A Transistor



Controlled Regulated Power Unit

The circuit diagram of the regulated power unit, shown below, demonstrates a novel application of transistors as control devices. They are especially suited for this type of circuit because of the high voltage gains which can be obtained with them when they are operated with large collector loads from high voltages. In the power unit described, a Mullard OC73 is used to control the current flowing through an EL38 series valve. One advantage of using a transistor in this type of regulated power unit is that a separate negative h.t. supply is eliminated.

The power unit has an output impedance of less than three ohms, and will deliver 100mA at any voltage between 40 and 84 volts regardless of quite large changes in the mains input voltage. For instance; if the mains input voltage rises from 198V to 242V, the output voltage will increase by only 0.4V at full load. Reducing the load from 100mA to zero produces a rise in output voltage of only 0.3V at 220V mains input.

CIRCUIT OPERATION

By connecting the transistor as shown in the circuit diagram it compares the output voltage with the reference voltage, and any difference produces a large change in collector current due to its high effective mutual conductance.

Since a transistor can be operated at very low currents, very high voltage gain is obtained by connecting the collector to negative h.t. through a load of 500kΩ. The collector is connected also to the control grid of the EL38 through a 150Ω grid stopper. Therefore the collector-to-base voltage of the transistor is equal to the grid-to-cathode bias of the valve and is practically independent of the output voltage setting.

The output voltage is approximately equal to the reference voltage and can only differ from it by the base-to-emitter voltage of the transistor, which will be less than 0.1V. So the maximum output which can be obtained is determined only by the reference voltage. Although an 85V reference level is used in the circuit described, the design is almost identical for any reference level. The minimum output voltage of this supply unit cannot be set below the bias voltage of the series valve and therefore it is limited to about 40V.

When the power unit is working, a drop in output voltage will cause the base of the OC73 to become negative with respect to the emitter. As a result, the collector current increases and the collector voltage becomes more positive, thus reducing the bias on the EL38 and compensating for the original change. Equilibrium will be reached when the output voltage reaches the same value as the emitter voltage.

Variations in the mains voltage have only a slight effect on the reference voltage, which is stabilised by the 85A2, and therefore the output voltage remains substantially constant.

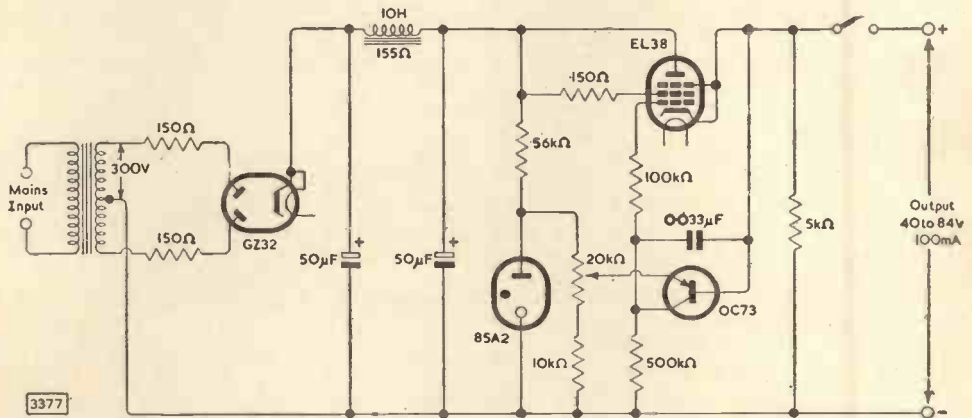
CIRCUIT DESIGN

The full-wave rectifier circuit is of conventional design, with choke smoothing to give a ripple-free output to the series valve, an EL38, and to the voltage reference tube, an 85A2. The 85A2 is operated at a low burning current to minimise the change in the reference voltage when the circuit is loaded and the poor regulation of the rectifying circuit causes the unstabilised voltage to fall.

An EL38 was chosen for the series valve because it has a comparatively short grid base. This is important since it governs the maximum collector-to-base voltage when no current is being taken from the supply. To prevent the collector voltage exceeding the — 30V collector-to-base rating of the OC73, the output must be permanently loaded to about 10mA; 5kΩ forms the permanent bleeder resistor.

The stability of the output is limited by the stability of the reference voltage source, and by using an independent reference voltage or running the 85A2 from a 150B2, the stability could be increased, and the output impedance reduced to at least half the value given.

Changes in temperature have negligible effect on the output voltage and impedance but an appreciable in-



crease in ambient temperature raises the minimum transistor leakage current and slightly increases the minimum output voltage to which the supply can be set. This effect limits the maximum value of collector resistance which can be used. For operation at higher temperatures a smaller collector load resistance should be chosen.

Instability may occur when the power supply is first switched on if it is connected directly to a high current load, so a switch has been included in the circuit and should not be closed until the reference tube has ignited. The 0.033μF capacitor between the base and collector prevents high frequency oscillation which can occur under certain conditions.

Reprints of this series of advertisements WILL NOT be available



T.S.D. DATA and PUBLICATIONS SECTION, MULLARD LTD., MULLARD HOUSE, TORRINGTON PLACE, LONDON, W.C.1

EDITORIAL COMMENT

GUARANTEES AND GOODWILL

Some time ago there was a newspaper story about a disgruntled owner of a television receiver. After suffering from a series of breakdowns and failures to get satisfactory repairs, he took the set back to the dealer's shop and hurled it through the plate-glass window. Happily, the state of affairs revealed in the subsequent court proceedings hardly reflects the typical public attitude towards radio dealers, or, for that matter, towards broadcast receiver manufacturers. All the same, it goes to show there is not so much goodwill as we would all like to see.

Part of this lack of goodwill must be attributed to the unsatisfactory nature of the guarantees given by makers of broadcast receivers. As our contributor "Diallist" points out, these are far too complicated and in some respects appear to the purchaser to be ungenerous, to say the least, particularly in regard to valves and c.r. tubes. It will be interesting to watch the effect on the public of the recent announcement by the makers of Ambassador and Baird television sets, who are now giving an extra year's guarantee with the c.r.ts.

During last autumn there was a somewhat bitter correspondence in *The Times* on the onerous nature of guarantees. Though some of the letters were directed against makers of "consumer durables" in general, the radio industry got rather more than its share of reproach.

It may be argued that there is virtually no difference between the terms of the guarantees commonly given with broadcast sets and with other comparable articles. That may be true enough, but would *Wireless World* be excessively starry-eyed in thinking the time may well have come for the radio industry to lead the rest in trying to establish a brand-new kind of relationship between seller and buyer? The old legal maxim "let the buyer beware" seems to be utterly outmoded in a world where the complex products of modern technology go into the homes of buyers whose lack of knowledge leaves them completely in the hands of the sellers.

RADIO MILESTONES

Heinrich Hertz was born exactly one hundred years ago. Oversimplifying a little, it is often said that Marconi, by connecting an effective aerial to Hertz's oscillator, made the first significant step towards a workable radio system. It is true enough to say, in the same vein, that the second fundamental advance was made in 1906 when de Forest put a grid into Fleming's diode.

During the past year Dr. Lee de Forest has received many well-deserved honours to mark the jubilee of his invention. But the triode made virtually no impact on radio technique for at least six years. It was not until regeneration was introduced in 1912 that the triode offered outstanding advantages over existing devices. The regenerative receiver, with a sensitivity vastly greater than anything known before, opened up a new world, and also paved the way for the oscillating valve generator.

According to Armstrong, who opposed de Forest during prolonged patent litigation in America, the oscillating triode was the greatest of all radio inventions.

**FEBRUARY
1957**

Vol. 63 No. 2

High-Power Transistor Audio

DEMONSTRATIONS of audio amplifiers built round a new range of transistors were given recently by the General Electric Company. The demonstrations were preceded by some discussion of the preferred basic design features of the amplifiers.

Suitable collector bias conditions are chosen from the current/voltage characteristics and it is then thought best to measure the small signal a.c. relationships at these conditions in order to derive equivalent circuit parameters. By this method the internal feedback, which in transistors can be significant at all frequencies, can be more easily taken account of. This procedure is not as complicated as it may seem, for several of the equivalent circuit parameters are found to be roughly the same in many circumstances.

Advantages of Class B Operation.—As regards the choice between class A or class B operation, there are stronger reasons for preferring class B with transistors than with valves. In transistors the collector dissipation, and the way in which this varies with the input signal, are both considerably different for the two types of operation. Thus if we take the maximum power limit as that determined by the maximum allowable mean collector dissipation, we find that the maximum available power for two transistors operating in class B push-pull is five times that for the same pair in class A; and is, in fact, five times the allowable collector dissipation. If we take the power limit as being that at which the distortion starts to increase rapidly (caused by alteration of current gain with peak current) similar ratios and powers are also obtained.

Another important consideration is the input power required. Owing to the characteristics of transistors they can be operated to much lower voltages relative to the h.t. supply than the corresponding pentode valves so that the maximum theoretical efficiencies for class A and class B operation of $\frac{1}{2}$ and $\frac{\pi}{4}$ respectively can be very nearly achieved using transistors. Under quiescent conditions the power drain with class B operation of transistors is of the order of 0.1 of the maximum output power rising to 1.3 times the maximum power when this is being delivered. With class A operation there is a continual drain of about four times the maximum power.

Having regard to these two factors of available power and power input required, the best use of a.f. transistors will be made in class B battery amplifiers, i.e., in public address or in ordinary commercial battery receivers. Other factors supporting this view are their compactness and the low voltage supplies required. Furthermore, when a push-pull class B transistor amplifier is overloaded the "clipping" distortion produces little loss of clarity for public address purposes.

The common emitter type is preferred for both small and large signal amplifiers. This has the highest gain and any disadvantages can be conveniently avoided in circuits which reduce this gain. For example, the input resistance of such amplifiers is often undesirably low (e.g., when using a crystal pickup); and in order to increase this the simple

addition of a series resistor is most convenient in spite of the loss of gain.

Phase Splitting Circuits.—In most of the amplifiers mentioned a transformer phase splitter was adopted. This gives a higher gain than if a transistor is used, but the size of the transformer may sometimes be a disadvantage. As the impedances concerned are low the transformer specification will be somewhat different from that in a valve amplifier. Thus the minimum primary inductance required for good l.f. response will be much less, being of the order of 50 millihenrys rather than 50 henrys. On the other hand the d.c. resistance must be very low necessitating thicker wire.

If a transistor is used to provide phase splitting the coupling condensers tend to charge up, and the forward bias on the output transistors necessary to reduce crossover distortion is decreased. The maximum available power is then decreased, though the frequency response is improved.

In such transformer phase splitting circuits with transistors, several new types of distortion arise; but apart from the normal panacea of negative feedback other techniques are available for considerably reducing these. Thus the changing input resistance as one transistor takes over amplification from the other every half cycle (the emitter resistance varies inversely with the emitter current) can be avoided by a small amount of forward bias (≈ 100 mV) to the emitter-base junction so that a positive emitter current flows under quiescent conditions. Carrier storage effects producing ringing at a high frequency, which occur as well when the signal changes sign, can also be largely eliminated by bifilar winding of the secondary of the phase splitting transformer.

Phase changes in the transformers as well as in the transistors themselves of course limit the amount of feedback that can be supplied; but there is no difficulty in obtaining the roughly 7 dB overall feedback required to reduce distortion sufficiently in class B amplifiers, if an RC feedback loop is used to take some account of these phase shifts. The application of feedback in transistor circuits is also important for reducing the effect of variation among individual transistor characteristics in mass production or replacement.

Complete Amplifiers.—Seven different amplifiers have been made with maximum powers ranging from 250 milliwatts to 20 watts. They consist of an input amplifying stage, the phase splitting transformer, and a push-pull output stage. For the class B amplifiers the total harmonic distortion at maximum power was $\approx 8\%$. The 4-watt class A amplifier which was demonstrated (corresponding to the 20-watt class B amplifier using the same transistors) had 0.8% total harmonic distortion at 4 watts (0.5% at $2\frac{1}{2}$ watts) with 16 dB overall feedback. This distortion could have been reduced to 0.3% at 4 watts by using a class A push-pull driver stage. Power gains for both types of amplifier were ≈ 50 dB or greater.

The 250 mW amplifier corresponds to the usual battery radio valve output stage. However, in normal

use the volume control is often set so as to cause overloading; so that an improvement in quality can be effected using a 1-watt amplifier, though a disadvantage is that the quiescent current drain is nearly doubled. There is no corresponding battery valve equivalent in this case.

A very compact battery-operated, 45 r.p.m., record player using the 1-watt amplifier was demonstrated. The battery life when supplying the turntable as well as the amplifier is about 15 hours using 5 U2 batteries. Although this may not seem very much; as the G.E.C. representative remarked, "15 hours worth of records take a very long time to play!"

The 250-mW amplifier for the output of a transistor a.m. receiver which was also shown in a very compact form, used a directly coupled 120-ohm centre-tapped loudspeaker voice coil. This increases the thermal stability in the output stage because of the d.c. resistance, but the application of overall feedback in two balanced loops is difficult. A single-ended push-pull output stage was described as a means of rapidly changing to twice the power supply voltage for a normal push-pull output stage; but there was no direct coupled loudspeaker application for this case.

As regards other applications of these transistors, low-noise pre-amplifiers developed include the usual bass and treble tone controls; and for a normal microphone (600-ohm output impedance) or pickup ("variable reluctance" or crystal) input signal, give signal to noise ratios of about 60 dB. Concerning the possibility of a transistorized tape deck the most difficult problem is the provision of erase power. Two EW70s (one of the new types of transistor) can be used in class B push-pull to deliver 2 watts at 35 kc/s, thus largely solving this problem.

Details of New Range.—The new G.E.C. tran-

sistors are all of the germanium junction *p-n-p* type. They are hermetically sealed and of all-metal construction; the metal can provides a heat sink, and facilitates the attachment of a radiator. The low-resistance base connection, which is also integral to the construction, besides providing good thermal contact, also enables the potential h.f. performance to be more fully realized.

Having regard to their general characteristics and maximum allowable collector dissipation there are essentially three new transistor types. These are known as the GET 4 and 6, GET 5 (formerly EW70) and the EW57 (provisional); and have allowable collector dissipations (at 45°C) of 50 mW, 400 mW and 4 watts respectively. The frequency cut-offs are ≈ 250 Kc/s for the EW57 and greater than 1 Mc/s for the others.

The GET 6 is a low-noise version of the GET 4 and has a noise level well comparable with that in thermionic valves. The EW57 is also subdivided into three types according to the supply voltage required (6, 12 or 24 volts). All of these transistors have been in pilot production for about two years and should be in quantity production later this year.

With regard to the limiting operating conditions for these transistors there was thought to be good prospects of improvement. At present the maximum operating temperature is 50°C, but this can probably be increased up to about 70°C. If collector leakage currents become embarrassing silicon transistors (samples of which should be available before the end of the year) would be a complete answer and should function to well over 100°C.

The power limit should also see a major improvement with operation at high collector temperatures. Moreover experimental samples which maintain their current gains at high values of emitter current (another limiting factor) have also been produced.

COMMERCIAL LITERATURE

Printed Circuits.—An illustrated booklet for engineers and technicians on the available types of printed circuits and the problems of designing equipment using them. Rigid, flexible and flush-bonded types are discussed, also incorporated components, heating elements, and facilities offered for development and production. From Technograph Printed Circuits, 32, Shaftesbury Avenue, London, W.1.

Tape-to-Disc Transfer Service.—Details and prices in a leaflet from Sound News Productions, 59, Bryanston Street, Marble Arch, London, W.1.

Sound Reproduction Equipment ("New Orthophonic High Fidelity"), including amplifiers, loudspeakers, tuner, transcription unit and pickups. Price list from R.C.A. Great Britain, Lincoln Way, Windmill Road, Sunbury-on-Thames, Middlesex.

High-Conductivity Copper Alloys, containing silver, cadmium, chromium, and tellurium. The last three decrease the conductivity slightly but give other desirable properties such as increased strength, resistance to wear and machinability. An informative booklet of 54 pages, containing many tables of properties, from the Copper Development Association, 55, South Audley Street, London, W.1.

High-Quality Loudspeaker in Helmholtz resonator enclosure measuring 22in \times 12in \times 13in. Power handling in excess of 6 W for low distortion, and level frequency

response over 40-10,000 c/s. Leaflet from RGA Sound Services (Plymouth), 6, Conway Gardens, Enfield, Middlesex.

Radio and Electronics Books including the Philips series on valves, etc., listed in a catalogue from the Cleaver-Hume Press, 31, Wright's Lane, Kensington, London, W.8.

Small Capacitors suitable for loudspeaker crossover networks, claimed to occupy only 25-30% of space required by conventional types. Capacitances between 2 and 16 μ F, working voltage 150 V d.c. Leaflet from A. H. Hunt (Capacitors), Wandsworth Road, London, S.W.18.

Variable Output Transformers (Regavolt) with self-aligning brushes to ensure maximum surface contact with winding. Four new types for normal mains voltages, with outputs variable over 0-275 V, currents between 6 and 10 A, and one new type for 115-V mains and output of 0-135 V at 15 A. Leaflets from the British Electric Resistance Company, Queensway, Enfield, Middlesex.

Microphones; crystal, ribbon, carbon and noise-cancelling types; also stands, table bases, transformers and other accessories. Illustrated catalogue from Lustraphone, St. George's Works, Regents Park Road, London, N.W.1.

Strain-Gauge Bridge, giving direct reading in percentage strain over the range 0.001% to 0.5%. Accuracy of measurement, $\pm 1\%$. Leaflet from the Croydon Precision Instrument Company, Hampton Road, West Croydon, Surrey.

WORLD OF WIRELESS

Organizational, Personal and Industrial Notes and News

I.S.M. Interference

RADIO interference from industrial, scientific and medical equipment is being considered by a committee set up by the Postmaster-General to advise him on the making of regulations prescribing limits of radiation.

The Wireless Telegraphy Act prescribes that the members of such advisory committees should either "possess expert knowledge of the matters falling to be dealt with" or "represent persons whose interests are likely to be affected" by any regulations made. The nineteen-man committee, of which O. W. Humphreys is chairman, therefore covers the interests of those concerned with both the cause and effect and includes representatives of the B.B.C., I.T.A., equipment manufacturers, air navigational specialists, production engineers, the medical profession and the viewer and listener.

V.H.F. Coverage

BY the opening of three more v.h.f. broadcasting stations (Wenvoe, replacing the temporary low-power transmitter, Sutton Coldfield and Norwich) a day or two before Christmas, the B.B.C. made good its promise to complete the first batch of ten stations by the end of 1956. To say "complete" is perhaps a slight exaggeration, for the Cardigan-shire station at Blaen Plwy at present has only one of its three transmitters (Home Service) working. An eleventh station, at Penmon, was subsequently added to the original chain, but so far only one transmitter has been installed and this is radiating the Home Service with an e.r.p. of 1kW.

The service now reaches 84% of the population.

	Light (Mc/s)	Third (Mc/s)	Home (Mc/s)	e.r.p. (kW)
N. Hessay Tor (S. Devon) ...	88.1	90.3	92.5	60
Sutton Coldfield (Warwicks.)	88.3	90.5	92.7	120
Pontop Pike (Co. Durham) ...	88.5	90.7	92.9	60
Meldrum (Alderdeenshire) ...	88.7	90.9	93.1	60
Blaen Plwy (Cardigan) ...	88.7	90.9	93.1	60
Wrotham (Kent) ...	89.1	91.3	93.5	120
Holme Moss (Yorks.) ...	89.3	91.5	93.7	120
Penmon (Anglesey) ...	89.6	91.8	94.0	60
Norwich ...	89.7	91.9	94.1	120
Wenvoe (Glam.) ...	89.9	92.1	94.3	120
Divis (N. Ireland) ...	90.1	92.3	94.5	60

U.K. Display in New York

THE Institute of Radio Engineers' annual convention and show, which last year attracted 714 exhibitors, is being held in New York from March 18th to 21st. The Institute has offered an area of 1,200 sq ft for a collective U.K. display of radio and electronic equipment. Manufacturers interested in participating should communicate at once with the Board of Trade, Exhibitions and Fairs Branch, Lacon House, Theobalds Road, London, W.C.1. (Tel.: Chancery 4411, Extn. 436.)

Tape Recording Patents

THE Armour Research Foundation has carried out extensive research during the past 15 years on all aspects of magnetic recording, and has filed over one hundred American patents; most of these have also been granted in the United Kingdom.

John P. Skinner, manager of the A.R.F. Development Corporation, a subsidiary of the non-profit-making Foundation, stated during a recent visit to this country that to make an effective tape deck it is necessary to use principles contained in at least one of the A.R.F. patents.

It is understood on enquiry that licensing agreements have already been concluded by the A.R.F. Development Corporation, of Chicago, Illinois, with the following companies in this country: Boosey and Hawkes, Collaro, Garrard, E.M.I., Grundig, Simon, Tape Recorders (Electronics), Verdik Sales, Walter (Tape Recorders), and Wright and Weaire.

Amateurs and TV Interference

A NEW policy regarding amateur interference with sound and television reception has been announced by the Post Office. In the past, if complaints were received of an amateur causing interference to television reception due to "blocking," the Post Office prescribed that he must not transmit during television broadcasting hours.

Under the new arrangement if an amateur is otherwise transmitting within the terms of his licence, but causes interference to sound or television reception and it can be demonstrated that a reasonable remedy, such as the fitting of a simple filter, is available to the owner of the receiver, "then the amateur will be allowed to continue operating after an interval of one month from the time at which the cure is explained and demonstrated to the complainant by the Post Office."

It is understood that this will apply to all cases of interference to sound and television reception where the amateur's transmissions are found to be within the terms of his licence.

Although B.R.E.M.A. has been informed of the new policy no official announcement has so far been made on behalf of receiver manufacturers.

NEW YEAR HONOURS

A number of those who played a leading part in the planning, production and laying of the Atlantic telephone cable were recipients of awards in the New Year's Honours List. They include J. N. Dean, chairman of the Telegraph Construction and Maintenance Company (Knighthood); R. J. Halsey, an assistant engineer-in-chief at the G.P.O. (C.M.G.); A. H. Roche, telecommunication engineer in charge of Submarine Cable System Development and Production Division, Standard Telephones & Cables (O.B.E.); E. F. Neve, foreman S.T.C. submerged repeater manufacturing shop (B.E.M.); and E. V. T. Perrins, technical officer Post

Office Research Station, who has specialized in repeater test equipment (B.E.M.).

Sir Stanley Angwin, who recently retired from the chairmanship of the Commonwealth Telecommunication Board, and **E. M. Jones**, director, the Government Communications Headquarters, Foreign Office, are appointed K.C.M.G.

Three members of the G.E.C. Research Laboratories staff received awards:—**O. W. Humphreys**, director, is appointed C.B.E.; **E. G. James**, head of crystal valve development, O.B.E.; and **W. C. Cropper**, group leader in charge of a special project for the Admiralty, M.B.E.

Among those appointed M.B.E. are **Miss B. K. Chaplin**, executive officer at the D.S.I.R. Radio Research Station; **W. H. Hopkins**, works manager, E.M.I. Factories; **G. W. Kilmister**, first radio officer, R.M.S. *Arundel Castle*; **E. L. Lycett**, assistant, B.B.C. outside broadcasts; **H. Starr**, signals officer, Civil Aviation Telecommunication Directorate, Ministry of Transport and Civil Aviation; and **W. W. Syrett**, export manager of Ekco's Radio Division.

Among overseas radio personalities who received honours are **L. A. G. Hooke**, managing director of Amalgamated Wireless (Australasia), a knighthood for "services to the radio industry in Australia"; **T. W. Chalmers**, formerly director of broadcasting in Nigeria, C.B.E.; **T. V. Hooley**, officer-in-charge, Government Wireless Station, Falkland Islands, M.B.E.; and **E. R. Richardson**, senior assistant controller of telecommunications, Nigeria, M.B.E.

PERSONALITIES

Sir Noel Ashbridge, who retired from the directorship of technical services of the B.B.C. in 1952 and became a director of Marconi's, has been elected an honorary member of the Institution of Electrical Engineers. The election is in recognition of his services to the Institution, of which he was president in 1941, and of "his outstanding contributions in the field of radio engineering, particularly in the development of the British sound and television broadcasting services."

After what must be a record for service with one radio company—over 54 years—**R. D. Bangay** has retired from Marconi's. In 1952 he celebrated his jubilee in the radio industry, the first man to do so. Soon after joining the company in 1902 he went to America for five years and helped in the installation of the first U.S. coastal radio station, at Babylon. He was concerned with the original experiments in air-to-ground communication, and in 1914 was placed in charge of the company's department established for the development of military radio equipment. Mr. Bangay was for some years chief of designs, and since 1935 has been foreign manager. He was the author of two books published by *Wireless World* many years ago: "The Elementary Principles of Wireless Telegraphy" and "The Oscillation Valve."

L. C. Jesty, B.Sc., M.I.E.E., has left Marconi's, where for seven years he led the television research group, and has joined the Sylvania-Thorn Colour Television Laboratories at Enfield, Middlesex. He will be in charge of colour television research. Whilst at Marconi's research laboratories he had been closely concerned with the Anglicized version of the American colour system which has been used experimentally by the B.B.C. From 1927 to 1946 Mr. Jesty was on the staff of the G.E.C. Research Laboratories where in 1933 he started the c.r.t. research group which was responsible for the introduction of the VCR97. For three years prior to joining Marconi's he was in charge of advanced research at the Cinema-Television Laboratories.



Reginald A. Yeo has left the Admiralty Signal and Radar Establishment, at Haslemere, where he was head of the electronics division, on being appointed full-time member of the Australian Broadcasting Control Board. He was a principal scientific officer in the Royal Navy Scientific Service, and was concerned mainly with radio matters throughout his government service. He was delegate at the conference of the International Telecommunication Union at Atlantic City in 1947.

G. B. Jeffery, M.A., B.Sc., A.M.I.E.E., has left the Royal Aircraft Establishment, Farnborough, where for four and a half years he has been senior engineer in the data transmission section of the Electrical Engineering Department, and has joined R. B. Pullin and Co. He is technical sales manager of the Pullin-Kearfott Division, which, under a recent licensing agreement with the American Kearfott Company, Inc., will manufacture synchros, servomotors and tachometer generators. During the war Mr. Jeffery was a radar officer, R.N.V.R., and was on the staff of H.M. Radar School, H.M.S. *Collingwood*.

H. L. A. Foy, the new publicity manager of Decca Radar, Ltd., has been engaged on the operational aspects of radar since he joined the company two years ago. He was a specialist navigating officer in the Royal Navy, and since joining Decca has been particularly concerned with the introduction of "True Motion" radar.

C. Hardy and **C. B. Speedy**, Ph.D., B.E., Grad.I.E.E., have been appointed directors of Data Recording Instrument Company, Ltd., of Feltham, Middlesex, which previously operated as a division of Lion Electronic Developments, Ltd. Mr. Hardy was for many years at the Signals Research and Development Establishment of the Ministry of Supply, where he was working on data recording. Dr. Speedy has been engaged since 1945 on the study of electronics especially in relation to computers.

J. N. Macleod and **C. Metcalfe** have been appointed directors of Electric and Musical Industries, Ltd. Together with **E. J. Emery**, who was appointed a director last February, they have been appointed managing directors of the company, responsible, respectively, for the U.K. Record Division and the Oversea subsidiary companies (other than Capitol Records Inc. and its subsidiaries), the E.M.I. Electronics Division (commercial and industrial equipment), and the Domestic Electronics Division.

H. A. Lewis, M.B.E., T.D., B.Sc.(Eng.), A.C.G.I., M.I.E.E., who recently left Marconi's to become personal assistant to E. J. Emery, managing director of the Domestic Electronics Division of E.M.I., has been appointed a director of E.M.I. Sales and Service, Ltd.

D. L. Johnston, who in our October, 1954, issue described a transistor replacement unit for hearing-aid h.t. batteries, has left Fortiphone, Ltd., where he was manager of the component division, and has joined Automation Consultants and Associates, Ltd.

The following appointments are announced by Belling and Lee: **D. W. Ripplin**, who has been outside technical representative, becomes export manager; **J. E. Bailey**, B.Sc., and **R. E. Meldrum** join the company as technical representatives to manufacturers, and **A. Fender** is appointed technical sales representative to the trade in the area centred on Newcastle-upon-Tyne.

L. C. Smith has resigned from Plessey's which he joined ten years ago as technical representative. During the last war he was lieutenant-commander in the electrical branch of the Royal Navy and specialized in the maintenance of asdic. Before the war he ran his own service business in Birmingham for five years, prior to which he was a service technician with E.M.I. His address is 122, Whitaker Road, Derby.

Peter E. M. Sharp, A.C.G.I., B.Sc.(Eng.), A.M.I.E.E., whose three-year contract with China Engineers, Ltd., has ended, has returned to this country. He joined the Telegraph Construction and Maintenance Company in 1951, subsequently transferring to their agents in the Far East. His home address is 46, Hyde Vale, London, S.E.10.

OUR AUTHORS

Dr. E. L. C. White, of the research division of E.M.I. Electronics, who recently addressed members of the Television Society on alternatives to the American television system, contributes an article on page 75 covering some of the points discussed. Dr. White has been with E.M.I. since 1933 and was closely associated with the late A. D. Blumlein in developing the Marconi-E.M.I. television system adopted by the B.B.C. During, and to some extent since, the war, he has been concerned with the development of radar display systems, but has more recently worked on colour television. Before joining E.M.I. he was for three years at Cavendish Laboratory, Cambridge, working on pulse methods of ionospheric research. He is 47.

Michael P. Beddoes, contributor of the article on an improved sync separator, went to Canada a few months ago, and is now assistant professor in electrical engineering at the University of British Columbia. After graduating in electrical engineering at Glasgow University he spent seven years in industry, and then in 1953 went to the City and Guilds College where he worked on television band-compressing systems. His industrial experience started at G.E.C., Coventry (as a post-graduate apprentice), and after service as a senior engineer at Plessey's he became assistant chief engineer of McMichael's radio division.

IN BRIEF

During November the number of television licences increased by 142,345 bringing the total to 6,433,417. **Broadcast receiving licences**, including those for television and 310,690 for car radio, totalled 14,424,236 at the end of November.

Brit.I.R.E. Constitution.—An extraordinary general meeting of members of the British Institution of Radio Engineers is being held on January 30th, at which it is proposed to redraft the constitution. It is understood that the whole of the articles of association are being revised to give emphasis to the Institution's coverage of electronics.

"Wireless World" Index.—The publication of the Index for 1956 has been unavoidably delayed; it will be available towards the end of February. Cloth binding cases with index cost 7s 6d (postage 6d). Our Publishers will undertake the binding of readers' own issues, the cost per volume, including the index and binding case, being 22s 6d, plus 1s 6d postage on the bound volume.

Bilingual Television.—The system for transmitting two sound programmes in a single sound channel described on p. 79 has actually been developed for use by the French television service in Algeria, which has both French and Arabic viewers. A complete description, with a photograph of the "decoder" unit, appears in the January issue of the French journal *Television*.

American TV in Germany.—Television on American standards is being radiated from two transmitters in Germany for the benefit of U.S. service men. The low-power stations, which operate in Band IV (470-585 Mc/s), are at Bitburg and Landstuhl. They transmit films, provided by the Armed Forces Television centre at Limestone, Maine, for seven hours a day.

The **French Components Show** will be held from March 29th to April 2nd at the Parc des Expositions, Porte de Versailles, Paris.

America's Institute of High-Fidelity Manufacturers is sponsoring a **Hi-Fi Show** in Los Angeles from February 6th to 9th.

An electronic **computing service** for industrialists and scientists has been introduced by the Battelle Institute at Frankfurt/Main, Germany. Enquiries regarding the service and the facilities provided are being handled in this country by the Electronics Division of Remington Rand, Ltd., Commonwealth House, 1-19, New Oxford Street, London, W.C.1.

Interference Suppression.—Another conference on radio interference (the third) is being organized by the Armour Research Foundation of Illinois Institute of Technology. It will be held in Chicago on February 26th and 27th.

Colour Television.—Sales of R.C.A. colour television receivers were expected to reach the forecast 200,000 for 1956. It is anticipated that half a million colour receivers will be produced by R.C.A. this year.

Special courses in **higher technology**, being held during the spring and summer terms at colleges in London and the home counties, are listed in a bulletin issued by the Regional Advisory Council for Higher Technological Education. It costs 1s 6d and covers a wide variety of courses, including radio and allied subjects, being held at twenty-nine colleges.

I.o.M. Television.—A permanent television station, to replace the temporary one which has been in use since December 1953, is to be built by the B.B.C. at Carnane, near Douglas, Isle of Man, by the end of this year. The original plan to build the permanent station on Snaefell has been dropped.

Peterborough is having a three-day audio fair starting on January 22nd. It is being organized by Camera and Cine Centre, of 14, Long Causeway, at the Grand Hotel where lectures and demonstrations are being given by representatives of audio equipment manufacturers.

Each Saturday from 10 to 12 noon **demonstrations** of audio equipment are being given by Pamphonic Reproducers at their showrooms at 17, Stratton Street, London, W.1.

An inexpensive (25s) single-stage **transistor audio amplifier**, intended for working with a crystal receiver is being made by Warren's Radio, 88, Wellington Street Luton, Beds.

A **bibliography** of high-fidelity sound reproduction has been compiled by K. J. Spencer; and is available from the Library Association, Chaucer House, Malet Place, London, W.C.1; price 2s 6d. Approximately three hundred references, mostly later than 1947, are given. A more extensive bibliography of the subject is being prepared.

"Portable Transistor Superhet".—The germanium diode detector in this circuit (January issue) has been drawn with the wrong polarity of connections. It should be reversed, so that a positive-going a.g.c. voltage is applied to the base of the 1st i.f. transistor.

R.S.G.B. Membership.—The annual report of the Radio Society of Great Britain records that whereas during the past five years membership had declined by nearly 5,000, last year's decrease was only 57. The number of licensed amateurs in the Society actually increased by 95, bringing the total to 5,141. Non-transmitting members total 2,961.

Winning Design in the competition sponsored by the British Plastics Federation "to encourage young craftsmen to design articles in plastics materials" was for a 17-in portable television cabinet. The designer, E. J. Arundell, of Liverpool, receives 50 guineas.

Two 16mm Mullard sound films—one on cathode-ray tubes (lasting 32 minutes) and another on quality valves (27 minutes) are now available on free loan from the Central Film Library, Central Office of Information, Government Building, Bromyard Avenue, Acton, London, W.3.

The products and services of over seven thousand member firms of the Federation of British Industries, listed alphabetically under more than 5,400 headings, as well as lists of trade marks and trade names, are included in the 1957 edition of the "F.B.I. Register of British Manufacturers." French, German and Spanish glossaries are also incorporated in the Register, which is obtainable from our publishers, price two guineas, post free.

E.I.B.A.—A number of radio manufacturers are listed as donors to the Electrical Industries Benevolent Association in its 1956 Year Book. In addition, the Radio Industry Council gave £500, the B.B.C. £158, and the Radio Industry Clubs of London and Glasgow £350 and £140, respectively. The object of the Association is to assist deserving and necessitous persons who are, or have been, in "any branch of an electrical industry."

BUSINESS NOTES

Nine film scanners, each employing two film projectors and two television cameras, have been ordered by the B.B.C. from Pye. A feature of the equipment is that by the use of movable mirrors either camera can be focussed on a projector, thus minimizing the possibility of breaks in transmission.

An underwater television camera, which can be held by a frogman or diver, towed or fitted to a vessel, has been produced by Pye. Spherical in shape, it is intended for use at depths down to 3,000 feet. It incorporates a depth indicator from which readings are conveyed to observers on the surface.

Type approval, covering humidity and temperature, has been granted by the Joint Service Radio Components Standardization Committee for Ferranti's 2-in sealed instruments—voltmeters, ammeters and milliammeters. Their 2½-in and 3½-in instruments are classified as "design approved."

Communication on six v.h.f. channels is provided in the air traffic control system recently installed by International Aeradio at Vickers-Armstrong's airfield at Wisley, Surrey.

Two limiter stages are incorporated in the new Orthophonic high-fidelity f.m. tuner being produced by RCA Great Britain. The circuit employs seven valves, two crystal diodes and a tuner indicator.

Sales abroad accounted for £33M of the E.M.I. group's £53M turnover during the year ended June, 1956. The year's total was an increase of £11.4M on the previous twelve months.

Orders for millimetre-band telecommunication test equipment valued at over £25,000 have been placed with Marconi Instruments by the Ministry of Supply. Each 6-ft rack-mounted assembly comprises electronically regulated power supply and a frequency stabilization system.

A distribution centre, including showrooms and service information department, for Ambassador and Baird receivers, has been opened at 131, Great Suffolk Street, London, S.E.1 (Tel.: Hop 0791). K. H. Yandell, sales director of Ambassador Radio and Television, Ltd., and F. Duer, southern area sales manager, are now at this address.

Shirley Laboratories, Ltd., which was formed in 1954 by A. W. Wayne (a contributor to *Wireless World*) for the manufacture of amplifiers, tuners and electronic instruments, has moved to 3, Prospect Place, Worthing, Sussex. (Tel.: Worthing 30536.)

Tape Recorders (Electronics), Ltd., have recently started production at their second factory at 784-788, High Road, Tottenham, London, N.17. The price of their Sound Cadet recorder has been reduced to 39 gns.

S.S. Electronics, Ltd., recently moved from Harrow to Chiltern Works, Severalls Avenue, Chesham, Bucks. (Tel.: Chesham 8909.)

The midland office of **Marconi Instruments, Ltd.**, formerly situated at 19, are now at 24, The Parade, Leamington Spa.

Goodmans loudspeaker cabinet, formerly known as the Viscount and recently renamed Canberra, is now called Sherwood.

OVERSEAS TRADE

Since the formation of Decca Radar og Navigator A/S, Bergen, the Norwegian subsidiary of the Decca Radar and Navigator Companies, in February, 1955, orders have been secured for radar installations in more than 300 Norwegian ships. It has also established a chain of service depots. The company's new general manager is F. I. Willoch. He has taken over from E. Tyler who has returned to the London office.

According to a recently completed analysis of places to which Britain exports radio and electronic gear, the United States was the largest buyer of British radio equipment in the first six months of last year. The value of U.K. radio exports to the U.S.A. was £1.6M, nearly 8 per cent of the industry's total overseas trade. Incidentally, the bulk of this was for sound reproducing equipment.

Marconi's are installing a temporary 2-kW medium-wave broadcasting transmitter at Brunei, on the north-western coast of Borneo, preparatory to setting up a permanent 20-kW transmitter on Tutong, some 35 miles from the town. The permanent transmitter will be fed by a frequency-modulated radio link from Brunei. A receiving station with double reversible rhombic aerials in dual diversity for the reception of B.B.C. and Australian stations, and dipole arrays for the reception of less distant stations, is also being built.

A contract for a v.h.f. multi-channel radio-telephone system for India's Western Railways has been placed with Marconi's. The radio-telephone links, which will have a capacity of 48 two-way channels, will be between Bhavnagar and Surat, and Jamnagar and Rajkot.

Pye "Ranger" v.h.f. radio-telephone equipment, employing channel spacing of only 15 kc/s, was recently demonstrated in Toronto. This equipment is being made available immediately for those countries where there is intense frequency congestion.

Kelvin-Hughes echo sounders and radar have been fitted in the 47,000-ton tanker *Evgenia Niarchos*, the biggest yet built in this country.

Representation of U.K. manufacturers of loudspeakers, selenium rectifiers and tape recorders is being sought by John R. Tilton, Ltd., of 51, McCormack Avenue, Toronto 9, to whom illustrated literature, with ex-works and c.i.f. Canadian port prices in Canadian dollars, should be sent.

Output Transformerless Amplifiers

A GENERAL REVIEW

THOSE of us who are in search of perfection in audio amplifiers must often have looked askance at the output transformer. In general it would be possible to reduce the non-linearities in an amplifier below any desired value by the application of a sufficient amount of feedback. However, as is well known, the output transformer produces undesirable phase shifts at the extreme ends of the audio spectrum which limit the amount of feedback which can be applied before instability sets in. These phase shifts also decrease the effective feedback at these extreme frequencies and this causes increased distortion in these regions. Varying core losses, hysteresis effects, matching variations, and incomplete coupling between the primaries also more directly increase the distortion, and this increase also is more pronounced at the frequency extremes.

Modern transformer design techniques of sectionalized windings, and particularly the use of C-cores, have to a large extent overcome these disadvantages in practice; but this has naturally given rise to an increase in price, and the fundamental limitations still remain.

Increased Possibility of Class B Operation.—Using loudspeakers of normal efficiency and impedance (15-ohm) in an average living room an accepted peak power requirement from the amplifier is of the order of fifteen watts. In this case if there is no output transformer we will obviously require currents of the order of one ampere from the output valves.

The problem of obtaining these currents is somewhat eased because in transformerless amplifiers class B operation of the output valves becomes more feasible than such operation is in an amplifier with an output transformer. Normally in class B operation using an output transformer incomplete coupling between the two half primaries produces transients when the valves cut off. These transients produce distressing audible distortion and are very difficult to eradicate, though a special bifilar transformer with both cathode and anode feeds designed by McIntosh and Gow¹ does succeed in doing so.

In class B operation owing simply to the higher outputs the general distortion is higher but this is not seriously so and can, of course, be reduced by increased feedback.

High-Impedance Loudspeakers?—Allied to the difficulty of obtaining sufficient current from the output valves is that of matching, without too much distortion, the comparatively high valve impedance (of the order of a few thousand ohms) to the low impedance of the loudspeaker voice coil.

An obvious solution to both these problems is to use loudspeakers of higher impedance, but here the necessity of using thinner wire to keep the voice coil weight down produces its own problems. A few speakers of impedances in the range of 200-500 ohms

have, however, been marketed, but there is not the usual variety of models available. Readers will realize the possibility that the newer electrostatic speakers will fit more smoothly into such a system, though their capacitive nature increases the matching problem.

In general by suitably paralleling output valves a transformerless amplifier for high-impedance loudspeakers can be adapted for low-impedance ones, so that the general features of the various designs can be considered without regard to the voice-coil impedance.

Straightforward Methods.—A first approach is simply to use normal circuits with the loudspeaker directly replacing the output transformer or load,² bearing in mind that it will often be more convenient to connect the speaker in the cathode or low-voltage side of the valve.

Such designs generally involve capacitive coupling to the loudspeaker or direct current through the voice coil. Capacitive coupling requires almost impossibly high values of condenser for good low-frequency response and small phase shift in the case of low impedance loudspeakers, and may produce distortion due to hysteresis in the condenser.

Direct current in the voice coil would move it toward the positions of non-linearity for the suspension and non-uniformity of the magnetic field and in practice give a considerable increase in distortion. The possibility of increasing the linearity of the suspension (and thus decreasing the distortion), while maintaining sufficient restoring force to allow the required audio power to be developed, has already been largely exhausted in the design of conventional loudspeakers.

Distortion caused by a non-uniform magnetic field could be avoided by making the voice-coil longer than the field so that the same length is always immersed in the field. This arrangement is often used in bass loudspeakers where the increased weight of the voice-coil is less important. An equivalent method would be to lengthen the magnetic field but the larger magnets required would increase the cost. The alternative of having the voice-coil initially asymmetrical with respect to the magnetic field would require a change in the initial displacement for different amplifiers and is thus rather impracticable.³

This simple approach also unfortunately needs a centre-tapped voice coil for normal push-pull operation. For "ultra-linear" operation two more tapings are even necessary! From the point of view of requiring as little and as practical a change as possible in existing loudspeaker design this approach is seen to be inadequate.

Some sort of balanced arrangement whereby direct current in the voice coil is avoided would be an improvement. A straightforward circuit along

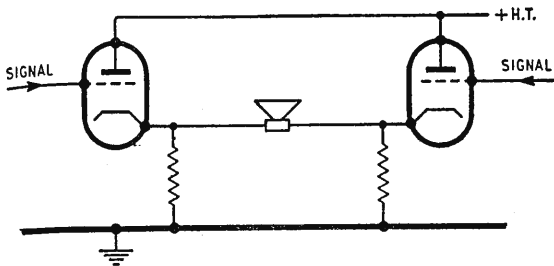


Fig. 1. Fletcher-Cooke output stage.

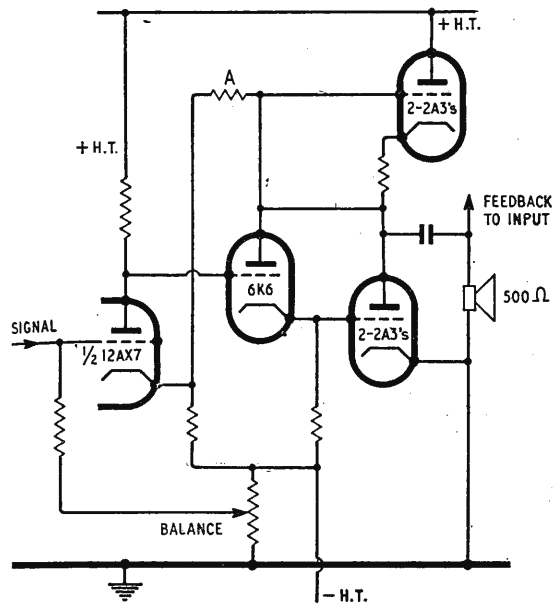


Fig. 2. Stephens amplifier.

diagrams for these are shown in Figs. 2 and 3. In both cases the signal from the lower output valve is fed to the grid of the upper so that the input signal varies the voltage across the output valves in opposite directions. More complicated power supply arrangements could have avoided the necessity of capacity connections to the loudspeakers. The circuit of the Stephens amplifier shows how d.c. connections between early stages may be arranged in this type of circuit. The resistor A provides negative feedback and serves to stabilize the bias on the 2A3s. With about 40 dB of feedback 3rd harmonic distortion is of the order of 0.4 per cent for 20 watts r.m.s. output into the 500-ohm load. Unfortunately, in both these amplifiers the voice coil does not provide a sole common load for the two output valves because they also partially load each other. Although cancelling of even harmonic distortion products could still be obtained by arranging for the output valves to give equal amounts of such distortion in the voice coil, this balancing would be difficult if not impossible, with the few variables available.

Push-Pull Series Connected Output Stages.—The last-mentioned disadvantage does not apply if the

this line is described by Fletcher and Cooke.⁴ The authors use a simple push-pull cathode follower arrangement shown schematically in Fig. 1. In order to obtain 12 watts of peak power in a 16-ohm loudspeaker 16 6AS7Gs were necessary. No distortion figures were quoted, and the damping was not very good (the output impedance was 23 ohms) but the authors did not use any overall negative feedback. In such cathode follower circuits low-impedance loudspeakers have an advantage in that the voltage requirements from the driver are not so serious as is usually the case.

Series Connected Output Stages.—Most other circuits use a series connected output stage, with either a single or push-pull input to this stage. In either case since the valve outputs in the load add together the optimum value for this load is less than half of that in the conventional push-pull arrangement. This type of circuit thus considerably eases the matching problem. It is also often easier to arrange d.c. connections between earlier stages and the output valves which improves the low frequency response and decreases the phase shift in this region.

Using a single input, series connected, output stage two commercial amplifiers have been developed, by Stephens⁵ and Phillips,⁶ both for capacity connected high-impedance loudspeakers. Schematic

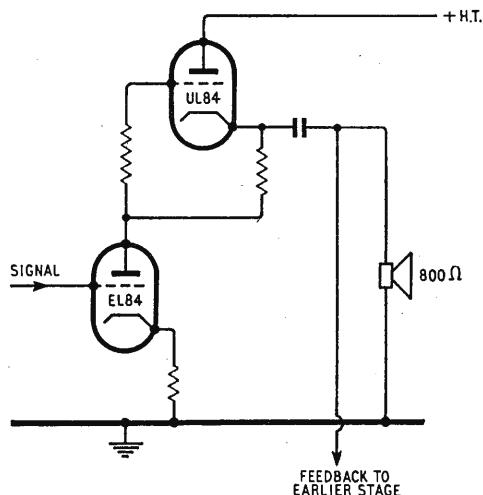


Fig. 3. Phillips output stage.

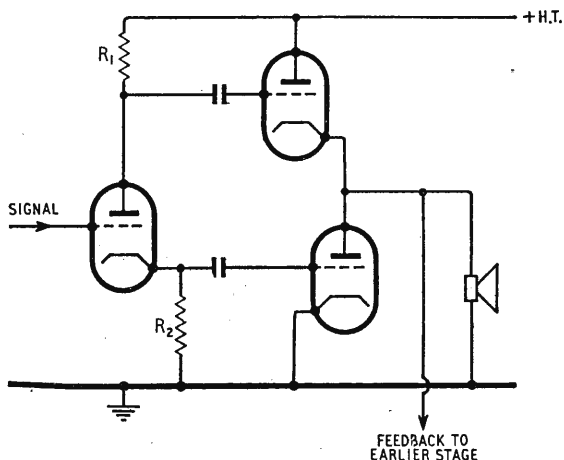
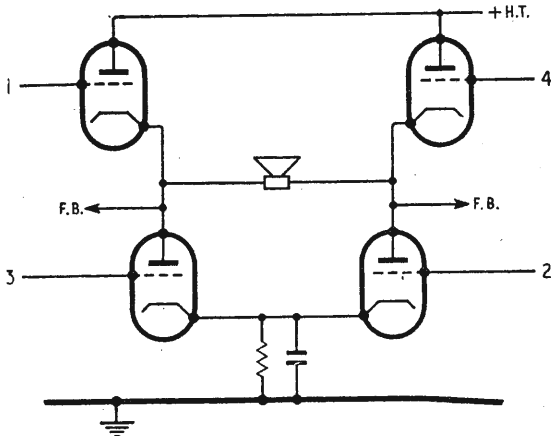


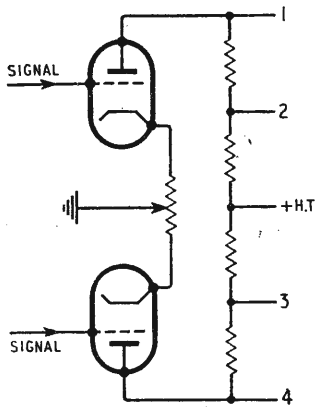
Fig. 4. Dickie-Macovski output stage.

output valves are series connected with push-pull input. In this case the optimum output impedance is one quarter of that for normal push-pull operation. If, however, the phase splitter and output valves are not correctly designed together it is difficult to retain equal drive in the output valves as the loudspeaker impedance changes.

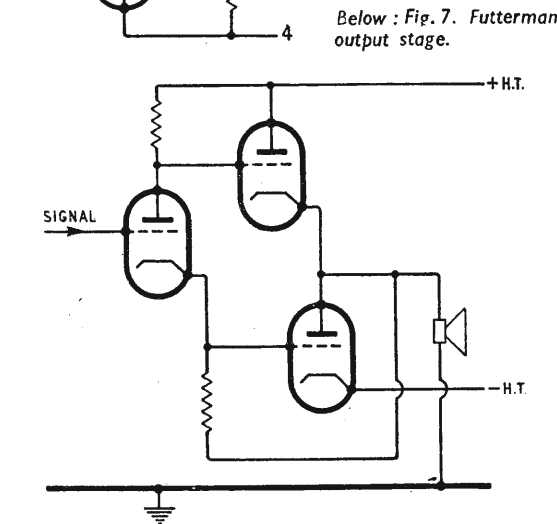
An example of this difficulty arises in an amplifier described by Dickie and Macovski.⁷ Omitting a push-pull driver stage the phase splitter and output stages are schematically as in Fig. 4. Here it will



Above: Fig. 5. Ouder output stage.



Left: Fig. 6. Ouder driver stage.



Below: Fig. 7. Futterman output stage.

be seen that the voice-coil load is coupled so that it provides feedback to the grid of the upper valve. Thus the input to this valve has to be increased and the resistor R_1 is made greater than R_2 . However the variation of voice-coil impedance over the frequency range (which may easily be of the order of 5 to 1) prevents exact adjustment by this means except over a narrow frequency band. In this amplifier the effect of this impedance variation is reduced by suitably shunting the voice coil; an example of such a shunt being simply a .01- μ F condenser and a 16-ohm resistor in series. This prevents the rise in impedance at high frequencies produced by the inductive voice coil and thus avoids instability caused by increased feedback and phase shift. The anode loads of the push-pull driver stage could also be adjusted to give better balance.

In this amplifier there is one voltage amplifying stage before the phase splitter and 3 6082 valves (26.5 volt versions of the 6AS7G) operating nearly in class B in the output stage. With 40 dB of overall feedback the harmonic distortion was 0.4 per cent for 25 watts r.m.s. into a 16-ohm load.

Essentially the same balancing difficulty arises in a variation of the circuit of Fig. 4 described by Ouder.⁸ Here instead of simply paralleling output valves to give increased power they are arranged in a bridge circuit (shown schematically in Fig. 5) which increases the optimum load to four times that for a parallel arrangement. Diagonal valves are run in phase, suitable driving voltages being obtained from a push-pull stage as in Fig. 6, this arrangement giving the necessary greater input to the upper tubes. An ordinary "concertina" phase splitter with suitable tapings on the loads could, of course, also be used. Here again using a balancing potentiometer as in Fig. 6, d.c. connections become possible.

In this amplifier there is a "see-saw" type of phase inverter before the driver, and 2 6AS7G valves operating in class A in the output stage. With about 15 dB overall feedback the intermodulation distortion was 0.7 per cent for 9 watts into a 400-ohm load.

Equalization of Drive in the Output Valves.—If we return now to Fig. 4 equal drive in the output valves can be obtained very simply as described by Futterman,⁹ by returning the earthy end of R_2 to the junction of the output valves as in Fig. 7. In this case both output valves are acting as cathode followers so that the voltage requirements from the phase splitter are large. However, the load is in the input to this valve in the correct sense to provide positive feedback so that a much lower voltage is actually required.

In the amplifier described in this reference (Ref. 9) there is a pentode, high gain, voltage amplification stage before the phase splitter. The cathode return from this pentode is taken to the tap of a potentiometer across the load so that varying amounts of negative feedback may be applied. There was in fact some difficulty in obtaining sufficient gain to give enough feedback to reduce the distortion sufficiently, but a phase splitter giving gain could be used. Using 14 type 12B4 valves operating in class B in the output stage, with 48 dB of overall feedback the harmonic distortion was 0.1 per cent for 20 watts into a 16-ohm load. Square wave tests on this and the amplifier of reference 7 already described give very impressive results even at

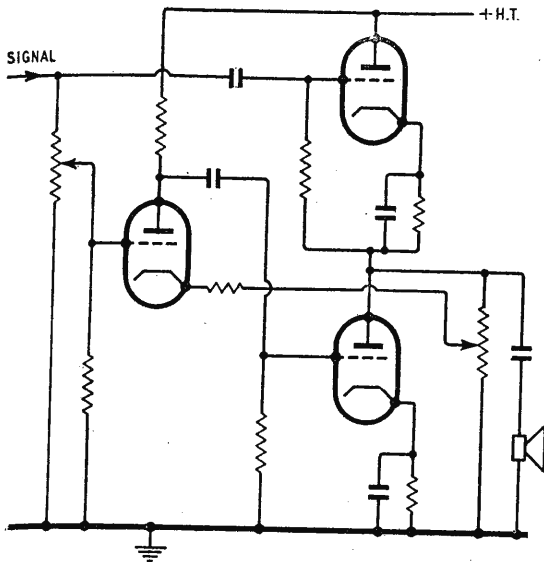


Fig. 8. Coulter output stage.

20 kc/s, with very short rise times and no overshoot.

A more complicated way of obtaining this equal balance, by applying extra feedback to the lower output valve in Fig. 4 is described by Coulter¹⁰ and illustrated in Fig. 8. Here the upper output valve is fed directly from the input. A suitable fraction of this input has its phase inverted by another valve and is then applied to the grid of the lower output valve. By taking the cathode feed for the phase inverter from the tap of a potentiometer across the load, negative feedback is applied to this inverter and thus to the lower output valve. The amount of this negative feedback is adjusted to compensate for that produced by the load in the upper valve.

A disadvantage of this arrangement is that the distortion in the input to the lower valve is greater than that to the upper as this input has to pass through an extra voltage amplifying stage (the phase inverter); and the even harmonics of this extra distortion cannot be cancelled in the output stage. Furthermore, the degeneration caused by the speaker varies with its impedance, whereas the feedback is a constant fraction of the output voltage.

This general type of output stage has been recently applied to a transistor circuit by Cossor's.¹¹ Transistors have an encouraging future in transformerless amplifiers as their voltage requirements are much lower, and a considerably higher overall efficiency should be possible. In the Cossor circuit equal drive in the output transistors is obtained by an input transformer. This transformer also avoids d.c. unbalance in these transistors but is contrary to the general philosophy of such amplifiers.

Returning again to Fig. 4, perhaps the best way of obtaining balanced inputs to the output valves is, as described by Peterson and Sinclair,¹² to take the anode supply for the phase-splitter from the junction of the output valves as in Fig. 9. In this case the input voltages to the output valves are always developed between cathode and grid, so that the load does not produce a cathode follower effect

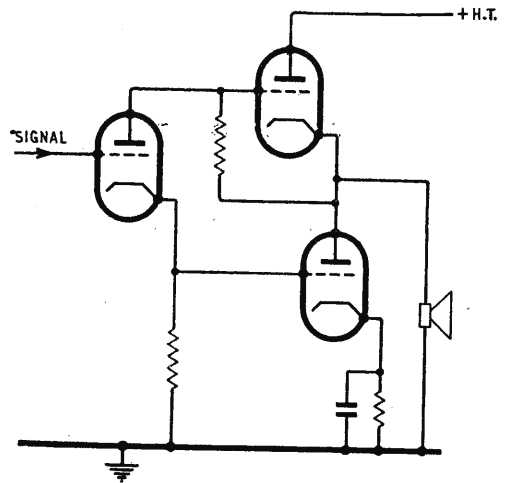


Fig. 9. Peterson-Sinclair output stage.

in either valve and there is no unbalance. A disadvantage is the negative feedback produced by the load on the supply voltage for the phase-splitter. This circuit also is susceptible to d.c. connection.

The authors give a general discussion of this type of amplifier using transformers solely as matching devices. No practical details of a strict transformerless amplifier are given.

Extended Class A?—Another novel type of circuit that may perhaps be of value in these amplifiers was given the name, "extended class-A," by the author.¹³ Here a triode and tetrode are run in parallel with their grids and anodes directly connected. The valves are biased for normal class A operation for the triode and this usually cuts off the tetrode, so that the arrangement acts as a triode for small signals. When the signal becomes sufficiently large (usually about one third of the maximum) the tetrode starts drawing current and increasingly controls the operation. This gives the transfer characteristic a slight curve but this is not serious. The circuit should combine the advantages of the low output impedance of triodes with the high current carrying characteristic of tetrodes. The idling anode current also is only about one third of the usual amount; or, in other words, for a given valve the maximum power obtainable is greatly increased.

Power Supplies.—It will be noted that the schematic diagrams in many cases envisage more than the usual number of power supplies, especially when those for screens and grids are worked out, and particularly if d.c. connections are desired. This complication is not as great as may be imagined when voltage doubling circuits, the avoidance of mains transformers, and direct series running of the heaters are considered. Moreover, due to the large amounts of negative feedback used, the hum in the output is generally reduced so much that chokes need not be used in the supplies. In fact, such chokes are often undesirable, as the impedance of the h.t. supply to the output valves must be low compared with the load to avoid loss of power.

Practical Choice of Output Valves.—To return to

some earlier remarks, one of the biggest practical difficulties is simply that of obtaining output valves that can pass the necessary current. Here from the cost point of view more than one valve will almost certainly be required for each side of the output stage. Bearing in mind that certain valves can be obtained very cheaply, it may be more economical to use a large number of one valve rather than fewer of another. Valves made primarily for other purposes, such as television line scan or current stabilization, can also sometimes be of use. The resultant optimum load should, of course, be made as small as possible, though increased distortion due to mismatch may be removable by sufficient feedback.

REFERENCES

- ¹ F. H. McIntosh and G. J. Gow, "Description and Analysis of a New 50-watt Amplifier Circuit," *Audio Eng.*, Vol. 33, December 1949, p. 9.
- ² V. Brociner and G. Shirley, "The Output-Transformer-less Amplifier," *Audio Eng.*, Vol. 36, June 1952, p. 21.
- ³ For another method see H. A. Watt, "The Post-ultimate Amplifier," *High Fidelity*, Vol. 6, April 1956, p. 62.
- ⁴ E. W. Fletcher and S. F. Cooke, "Cathode-follower Loudspeaker Coupling," *Electronics*, Vol. 24, November 1951, p. 118.
- ⁵ F. H. Gilbert, "Commercial O-T-L Amplifier of Unique Design," *Audio Eng.*, Vol. 36, August 1952, p. 46; and F. H. Gilbert, "An A.F. Amplifier Without Output Transformer," *Radio and Television News*, March 1953, p. 45.
- ⁶ *Wireless World*, Vol. 62, October 1956, p. 475, and *Wireless and Electrical Trader*, Vol. 103, September 1st 1956, p. 618.
- ⁷ D. P. Dickie, Jr., and A. Macovski, "A Transformerless 25-watt Amplifier for Conventional Loudspeakers," *Audio Eng.*, Vol. 38, June 1954, p. 22.
- ⁸ K. Onder, "A New Transformerless Amplifier Circuit," *Journal of the Audio Eng. Soc.*, Vol. 1, October 1953, p. 282; and K. Onder, "Audio Amplifier Matches Voice-Coil Impedance," *Electronics*, Vol. 27, February 1954, p. 176.

⁹ J. Futterman, "An Output-Transformerless Power Amplifier," *Journal of the Audio Eng. Soc.*, Vol. 2, October 1954, p. 252.

¹⁰ W. H. Coulter, "Amplifier Circuit having Series-connected Tubes," U.S. Pat. No. 2,659,775, Brit. Pat. No. 688,273. This patent is described in *Audio Eng.*, Vol. 38, March 1954, p. 2.

¹¹ *Electrical and Radio Trading*, Vol. 32, October 6th 1956, p. 54.

¹² A. Peterson and D. B. Sinclair, "A single-ended Push-pull Audio Amplifier," *Proc.I.R.E.*, Vol. 40, January 1952, p. 7.

¹³ H. T. Sterling, "Extended Class-A Audio," *Electronics*, Vol. 24, May 1951, p. 101.

B.B.C. Facts and Figures

OVER 20% of the 14,519 members of the B.B.C. staff are classified as being in technical engineering.

The total staff engaged exclusively on work for the television service is 3,700—about 25% of the whole.

Nearly 24% of the £11M spent during the last financial year on the sound services (excluding overseas transmissions) was devoted to engineering. Of this sum £237,269 went to the Post Office for rental of lines.

Of the £7M expended on television, 42% (£2.95M) was debited to engineering. Over half a million pounds was paid to the Post Office for lines.

The Post Office received, in all, nearly £1M from the B.B.C. for the rental of lines during the year ended last March.

During 1955-56 the gross licence income was £25.736M. Of this sum the Treasury took £2.75M and the Post Office retained £1.784M, leaving the B.B.C. £21.2M.

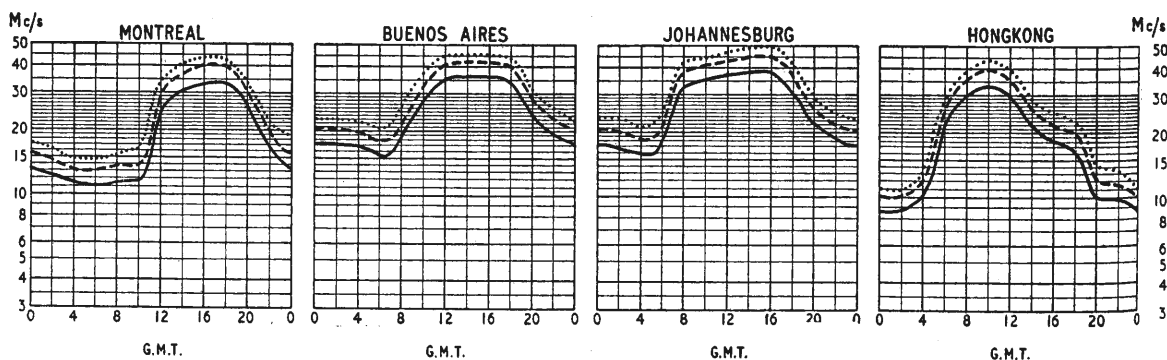
Thirty-nine high-power, short-wave transmitters and 177 aerials are used for the B.B.C.'s external services.

Over 20,000 hours of B.B.C. recordings were transmitted in 1955, and during the last five months of the year tape accounted for 70% of the total.

These facts and figures are culled from the "B.B.C. Handbook, 1957" (B.B.C. 5s), and the "Annual Report and Accounts of the B.B.C., 1955-56" (H.M.S.O. 6s).

SHORT-WAVE CONDITIONS

Prediction for February



THE full curves given here indicate the highest frequencies likely to be usable at any time of the day or night for reliable communications over four long-distance paths from this country during February.

Broken-line curves give the highest frequencies that will sustain a partial service throughout the same period.

- FREQUENCY BELOW WHICH COMMUNICATION SHOULD BE POSSIBLE FOR 25% OF THE TOTAL TIME
- PREDICTED AVERAGE MAXIMUM USABLE FREQUENCY
- FREQUENCY BELOW WHICH COMMUNICATION SHOULD BE POSSIBLE ON ALL UNDISTURBED DAYS

Automatic Component Assembly

By K. M. McKEE*

B.Sc., A.M.I.E.E.




Fig. 1. Automatic in-line conveyor with fourteen component inserting stations, and board loading and unloading machines.

ECONOMICAL PRODUCTION OF COMPLICATED ELECTRONIC EQUIPMENT

WITH the remarkable rate of growth of the electronic industry during the past twenty years it is not really surprising that the production side has had little time to investigate fundamentally new methods of circuit construction. Development engineers have been more than fully occupied incorporating in their designs improved components and rapidly developing circuit techniques, and at the same time in maintaining prices at a level which compared favourably with competitors.

The conventional form of the electronic circuit appears to have been derived from the larger and more robust electrical power installation, in so far as both consist essentially of independently manufactured units interconnected by wires. While this form of electronic circuit offers flexibility in construction, its reproduction in quantity involves a multitude of point-to-point wires, terminals, insulators and metal fittings. The result has been a high labour content and the existence of numerous possible sources of error in assembly. It is significant that on a normal assembly line in the radio and television industry one inspector is required for every five operatives.

A further difficulty lies in the fact that random effects due to minor differences in wiring layout make it hard to obtain consistent standards of performance, particularly where high frequencies are involved. Moreover, the variable and complex nature of the layout itself allows very limited scope for employing mechanical aid to improve the rate and general efficiency of assembly.

Advent of the Printed Circuit.—It has become clear that if industry is to meet the demand for an increased volume of more complicated electronic circuits at reduced cost, the basic form of circuits

would have to undergo a radical change in order to introduce the machine into every stage of production. Various schemes have been evolved using a variety of methods, several of which have involved producing complete electronic circuit assemblies from basic material. In this connection it has proved not at all easy to reproduce in the circuit elements that go to make up these assemblies the reliability and tolerances associated with orthodox components. After all, the characteristics of standard components have been built up as a result of years of development and production experience.

The form of assembly that has now gained wide acceptance is the combination of standard components and printed-wiring boards. Printed-wiring boards etched from copper-clad phenolic laminate have the great merit from the production standpoint that all conductor terminations are fixed in position and in a single plane. Above all, mechanized processing can be applied in turning out identical wiring boards, so forming a suitable basis for automatic assembly and subsequent mechanized operations.

It has been estimated in the report¹ of a comprehensive survey conducted on behalf of the U.S. Navy that with assemblies produced in this way, the labour content is reduced thirty times in comparison with conventional methods; in both cases production capacity and rate were assumed to be constant. To assist in achieving this remarkable saving in human effort, the report recommends the adoption of automatic multi-station in-line machinery for the assembly of standard components on the printed-wiring boards.

Automatic Assembly Machinery.—Fully automatic assembly machinery may be divided into two types; programmed single-station machines and multi-station in-line conveyor systems. Programmed

*Geo. Tucker Eyelet Co. Ltd.

single-station machines have a relatively low rate of output, are costly, and complicated in concept and action. Accurate programmed tapes are necessary; though once the tapes have been made, no other machine setting-up routine is necessary. The field of application lies chiefly in the assembly of batches of very short production runs.

The alternative is the multi-station in-line conveyor system where the intricate assembly operation is broken down into a number of easy stages, which in turn implies a series of simple and reliable mechanisms. Separate pre-set machines are mounted on a transfer conveyor, each machine (or station) inserting a single type of component into the printed-wiring boards as they pass down the line. The machines are arranged to operate simultaneously so that on completion of each machine inserting cycle an assembled wiring board emerges at the end of the line. Although the movements of an in-line transfer conveyor could hardly be described as fast, surprisingly high output rates of

up to 1,200 assembled boards an hour can be regularly maintained. What is more, the conveyor may be extended to accommodate any number of additional machines without change of output rate; though a line of forty stations is now regarded as the practical upper limit.

Application in Industry.—Early in 1956, eighteen in-line transfer conveyors were in regular operation in the factories of leading United States electronic manufacturers. The most widely used system was that incorporating "Dynasert" automatic equipment. This machinery is now being developed and manufactured in this country, and is being made available to the British electronic industry by the Geo. Tucker Eyelet Company under the "Dynasert" trade mark.

The first of these conveyors to be installed in the United Kingdom is at present in production on a commercial basis at the Ekco factory at Southend, and a second is shortly to be in operation in the works of another well-known British radio and television manufacturer. During the past year, as a preliminary step to full automatic assembly, six other manufacturers have purchased machines modified as manually operated bench machines. These machines (which will later be described in greater detail) can readily be converted for use on a fully automatic conveyor.

Conveyor Operation.—The conveyor, Fig. 1, consists essentially of a transfer machine for transporting the printed-wiring boards, and bringing each in turn into an accurately located and firmly locked position beneath the inserting machine heads at every station. The phenolic laminate material of the printed-wiring board is unfortunately inclined to be dimensionally unstable, particularly after having been subjected to unavoidable temperature cycles during the etching and punching process. It has been found that mounting the board on a light alloy frame or pallet for assembly, as shown in Fig. 2,

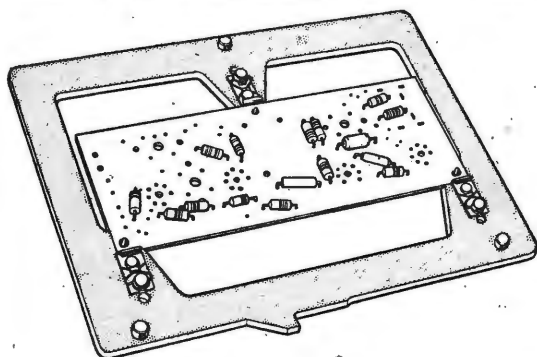


Fig. 2. Conveyor pallet complete with printed-wiring board and assembled axial-lead components.

Fig. 3. Simplified diagram showing the circulation of pallets on the forward and return conveyor belts. The electrical control system is illustrated comprising micro-switch units and machine-control panels at each station, together with the conveyor-control panels on the end sections.

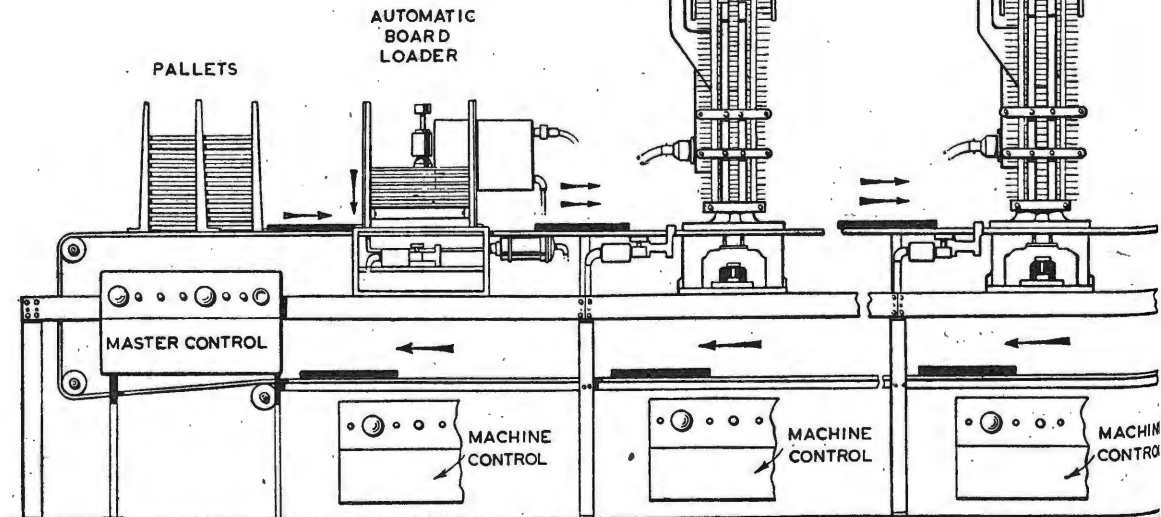



Fig. 4. Loading end of the conveyor with stack of empty pallets and loading unit for mounting printed-wiring boards on pallets prior to component assembly.

assists accuracy of location and enables a range of board shapes and sizes to be accommodated without adjustment to the conveyor.

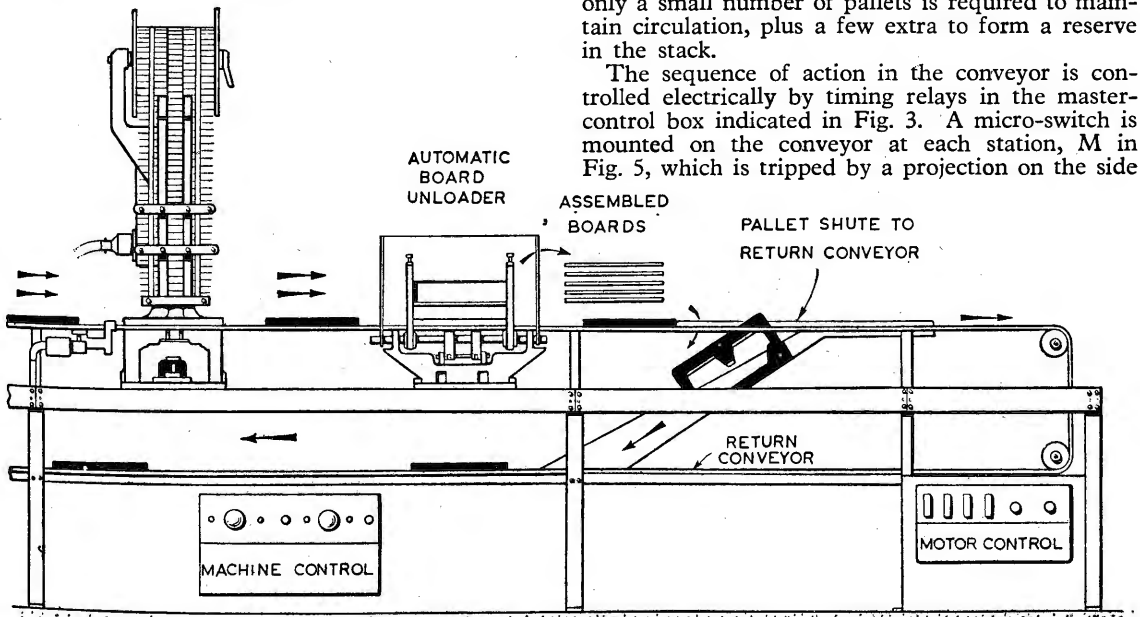
A simplified drawing illustrating the action of the conveyor and the circulation of the pallets is shown in Fig. 3. Pallets are stacked at the left-hand end of the conveyor and are released one at a time on to a set of twin conveyor belts (see C in Fig. 5) which are continually in motion while the conveyor is in operation. At the next station, printed-wiring boards are automatically fed beneath the ram plate of a pneumatic press, Fig. 4, which thrusts the board downwards between the spring clips on the pallet. The board is firmly held on the pallet by steel pins which fit into accurately punched location holes at the edges of the board, Fig. 2. One of the holes must be round, the remainder may be drawn to allow for any change that may have taken place in the lateral dimensions of the board.

The pallet with the board is now released and transported by the conveyor belts to the first inserting station, where it is lifted from the belts and solidly locked beneath the machine head. On com-



pletion of the inserting cycle, the pallet is once more released. In this way, a series of pallets carrying printed-wiring boards proceeds down the line until the board-unloading station is reached at the distant end. Here the reverse of the loading process takes place, with the boards being pushed from the pallets by a ram press acting from underneath. Fingers on arms incorporated in the unloader unit lift the boards, which then slide off down a chute (not shown). The empty pallets are tripped off the forward moving belts and descend by another chute to the lower return conveyor, where they pass back to the head of the line. It will be observed that only a small number of pallets is required to maintain circulation, plus a few extra to form a reserve in the stack.

The sequence of action in the conveyor is controlled electrically by timing relays in the master-control box indicated in Fig. 3. A micro-switch is mounted on the conveyor at each station, M in Fig. 5, which is tripped by a projection on the side



of each pallet, Fig. 2, when the pallet reaches a station. The micro-switches are connected in a series circuit, so that only when every pallet has arrived at its station will the circuit be complete, and the timing relay actuated in order to allow the insertion cycle to commence. The circuit thus serves as an interlock to arrest action should a serious conveyor stoppage occur, in which event a signal light on the machine control box in question is illuminated to attract attention. Switches fitted to each machine control box enable units to be operated independently or isolated from the main control circuit.

Component Inserting Units.—Over 70% of the components used by the electronic industry for radio and television equipment are of the axial-lead type, and the vast majority of these are of the $\frac{1}{4}$ -W resistor size or smaller. In considering the design of automatic inserting machines, it was obviously essential to develop a rugged and reliable unit at reasonable price to handle this particular range. The No 1 "Dynasert" component inserting machine illustrated in Figs. 5 and 6 has proved to be capable of maintaining an insertion reliability of better than 99.8%.

A high insertion reliability of this order is vital if the operation of a line of automatic machines is to be a practical proposition. For instance, if the machine insertion reliability was only 95%, according to the laws of probability with ten machines in line, 40% of the assembled printed-wiring boards would contain a misplaced component. On a similar conveyor having a machine insertion reliability of 99.8%, the corresponding figure would be less than 2%. Good mechanical design and precision workmanship in making machine inserting head parts are required for high insertion efficiency.

Apart from axial-lead components, machines are in course of development for handling flat and disc radial-lead capacitors, and a wide variety of printed circuit valve bases. Another machine of this type is also being developed for inserting printed circuit sub-assemblies, consisting of a number of components mounted on a small printed-wiring board. The sub-assembly may be made up on a conveyor with the manufacturer's own choice of components, or, alternatively, purchased as a packaged item from a component maker. Sub-assemblies when mounted vertically on a larger printed-wiring board introduce a third dimension to the layout, and their application in certain circuits leads to economy in board area.

A further range of conveyor machines has been planned for placing eyelets, tags and special terminals, which are often needed for interconnecting wiring between one printed-wiring board and another, and from them to the larger units used with electronic equipment.

Axial-lead Component Machines.—Machines for axial-lead components will be made in three sizes, which depend mainly on the dimensions of the component body to be handled and the corresponding lead-hole spacing on the printed-wiring board. The two sizes of unit at present available will handle components of the smallest body length and a minimum body diameter of $\frac{3}{32}$ in up to approximately 1in body length and $\frac{3}{16}$ in diameter. The third unit is being designed to insert components with maximum body dimensions of $2\frac{1}{2}$ in in length and 1in in diameter.

Also, a modified version of the axial-lead component machine has been developed for inserting jumper wires. Jumper wires are cut from a reel of plain or coated wire; then formed, inserted, and clinched in a similar manner to axial-lead components. Circuit designers have found jumper wires of special value in solving printed-wiring layout problems, as they are able to form a useful bridge connection between any two printed conductors.

For feeding purposes, axial-lead components are belted on reels before being loaded on to the machine. It is hoped that component manufacturers will soon make their standard axial-lead components available in belted form. "Dynasert" belting machines which straighten out slight bends and kinks in the leads and belt-up the components on reels, are soon to be available for use by both component and electronic equipment manufacturers. It is now generally accepted that reels of belted components with straight leads provide a most economical and efficient method of packaging for all applications.

The machine shown in Figs. 5 and 6 is a typical example of the units used for inserting belt-fed components. Components on leaving the reel slide down the guide bars G, which are of sufficient length to allow reels to be changed without interfering with continuity of operation. The leads are then engaged either side of the body by grooves cut round the peripheries of two feed wheels, Fig. 7, and drawn under the inserting tools in the head. On air being released in to a pneumatic cylinder, Fig. 6, which is mounted in the frame, F in Fig. 5, the tools are thrust downwards towards the printed-wiring board. In the process, excess length is trimmed from the leads, which are then formed through a right-angle at each end, and driven down and through the pre-punched holes in the board. The remaining wire trimmings are carried clear of the inserting mechanism by the tray T, Fig. 5, still attached to the tapes.

The pneumatic cylinder through a separate lever system raises two anvils, Fig. 7. The leads on emerging from the underside of the board are clinched over by the anvils in any pre-set direction, the ends being normally arranged to lie along the printed conductors, as indicated in Fig. 8. Experience of many millions of insertions in the U.S.A. has shown that leads clinched in this way greatly assist the formation of sound dip-soldered connections to the printed wiring.

Referring to Fig. 7, a resistor is represented in three of the stages of insertion and clinching.

The overall cut-off length

$$I' = L + D + d + 2(t + s + c)$$

Substituting the values of dimensions in the brackets, which are recommended in the majority of cases:

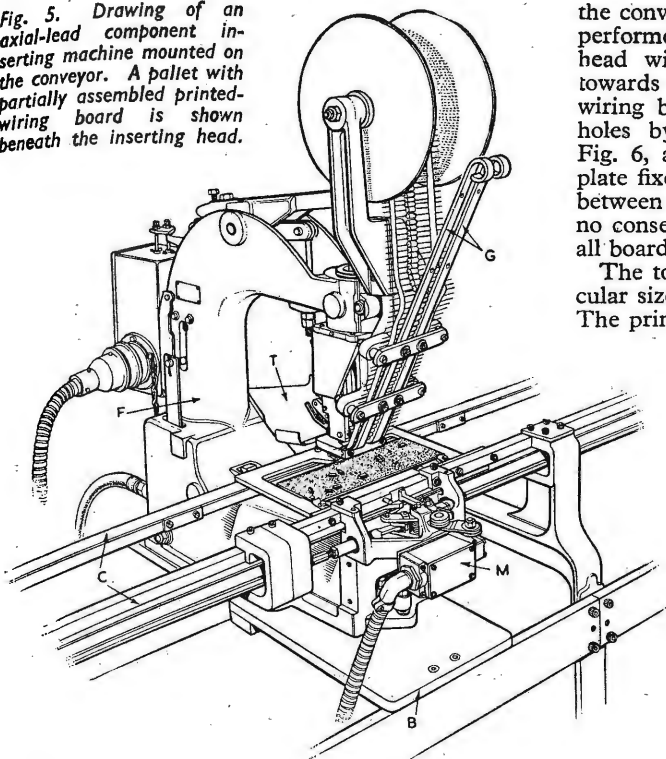
$$I' = L + D + d + 2 \left(\frac{1}{8} + \frac{1}{8} + \frac{1}{8} \right) \text{ inches}$$

i.e., $I' = L + D + d + \frac{1}{2}$ inches.

Production Change-over.—Lack of flexibility in production change-over has in the past rendered some previous systems of automatic assembly impractical under modern working conditions. This could scarcely be said of the multi-station in-line system, where adjustment from one layout of printed-wiring board to another usually takes less than six minutes per station.

Inserting machines are secured in position on

Fig. 5. Drawing of an axial-lead component inserting machine mounted on the conveyor. A pallet with partially assembled printed-wiring board is shown beneath the inserting head.



the conveyor by a single clamping screw. Setting is performed by lowering the tools in the inserting head with the leads of a component projecting towards the appropriate set of holes in a sample wiring board. The leads are aligned against the holes by rotating the head about a vertical axis, Fig. 6, and adjusting the unit itself about a base plate fixed to the conveyor frame. Punching errors between sets of component lead holes are clearly of no consequence provided the error is consistent on all boards.

The tools in the head are designed for one particular size of component body and lead-hole spacing. The principle adopted is that the lead-hole spacing




Fig. 6. Rear view of an axial-lead component inserting machine about to place a component. The inserting head has been rotated to align the component leads to the pre-punched holes in the printed-wiring board.

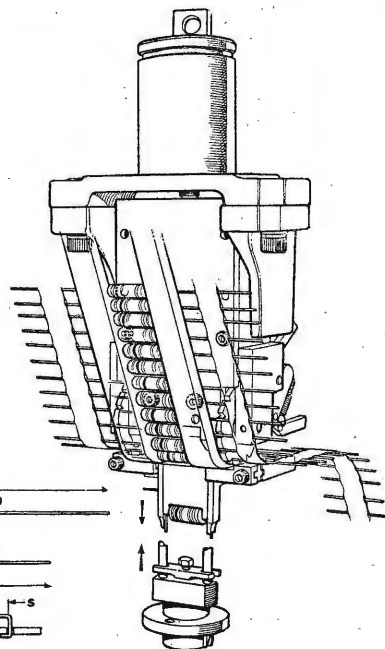


Fig. 7. Inserting mechanism of axial-lead component machine including anvils, with the feed wheels in the head shown through the tapes carrying components down for insertion. Note how the remaining wire trimmings are transported clear of the mechanism by the tapes. On the left, a resistor is represented in three of the stages of insertion and clenching to the printed-wiring board.

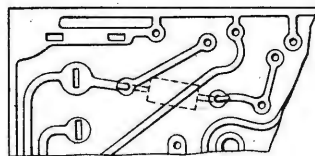


Fig. 8. Portion of a typical printed-wiring board viewed from the printed circuit side. A resistor is shown in position with the end of its leads clenching over to follow the direction of the printed conductors.

is a function of the component dimensions rather than the printed circuit. To avoid mechanical difficulties and the high cost associated with small variable setting devices, it was decided to produce tools for a range of standard hole spacings, with dimensions of the most used components in mind. Special tools can, however, be made for any lead-hole spacings within the limitations imposed by the dimensions of the component and machine head.

A conveyor station may be converted from feeding




Fig. 9. Machine modified for bench operation showing the operator's foot control and with the safety cover guards in position on the machine.

one component to another of different dimensions by substitution of (i) the machine, or (ii) the inserting head, Fig 7, or (iii) the tools in the inserting head. The change-over in (i) and (ii) may be carried out by an unskilled operator in a matter of minutes, (iii) involves the services of a skilled mechanic for about 20 minutes.

Semi-automatic Production.—For short production runs conveyor machines may be mounted on a work table, Fig. 9, and employed as individual bench units. Only minor modification is required to the air control system of the conveyor model, for foot operation. Several such units could be adapted to cover a large percentage of the components needed for the circuits on most printed-wiring boards. Furthermore, by stripping the component-feed fittings from the head, a bench machine may be converted to a component cutting and forming unit, which is occasionally required by manufacturers for the preparation of special components prior to manual insertion.

Fig. 10 shows a close-up view of an optical location attachment fitted to the bench machine in Fig. 9. The arrangement projects two narrow beams of light on to a mirror, which reflects the light and produces two bright spots on the printed-wiring board. The board is quickly manipulated until the spots of light disappear down the required pair of holes, the foot pedal is depressed and the machine inserts and clinches the component. For a large batch of boards, it is preferable to use the arrangement as a setting-up aid for magnetic stops attached to the metal jig, subsequently using the stops as a location jig for positioning the boards.

In comparison with manual performance of the same work, the machine shows a marked saving in time, and practically no operator fatigue has been experienced over long periods of operation.

Designing for Automatic Assembly.—Perhaps the most satisfactory feature of the new automatic production techniques from the point of view of the designer is that he has now almost complete control over the final performance of the circuit that he designs. If he succeeds in obtaining good results from a prototype in his laboratory, there is no reason why that performance should not be repeated in practically every model produced on the factory floor. On the other hand his responsibility is now much greater than it used to be. His design must be entirely free from error because it will often be an extremely costly matter to rectify a mistake once production has commenced. In the author's experience, most designers in the industry have welcomed the change and are only too willing to accept the increased responsibility entailed.

Many firms are now in the difficult stage of transition, where they are attempting to adapt designs and layouts that were intended for conventional wiring. This is nearly always a most difficult task to accomplish satisfactorily, and it is usually quicker to scrap the original layout and start again. In the United States, where now nearly 90 per cent of the mass-produced electronic equipment is on printed wiring, it has been found that three to five boards are most suitable for a television receiver, and one or two for a radio receiver. Hole-positional errors outside the tolerances required for automatic assembly, servicing problems, and breakages in punching, have turned the scales against the use of large-size wiring boards. It is now generally recognized in all fields of production engineering that the product must be designed with automatic production in mind.

Component manufacturers have also realized that parts developed for flexible wiring create serious mechanical problems in their assembly on printed circuits. The new tendency is for leads to become stouter and shorter, with larger and awkwardly shaped components fitted with snap-in type connections. Physical dimensions will have closer tolerances and a high degree of standardization among




Fig. 10. Optical location attachment fitted to a bench machine to facilitate positioning of the printed-wiring board before insertion of a component.

various manufacturers' products will become increasingly important.

Advantages for the Future.—It might well be asked what is on the credit side for the effort and capital that will be expended in changing from the old to the new manufacturing techniques. There is little doubt that substantial financial savings will be possible in production costs, not so much by considering any single process on its own, such as automatic assembly, but by evolving a complete flow-through production system commencing with mechanized processing of printed wiring and followed by automatic assembly, mechanized dip-soldering, and automatic electrical testing. Among other outstanding advantages are increased uni-

formity and reliability of the final product with far less inspection, rapid production change-overs and a massive production potential available to meet any emergency or unforeseen increase in demand.

REFERENCES

¹ "New Horizons for Electronic Assembly." Navord Report 5143 compiled by Stavid Engineering Inc., for the Dept. of the Navy, Bureau of Ordnance, Washington 25, D.C.

² A description of "Dynasert" machinery was first published in articles by the author entitled "Automatic Component Assembly for Printed Circuits." *Journal I.E.E.*, Vol. 2, Sept. 1956, and "Dynasert Automatic Component Assembly Machines for Printed Circuits," *Machinery*, Vol. 89, Nov. 16th, 1956.

B.B.C. F.M. Transmitter Performance

SOME insight into the standards of quality specified by the B.B.C. and provided by the manufacturers of the transmitters now being installed for the v.h.f. service is given in papers* recently read at the Institution of Electrical Engineers and to be published in the Proceedings (1957, Vol. 104, Part B).

Two systems of modulation are being used: the transmitters supplied by Standard Telephones and Cables make use of balanced reactance-valve modulation of a free-running oscillator whose centre frequency

is controlled by reference, after frequency division, to a low-frequency crystal standard, and those supplied by Marconi's Wireless Telegraph Company rely on the "FMQ" system in which a low-frequency crystal-controlled oscillator is directly modulated by a balanced susceptance circuit† and followed by frequency multiplication.

The published figures for the performance of these two systems summarized below are expressed in different ways and are not directly comparable, but they indicate the high standards achieved in the frequency-modulated v.h.f. service.

* "Frequency-Modulated Quartz Oscillators for Broadcasting Equipment." W. S. Mortley, A.M.I.E.E. "Frequency-Modulated V.H.F. Transmitter Technique," A. C. Beck, B.Sc.(Eng.), A.M.I.E.E., F. T. Norbury, A.M.I.E.E., and J. L. Storr-Best, B.Sc.(Eng.), A.M.I.E.E.

† "FMQ" W. S. Mortley, A.M.I.E.E., *Wireless World*, October, 1951.

"FMQ"						REACTANCE MODULATOR	
Frequency	Source distortion	Deviation				HARMONIC DISTORTION (%)	FREQUENCY (c/s)
		25 kc/s	50 kc/s	75 kc/s	100 kc/s		
kc/s	%	%	%	%	%		
0.03	0.2	0.62	1.0	1.2	1.4		
1.0	0.16	0.16	0.33	0.48	0.75		
7.5	0.13	0.19	0.21	0.42	0.83		
10.0	0.18	0.2	0.28	0.38	0.75		
15.0	0.13	0.22	0.45	0.6	1.1		

A.F. RESPONSE (without pre-emphasis)				Within ± 0.5 dB of 400 c/s level between 30 c/s and 15 kc/s	
kc/s	dB	kc/s	dB		
0.03	-0.6	4	-0.1		
0.06	-0.1	8	-0.5		
0.12	0	10	-1.0		
0.4	0	12	-1.4		
1	0	15	-3.3		
2	0	20	-11.0		

F.M. NOISE (relative to 75 kc/s)	
-62 dB	-68 dB

A.M. NOISE (relative to unmodulated carrier)	
-60 dB	-56 dB

CENTRE FREQUENCY STABILITY	
2 parts in 10 ⁶ for deviations at 30 c/s and 10 kc/s between 0 and 100 kc/s	<2.5 parts in 10 ⁶ between 20 c/s and 15 kc/s with modulation 133% (75 kc/s = 100%)

Limiters and Discriminators

2—Foster-Seeley Discriminator ; Designing for Minimum Distortion

By G. G. JOHNSTONE*, B.Sc.

THE basic type of Foster-Seeley discriminator is shown in Fig. 1. A number of variants exist in practice, and these are discussed later. The audio output is the difference between the output voltages developed by the two diodes D1 and D2. At the centre frequency of the circuit, this output is zero, and the output swings above or below zero as the frequency of the applied signal shifts from its centre value. We shall assume initially that the diodes have 100 per cent rectification efficiency; the audio output is then equal to the difference of the peak values of the two r.f. voltages applied to the diodes.

Now let us analyse the r.f. side of the circuit. The transformation we shall employ is that shown in Fig. 2, the development of which was given in the first part of this article. The phase-difference transformer of Fig. 1 is then identical in performance with the arrangement of three tuned circuits shown. The "ideal" transformer T serves only to ensure that the current fed to its centre tap divides equally between the branches connected to its ends. We shall concentrate initially on the two tuned circuits connected between terminals 2, 3 and 2, 4. The parameters used are $x = 2Q_s df/f_0$ and $R_s/2$, the dynamic resistance of the tuned circuits. In the expression for x , df is the shift of the signal from its centre frequency f_0 , whilst the value of Q_s is given by R_s/L_s . The centre frequency f_0 is given by $f_0 = 1/2\pi\sqrt{L_s C_s} = 1/2\pi\sqrt{L_p C_p}$. The special values of $x = \pm x_1$ give the displacement of the resonant frequencies of each of the two circuits from the centre frequency. In the circuit shown in Fig. 2, the resonant frequency of one tuned circuit is given by

$$\left(1 + \frac{M}{2L_p}\right)^{-\frac{1}{2}} f_0 \text{ and that of the other by } \left(1 - \frac{M}{2L_p}\right)^{-\frac{1}{2}} f_0.$$

These values are equal approximately to $\left(1 - \frac{M}{4L_p}\right)$

f_0 and $\left(1 + \frac{M}{4L_p}\right) f_0$ respectively, and hence

$x_1 = 2Q_s M/4L_p = Q_s M/2L_p$. This can be rearranged into a more convenient form as follows.

$$\begin{aligned} x_1 &= \frac{Q_s M}{2L_p} \\ &= \frac{Q_s k \sqrt{L_s L_p}}{2L_p} \text{ where } k \text{ is the coupling coefficient} \\ &= \frac{k Q_s}{2} \sqrt{\frac{L_s}{L_p}} \end{aligned}$$

It is shown in the Appendix that if E_p and E_s are peak values voltages across the primary and secondary winding of the phase-difference transformer at resonance, then

$$x_1 = (E_s/2)/E_p$$

With a constant-current input $I/2$ to each of the two tuned circuits connected between terminals 2, 3 and 3, 4 the difference between the peak r.f. voltages between terminals 2, 3 and 2, 4 is given by

$$E = IR_s/4(a_1 x + a_3 x^3 + a_5 x^5 \dots)$$

where

$$a_1 = 2x_1(1 + x_1^2)^{-3/2}$$

$$a_3 = x_1(2x_1^2 - 3)(1 + x_1^2)^{-7/2}$$

$$a_5 = \frac{1}{2}x_1(8x_1^4 - 40x_1^2 + 15)(1 + x_1^2)^{-11/2}$$

E is equal to the a.f. output provided that rectification efficiency is 100 per cent.

Except for the special case when the elements of the tuned circuit connected between terminals 1 and 2 become of infinite impedance, the input current, I , to the centre tap of the "ideal" transformer T is not constant. Its value can however be calculated. If the input current to terminals 1, 2 is I_{in} , then I is equal to I_{in} less the current flowing in the tuned circuit connected between terminals 1 and 2.

In order to simplify the treatment, we shall assume that the Q-values of the two circuits of the phase difference discriminator transformer are equal. Additionally, we shall employ the relationship $p = L_s/L_p$. The equivalent circuit can then be redrawn as shown in Fig. 3.

The relationship between I and I_{in} is then given by

$$I = I_{in} \frac{j + x_1^2}{\frac{j}{4} + x_1^2} \left[\frac{1 + 2x^2 \frac{(1-x_1^2)}{(1+x_1^2)^2} + x^4 \frac{1}{(1+x_1^2)^2}}{1 + 2x^2 \frac{(1-n^2)}{(1+n^2)^2} + x^4 \frac{1}{(1+n^2)^2}} \right]^{\frac{1}{2}}$$

where $n = kQ$

(see Appendix).

At first sight it would appear that the output

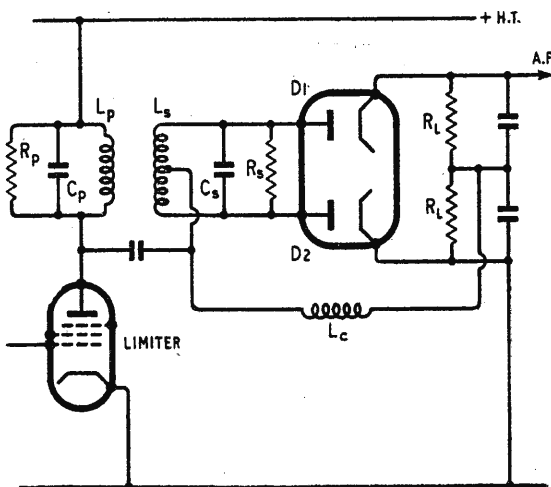


Fig. 1. Basic Foster-Seeley discriminator circuit.

for F.M. Receivers

In the first article of this series an equivalent circuit for the phase-difference transformer employed with the Foster-Seeley discriminator and the ratio detector was derived. This equivalent circuit enables these two forms of detector to be treated in the same manner as the Round-Travis circuit, already discussed, and in this part we shall discuss the Foster-Seeley circuit in greater detail.

voltage depends upon three variables, x_1 , p and n . This is however, not true because

$$x_1 = \frac{1}{2} kQ \sqrt{\frac{L_s}{L_p}} = \frac{1}{2} n\sqrt{p}$$

Thus there are only two independent variables.

From the equation for I , it will be apparent that I is independent of x only if $x_1 = n$. This is the special case referred to above, when the inductance L' becomes infinite, capacitor C' becomes zero, and R' becomes infinite. In these conditions $\sqrt{p} = 2$, and hence $I = I_{in}$ as would be expected.

It was shown in Part I that the coefficient a_3 in the expression of the output voltage is zero when $x_1 = \sqrt{1.5}$. In the phase-difference transformer, the same conditions apply when $n = \sqrt{1.5}$, and $L_s = 4L_p$.

In the general case, when x_1 does not equal n , we can express I as a power series in x , as follows

$$I = I_{in} \frac{1 + x_1^2}{\frac{p}{4} + x_1^2} (b_0 + b_2 x^2 + b_4 x^4 \dots)$$

where

$$b_0 = 1$$

$$b_2 = \frac{1 - x_1^2}{(1 + x_1^2)^2} - \frac{1 - n^2}{(1 + n^2)^2}$$

$$b_4 = \frac{2x_1^2}{(1 + x_1^2)^4} + \frac{1 - 4n^2 + n^4}{(1 + n^2)^4} \cdot \frac{1 - x_1^2}{(1 + x_1^2)^2} \cdot \frac{1 - n^2}{(1 + n^2)^2}$$

Inserting this value for I in the expression for E gives

$$E = \frac{I_{in} R_s}{4} \cdot \frac{1 + x_1^2}{\frac{p}{4} + x_1^2} (c_1 x + c_3 x^3 + c_5 x^5 \dots)$$

where

$$c_1 = (a_1 b_0)$$

$$c_3 = (a_1 b_2 + a_3 b_0)$$

$$c_5 = (a_1 b_4 + a_3 b_2 + a_5 b_0)$$

The distortion introduced is represented by the terms in x^3 and x^5 . To minimize distortion, therefore, it is desirable that the coefficients of these terms should be as small as possible. The dominant term is the coefficient of x^3 , and this can be made equal to zero by appropriate choice of parameters. For this condition, $a_1 b_2 + a_3 b_0 = 0$, and substituting values this gives

$$-x_1^2 (2x_1^2 - 3) (1 + x_1^2)^{-7/2} = 2x_1 (1 + x_1^2)^{-3/2} \times [(1 - x_1^2)(1 + x_1^2)^{-2} - (1 - n^2)(1 + n^2)^{-2}]$$

This reduces to

$$\frac{1}{(1 + x_1^2)^2} = \frac{2(n^2 - 1)}{(1 + n^2)^2}$$

The graph of x_1 plotted against n is given in Fig. 4. This shows that if n is less than 1, c_3 cannot equal zero. It also shows that if n is between 1 and 1.2 approximately, there is little margin for error in

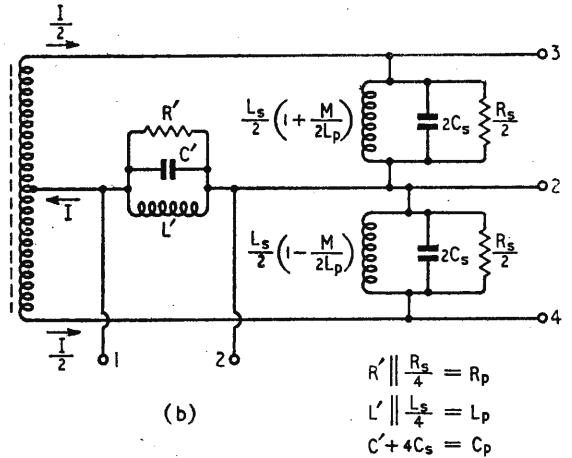
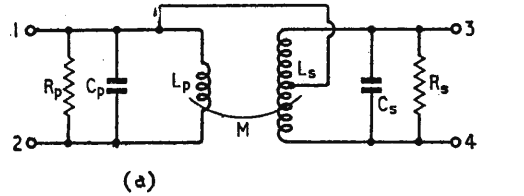


Fig. 2. (a) Phase-difference transformer, and (b) its equivalent circuit.

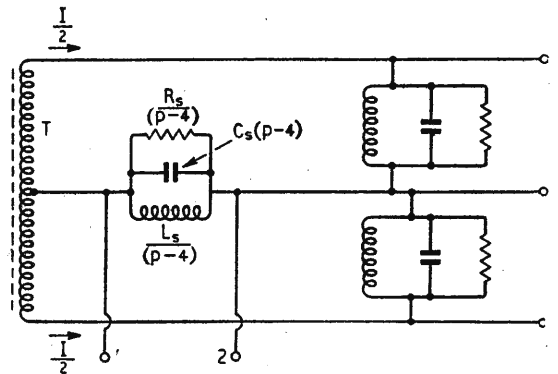


Fig. 3. Equivalent circuit of phase-difference transformer for $Q_e = Q_o$; $p = L_s/L$.

adjustment of n , since x_1 is varying rapidly. The minimum value of x_1 occurs when $n = \sqrt{3}$; at this value $x_1 = 1$. Above $n = \sqrt{3}$, the slope of the curve is positive. This is of some importance, since x_1 is itself proportional to n . If n departs from its correct value, it is desirable that x_1 should change in the same sense to minimize the value of c_3 .

The graph of x_1 plotted against n does not indicate any specific optimum value for n and x_1 . However,

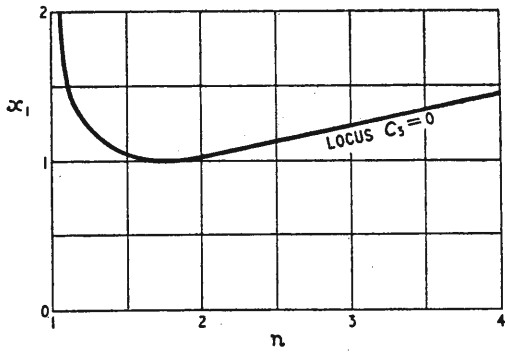


Fig. 4. Graph of x_1 against n for $c_3 = 0$.

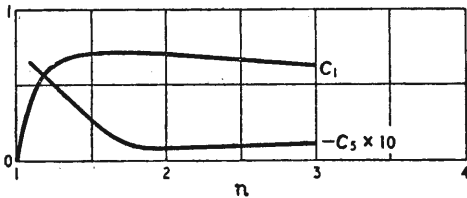


Fig. 5. Variation of c_1 and c_5 with n , for $c_3 = 0$.

this can be found by considering the coefficient of x^5 in the expansion. The value of this coefficient is plotted in the Fig. 5; at each value of n the value of x_1 is that which makes $c_3 = 0$. Additionally the graph shows the value of the coefficient of x ; minimum distortion occurs when the ratio of the coefficient of x^5 to that of x is minimum. The optimum values would appear to be near $n = 2.0$. Consider $n = 2$; in this region the coefficient of x^5 is approximately -0.008 . From Fig. 4, $x_1 = 1$ approximately. From $x_1 = \frac{1}{2} n\sqrt{p}$, $p = 1$, i.e. the two tuned circuits of the phase difference discriminator transformer are equal. From Fig. 5, the coefficient of x is 0.7 approximately.

The expression for the audio output voltage is then

$$E = 0.4 I_{in} R_s (0.7x - 0.008x^5 \dots)$$

The range of validity of this expression can be seen from Fig. 6. In this graph are two curves. Curve (a) is that obtained from the orthodox graphical solution for the Foster-Seeley response curve, which does not give any precise means of evaluating distortion; curve (b) is that derived from the expression above. It will be seen that the two curves are in very close agreement up to the value of $x = 1.4$. This then is the limit of validity of the expansion above.

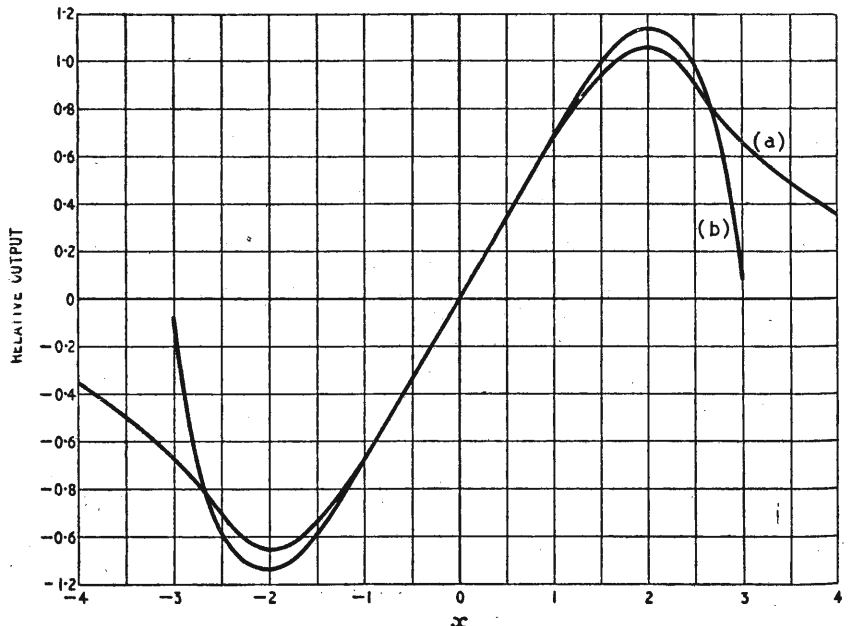


Fig. 6. Response of Foster-Seeley discriminator derived by (a) orthodox graphical solution (b) expansion given in text.

To evaluate the distortion present with the circuit constants chosen, consider an input signal $x_s \cos \omega_a t$. The a.f. output is then

$$E = 0.4 I_{in} R_s \{0.7x_s \cos \omega_a t - 0.008 (x_s \cos \omega_a t)^5\}$$

We can expand $\cos^5 \omega_a t$ by means of the identity

$$\cos^5 \theta = \frac{1}{16} \{ \cos 5 \theta + 5 \cos 3 \theta + 10 \cos \theta \}$$

giving

$$E = 0.4 I_{in} R_s \left\{ (0.7x_s - 0.005x_s^5) \cos \omega_a t - 0.0025 x_s^5 \cos 3 \omega_a t - 0.0005 x_s^5 \cos 5 \omega_a t \right\}$$

The reduction of the fundamental frequency component is negligible for the range of values of x_s of interest, i.e. $x_s < 1$. The percentage of third harmonic

distortion is thus given by $\frac{0.0025 \times 100 \times x_s^4}{0.7}$. At

$x_s = 1$, this is 0.35 per cent. By employing a smaller value of x_s , a lower value of distortion is obtained, the distortion decreasing with x_s^4 .

Consider a broadcast signal, with a deviation of 75 kc/s. If it is desired to operate the discriminator with 75 kc/s corresponding to $x_s = 1$, the parameters of the circuit are determined by $x = 2Q df/f_0$. With $df = 75$ kc/s at $x = 1$, and a centre frequency f_0 of 10.7 Mc/s, the value of Q is 71. If we assume the two tuned circuits of the phase-difference transformer each employ a tuning capacitor of 50 pF, the dynamic resistance (R_s) is 22 k Ω . The input current I_{in} is the peak value of the fundamental frequency component in the output of the preceding limiter stage; a typical value is 1 mA. The peak audio output is given by $0.28 I_{in} R_s$, and in this example is 6.2 volts approximately.

It can be seen, from the expression for E , that the audio output is proportional to $I_{in} x$, where I_{in} is the input current, and x is a measure of the frequency

(Continued on page 73)

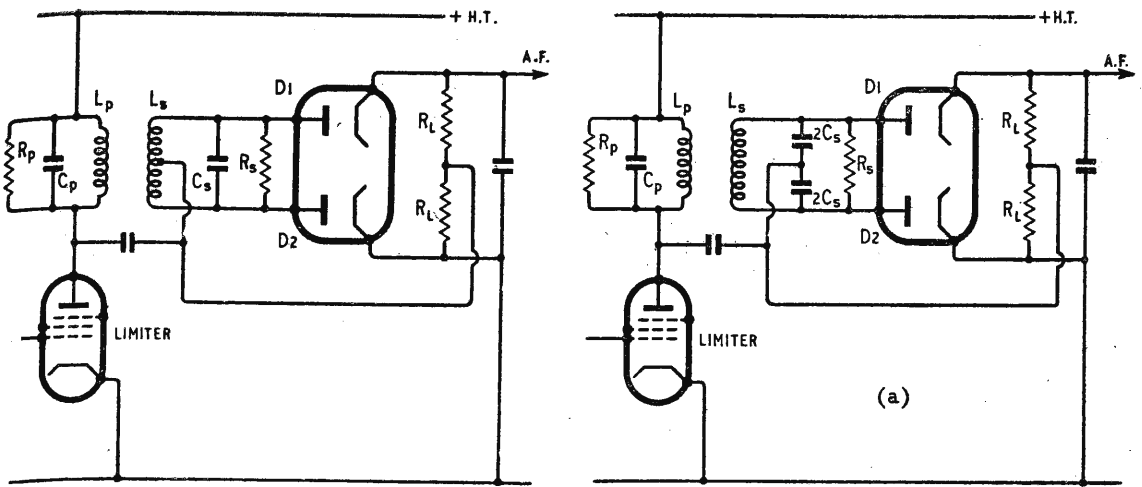


Fig. 7. Alternative form of Foster-Seeley discriminator.

shift. If there is amplitude modulation present, the magnitude of I_{in} varies, but if $x = 0$, i.e. the signal is at the centre frequency there is no output due to a.m. For any other value of x , i.e. if the signal is mistuned or frequency-modulated, there is an output due to the amplitude modulation. Because the output is proportional to $I_{in}x$, the a.m. and f.m. signals are multiplied together and there is complete cross-modulation. Thus a Foster-Seeley discriminator must be preceded by a limiter stage.

To complete the survey of the Foster-Seeley circuit, there are a number of practical points to be considered. The first of these concerns the diode load resistors. These should not be too large, as otherwise "diagonal clipping" can occur. Briefly this happens if the input to one diode falls rapidly. If the time constant of the load circuit is too great, the cathode potential cannot fall sufficiently quickly, and the diode may be cut off. For this reason, the diode load resistors are usually limited to 100 k Ω , and the shunt capacitors to 50 pF.

This relatively low value of diode load in turn means that the damping imposed in the tuned circuits cannot be neglected. The input resistance of each diode at r.f. is $R_L/2\eta$, where R_L is its load resistance and η is the rectification efficiency. In the equivalent circuit of Fig. 3, the relationship between the resistances of the two tuned circuits connected between terminals 2, 3 and 2, 4 and that connected between terminals 1, 2 then differs from that postulated. The condition can, however, be re-established if an additional resistor equal to $R_L/(p-4)$ is connected between terminals 1 and 2, i.e. across the primary winding of the original circuit. However, the values of p employed in practice are often less than 4, implying that a negative resistance is required. This obviously cannot be realised in practice. It suggests, however, that the Q values can be equalized if the secondary Q value without the diodes connected is lower than the primary Q value. Given equal initial Q values, a

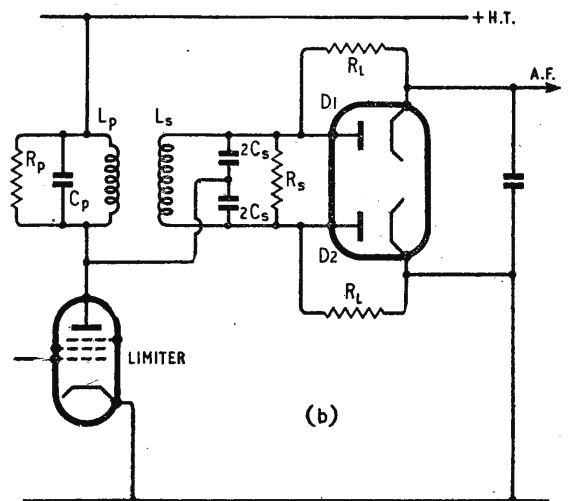
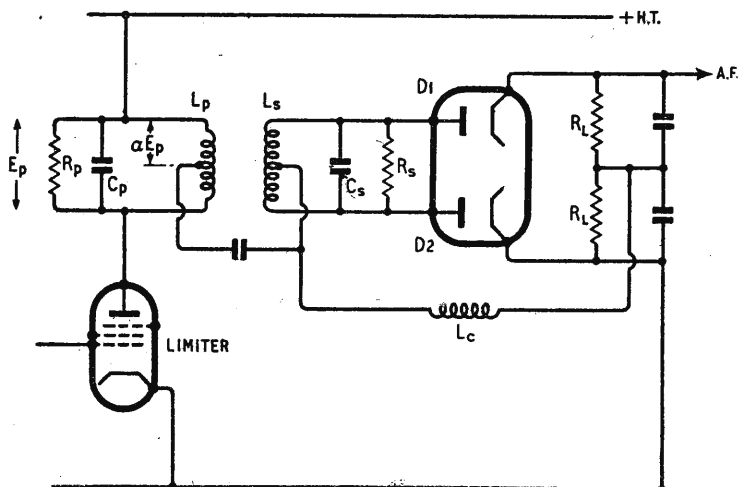


Fig. 8. Further alternative forms of Foster-Seeley circuit, with the secondary circuit centre taps produced by the capacitors.

Fig. 9. Foster-Seeley discriminator with tapped primary circuit.



resistor can be connected in parallel with the secondary circuit to achieve this result. Its value can be calculated if it is remembered that the damping imposed on the primary circuit is $R_L/4\eta$, whilst that imposed on the secondary circuit is R_L/η . In the example considered above, with equal primary and secondary circuit, the resistance would be $R_L/3\eta$.

It is common practice to omit the r.f. choke L_c shown in Fig. 1, giving the circuit of Fig. 7. In this case it must be remembered that there is then additional damping equal to $R_L/2$ imposed on the primary circuit, since the primary circuit can "see" the two resistors R_L in parallel.

An alternative form of Foster-Seeley circuit is that shown in Figs. 8(a) and 8(b). In the arrangement, the secondary centre-tap is provided by the capacitors. Because there is no longer d.c. continuity for the diodes of Fig. 8(b), the diodes are shunt-fed. The damping imposed on the secondary circuit is the R_L/η in parallel with $2R_L$, whilst that

on the primary is $R_L/4\eta$ in parallel with $R_L/2$. In one other variant the primary as well as the secondary is tapped, as shown in Fig. 9. If the ratio of voltage tapped off to the total primary voltage is a , then this circuit can be analysed by replacing the primary circuit by a single un-tapped circuit, with parameters as follows:

$$\begin{aligned} L'_p &= L_p a^2 & E'_p &= a E_p \\ C'_p &= C_p / a^2 & M' &= M a \\ R'_p &= R_p a^2 & k' &= k \\ I' &= I/a & Q' &= Q \end{aligned}$$

This circuit has one particular advantage. If $a = \frac{1}{2}$, i.e. the primary circuit is centre-tapped, the damping applied to primary and secondary circuits by the diode loads is automatically equalized. In such a circuit, the value of p in the equivalent circuit is equal to 4, i.e. the analysis simplifies to the case, when the tuned circuit in parallel with the input terminals vanishes. For this condition of operation, the optimum value of $n = \sqrt{1.5}$.

APPENDIX

The equivalent diagram for two circuits coupled by mutual inductance is shown below. The circuit equations are

$$\begin{aligned} E_s &= jX_{cs}i_s \\ E_p &= jX_{cp}(i - i_p) \\ 0 &= Z_p i_p - j\omega M i_s - jX_{cp}i \\ 0 &= Z_s i_s - j\omega M i_p \end{aligned}$$

where $X_{cs} = 1/\omega C_s$
 $X_{cp} = 1/\omega C_p$

$$Z_p = jL_p\omega + \frac{1}{j\omega C_p} + r_p$$

$$Z_s = jL_s\omega + \frac{1}{j\omega C_s} + r_s$$

In the region near the resonant frequency (f_0) of the two circuits, $i_p \gg i$. Then

$$E_s = -jX_{cp}X_{cs} \frac{\omega M}{Z_p Z_s + \omega^2 M^2} i$$

$$E_p = X_{cp}^2 \frac{Z_s}{Z_p Z_s + \omega^2 M^2} i$$

Near resonance $\omega L_s - 1/\omega C_s$ is approximately equal to $2L_s\delta\omega$, where $\delta\omega$ is the departure from $\omega_0(=2\pi f_0)$. Similarly, $\omega L_p - 1/\omega C_p = 2L_p\delta\omega$. This gives

$$E_s = jX_{cp}X_{cs} \frac{\omega M}{(r_p + 2jL_p\delta\omega)(r_s + 2jL_s\delta\omega) + \omega^2 M^2} i$$

$$E_p = X_{cp}^2 \frac{r_s + 2jL_s\delta\omega}{(r_p + 2jL_p\delta\omega)(r_s + 2jL_s\delta\omega) + \omega^2 M^2} i$$

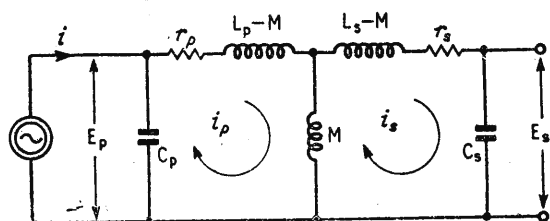
Let

$$\frac{L_p\omega_0}{r_p} = \frac{X_{cp}}{r_p} = Q_p; \quad \frac{L_s\omega_0}{r_s} = \frac{X_{cs}}{r_s} = Q_s; \quad y = 2\frac{\delta\omega}{\omega_0} = 2\frac{\delta f}{f_0}$$

and $n = k\sqrt{Q_p Q_s}$ where $k = M/\sqrt{L_p L_s}$

$$E_s = \frac{-jQ_p X_{cp}}{(1 + jQ_p y)(1 + jQ_s y) + n^2} kQ_s \sqrt{L_s/L_p} i$$

$$E_p = \frac{Q_p X_{cp}}{(1 + jQ_p y)(1 + jQ_s y) + n^2} (1 + jQ_s y) i$$



whence $E_s = \frac{-j k Q_s \sqrt{L_s/L_p}}{1 + jQ_s y} E_p$

let $p = L_s/L_p$, and $y = 0$, i.e., the circuits are at the resonant frequency. Then if $|E_s|$ is the magnitude of E_s , and $|E_p|$ is the magnitude of E_p ,

$$\frac{1}{2} k Q_s \sqrt{p} = (|E_s|/2)/|E_p|$$

Finally if $Q_p = Q_s$, $Q_p X_{cp} = R_p$, and $Q_y = \frac{2Q\delta\omega}{\omega_0} = x$

$$E_p = \frac{R_p(1 + jx)}{(1 + jx)^2 + n^2} i$$

In the equivalent circuit discussed in the text, this voltage is that applied to the tuned circuit connected between terminals 1 and 2 when $i = I_{in}$. In the text $p = L_s/L_p = R_s/R_p = C_p/C_s$. Thus the tuned circuit between terminals 1 and 2 consists of three branches in parallel; (a) inductor $L_s/(p-4)$; (b) capacitor $(p-4)C_s$; (c) resistor $R_s/(p-4)$ (see fig. 3). Then the current I' flowing into the three elements is given by

$$I' = E_p Y$$

where $Y = \frac{(p-4)/j\omega L_s + j\omega C_s(p-4) + (p-4)/R_s}{(1/j\omega L_s + j\omega C_s + 1/R_s)(p-4)}$
 $= \frac{p-4}{R_s} (1 + jx)$

Thus $I' = \frac{R_p(1 + jx)}{(1 + jx)^2 + n^2} \cdot \frac{p-4}{R_s} (1 + jx) I_{in}$

$$= \frac{p-4}{p} \frac{(1 + jx)^2}{(1 + jx)^2 + n^2} I_{in}$$

But the current I fed to the centre-tap of transformer T is equal to $I_{in} - I'$. Hence

$$I = I_{in} \left\{ 1 - \frac{p-4}{p} \frac{(1 + jx)^2}{(1 + jx)^2 + n^2} \right\}$$

$$= I_{in} \frac{pn^2 + 4(1 + jx)^2}{pn^2 + p(1 + jx)^2}$$

$$= I_{in} \frac{4x_1^2 + (1 + jx)^2}{p \cdot n^2 + (1 + jx)^2}$$

$$= I_{in} \frac{1 + x_1^2}{\frac{p}{4} + x_1^2} \cdot \frac{1 - x^2/(1 + x_1^2) + 2jx/(1 + x_1^2)}{1 - x^2/(1 + n^2) + 2jx/(1 + n^2)}$$

If $|I|$ is the magnitude of I and $|I_{in}|$ that of I_{in} then

$$|I| = |I_{in}| \frac{1 + x_1^2}{\frac{p}{4} + x_1^2} \left\{ \frac{1 + 2x^2(1 - x_1^2)/(1 + x_1^2)^2 + 2jx/(1 + x_1^2)}{1 + 2x^2(1 - n^2)/(1 + n^2)^2 + 2jx/(1 + n^2)} \right\}^{\frac{1}{2}}$$

In the absence of a really cheap and simple colour display device for domestic receivers—on which the success of colour television so much depends—it may be considered somewhat profitless to discuss the question of transmission systems. There is, however, one point of view which should be heard. This argues that the system should not be tailored to fit the display device (as with the N.T.S.C. system and the three-gun shadow-mask c.r.t.) but should be made as perfect as possible in the expectation that display and receiving equipment will eventually be developed to match it. Such is the theme of this article.

N.T.S.C. Colour Information

Where the System Fails Through Expediency

By E. L. C. WHITE,* M.A., Ph.D., M.I.E.E.

FROM the vast body of work that has been done on colour television in the last few years a number of principles have emerged which now find very wide acceptance.

First is the idea of "compatibility." This means that the colour signals must be sufficiently similar in form to existing monochrome standards to give good black-and-white pictures, with no untoward effects, on monochrome receivers of normal design. Thus colour can be added to selected programmes, and the proportion increased as warranted by the increasing numbers of colour receivers.

Secondly, it has been recognized that a compatible system can be achieved by rearranging the primary red, green and blue signals into three other signals, one of which is representative of the brightness and therefore contains some of each of red, green and blue in suitable proportions. This brightness signal has the synchronizing pulses added to it, and is all that is needed for monochrome receivers.

The third principle is that the other two signals should only carry the colour information, as distinct from the brightness, and need only have a bandwidth which is a fraction of that of the brightness, or "luminance," signal.

Fourthly, there is the technique of adding the narrow-band colour signals, in the form of modulated sub-carriers, to the brightness signal within its normal frequency band. By adopting special frequency and phase relationships of the sub-carrier relative to the line scan, the objectionable effects of dot pattern on monochrome receivers and loss of detail resolution on colour receivers can be minimized. This technique has been, and still is, the subject of much controversy. In spite of its drawbacks, it will probably have to be accepted because of the scarcity of bandwidth in the radio-frequency spectrum available to television.

The fifth principle is the method of carrying the colour information, consisting essentially of two independent variables, on a single sub-carrier, by simultaneous phase and amplitude modulation. This is the subject which will be discussed here, with particular emphasis on the exact nature of the information carried.

As the N.T.S.C. system is now generally well

known, it is a useful standard of comparison. Its salient features have already been discussed in *Wireless World*† but a short recapitulation of some of the relevant points will be useful here.

At the transmitting end, the primary red, green and blue signals from the camera, after individual gamma correction, are applied to proportional adding circuits to form three other signals E_Y' , E_I' and E_Q' . (Here the tick indicates that the signals are not linear but are formed from gamma-corrected primaries. This gamma correction is to compensate for the non-linear light output characteristic of the receiver c.r.t., which usually follows a power law, so that the correction has to be an inverse power law). E_Y' is the luminance signal already mentioned, while E_I' and E_Q' are known as "chrominance" signals.

E_I' and E_Q' are used to modulate two orthogonal phases of a sub-carrier. Its frequency is an odd multiple of half the line scan frequency, to give dot interlace. The final output, which also includes sync pulses and a colour sync "burst," is formed by adding to E_Y' the modulated sub-carrier. The signals are band limited in varying degrees, on principles already discussed in the previous *Wireless World* articles.

The Colour Sub-Carrier

An important feature of the system is that the vector diagram of the colour signal is very similar in form to the standard chromaticity diagram (the international reference frame for colour specification), with the origin shifted to white. This is shown in Fig. 1, where the sub-carrier vector is superimposed on the chromaticity diagram‡. Hue becomes related to phase, and saturation to amplitude, and for white the sub-carrier has zero amplitude.

Another feature, and one which is not always realized, is that the amplitude of the colour signal is not dependent only on saturation, but also on

*E.M.I. Electronics, Research Division. This article is based on a lecture given recently by the author to the Television Society.

†See "American Colour Television," Nov 1953, "Colour Television Standards" and "Transmitting Colour Information," Aug. 1955.

‡For an explanation of chromaticity and the chromaticity diagram see "Colour Fundamentals" in the Aug. 1956, issue, p.363.

brightness. This is a notable departure from the third principle enumerated above, and is, in fact, the main reason why the nature of the colour information transmitted by the N.T.S.C. system is open to question.

According to simple philosophy, the information should be pure chromaticity. This means dominant wavelength (or hue) and purity (or saturation), and corresponds to the familiar concept of colour quality, as distinct from quantity of light. This chromaticity information can be given, for example, by the x and y co-ordinates in Fig. 1, or suitable linear transformations of them. These are essentially functions of ratios, as already explained in *Wireless World*,[†] and are independent of brightness.

The signals transmitted by the N.T.S.C. system, however, are not truly representative of chromaticity. They are "colour-difference" signals, as mentioned in previous articles[†] and have been given the name "chrominance" by the N.T.S.C. to distinguish them from the idea of pure chromaticity.

There is another way in which the N.T.S.C. system departs from straightforward principles. This arises from the process of gamma correction. As already mentioned, the transmission system corrects for the non-linear electron-gun characteristics, or gamma, of the three-gun picture tube by interposing stages with an inverse power law between the linear signal sources and the proportional adding circuits.

From the short view, the reason is sound enough, as the alternative is to put the gamma correction immediately before the picture tube, which is uneconomical because it would be necessary in every receiver. However, the technique has several disadvantages, especially near saturated colours, and these are: (1) loss of luminance detail; (2) the system is no longer "constant-luminance," i.e. noise and interference in the sub-carrier band will produce brightness fluctuations as well as colour variations; (3) there is a non-linear relationship between the sub-carrier signal and the reproduced chromaticity,

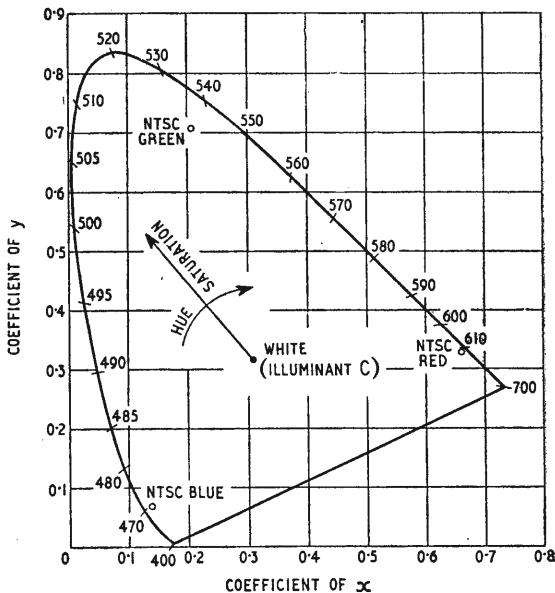


Fig. 1. Standard chromaticity diagram, with spectrum wavelengths in millimicrons and N.T.S.C. primaries. The vector representing the colour sub-carrier is superimposed to show its relationship.

which, for example, renders the hue near the complementary colours much more critical with regard to sub-carrier phase inaccuracy than is that near the primary colours.

Fig. 2 shows how the loss of luminance detail arises near saturated colours. Gamma is taken to be 2.0—that is, a square-law characteristic. The effect of the narrow-band chrominance circuits on a step waveform is simplified by showing the output as a ramp function.

For a transition from red to blue at constant luminance, it will be seen that the square-law effect of the three-gun display-tube causes a dip in the displayed luminance. More striking, perhaps, is the blurring of the edge in a transition from dark blue to light blue. This is not due to the non-linearity, but to the fact that the colour signal is chrominance or colour-difference rather than chromaticity or colour ratio. Thus the major portion of the brightness change is carried over the narrow-band chrominance signal.

American Modifications

The solution to all these problems is to send a pure chromaticity signal for the colour information, but first some palliatives suggested by the N.T.S.C. will be mentioned.

The first arrangement entails a correction to the transmitted signal which removes the loss-of-detail fault shown at the bottom of Fig. 2. Unfortunately this leads to poor compatibility since the correction is not required by monochrome receivers, and on these the edges would be unnaturally emphasized.

The next step considered by the N.T.S.C. was to see what could be done at the cost of introducing one non-linear circuit in a three-gun receiver. This also modified only the luminance signal. It has the advantage of being correct for monochrome receivers, but still gives non-linear colour-difference signals on the sub-carrier.

Finally, schemes were considered in which more than one non-linear circuit might be required in an ideal receiver. This led to the use of a true luminance signal, as mentioned above, and a linear type of colour signal. Three possibilities were considered.

In the first, the chromaticity information was to be transmitted linearly in terms of the sub-carrier amplitude. Because of possible objection to a large sub-carrier amplitude at low brightness levels (giving, for example, reduction of contrast on monochrome receivers) a second alternative was discussed in which a linear chrominance signal was to be used. Besides being no longer a ratio type of system, this went to the other extreme, and the N.T.S.C. favoured a compromise in which chromaticity multiplied by a gamma-corrected luminance signal was used.

In general the receiving equipment required to take advantage of these modifications is either somewhat complex and expensive, or, if simplified, has a tendency to introduce new faults, such as errors in brightness and hue.

From the above discussion, then, it emerges that the N.T.S.C. system, as at present practised, is tailored to give good large-area colour rendering on a three-gun type of tube driven from a receiver having no intentionally non-linear circuits, and that, nevertheless, the system has a number of failings which are probably more easily observed than colour inaccuracies would be.

While it is essential to aim at a low-cost receiver—the absence of which is at present the main brake on the development of colour television—it may be questioned whether in the long run the three-gun tube is the best basis for this. Not only do three guns add to the expense of manufacture, but they bring with them all the problems of registration, which are by no means solved in existing designs, and necessitate two extra wideband video output stages capable of providing about 100 volts swing and a stable black level.

Fundamentally what is required is a single electron gun controlled by a brightness signal, and a screen consisting of a mosaic of differently coloured phosphor dots or strips, with some mechanism which ensures that the spot only excites appropriately coloured dots or strips depending on the colour signal.

Two types of single-gun tube have been successfully demonstrated using this broad principle. One is the Chromatron, or "Lawrence" tube, using a beam deflecting grid near the screen (see July, 1953, issue, p. 329) and the other is the Philco beam-indexing tube, in which the colour signal is applied to the gun in accordance with the position of the beam across the phosphor strips (see January, 1957, issue, p. 2). Both of these tubes have been used on the N.T.S.C. system. The receivers have needed somewhat greater complexity than those for the three-gun tube, but this is largely due to the N.T.S.C. system being tailored to suit the last-mentioned.

Consider the basic requirements of these single-gun tubes, in which the beam excites the three primary phosphors sequentially and the colour is controlled by gating the beam on and off at appropriate times. For peak-white the brightness signal is a maximum, and it is reasonable to adjust the phosphor efficiencies so that the desired reference white (e.g., Illuminant C on Fig. 1) is obtained when each phosphor is equally excited. The symmetry of this arrangement necessitates a brightness signal which is

$$\text{given by } E_B = \frac{E_R + E_G + E_B}{3}. \text{ The symbol } E_B$$

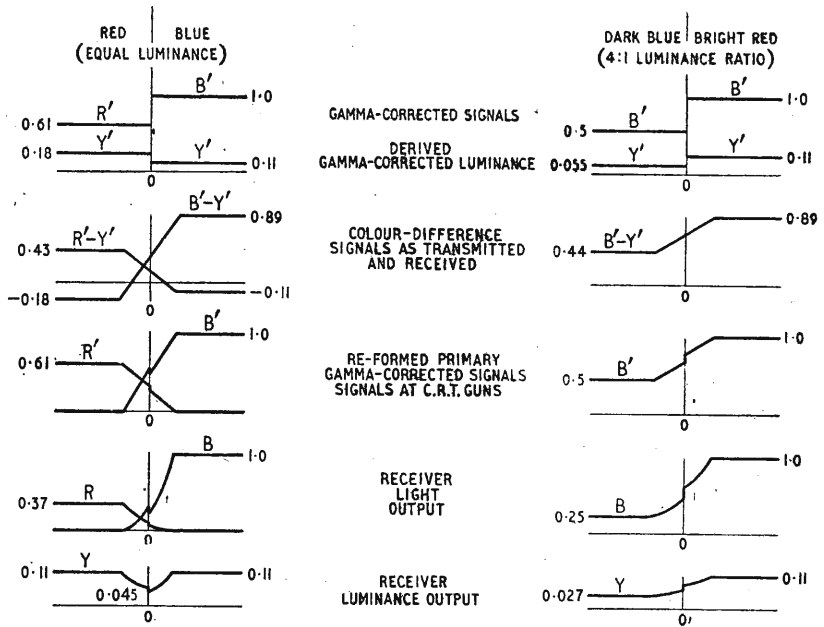
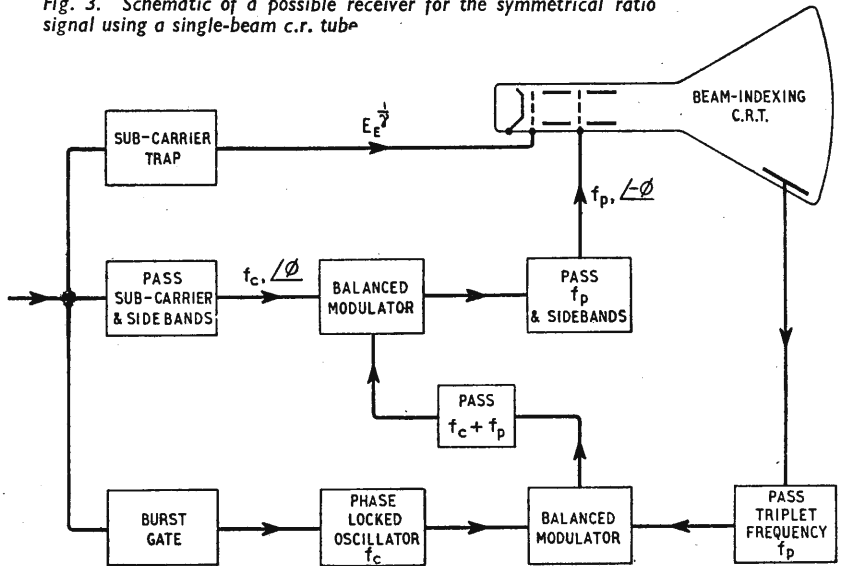


Fig. 2. Illustration of how gamma-correction causes loss of luminance detail near saturated colours. Read from top (transmitting end) to bottom (receiving end).

Fig. 3. Schematic of a possible receiver for the symmetrical ratio signal using a single-beam c.r. tube



is used because this "brightness" corresponds more to total energy than to total luminosity. The signal E_B is preferably gamma-corrected at the transmitter for the receiver electron-gun characteristic, and is transmitted instead of the signal E_Y' in the N.T.S.C. system.

To accompany this "symmetrical" brightness signal, a symmetrical colour signal is also required at the receiver. Such a signal could consist of a sub-carrier modulated in three different phases 120° apart by the three linear colour components E_R , E_G and E_B .

If the tube has a single beam control electrode, as in the existing Philco beam-indexing tube, then the colour signals, if they are to be used with the

minimum of processing, must be such that when added to the brightness signal in correct proportion they form the complete brightness and gating signal to be applied to the tube. This implies that the colour signal amplitude is non-linearly dependent on brightness, as in the N.T.S.C. system. Such a system, therefore, has the faults of the N.T.S.C. system, and in addition is not a constant-luminance system even near white.

Schemes are possible in which the colour signals gate or select the beam after it has been generated under the control of the brightness signal. Such schemes, in which the phosphor-selecting signals depend on hue and saturation, but not on brightness, require a signal which is both symmetrical, as explained immediately above, and a ratio signal as described earlier.

Symmetrical Ratio Receiver

In Fig. 3 is shown how simple, at least in principle, could be a receiver for a beam-indexing tube with this "symmetrical ratio signal." The regenerated sub-carrier frequency f_c , locked in phase to the colour sync burst, is mixed with the beam index frequency f_p to produce $f_c + f_p$. This is again heterodyned with the colour signal E_c of frequency f_c and instantaneous phase ϕ , the lower side-band giving f_p , phase $-\phi$. Thus we now have a signal of beam-index frequency, of amplitude proportional to E_c and phase $-\phi$, which can be used to turn on the beam, to an amount controlled by the gamma-corrected E_B , at the appropriate times to excite the desired combination of phosphors. The gun would require two independent control electrodes (e.g. a hexode gun), giving a direct multiplication of the two signals.

A linear ratio system such as the N.T.S.C. modified system mentioned above preserves detail brightness resolution under all conditions, and the hue variation with phase of sub-carrier is independent of saturation. The latter feature is true also of the symmetrical ratio system, but as it is not a constant-luminance system, there is luminance distortion at any edges where the chromaticity changes. It is, however, less subject to brightness noise originating in the colour transmitting channel than was, for example, the original RCA dot sequential system, which was similar in many respects except that it was not a ratio system.

Thus the average amplitude of the colour signals is greater in the proposed system, and the extra brightness noise, especially in the medium brightness areas, where noise is most visible, is not expected to be noticeable. In comparing it with the present N.T.S.C. system, it must be remembered that the last-mentioned is only nominally a constant-luminance system, and departs radically from this principle in or near saturated regions.

The fact that the symmetrical ratio system is not constant-luminance in operation can be shown to be due entirely to the use of gamma-corrected E_B instead of gamma-corrected E_Y for the brightness signal, and does not depend on the form of the sub-carrier modulation so long as this is linear. Another effect of using gamma-corrected E_B is that the luminance displayed on monochrome receivers will be incorrect, but as the signal is still panchromatic the resulting monochrome picture is likely to be perfectly acceptable. Incidentally, it is important to note that good results can be obtained on a three-gun tube with this system.


Summarizing the differences between the N.T.S.C. system and the symmetrical ratio system, the fact that with a three-gun tube decoding is performed outside the tube permits independent weighting of the red, green and blue signals, while for single-gun tubes with internal decoding symmetrical signals are preferable. In the N.T.S.C. system the facility of independent weighting is used to construct a nominally constant-luminance system, but because the signals thus weighted are not linearly related to the light intensities, constant luminance is only achieved near white.

It is clear from the discussion above that there is no perfect combination of system and tube. In these circumstances it might be best to forget about expediency, which is always a doubtful guide, and look for a system which is itself as perfect as possible, in the expectation that tube and receiver design will then develop along the necessary lines to match the system, so as to give overall optimum economy and performance.

It may be assumed that such a system would have a true luminance signal, corrected for normal gamma, but it is not so obvious what the colour signal ought to be, beyond the fact that it should be linearly related to chromaticity. It is preferably symmetrical in the sense that any of the three saturated primaries should give equal amplitude, and preferably white is zero, but these two conditions cannot be realized simultaneously unless the divisor used to form the ratios is E_B and not E_Y .

Thus no firm suggestion is made, but a useful purpose will have been served if it is now appreciated that the N.T.S.C. system is not ideal. It is designed to fit a particular type of tube, which is not a really sound basis for choosing a system which must remain valid for many years to come.

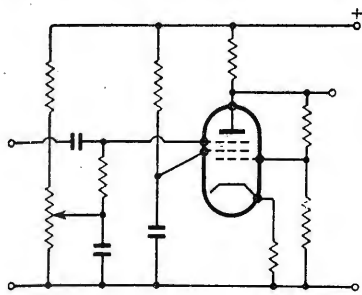
Finally, several colleagues must be thanked for many helpful discussions during the preparation of this article, particularly I. J. P. James and E. J. Gargini.



A TELESCOPIC AERIAL, which can be raised hydraulically to a height of 55ft giving a radio range of about 30 miles under normal conditions, is fitted to this second mobile office recently brought into service by the Automobile Association. It is being used for the co-ordination of the A.A.'s road weather reporting service.

Technical Notebook

Single-Pentode Flip-Flop, devised by T. E. Ivall, operates by using the valve as a pair of triodes connected in series—the bottom one acting as a cathode follower. A negative trigger pulse applied to the suppressor drives the anode, and hence the control grid, positive. Current is drawn through the screen grid, the cathode also goes positive, and, by virtue of the increased current through the cathode resistor, the suppressor is driven even more negative. A rapid cumulative action takes place, cutting off the top “triode” and rendering the bottom one fully conducting. A positive-going trigger pulse reverses the action. Because of the complete 360° phase shift round the loop the

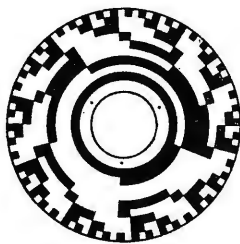


circuit can be operated as a sinusoidal oscillator with, say, an LC circuit in place of the anode load, or a simple RC combination in place of the potential divider connecting anode to grid. A valve with a short suppressor grid base (such as the old EF50) is the most suitable type.

Bilingual Television Transmission, with two different sound accompaniments to the picture, may be a desirable thing for some countries. A method of achieving this technically, devised by the French firm Radio-Technique, has been reported by the European Broadcasting Union. The two audio signals are arranged to amplitude modulate two interlaced trains of pulses transmitted in the normal sound channel—on the time-division multiplex principle. The time spacing of the pulses in each train is equal to the duration of a line scan, and the trains are phase locked to the line sync pulses. At the receiving end the method of separation is to apply a gating signal to one of the sound-channel i.f. valves in such a way that only the pulses carrying the wanted sound accompaniment are allowed through. The gating signal is generated by shock exciting an oscillator circuit (tuned to the line frequency) from the line scanning circuits and then limiting the resultant complex waveform to provide the required gating voltage levels. By simply reversing the excitation leads either one or the

other of the sound accompaniments is gated as required. It is claimed that a very simple and inexpensive “decoder” unit, using no valves, is all that is required to change an ordinary television set into a “bilingual” receiver.

Binary Coded Scales are now being used on electronically controlled machine tools and other equipment where it is necessary to measure a mechanical displacement with great accuracy. They convert the analogue type of indication, such as a pointer against a scale, into a series of digits which can be read off quickly so that the task of the human operator is greatly eased. The circular scale in the sketch (made by Hilger & Watts) is for indicating angular displacement in binary digital form. The binary scale is more economical in displacement detection than other scales (e.g., 0 to 9 in decimal re-



quires ten elements compared with four in binary) and because there are only “0” and “1” elements involved it is easy to devise electrical pick-off systems for feeding the information into digital computers or other electronic data processing equipment. As well as the pure binary code, it is possible to use binary-coded decimal and other special arrangements.

“Too Old At—?” in our September, 1956, issue certainly revealed some interesting facts about people’s hearing, but it didn’t tell you at what stage of development or decay you have to be to hear electrical signals direct without an acoustic transducer. According to a report in the October, 1956, issue of *Proc. I.R.E.*, engineers have experienced an audible response when standing six

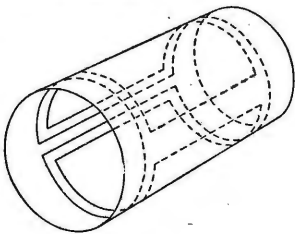
feet away from the horn of a radar set working at 1300 Mc/s with a peak power of half a megawatt. The pulse length was 2μsec and the p.r.f. was 600 c/s. The most sensitive part of the head proved to be at the sides at a point midway between the ears and eyes and slightly above them. The sounds heard were mostly high-frequency components without much of the 600-c/s fundamental, and people whose ear responses cut off at 5 kc/s heard them much less strongly than those who went up to 15 kc/s. A deaf man with a bone-conduction hearing-aid heard nothing at all. Unfortunately, such experiments can be dangerous because high-power microwave radiation can produce cataracts of the eye.

Aluminium-Wire Speech Coils, used in loudspeakers to reduce the mass of the vibrating system, bring with them the problem of soldering the wire ends. Wharfedale Wireless Works, in collaboration with Mullard, have solved the problem by dipping the wires into a small bath of molten solder agitated by ultrasonic energy. A cavitation effect in the solder removes the oxide film from the aluminium and effective tinning is achieved. Afterwards the tinned wires can be soldered in the ordinary way. A solder compound of 90 per cent tin and 10 per cent zinc is used in the bath at a temperature of about 230°C and the tinning operation takes 2-3 seconds. A recent improvement to the technique



has been a simplified method of maintaining the ultrasonic energy at the optimum frequency to ensure maximum soldering efficiency under all conditions.


Simple Linearity Control for television line scanning, devised by J. C. MacKellar and K. E. Martin of Mullard, consists of short-circuited turns made of foil underneath the line scanning coils on the c.r. tube neck. During scanning the e.m.f. induced in the short-circuited turns is proportional to the rate-of-change of scanning flux. It causes a current to flow which, because of the R and L of the turns, changes exponentially. The flux produced by this induced current opposes the scanning flux and, if the time constant of the turns is small compared with that of the generating circuit, the waveform of the correcting flux is



more curved than that of the scanning flux. Thus the curved sections of the waveforms can be arranged to roughly match each other so that a substantially linear scan is obtained with very little decrease in amplitude. Adjustment of linearity is achieved by moving the short-circuited turns in relation to the scanning coils so that the flux linkage, and hence current induced, is varied. No "ringing" is caused, as with other types of linearity control. The sketch shows how a pair of the short-circuited turns can be constructed. They are actually joined at adjacent edges as this simplifies manufacture to producing one foil stamping instead of two. Non-linearity can be reduced to less than 5% and the efficiency compares favourably with existing types of control.

Efficient Rectifier Cooling is the reason for the unusual "mouth-organ" construction of the new Siemens & Halske selenium h.t. rectifiers recently shown to us by R. H. Cole (Overseas). The plates are held at the edges and are arranged in groups with spaces between to give a series of "chimneys" for convection cooling. Then the edge-mounting gives a direct conduction cooling for each set of plates on to the aluminium case, which, in turn, is contact-cooled when it is held flat against a chassis by the fixing lugs. This edge-mounting of the plates has a distinct advantage over the more conven-

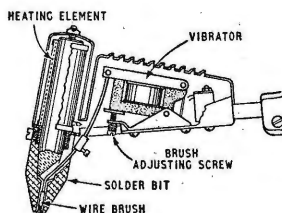
tional contact-cooled rectifiers, where the plates are stacked parallel with the case side, since it cools all of the



plates equally instead of just those at the outsides. The rectifier illustrated is a 220-V 300-mA type and measures only $3\frac{1}{8}$ in \times $1\frac{1}{4}$ in \times $\frac{1}{4}$ in.

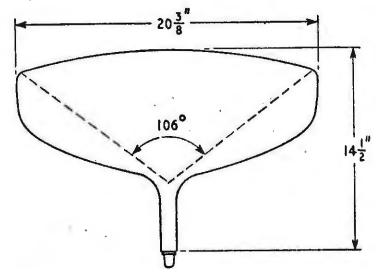
Simple Transistor Testing, using d.c. methods, may not give complete and detailed information, but it can still be useful in providing a general indication of characteristics. With this in mind, Mullard have introduced a simple instrument by which it is possible to check three of the more important junction transistor parameters, and the measurements are presented as direct meter readings. For the first parameter, base-collector short-circuit current gain, advantage is taken of the approximately linear relationship between collector current and base current. This permits finite changes of current to be used to measure the parameter with an accuracy high enough for all practical purposes. Measurement is thus reduced to observing the collector current produced by a convenient known base current and transcribing it into a direct meter reading of base-collector current gain. The second parameter is the d.c. collector current for zero base current. Here, since the d.c. collector current is sensibly independent of collector voltage, direct metering of this parameter can be made. Finally, for collector turnover voltage, the tester measures the collector-emitter turnover voltage for zero base current. A relatively high voltage is applied to the collector via a resistance, and the turnover voltage is read directly from the meter.

Aluminium Soft-Soldering, normally very difficult because of the tenacious oxide film which prevents "wetting" of the metal surface, should be made much easier by a special tool introduced by the Belark Tool and Stamping Company. With this, the surface of the aluminium is mechanically cleaned by a small steel-wire brush vibrating at 100c/s in the centre of the soldering bit (see illustration). Re-oxidation is



prevented by working with a pool of molten solder round the bit which excludes the air while tinning is taking place. No flux is used, but the solder has to be the special blowpipe type (80% tin and 20% zinc) with a melting point of 220°C. The soldering bit is actually heated to approximately 500°C, and this is sufficient for soldering sheet metal up to 12 s.w.g. thickness and small castings. Two pieces of aluminium which have been tinned with this vibratory tool can afterwards be joined together by orthodox soldering methods.

Wider than Wide-Angle television c.r. tube recently introduced by RCA in America makes one wonder if the flat "picture-on-the-wall" display device will really be necessary after all. The tube is a 21-inch rectangular type (21EP4) and has a diagonal deflection angle as large as 110° (or a line scan angle of 106°, as shown)! This has reduced the overall length by about 5½ inches over comparable tubes with the same size of screen and 90° deflection angles. Another feature is a narrow neck diameter (1¼in), which makes



it possible to deflect the beam through the extra wide angle with only slightly more power than is required to scan a tube with a 90° angle. An electrostatic focusing system is incorporated for maintaining uniformity of focus over the whole screen. Other American tube manufacturers are following suit with the new angle.

Printed Magnetic-Cell storage device for holding binary information has recently been developed by RCA. An experimental unit has a capacity of 2,560 bits in a volume of only 2 cubic inches. It works on the magnetic-cell matrix principle described in the December, 1956, issue (p. 596) but consists of a series of thin plates of ferromagnetic material with printed conductors joining the holes. This is possible because the ferromagnetic storage medium is a ceramic-type material and therefore an insulator. The idea offers a great simplification in manufacture over the conventional matrix stores in which a complex pattern of wires has to be threaded through a great many tiny ferrite cores.

LETTERS TO THE EDITOR

The Editor does not necessarily endorse the opinions expressed by his correspondents

Transistor Symbols

I HESITATE to add yet another transistor symbol to the great scrap-heap of suggestions that has accumulated already, but I think H. J. Cooke (December, 1956, issue) is working in the right direction and a simplification of his ideas might be worth considering. The following criticisms come to mind:

(1) The point transistor is practically finished, so why bother about it? Even its negative resistance characteristic, so useful for switching, can now be produced in junction devices.

(2) The graphical distinction between $p-n-p$ and $n-p-n$ junction types is not really essential, since this is usually obvious from the polarity of the transistor's power supply.

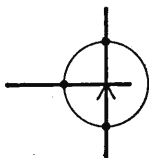
(3) Anything which involves rectangles or triangles, especially blacked-in ones, takes time to draw. (The ultimate choice of symbol will almost certainly be influenced by technicians who have to sketch it rapidly on the backs of old envelopes.) In any case, enclosed areas do not capture the interest of the eye and suggest function so effectively as the active line.

(4) Mr. Cooke's arrow for identifying the emitter of the junction transistors suggests that this arrow is in itself the emitter—whereas in reality the emitter is the left-hand junction between n - and p -type materials indicated by the adjoining rectangles in his drawing. Here again we have an element of redundancy and possible confusion.

A logical outcome of these criticisms would be a symbol something like that in the accompanying sketch. I am not particularly fond of it, but at least it is simple and has a familiar look about it without suggesting the physical construction of the point transistor.

London, S.E.5.

JAMES FRANKLIN.



Transistor Chaos

"CATHODE RAY" (November-December, 1956, issues) would find transistor symbols almost as chaotic here as in Britain. However, I would recommend to him the adoption of β for the common emitter current gain, since it is already used by the majority of American manufacturers. The symbol α can then be allowed to waste away.

Which of the resistor systems should be adopted is seemingly being decided by ease of measurement. No doubt this simplifies the work of the quality control section, but surely more emphasis should be placed on the easing of circuit design. The great advantage of the r_b, r_c, r_e system is that external impedances can often be added in directly. With the other systems the external values must be inserted in equations which often obscure the relative importance of the various components.

Canadian Westinghouse Company,
Hamilton, Ontario.

M. O. FELIX.

"High-Quality" Demonstrations

WHILE I agree with Mr. H. Glover (October issue) that the electronic organs are of limited value as test material for high-quality sound systems, I feel that he has overlooked one of their most important features.

It is well known that those organs produce low pedal

notes. This makes them particularly useful for demonstrating the bass capabilities of a loudspeaker. In particular the records of Lenny Dee, which a number of demonstrators used, have excellent pedal notes.

A larger than usual cone area seems necessary for their reproduction, and anything less than an 18-in unit or, say, two 12-in units in a suitable enclosure would appear to be inadequate.

Crowborough.

E. R. ASLIN.

Spare Parts

THE increasing complexity of the modern television and sound broadcast receiver prompts me to ask whether the time is not fast approaching when the manufacturers should, in fairness to the buyers of their products, be willing to supply spare parts directly to the private customer in the cases where he is willing and able to fit them.

I have been employed in the radio industry for over 21 years and I well know the arguments against supplying the general public with spares. These, I submit, were perfectly valid in the days when the dealers required only a reasonable ability as repairers and when circuits were simpler. Also, in those far-off happy days the general public knew very little of radio servicing and possibly cared less.

The position today is entirely different. There are now literally hundreds of firms employing radio "technicians"—for want of a better term—whose daily work involves far more ability than required to repair a radio receiver of half-a-dozen valves.

On the other side, there is reputed to be a shortage of 50,000 service technicians in the retail-radio trade. This simply means that having paid possibly £100 for a television receiver, the customer is unable to obtain efficient servicing if and when it breaks down.

I would, therefore, respectfully suggest, sir, that there is a case for the manufacturers to supply parts at normal prices to anyone wishing to buy, provided he quotes the serial number of his receiver. This would prevent spare-time repairers stealing too much business from the dealers, some of whom show at times a lamentable lack of enthusiasm for service work.

The owner of a television receiver would surely not order and pay for spares unless he thinks he knows what he was doing. Even if he made a mess of the job, it's his own property he is spoiling.

It seems ludicrous to me that a man whose working day is spent among complex electronic devices should be compelled to take his five-valve receiver to the local village radio shop to be repaired by someone who probably fills in time mending punctures!

Fakenham, Norfolk.

"TECHNICIAN."

Tape Amplifier Design

I HAVE just seen R. C. Marshall's letter in your June, 1956, issue, commenting on my tape amplifier design (November, 1954, issue). The changes suggested by Mr. Marshall certainly represent a sound approach to the design of this particular feedback amplifier, although it may be mentioned that the record amplifier was found to be absolutely stable even with the original values.

It is possible to replace the triode outfit valve V_2 in the recording amplifier by a pentode. Using a large screen decoupling condenser, the amplifier oscillates with the recording head disconnected, but is stable if the recording head is connected. If a compara-

tively small screen decoupling condenser is used, the amplifier will be unconditionally stable. In the latter case, V_2 operates at low frequencies as a triode, which eliminates the cause of instability. At high frequencies, in particular at the bias frequency, the screen is effectively bypassed, and the high internal impedance is preserved. At low frequencies, the additional feedback owing to the unbypassed screen resistor is negligible and has practically no influence on the frequency response of the recording amplifier.

In my own equipment I am using a 6SH7 with a screen resistor of $1M\Omega$ and a condenser of $0.025\mu F$ between screen and cathode. R_1 , R_2 and R_{12} remain unchanged.

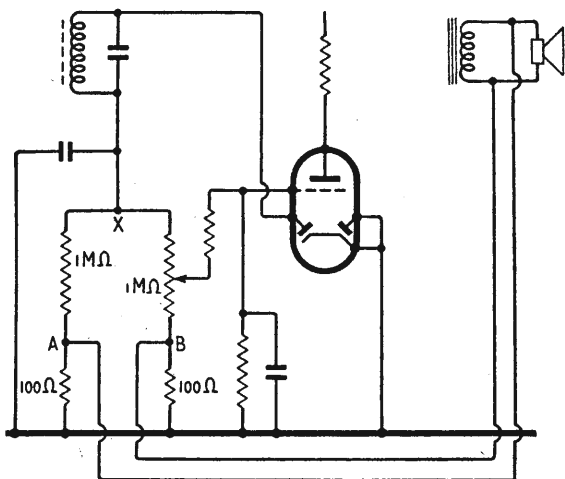
Tel Aviv, Israel.

ARIEH F. FISCHMANN.

"Economy in Receiver Design"

THE objections raised by G. N. E. Pasch (your October, 1956, issue) to the injection of a negative feedback voltage to the grid of the first audio amplifier via the diode-load-cum-volume-control can be completely overcome, without otherwise rearranging the circuit, if a simple bridge network is used. The accompanying circuit diagram shows the arrangement; component values are suggested, but these are, of course, fairly arbitrary.

The feedback voltage being developed across AB, point X will, of course, be at earth potential so far as feedback voltage is concerned and the operation of the diode is not disturbed. On the other hand, the maxi-



mum voltage fed back to the triode grid when the volume control is at its lowest point is reduced by 6 dB in this arrangement, but this is unlikely to be a serious disadvantage in a simple receiver of this type.

London, N.10.

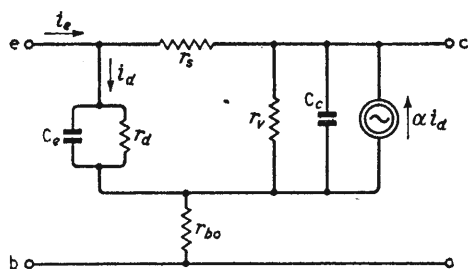
IAN LESLIE.

"Transistor R.F. Amplifiers"

IN his article in the October issue, D. D. Jones presents low- and high-frequency equivalent circuits related in a way which we feel is misleading. The low frequency value of r_e is not necessarily given by $25/I_e$. This is true only if the low-frequency base resistance r_b and the high-frequency base resistance r_{b0} are equal; in practice r_b is usually significantly higher than r_{b0} , so that with $I_e = 1mA$, the low-frequency r_e may range down to the order of 2 ohms.

An equivalent circuit* from which Figs. 1 and 2 in the article may be derived is shown in the accompanying diagram. At high frequencies r_s may for all practical

* R. L. Pritchard, "Electrical Network Representation of Transistors—a Survey," *I.R.E. Transactions*, Vol. CT-3, No. 1, pages 5-21, March, 1956.



purposes be neglected and the circuit reduces to the high-frequency form given by Jones. To obtain his low-frequency T circuit, however, the parameter r_s cannot be neglected in the transformation. The resulting low-frequency r_e is not in general equal to $r_d (=25/I_e)$.

A further point relates to the choice of d.c. operating conditions for the transistor. Jones mentions the reduction of C_c resulting from an increased V_e ; a further benefit is that α is increased.

Imperial College,
London, S.W.7.

A. R. BOOTHROYD.
A. R. MOLOZZI.
D. F. PAGE.

Supply Voltage

I WONDER what the chairman of the South Eastern Electricity Board would do if his garage charged him for 100- and supplied him with 75-octane petrol?

Would he say, "Ah, well, the quantity is correct and the calorific value the same, so I will pay"? I somehow doubt it.

But already my voltage has been as low as 199 instead of 230, and winter hasn't started yet. Seldom is my television picture quality worth watching between 7 and 9 p.m.

Last February it dropped to 177 volts and all the mains engineer can tell me is that they can't find room for a sub-station anywhere.

Banstead, Surrey.

A. R. TURPIN.

But What About "Agenda"? [Ed.]

"FREE GRID," whom I have long regarded as a firm and sure upholder of the classical basis of our language, seems to be losing his grip. Not once but twice in the January instalment of his incisive comments he treats "data" as singular. It is hardly surprising that in these days of very optional Latin this solecism should be increasingly common in technical circles, but one expects better of "Free Grid." He must surely know that " $g_m = 3.6$ " and " $\mu = 47$ " are valve data, and " $r_a = 13$ " is valve datum? Or will he soon be writing about "a phenomena" or "a cherubim"? If he lets the humanities down again I shall have to consider writing the "Second Thoughts on Love Theory" (large negative values) he so much dreads.

While on this tack may I also reproach—though more gently—"Diallist" (who, if I'm not mistaken, is another classical scholar) for referring to the present type of British TV as "monochrome"? White, as he well knows, is as far removed from monochrome as it could be, and would more aptly be named "panchrome." At the same time I do sympathize with his reluctance to keep on using the clumsy and (if the contrast control is properly set) inaccurate expression "black-and-white." It is time we had a better word.

Finally, B. E. Jackson might care to note that single-setting resistance-current-voltage-power nomograms are less uncommon than he suggests. One by W. A. Barclay was published in *Wireless World* as long ago as February 17th, 1932, and repeated several times since; there is one in "Radio Data Charts" (5th edn.), and one in "Radio Laboratory Handbook" (6th edn.).

"CATHODE RAY."

Improved Sync Separator

Single-Pulse Frame Synchronizing for Good Interlacing

By MICHAEL P. BEDDOES,* B.Sc.(Eng.), D.I.C., A.M.I.E.E.

THE composite synchronizing signal for British television consists of alternating trains of line and frame pulses.¹ During the period in which the frame is being scanned, line pulses only are transmitted. In the small interval between the end of the frame scan and the frame flyback a group of pulses at twice line frequency is transmitted to provide a trigger for the fly-back of the frame timebase and also to maintain synchronous operation of the line timebase. In

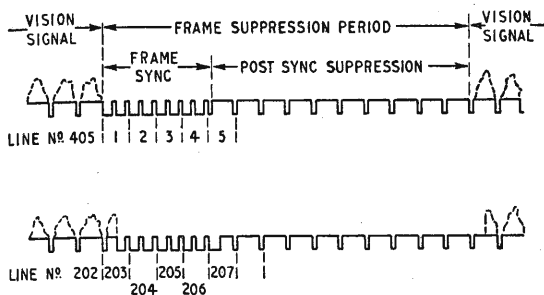


Fig. 1. B.B.C. vision waveform at the end of the frame scan; for even frames (above) and odd frames (below).

American television practice, on the other hand, the group of frame pulses is preceded and followed by "equalizing pulses" to facilitate accurate synchronizing of the frame timebase in the receiver.

At first sight, it might appear that a single RC integrating network could produce satisfactory frame sync pulses from the composite synchronizing signal. According to Patchett,² this is not possible because without equalizing pulses this method produces frame-sync pulses which differ slightly on odd and even frames. The slight difference makes accurate synchronizing of the frame-timebase and hence good interlacing difficult, if not entirely impossible to achieve. Various improved methods^{3, 4} have been developed for separating the frame pulses from the composite synchronizing signal. It is well known that, in certain cases, such methods can produce excellent interlacing.

However, suppose that the timebase fires slightly irregularly for odd and even frames. This would cause the initiation of flyback to vary between, for example, the first and second pulses of succeeding trains of sync pulses. Thus, although the frame lock might be considered to be satisfactory, perfect interlacing would only be possible over a strictly limited region within the locked range. According to Haantjes and Kerkhof⁵, even though a timebase has a tendency towards

irregular firing, a single, narrow and perfectly regular pulse will be conducive to the best interlacing. The single pulse frame sync separator described here is rather more elaborate than that developed by Haantjes and Kerkhof.

The process of obtaining the frame-sync signal from the video signal is normally done by cascading two separators. The output of the first (the picture/sync separator) is the composite sync signal, and that of the second (the frame/sync separator) is the frame sync signal. During each frame, the corresponding sync signal may be arbitrarily divided into a group of $202\frac{1}{2}$ line pulses and one of 8 frame pulses (Fig. 1). In order to provide a frame sync signal, the frame sync separator must have an output which is produced by the sudden transition from the line pulses to frame pulses, but not vice versa. The essentials of this particular circuit are shown in Fig. 2.

The triode V_1 is driven by the composite synchronizing signal. Its anode current is completely cut off by any sync pulse; in the conduction periods between pulses the full current flows. Thus, for the purposes of explanation, the circuit of Fig. 2 can be replaced by the simpler equivalent of Fig. 3 in which a resistance R (equal to the anode resistance of the triode) in series with a switch replaces V_1 . The switch is held open during sync pulses only.

Taking the line pulses first, imagine that the switch (Fig. 3) has been closed for a considerable time, and

* University of British Columbia.

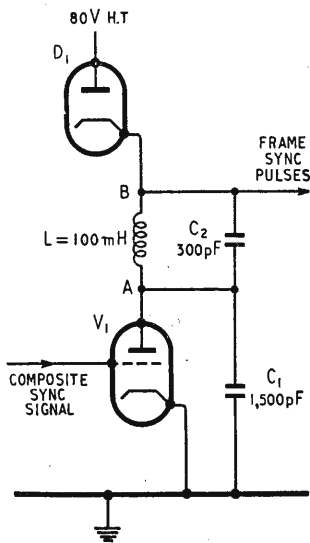


Fig. 2. Essential elements of the improved frame sync separator.

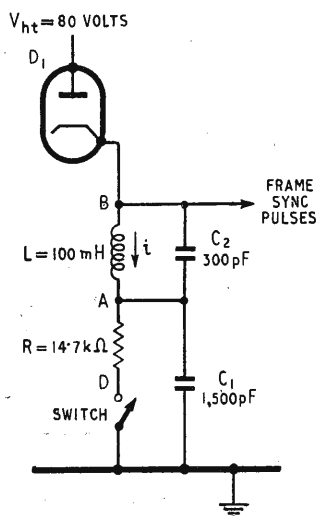


Fig. 3. Simpler version of Fig. 2, with a resistance and a switch representing the triode valve.

that the current i in the inductor has reached its steady value given by

$$i = I = \frac{V_{h.t.}}{R} = \frac{80}{14.7} = 5.43 \text{ mA} \quad \dots (1)$$

In the first line pulse, the switch is opened for 10 μsec . During this period, the damping is removed from the tuned circuit and i will decay as part of a sinusoidal oscillation whose period, T_1 (governed by L and $C_1 + C_2$), is 83 μsec . However, because the switch is open for considerably less than $T_1/4$, the current in the inductor cannot reach zero.

Following the line pulse, the switch is closed for 90 μsec . During this period very heavy damping is again applied to the tuned circuit and the inductive current rapidly asymptotes to the steady value I . Thus, in the period of the second line pulse, the inductive current follows a pattern similar to that outlined for the first pulse. This pattern is repeated for each line pulse in the long train of 202½ line pulses.

Experimentally, it was easier to observe the voltage waveforms at A and B than the current in the inductance. From Fig. 4, during a line pulse v_A is elevated, implying the decay of i . In the subsequent period, the waveform of v_A indicates, also by implication, that the steady value I is reached at about

the middle of the line scan. Nowhere within this cycle has the current in the inductor or in the diode reversed sign and therefore no output should, nor indeed does, appear at B.

Frame Pulse Pattern

Taking the frame pulses next, at the instant of the middle of the frame pulse, assume that the current i in the inductance is zero (Fig. 5) but the voltage across it, $v_A - v_B$, maintained by the charge in C_2 , is positive. The switch (Fig. 3) is open. The potential v_A will be held constant by the charge in C_1 . Although the potential v_B cannot be decreased because of the diode action, it can be increased. Therefore, during the decay of the charge in C_2 , voltage v_B is elevated as part of a sinusoidal oscillation with a period T_2 (governed by L and C_2) of 37 μsec .

The switch remains open for 20 μsec , in which period approximately half a cycle of the oscillation can take place. At the end of this period the potential difference, $v_B - v_A$, is now a maximum but beginning to diminish. During the ensuing conduction interval, the switch is closed for 10 μsec , and the current through R rapidly reduces the potential v_A . Concurrently, $v_B - v_A$ is also diminishing. In the middle of this conduction period* the potential of B falls to h.t. voltage and the diode closes. Immediately the mode of operation changes. The current in the inductance increases in the remaining 5 μsec of the conduction period.

During the period of the next frame pulse, the switch is opened for 40 μsec . The charge in C_1 reduces the current in the inductance and, simultaneously, the potential of A is elevated as part of a sinusoidal oscillation of period T_1 (83 μsec). In the instant a quarter of this period (20 μsec) later, the current in the inductance will be zero, and the voltage across it, $v_A - v_B$, will be positive. Thus, after this instant, a pattern follows which is similar to that already outlined. This pattern will be repeated for each frame pulse in the train of 8 frame pulses.

Experimentally, it was easier to observe the voltage waveforms v_A and v_B than the current i in the inductance. From Fig. 6, the potential v_A is elevated during the first half of the frame pulse, implying the decay of i . During the second half v_A is seen to be sensibly constant, held thus by the charge in C_1 . During the subsequent conduction period v_A is seen to decay rapidly. It is elevated once again during the first half of the subsequent frame pulse.

From Fig. 7, during the first half of the frame pulse, when the inductive current and also the diode current are falling to zero, the potential v_B is seen to be constant, held thus by the action of the diode. During the second half of the frame pulse when the diode is open, this potential can be seen to increase rapidly, but it decays even more rapidly during the ensuing conduction period. In steady-state, therefore, a single narrow pulse of voltage appears during each frame pulse and at first sight it might appear that what has been described is but one more circuit for separating the trains of frame pulses^{3,4} from the composite sync signal. This impression, however, is misleading, as will be shown below.

During the line pulses, the power supplied to the circuit (from considerations of the mark-to-space ratios) is 36 times that during the frame pulses.

* See appendix.

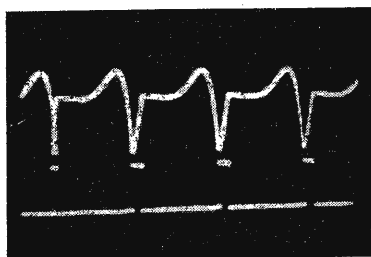


Fig. 4. Waveforms during a long train of line pulses; (above) line sync signal, (below) corresponding v_A .

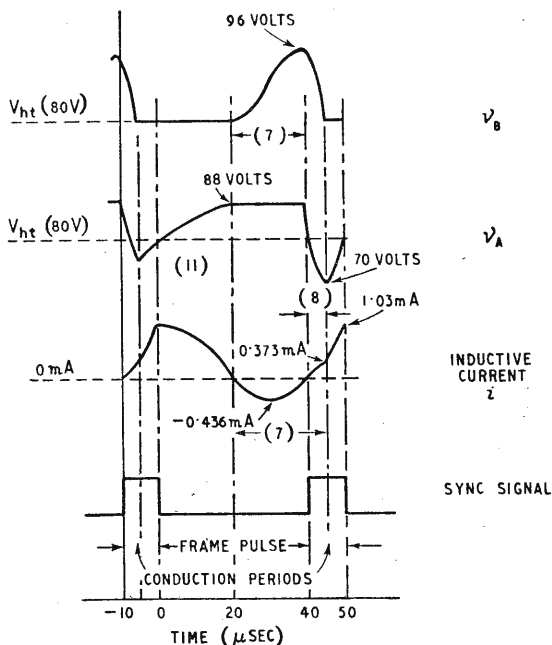


Fig. 5. Section of a long train of frame pulses. The numbers in brackets refer to the corresponding formulæ in the text.

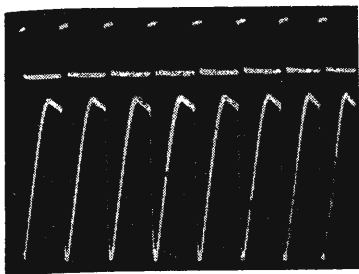


Fig. 6. Waveforms during a long train of frame pulses; (above) frame sync signal, (below) corresponding V_A .

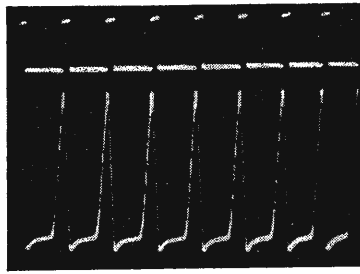


Fig. 7. Waveforms during a long train of frame pulses; (above) frame sync signal, (below) corresponding V_B .

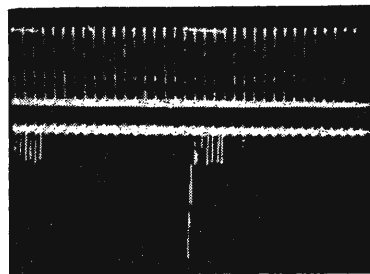


Fig. 8. Waveforms during the frame sync period; (above) composite sync signal, (below) frame sync pulse, V_B .

During a succession of frame pulses, the magnitude of the voltage pulses at B is, of course, proportional to the current (approximately, because of the non-linear elements, proportional to the square root of the power) from the valve. It is therefore to be expected that in the transition, line to frame, the first frame pulse should exceed its fellows by a factor of $\sqrt{36} = 6$. This prediction appears to be verified from Fig. 8. After the train of frame pulses, the operation of the circuit very soon† approximates to the steady-state conditions for a succession of line pulses for which there is no appreciable output at B.

Complete Separator Circuit

The circuit for a complete line and frame sync separator is given in Fig. 9. A multiple valve, V(a) and (b), performs most of the necessary operation. The pentode portion, V(a), is a classical picture/sync separator. Its input is the vision-plus-sync signal, while its output consists of the composite sync signal only. This signal synchronizes the line timebase. The triode V(b) is the frame/sync separator. Its input is the composite sync signal from V(a), while its output consists of narrow pulses which are employed to synchronize the frame timebase.

In order to limit the anode dissipation of V(b) it is fed with reduced h.t. During normal operation this valve consumes 6 mA at 80 volts: when the drive is removed the current consumption falls to 4 mA.

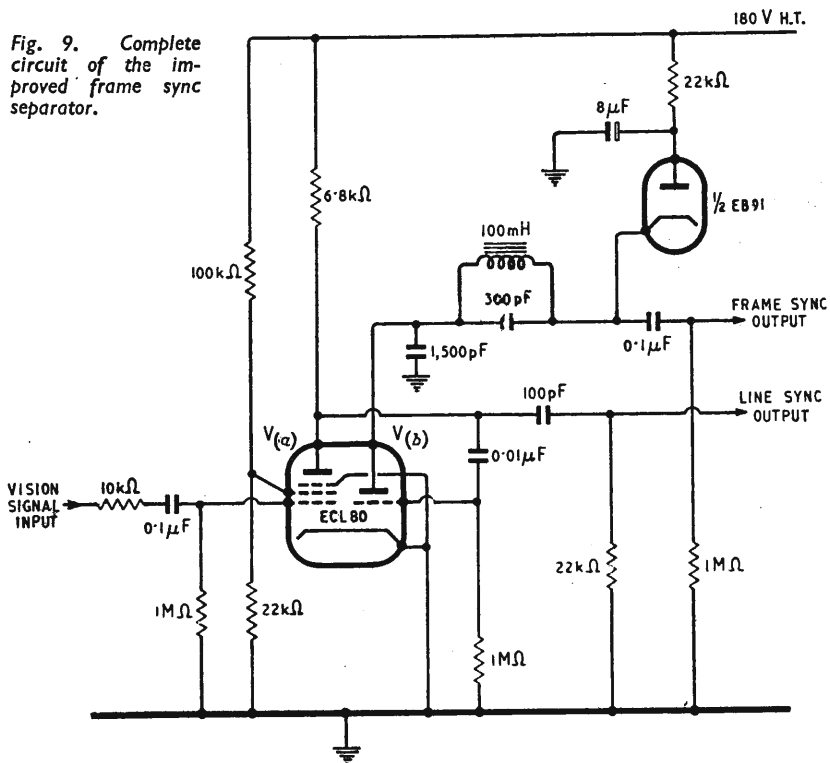
In discussing the performance of the circuit, one must consider the effects of interference by noise. If the frame sync-separator is either the simple RC integrator², or the more elaborate "train separator"^{3,4}, the derived sync-signal is 400 μ sec or more in duration. Therefore, in order to

completely mask the frame pulse by noise, a burst of such interference must last continuously for a period which is much longer than 400 μ sec, and must coincide with the period when the sync pulses would normally occur.

For the new separator, the critical period in the composite sync signal is considerably shorter: a much shorter continuous burst of noise will therefore be sufficient to destroy the frame lock. Now the probability of obtaining a continuous burst of noise must vary inversely as its duration. Thus, in order to achieve increased precision of frame synchronism by this method, one of the prices to be paid is reduced noise immunity.

There is also the question of variations of performance between samples of the circuit manufactured by normal mass-production techniques. This frame sync circuit was employed in a production run of over a thousand television receivers with satisfactory results. The tolerances allowed on the component values were the usual $\pm 20\%$ of

Fig. 9. Complete circuit of the improved frame sync separator.



† All the time-constants in these circuits are very short: 22, 37 and 83 μ sec respectively

nominal, while the permitted variation in the value of the inductance L (Fig. 2) was even greater, only a minimum value of 100mH being specified†. Such variations in the circuit values naturally produced observable changes in the waveforms. Between different receivers there was a variation in the number of minor pulses which followed the primary sync pulse; also, there appeared to be a small variation in the actual magnitude of this pulse. In spite of these variations, however, the resulting frame lock remained very precise, and the range of excellent interlace appeared to be substantially independent of the setting of the frame hold adjustment, provided of course that operation was within the synchronous range.

REFERENCES

- ¹ Blumlein, A. D., Browne, C. O., Davis, N. E. and Green, E. "The Marconi-E.M.I. Television System," *Journal I.E.E.*, 83, pp. 758-766 (1938).
- ² Patchett, G. N. "Faulty Interlacing," *Wireless World*, July 1952, pp. 250-254 and August 1952, pp. 315-319.
- ³ Townsend, G. B. "On overcoming the Non-Interlacing of Television Receivers which are accurately Synchronized," *Proc. I.E.E.*, Part IIIA, 1952, p. 643.
- ⁴ Attew, J. E. "A Frame Sync Separator," *Electronic Engineering*, February 1955, pp. 70-71.
- ⁵ Haantjes, J. and Kerkhof, F. "Deflection Circuits," *Proc. I.R.E.*, 36, March 1948, p. 407.
- ⁶ Jaegar, J. C. "Introduction to the Laplace Transformation with Engineering Applications," mimeographed copy reproduced by C.S.I.R. Melbourne, 1946, p. 24.
- ⁷ *ibid*, p. 26.

APPENDIX

TWO numerical analyses will be made, one for the line pulses and the other for the frame pulses. In each analysis, a particular set of initial conditions will be assumed for a particular instant in the cycle; this set will then be shown to be repeated at an instant one period later.

For the line pulses, imagine that just previous to a line pulse the current i in the inductance (Fig. 3) has reached the steady value I (formula 1). During the line pulse, the switch (Fig. 3) is held open for 10 μ sec and the charges in the capacitances C_1 and C_2 will drive a current into the inductance given by the familiar oscillatory equation

$$i = I \cos \omega_1 t \quad \dots \quad (2)$$

where ω_1 is the resonant angular frequency of L in shunt with the parallel combination of C_1 and C_2 and $I = 5.43$

mA. The period T_1 , $\left(= \frac{\omega_1}{2\pi} \right)$ is 83 μ sec. Thus, although

the current in the inductance is reduced, by the end of the 10- μ sec line pulse it is not zero and consequently current still flows in the same direction in the diode (Fig. 3). Therefore, the potential at B must remain at h.t., held there by the diode action. The potential at A during this time is given by

$$\begin{aligned} v_A &= v_B + \text{voltage of A relative to B} \\ &= V_{h.t.} - L \frac{di}{dt} \\ &= V_{h.t.} + \omega_1 L I \sin \omega_1 t \quad \dots \quad (3) \end{aligned}$$

From (3), v_A is elevated 12 volts above h.t. at the instant at the end of the line pulse. After the pulse is over, the switch is again closed. A representation of this part of the cycle may be obtained from Fig. 10, which shows the equivalent circuit. At $t = 0^-$ (i.e., just before the switch is closed), a charge equivalent to 12 volts is maintained by the capacitances C_1 and C_2 . At $t = 0$, however, a voltage step of -80 volts is applied suddenly at point D. If e is the Laplace Transform of the voltage between

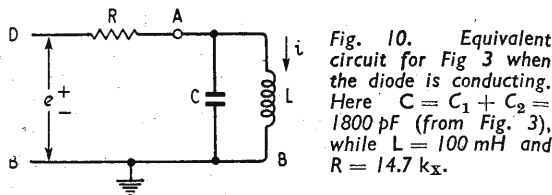


Fig. 10. Equivalent circuit for Fig 3 when the diode is conducting. Here $C = C_1 + C_2 = 1800$ pF (from Fig. 3), while $L = 100$ mH and $R = 14.7$ k Ω .

B and D, and i is the transform of the current in the inductance, then it is easy to show⁶ that

$$i = \frac{e}{p^2 LCR + pL + R}$$

Mathematically, the initial 12 volts can easily be accounted for by the following device. Consider that for all time 12 volts is applied between B and D but that a step of -92 volts is applied suddenly superimposed at $t = 0$. Then, for $t > 0$, the -92 volts and the steady +12 volts add to produce the same effect as applying the -80 volts step, while, for $t < 0$, the effect is that produced by +12 volts alone. Thus the current in the inductance is given by

$$i = \frac{92}{p[p^2 LCR + pL + R]} - \frac{12}{pR} \quad \dots \quad (4)$$

the first main term being the contribution from the -92 volts step, while the second term is the contribution from the steady +12 volts. The inversion of (4) is readily performed using standard Laplace Transform techniques,⁷ whence

$$\begin{aligned} i &= \frac{92}{R} + \frac{92}{R} \left[\frac{\sin t \sqrt{\frac{1}{LC} - \frac{1}{4C^2R^2}}}{\sqrt{4 \frac{CR^2}{L} - 1}} + \right. \\ &\quad \left. \cos t \sqrt{\frac{1}{LC} - \frac{1}{4C^2R^2}} \right] \exp - \frac{t}{2CR} - \\ &\quad \frac{12}{R} \quad \dots \quad \dots \quad \dots \quad \dots \quad (5) \end{aligned}$$

where t is in microseconds from the closing of the switch and i is in milliamps. Because of the heavy damping, the transient terms in (5) decay extremely rapidly. For example, after 90 μ sec (the time for the line scan) the net current is $5.43 + 0.023 = 5.47$ mA, where the value 0.023 is the contribution from transient terms. Thus, the initial conditions assumed one period ago have substantially been repeated and the reasoning has completed a full circle.

On even frames, a conduction pulse of 90- μ sec duration precedes each train of frame pulses. On odd frames, however, the corresponding conduction pulse is only 40 μ sec, and the inductive current immediately before the frame signal is obtained by substituting $t = 40$ in (5). This gives $i = 5.35$ mA. Now, the current in the inductance immediately before the frame pulses can be regarded as proportional to the height of the first frame pulse. Therefore, the slight variation of this current (5.47 and 5.35 mA) ought to produce a corresponding variation in the magnitude of the frame pulse. Such variation was indeed observed but the small amount of this effect (2.5% computed) would probably not affect the quality of interlace. This variation could be reduced still further by using a valve with a lower anode resistance (Fig. 2).

For the frame pulses, at an instant in the middle of a frame pulse (Fig. 5) assume the following.

- (1) The current in the inductance is zero.
- (2) The potential at A is elevated 8 volts above h.t.
- (3) The potential at B is still at h.t., but the diode current is zero.

The voltage difference across the inductance is only
(Continued on page 87)

† Values of certain pass inductances exceeded twice nominal.

maintained by the charge in C_2 . Because the potential of A (Fig. 3) is fixed by the charge in C_1 , the potential of B, or v_B , will increase rapidly as part of an oscillation whose period T_2 is governed only by L and C_2 . Here $T_2 = 37 \mu\text{sec}$. Thus, if time t is measured in microseconds from the commencement of the frame pulse

$$v_B = (v_{h.t.} + 8) - \cos \frac{2\pi}{T_2} [t - 20] \quad \dots (6)$$

where the first main term is the voltage at A and the second term is the voltage of B relative to A.

In a low-loss oscillatory LC circuit, the peak kinetic energy in the inductance very nearly equals the peak potential energy stored in the capacitance; i.e., $\frac{1}{2}LI_1^2 = \frac{1}{2}C_2V^2$ where V is the peak voltage across the capacitance and I_1 is the peak current in the inductance. Thus, the peak current which will flow into the inductance is given by

$$I_1 = 8 \sqrt{\frac{L}{C_2}} = 0.436 \text{ mA}, \text{ and therefore the current in the inductance is given by}$$

$$i = -I_1 \sin \frac{2\pi}{T_2} [t - 20] \\ = -0.436 \sin \frac{2\pi}{37} [t - 20] \quad \dots \dots (7)$$

From (6), it is clear that v_B can complete rather more than half of the cycle at T_2 in the $20 \mu\text{sec}$ remaining in the frame pulse; and at the end of this ($t = 40$), B will be elevated about 16 volts above h.t.; while, from (7) the inductive current will be approximately zero.

During the $10 \mu\text{sec}$ of the next conduction period, the switch is closed. Because there is no diode conduction, the potential of A can fall exponentially:

$$v_A = 88 \exp - \left[\frac{t - 40}{T_3} \right] \dots \dots (8)$$

where T_3 is the time-constant formed by R and C_2 and has the value of $22 \mu\text{sec}$. During this time also

$$v_B = v_A + \text{voltage of B relative to A} \\ = 88 \exp - \left[\frac{t - 40}{22} \right] + \\ 8 \left[1 - \cos \frac{2\pi}{37} [t - 20] \right] \dots \dots (9)$$

The instant that $v_B = V_{h.t.}$, the diode again conducts and

the mode of operation changes. From (9) this instant occurs at $t = 45$; i.e., $5 \mu\text{sec}$ after the start of the conduction period; while from (7) the corresponding inductive current is $+0.373 \text{ mA}$. Also at this instant

$$v_A = 88 \exp - \left[\frac{45 - 40}{22} \right] = 70 \text{ volts} \dots (10)$$

In the $5 \mu\text{sec}$ remaining in the conduction pulse the diode is closed, and consequently the inductive current will be given by formula (5), though with the initial constants appropriately altered:

$$i = 5.45 - \frac{70}{14.7} \left[0.265 \sin 0.716 (t - 45) + \cos 0.716 (t - 45) \right] \exp \left[-0.0198 (t - 45) \right]$$

$$\text{At the end of the conduction period } (t = 50) \\ i = 5.45 - 4.76 \left[0.265 \sin 16.35^\circ + \cos 16.35^\circ \right] \times \\ \exp (-0.0794)$$

$$= 1.03 \text{ mA}$$

In the next frame pulse, the switch is again opened. The current in the inductance and the voltage at A are respectively given by (2) and (3) with I reduced to 1.03 mA.

$$\text{Thus } i = 1.03 \cos \frac{2\pi}{83} (t - 50) \\ \text{and} \dots \dots (11)$$

$$v_A = V_{h.t.} + \frac{2\pi}{83} 1.03 \sin \frac{2\pi}{83} (t - 50) \times 10^{-3}$$

where t is once again measured from the beginning of the previous frame pulse and $L = 100 \text{ mH}$.

At $t = 70$, from (11) $i \approx 0$ and $v_A = 88 \text{ volts}$. These conditions obtain at the middle of the frame pulse and therefore the reasoning has completed the full circle correctly.

During the train of frame pulses, it has been shown that the current in the inductance immediately before a frame pulse is 1.03 mA, whereas the corresponding current immediately before the first frame pulse is of the order of 5.4 mA. Thus, the first frame pulse should exceed its fellows by a factor of 5.4. This in fact seems to be supported experimentally and closely follows the ratio derived by energy considerations alone in the main text.

BOOKS RECEIVED

Mathematics for Electronics with Applications by H. M. Nodelman and F. W. Smith. The mathematical processes useful in electronic engineering are discussed in theory and their application to specific problems is illustrated. Sections are devoted to the use of dimensions in checking formulæ, the solution of networks by determinants and matrices, the applications of series in non-linear circuits (e.g., intermodulation testing), methods of transient analysis, and the use of Boolean algebra in the analysis of switching circuits. Pp. 391; Figs. 131. Price 52s 6d. McGraw Hill Publishing Co., Ltd., 95, Farringdon Street, London, E.C.4.

The Application of Phase-coherent Detection and Correlation Methods to Room Acoustics: B.B.C. Engineering Division Monograph No. 9 by C. L. S. Gilford, M.Sc., F.Inst.P., A.M.I.E.E. and M. W. Greenway, M.Sc. (Eng.), D.I.C., A.C.G.I., Grad.I.E.E. Describes modifications of the pulsed gliding tone technique of displaying the transient response of rooms, designed to reveal more clearly the "singularities" responsible for coloration of the sound. Pp. 14; Figs. 14. Price 5s. B.B.C. Publications, 35, Marylebone High Street, London, W.1.

The Gramophone Handbook by Percy Wilson, M.A. Guide to the choice, installation and maintenance of equipment for the reproduction of gramophone records, with chapters on the care of discs and an introduction to tape recording and reproduction. Pp. 227; Figs. 56. Price 15s. Methuen and Co., Ltd., 36, Essex Street, London, W.C.2.

Television Explained by W. E. Miller, M.A., M.Brit.I.R.E. Sixth edition, revised by E. A. W. Spreadbury, M.Brit.I.R.E., of a guide to the functioning of the component parts of the modern television receiver, together with a chapter on installation and initial adjustment. Pp. 184; Figs. 87. Price 12s 6d. Iliffe and Sons Ltd., Dorset House, Stamford Street, London, S.E.1.

The Morse Code for Radio Amateurs by Margaret Mills. Advice on learning the code together with a graded series of exercises designed to give fluency up to a speed of 12 words per minute or more, and a glossary of amateur abbreviations. Pp. 18. Price 1s. Radio Society of Great Britain, New Ruskin House, Little Russell Street, London, W.C.1.

Wideband V.H.F. Converter

PREPARING FOR THE INTERNATIONAL GEOPHYSICAL YEAR

By G. P. ANDERSON, A.M.I.E.E.*

AS readers of *Wireless World* are aware, we are approaching a maximum in the 11-year cycle of sunspot numbers, and present indications are that this maximum is going to be higher than ever previously recorded, at least during the time that it has been possible to correlate activity on the sun with its effect on radio propagation on the earth. To the average enthusiast, the most interesting and easily observable effects are to be found on the frequencies ranging from 20 to 60 Mc/s or thereabouts, and this article describes apparatus that will enable the reader to extend the tuning range of a short-wave receiver to include this band.

During the last period of "sunspot maximum", signals from all over the world were being heard on frequencies up to about 50 Mc/s; many trans-Atlantic contacts were made by amateurs on frequencies of the order of 50 Mc/s, but attempts on frequencies only a few megacycles higher (56 Mc/s) did not meet with the same success. During last winter American signals were being heard regularly on frequencies up to 36 Mc/s, and sometimes higher, with very simple indoor aerials, and, of course, the 28-Mc/s amateur band was open to the world almost daily.

Apart from possible ionospheric paths, a fair indication of tropospheric propagation conditions on v.h.f. can be obtained by monitoring the B.B.C.

television channels, and a French TV station on about 41 Mc/s will serve as a useful sign that the 145-Mc/s amateur band is open in that direction. Final plans for the International Geophysical Year have not yet been published, but it is possible that some interesting signals may be radiated on v.h.f. in connection with this event.

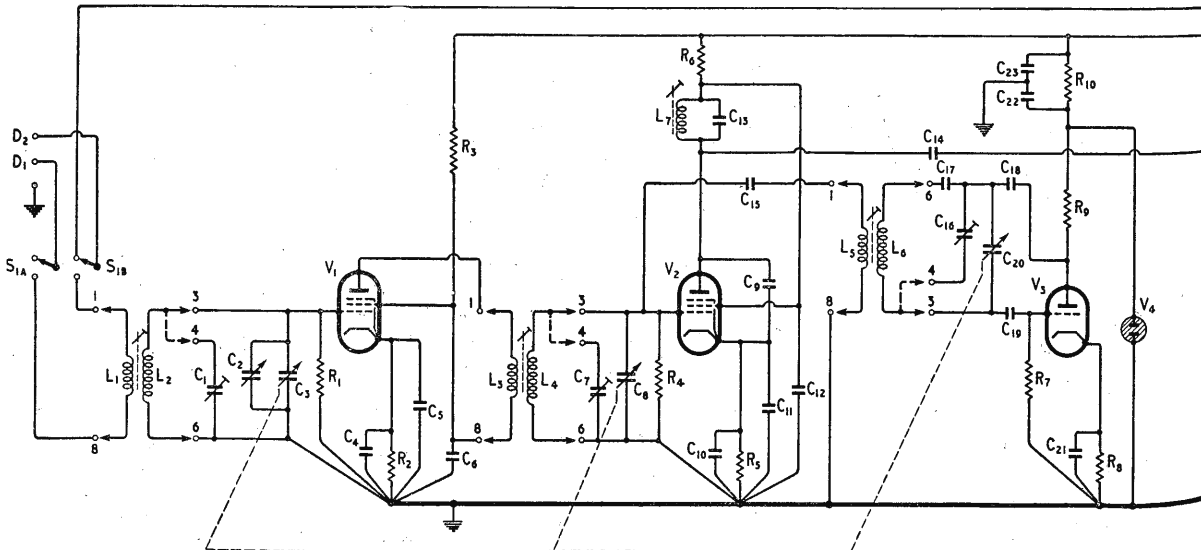
Design of V.H.F. Convertors.—Due to the strength of signals when propagation conditions are favourable, fairly simple apparatus is often quite satisfactory, and a t.r.f. or "straight" receiver using modern valves could be used. However, a superheterodyne convertor used in conjunction with a shortwave receiver, or a broadcast receiver with a shortwave range, will produce much more satisfactory results. Such a convertor changes the frequency of an incoming signal on, say, 50 Mc/s, to a lower frequency, that can conveniently be about 5 Mc/s, and this "converted" or "translated" signal is then passed to a receiver tuned to 5 Mc/s.

In order to include the frequencies likely to be of most interest, the tuning range of the convertor should extend up to at least 60 Mc/s; the lower limit can conveniently be arranged to overlap the upper frequency of the existing receiver, thus, in effect, extending its tuning range. Although it is possible to use a switched system of coil changing, the writer preferred to use plug-in coils to minimize switching and other losses.

The simplest method of changing the frequency

* Amateur Radio Station G2QY.

Fig. 1. Theoretical circuit of the 5-valve convertor. The power supply is built on the same chassis.



of the incoming signal is by means of a single valve of the heptode, triode-hexode, or similar type, in which one part of the valve serves as an oscillator and the voltage produced is injected into the electron stream of the other section, which functions as a mixer. Whilst such a unit is perfectly capable of giving a good performance, it suffers from the severe drawback that a strong signal is radiated from the oscillator. This may fall in the television bands and cause interference on local TV sets.

We can minimize this trouble, and at the same time obtain a useful improvement in performance, by inserting an r.f. amplifier between the aerial and the mixer; still further isolation of the oscillator voltages may be obtained by using separate valves

for the oscillator and the mixer, and using loose coupling between them for oscillator voltage injection. A further refinement is a stage of amplification at the translated frequency, thereby isolating the mixer from the effects of any changes in the main receiver, as well as giving some additional amplification. For convenience of operation all stages should be ganged, and it is useful to have an aerial trimmer and a gain control available on the front panel of the convertor.

The unit shown incorporates the features dis-

This view of the 5-valve convertor shows the inclined valves, plug-in coils, tuning capacitors and other recognizable components.

LIST OF COMPONENTS

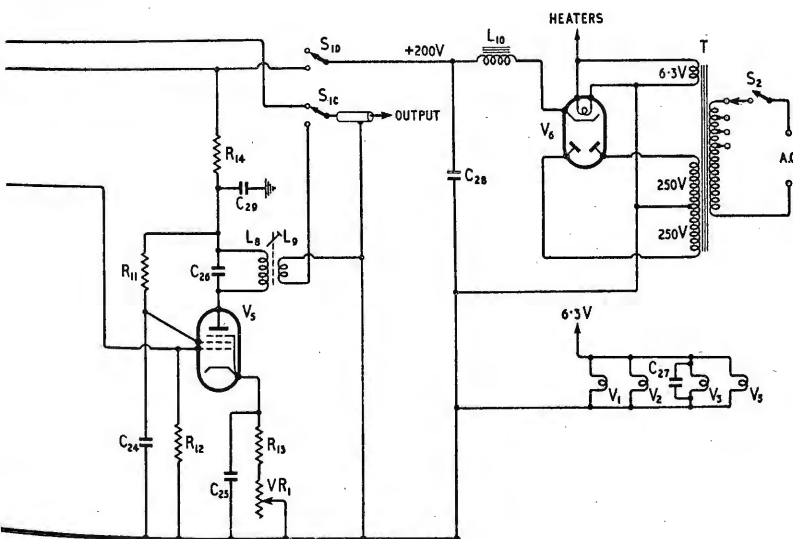
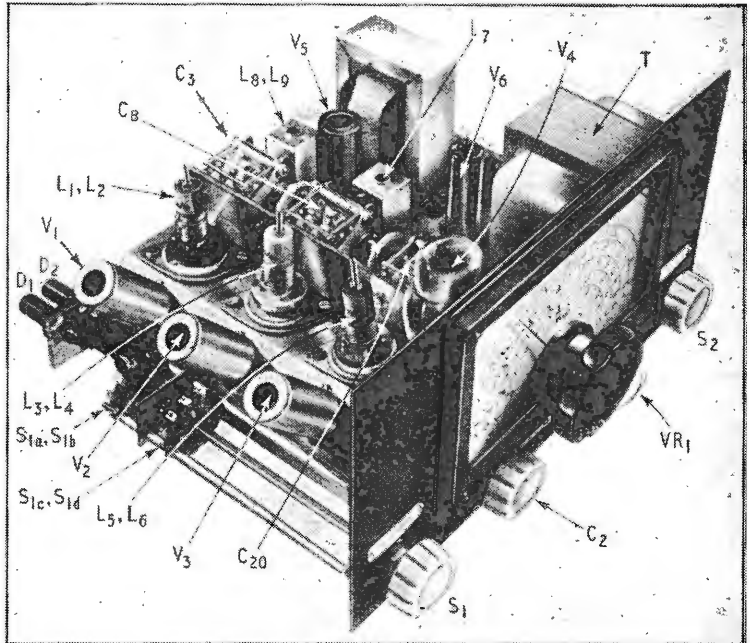
Capacitors

- C₁, C₇, C₁₆ 20 pF trimmer
- C₂ 10 pF variable
- C₃, C₈, C₂₀ 50 pF variable
- C₄, C₆, C₁₀, C₁₇, C₂₁, C₂₂, C₂₃ 470 pF
- C₅, C₁₁, C₁₂, C₂₄, C₂₅, C₂₇, C₂₉ 1000 pF (Hi-k)
- C₉ 10 pF
- C₁₃, C₁₈, C₂₆ 100 pF
- C₁₄, C₁₉ 47 pF
- C₁₅ 4.7 pF
- C₂₈ 16 μF, 350V, wkg. electrolytic.

(Unless otherwise specified, capacitors can be silvered-mica or ceramic.)

Resistors

- R₁, R₄ 4.7 MΩ ¼W
- R₂, R₁₃ 270 Ω ¼W
- R₃, R₆, R₁₄ 4.7 kΩ ¼W
- R₅ 6.8 kΩ ¼W
- R₇ 22 kΩ ¼W
- R₈ 100 Ω ¼W
- R₉ 10 kΩ ¼W
- R₁₀ 8 kΩ 1W (see text)
- R₁₁ 1 kΩ ¼W
- R₁₂ 470 kΩ ¼W



- VR₁ 10 kΩ 1W, variable
- V₁, V₂, V₅ 6AK5
- V₃ 6C4
- V₄ VR105/30
- V₆ 6X4
- S₁ 4-pole 2-way Yaxley-type switch
- S₂ Mains "on-off" switch
- L₁-L₆ See Table 1
- L₇ 50 turns No. 32 s.w.g.
- L₈ 50 turns No. 32 s.w.g.
- L₉ 10 turns, ditto.
- (L₉ is wound over "earthy" end of L₈.) Insulation, enamel.
- L₇, L₈ and L₉ wound on 0.3in diam formers, Neosid Type 5000/6E; dust iron core Drg 500; top plate Drg 5001. John Dale Screening Can Type DTV2.
- L₁₀ 20 H 40 mA choke
- T 250-0-250V, 40 mA; 6.3V, 1.3A.

Chassis

7½ in x 7½ in x 1½ in deep.

Panel

10 in x 5½ in deep.

cussed here, and includes simple voltage stabilization of the h.t. supply to the local oscillator. The power supply for the convertor is included in the unit. Plug-in coils are used, the range from 15 to 85 Mc/s being covered with four sets of three coils. The tuning capacitors are ganged and an aerial trimming control is provided on the front panel to compensate for the loading effect of different aerials. The trimmer also simplifies the "tracking" problem in a three-circuit tuner of this type. The other controls are: i.f. gain; convertor in/out switch, for changing the aerial over to the main receiver, and a mains on/off switch.

The circuit is shown in Fig. 1, and it will be seen that 6AK5 valves are used for the r.f. amplifier, mixer and i.f. pre-amplifier. A 6C4 valve serves for the oscillator. The h.t. voltage to the latter is stabilized by a VR105/30, the value of R_{10} depending on the voltage of the h.t. line. The value shown is suitable for an h.t. voltage of about 200. The circuit is fairly orthodox, but the need for R_1 and R_4 may not at first be apparent; they provide a d.c. path to earth for the grids of their respective valves when the coils are removed for changing the range. The capacitor C_9 across the mixer valve was not found to be necessary in the model shown, but from experience the writer has had with other v.h.f. convertors, it may be needed to prevent oscillation at the mixer output frequency. The power consumption of the convertor is 1.3A, at 6.3V, and 40 mA at 200V.

The main points to watch when constructing apparatus for the higher frequencies have frequently been stressed; summarized they amount to this; keep all leads short and the wiring rigid. The convertor shown is constructed with the valves inclined relative to the rest of the chassis in order to facilitate short wiring. A copper chassis should be used and the earth returns of each stage brought to one point, as indicated in the circuit diagram. Separate tuning capacitors are used and mechanically coupled, but electrically insulated from each other. Both sides of C_{20} are "live" to r.f. and consequently this capacitor must be insulated from the chassis. It is advisable to wire the heaters with screened lead, bonded at intervals to the chassis, and unless the lead connecting the convertor to the main receiver is reasonably short, it also should be screened. A good slow-motion dial is desirable, although a certain amount of fine tuning can be carried out on the main set.

The coils are wound on $\frac{1}{2}$ -in diameter formers, provided with $\frac{3}{8}$ -in dust cores for adjustment of inductance. The particular type specified in the schedule is made of polystyrene, and use may be made of the low softening temperature of this material to secure the turns of wire during the winding process. The writer found it convenient,

after soldering one end of the wire in Pin 3, to bend it at right angles just above the flange of the former (see Fig. 2), and to hold the wire so that it is resting against the body of the former. If now the wire is heated by carefully applying a soldering iron to it at a point near to the body of the former as shown, it will be found that after a very short time the wire begins to sink into the polystyrene. The iron should now be removed, and the wire and former held in position for a few seconds to allow the polystyrene to harden. Winding the coil may then proceed, keeping the wire taut, separating the turns, and, if felt necessary, repeating the heating process at intervals. After the required number of turns has been put on, the last turn should be secured in the same way as the first and the end inserted into Pin 6 and soldered. The other winding may be added in the same way, and to complete the coil a coating of polystyrene varnish should be applied, which will effectively "embalm" the windings, and prevent any risk of turns moving during handling. If formers of clear polystyrene are used they may be colour coded by applying a coat of paint to the inside of the former.

The coils used in the prototype unit plug into standard octal sockets, which may be colour coded to correspond to the appropriate coils. These sockets, like the valveholders, should be of high-grade ceramic or similar material, with good v.h.f. properties. Details of the windings are given in Table I, from which it will be seen that certain ranges are "padded" with extra capacitance in order to spread the tuning over the more populated frequencies; with one exception these capacitors are fitted in the wiring of the convertor (at C_{11} , C_7 and C_{16}) and are brought into circuit by joining tags 3 and 4 of the appropriate coils. It may also be observed that Band B includes both the 21- and the 28-Mc/s amateur bands.

Provided the layout and coil data are followed fairly closely, no difficulty should be encountered in aligning the convertor to provide an output signal for a set tuned to 5 Mc/s. The first step is to adjust the i.f. pre-amplifier to this frequency, and this may be done by setting "i.f. gain" to maximum (with the convertor switched on and connected to the receiver), and adjusting the dust cores in L_7 , L_8 and L_9 for maximum "noise" in the loudspeaker. The ranges covered by the oscillator may then be set using a signal generator or a grid-dip oscillator, and remembering to adjust the inductance at the low frequency end of each range, and the capacitance trimmer at the high frequency end, if necessary. In the prototype unit one value of capacitance served for most ranges, but due to differences in wiring it may be necessary to use different values for each range, in which case the capacitors could be mounted on each coil; this was done in the case

TABLE I. COIL WINDING DETAILS

Range	Coverage	L_1 Turns	L_2 Turns	L_3 Turns	L_4 Turns	L_5 Turns	L_6 Turns	Notes
A	15-22 Mc/s	2	8½	4	8½	2	7½	Pins 3 and 4 joined.
B	21-30 Mc/s	1	5½	2	5½	2	4½	Pins 3 and 4 joined.
C	30-53 Mc/s	1	2¾	2	4¾	2	3	L_6 has 13pF across it.
D	40-85 Mc/s	1	3	2	3½	2	3½	

All are wound with 22 s.w.g. tinned copper wire, on $\frac{1}{2}$ -in diam slug-tuned formers (Denco Maxi-Q, 6-pin octal based). Enamelled wire may be used if preferred. Turns are spaced by the diameter of the wire. Individual pairs of coils for each range (i.e. L_1 and L_2 ; L_3 and L_4 ; L_5 and L_6) are wound on the same former, end to end with about $\frac{1}{16}$ in spacing between them.

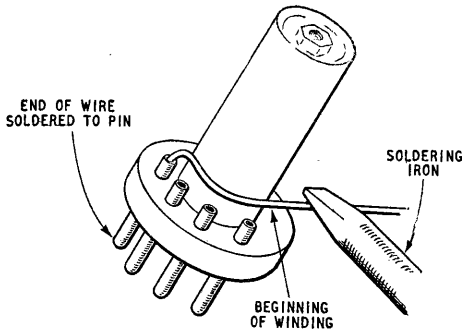


Fig. 2. The end turns on the polystyrene coils can be fixed in position by applying a hot soldering iron as shown here.

of L_6 (Range C), where an additional 13 pF was needed. The value of the padder capacitor C_{17} appears to be a good compromise and gives satisfactory tracking over all bands. However, some experiments may be useful in individual cases to obtain optimum results.

Having adjusted the oscillator range, the signal frequency circuits may be aligned, again adjusting the inductors for maximum signal near the low frequency end of each range, and the capacitors at the h.f. end. (This subject has been dealt with thoroughly in a number of publications and the reader is referred to them if he should require further information.)

Switch S_1 enables the convertor to be put in or out of circuit without having to manually change-over plugs, and in the "out" position the aerial is connected to the main receiver, and the convertor is disconnected.

Aerials.—The unit may be used with more or less any length of wire as an aerial, and if a single "long wire" aerial is used, it should be connected to terminal D_2 of the convertor, D_1 being strapped over to the earth terminal E. Care should be taken to make these connections correctly, so that the aerial is connected to the output socket when S_1 is set to "out."

On the higher frequencies, however, greatly improved results can be obtained by using resonant aerials; that is, aerials the lengths of which are chosen to tune to the particular frequencies in which one is interested. A convenient length consists of a half-wavelength of wire, that is, one 5 metres long for reception on 10 metres, and although such an aerial connected as described for a "long wire" will give good results, its efficiency is severely limited by the fact that, being only a short length of wire, most of it will be screened by being inside a room. It is preferable, therefore, to place the half-wavelength of wire as high and as clear of buildings as possible, and connect it to the receiver by a transmission line, that will convey signals from the aerial with little loss, and at the same time pick up minimum signal itself, thus reducing the effects of man-made static. Much information has been published on aerial design, but for the purpose of this article it will be sufficient to give the formula for determining the length of a half-wave aerial; this is

$$l \text{ (feet)} = \frac{462}{f \text{ (Mc/s)}}$$

If the wire is cut at the centre and an insulator

inserted to separate the two halves, and a length of suitable feeder used to connect it to the receiver, it can be erected well away from the house. Balanced feeder of the correct characteristic impedance of 75 or 80 ohms is available, but an alternative may be made from electric light "flex," preferably plastic insulated, which has approximately the same impedance. It is, however, more "lossy," and is liable to be even more so in damp weather. In either case the ends of the two conductors forming the feeder should be connected to D_1 and D_2 , the strap from D_1 to E not being required; terminal E may be connected to earth. Coaxial feeder of the type used for connecting TV aerials and receivers would be satisfactory also, the centre conductor being connected to D_2 , and the sheath to D_1 .

The half-wave aerial favours reception of signals from directions at right angles to its length, and this factor can be made use of if reception is required mainly from a particular direction; but for general (or omni-directional) coverage the aerial may be erected in a vertical position. As a half-wavelength at 28 Mc/s is about 16 ft and at 50 Mc/s only about 9 ft it is quite a practical proposition to erect such an aerial. The design of more elaborate aerials and arrays is beyond the scope of this article, and in any case such aerials are unnecessary for the listener who only wants to hear "what's going on" on the very high frequencies.

CLUB NEWS

Birmingham.—A demonstration of high-quality sound reproduction will be given to members of the Slade Radio Society by a representative of Whiteley Electrical Radio Company on February 15th. At the first meeting in February (1st) G. A. Swinerton (G6AS) will speak on operating in the DX bands. In addition to the fortnightly meetings held at 7.45 at Church House, High Street, Erdington, there are instructional and constructional classes every Tuesday and Wednesday evening, and the club station (G3JBN) is available every day for use by members. Sec.: C. N. Smart, 110, Woolmore Road, Erdington, Birmingham, 23.

Bradford.—The subjects to be covered by speakers at the meetings of the Bradford Amateur Radio Society on February 12th and 26th are, respectively, oscilloscopes (by G. F. Craven), and transformers (by P. Howarth). Meetings are held at 7.30 at Cambridge House, 66, Little Horton Lane. The fortnightly meetings are preceded by half-hour morse classes. Sec.: F. J. Davies (G3KSS), 39, Pullan Avenue, Eccleshill, Bradford, 2.

Bury.—The February meeting of the Bury Radio Society will be held at 8.0 on the 12th at the George Hotel, Kay Gardens, when H. A. Rothwell (G6QT) will demonstrate an all-transistor broadcast receiver. Sec.: L. Robinson, 56, Avondale Avenue, Bury.

Leicester.—Dekatrons and other counter tubes will be covered by M. H. Kind (G3GXZ) in his lecture to the Leicester Radio Society on February 11th at 140, Highcross Street. Sec.: J. Tranmer, 4, Grocot Road, Evington, Leicester.

Newbury.—J. H. Etheridge, of Cinema-Television, will speak about the flying-spot particle resolver at a meeting of the Newbury and District Amateur Radio Society on February 22nd. Meetings are held at 7.30 at Elliott's Canteen, West Street. Particulars are obtainable from 83, Newtown Road, Newbury.

Sidcup.—The next meeting of the Cray Valley Radio Club will be held at the Station Hotel, Sidcup, on January 22nd at 8.0. C. Usher (G2CCD) will give a talk entitled "Antennas for the amateur." Sec.: S. W. Coursey (G3JJC), 49, Dulverton Road, New Eltham, London, S.E.9.

Wellingborough.—On February 28th G. Abrams will address members of the Wellingborough and District Radio and Television Society on "Basic audio amplifiers." Arrangements are being made for a Mullard lecture and film on valve manufacture on the 21st. Meetings are held each Thursday at 7.30 at Silver Street Club Room. Sec.: P. E. B. Butler, 84, Wellingborough Road, Rushden.

NEGATIVE RESISTANCE

The Answers to Last Month's Questions

By "CATHODE RAY"

A FRENCH reviewer* has remarked that it is my custom to take supposedly simple things and show how obscure they are; and then, when the fog has become really dense, to wave a magic wand and clear it away. That may be all very well when the fog obeys, but last month it tended to thicken continuously, necessitating a postponement of the trick. In case you haven't meanwhile found your own way out or lost interest, the attempt will now be made, with apologies for any inconvenience.

The problem, you may remember, concerned negative resistance—as provided, for example, by dynatron or transistor—in circuit with positive resistance. Both kinds of resistance can be represented as voltage/current graphs. Fig. 1 shows the

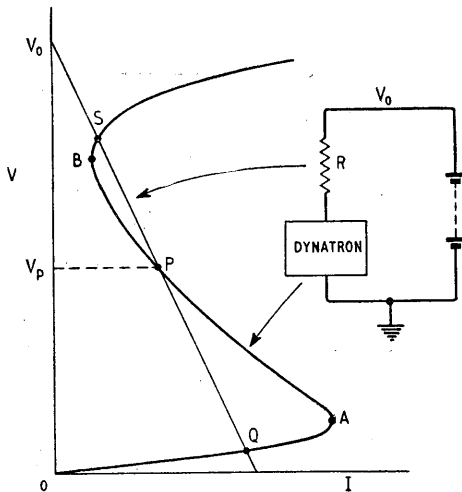


Fig. 1. Voltage/current graphs of the two resistive elements in the circuit shown. The curved line QAPBS represents, to the scales beginning at the normal origin O, the resistance of the dynatron, which is negative between A and B. The straight line V_0SPQ represents the wholly positive resistance R, to an inverted voltage scale beginning at V_0 .

characteristic curve of a dynatron; between A and B its resistance is negative, indicated by the line sloping the "wrong" way—current decreasing with rise in voltage. The straight line represents the linear positive resistance R; and to see how the total voltage V_0 is shared between it and the dynatron we plot it to an inverted voltage scale, beginning at V_0 as its zero and increasing positively downwards. So the downward slope of this line indicates positive resistance all the way. The amount of resistance appears as steepness of slope. The only points on the diagram corresponding to equal current through both resistances are those which are common to both lines.

*F.A. *Toute La Radio*, November 1955. p. 391.

With two positive resistances only one such point is possible, but a peculiarity of negative resistance is that the same total voltage can sometimes be divided between the two resistances in more than one way, with different currents; for example, P, Q and S in Fig. 1.

We found by experiment that we could set the circuit to point P by tying down the junction between positive and negative resistances to a tapping V_0 on the voltage source, but that this point was unstable, because immediately the tapping was disconnected the voltage flipped to Q or S and stayed there. If, however, R was lower, as in Fig. 2, only one situation was possible.

Again by experiment we found that the negative resistance provided by a point-contact transistor with common base bias has a different kind of V/I curve, as in Fig. 3; but that in spite of the fact that at and near P the relative slopes of the positive and negative resistances are the same as in Fig. 2, this circuit turns out to be unstable and flips to Q or S just like Fig. 1. So our theory, based on Figs. 1 and 2, that the circuit is unstable when R is greater than the negative resistance and stable when it is less, broke down, and we were faced with Thomas Roddam's poser—how can the circuit, set to P, know whether it is stable or unstable without going to see which way the negative resistance bends? And how can it do that if it is stable? And how can it do it anyway, seeing that it can't move from P without there being more than one current or voltage in the same place at the same time, which is impossible?

We had been given a possible clue to the last of these questions by Mr. Roddam, when he pointed out that no real circuit is free from reactance. In practice

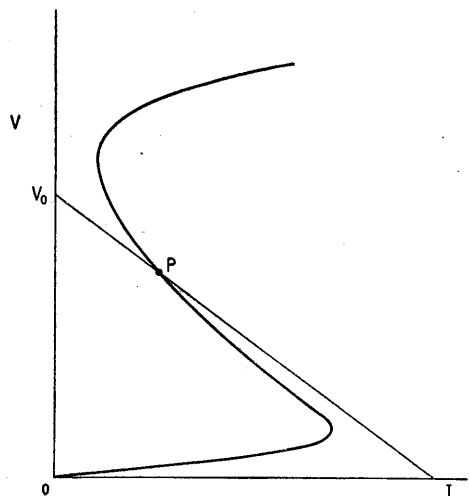


Fig. 2. As Fig. 1, except that R is less than the negative resistance of the dynatron.

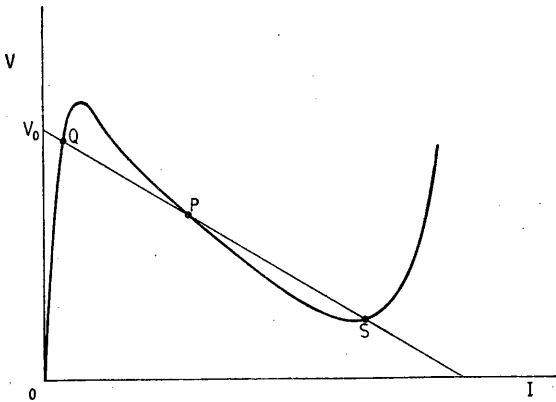


Fig. 3. Here the curved line represents the input resistance of a transistor circuit (Fig. 6).

there is always some stray capacitance across the dynatron in Fig. 1, and the current from this as its voltage changes between P and S or Q is in the right direction to bridge the current gap between the two lines during this change, and the amount of current required controls the speed of the change. We demonstrated this by making the capacitance large, slowing the process down so much that we could easily follow it on milliammeters.

That particular problem seemed to have been disposed of very neatly until we applied it to the transistor circuit. Because the two lines above and below P in Fig. 3 are on opposite sides of one another as compared with Fig. 1, the capacitance current is only in the right direction to bridge the gap between the two lines when the voltage is moving *towards* P, which therefore ought to be a stable point. But experiment showed that even with as much as $300\mu\text{F}$ across the transistor it was most definitely unstable!

Meanwhile we had got no nearer the answer to Roddam's question; and our shunt capacitance theory, demonstrable though it was in connection with Fig. 1, led us into the most frightful dilemma with Fig. 4, which illustrates the transistor in series with a high resistance and shunted by a capacitance. Near P it is identical with Fig. 1, so presumably the slightest displacement causes capacitance current that displaces it more, and so on, just as happened with the dynatron; but the current gap, instead of closing up at Q or S, widens continuously, causing the capacitance voltage to change faster and faster; but the negative resistance characteristic makes that impossible, for the voltage change actually reverses! We tried it, and found that the current and voltage oscillate continuously to and fro between the bends. But how does it manage to get into reverse there, contrary to our current-gap theory? And how is P in Fig. 4 unstable in spite of there being only one intersection, as in the stable Fig. 2?

Two Kinds of Resistance

It was with all these awkward questions unanswered that I was callous enough to leave you last time. In the meanwhile I have thought up some answers, which I hope will have been worth waiting for.

It is difficult to know where to start, but first of all let us tackle the question why P in Fig. 2 represents

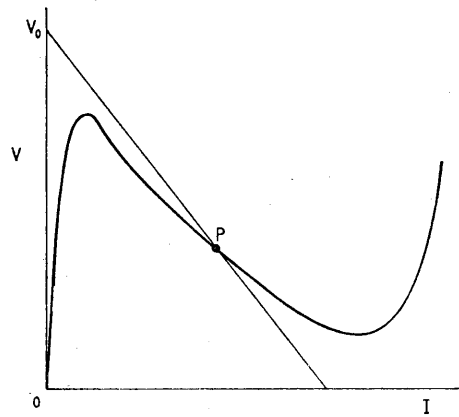


Fig. 4. As Fig. 3, except that R is greater than the negative input resistance of the transistor circuit.

a stable condition whereas in Fig. 3—which in the region of P is absolutely the same—it is unstable. That was the original Roddam problem.

Because diagrams of various kinds are such valuable mental aids, there is a danger of relying on them too completely, overlooking their limitations. Our ideas (if you will pardon my assuming that you, too, were taken in) last month were heavily based on voltage/current graphs, in which negative resistance appears as a slope downward from left to right. From this point of view there is no difference whatsoever between a portion of negative-resistance characteristic plotted from a dynatron and one from a transistor, provided their slopes are both the same. Yet they behave quite differently in practice. Since negative resistance is a particular relationship between current and voltage, and it is that relationship which is expressed by the graph, can two identical pieces of graph possibly represent different kinds of negative resistance?

The difficulty in seeing a difference between two resistances that appear identical may perhaps be that we are too much under the spell of Ohm's law. If we increase the e.m.f. applied to a 500-ohm resistor by 10 volts we know that the current through it will rise by 20 milliamps. We also know that if we increase the current through it by 20 milliamps the p.d. across it will rise by 10 volts. Cause and effect are interchangeable. It is the same with pressure and rate of water flow through a pipe. But if a fireman uses the water to knock a man down, cause and effect are not interchangeable. A man falling down doesn't necessarily cause water to gush out of a hose. And because the relationship between current and voltage in a valve or transistor can be graphed in the same way as for a resistor, it does not entitle us to assume that the same reversible cause-and-effect holds good. We have already seen that although the passing of I_p milliamps through the device illustrated in Fig. 5 necessarily causes the p.d. across it to be V_p volts, applying V_p volts to it doesn't necessarily drive I_p milliamps through it. It might be I_q . Or I_s . In this case it is only by regarding current as the cause and voltage the effect that we can get an unambiguous result. This kind of negative resistance is therefore called current-controlled. Conversely, the dynatron is a voltage-controlled negative resistance.

The persistent inquirer will object that distinguishing them by these names doesn't properly

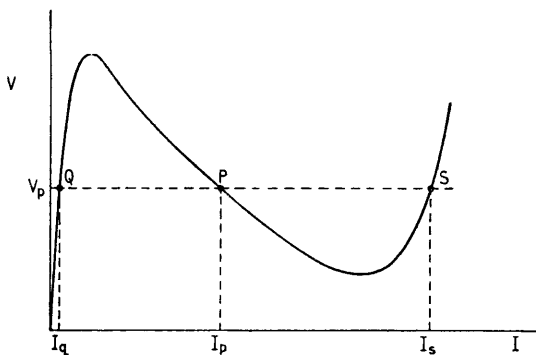


Fig. 5. This is the characteristic curve of a current-controlled negative resistance, because the value of current definitely decides the potential drop, whereas the reverse is not true.

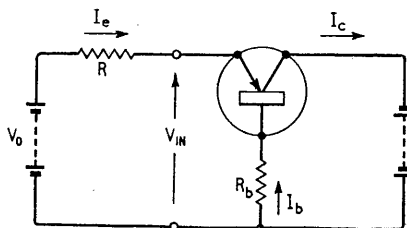


Fig. 6. Diagram of transistor circuit used to experiment with current-controlled negative resistance.

answer the question, for in order to name them we had to take a look at the bends in the curve, whereas the actual circuit appears to know the difference while it is still on the straight near P. So we shall have to go into the matter more closely.

Treating the transistor characteristic in Figs. 3 and 4 in the same way as for ordinary resistance, we would conclude that raising the input current from point P was bound to make the voltage fall, and reducing the voltage was bound to make the current rise. But let us look at the circuit represented by this graph: Fig. 6. Here, I_e and V_{in} are the current and voltage defining the transistor input resistance. Suppose we raise the input current I_e , either by raising an already large V_0 through an R sufficiently large for any changes in the potential of the emitter to have only minor influence on I_e , or by reducing R . These alternative procedures are represented in Fig. 4 by raising V_0 , keeping the slope of the R line the same, or by decreasing the slope of the R line, keeping V_0 the same. In either case, the diagram shows that P is shifted downwards, indicating the rise in current we aimed at, and also a fall in voltage. The same result can be predicted from Fig. 6 by a knowledge of point-contact transistor action. The rise in I_e , which, without I_c , would cause the voltage drop across R_b to increase, so increasing V_{in} , actually causes a bigger rise in I_c , which passes through R_b the opposite way, so the net result is a fall in V_{in} . The circuit behaves as the graph predicts.

Now let us reduce V_{in} directly, by reducing V_0 through a comparatively low R as in Fig. 3. Fig. 3 predicts a resulting rise in I_e . And so it would be if cause and effect were reversible, as with ordinary resistances. But let us consider it with Fig. 6. The first effect of a small reduction in V_{in} is to

reduce the voltage available for driving current from emitter to base. So I_e falls. That immediately causes a bigger fall in I_c , which makes the base less negative; that is, the base potential rises to meet the falling emitter potential, further reducing I_e . So the slightest reduction in V_{in} causes I_e to fall with a trigger action, the rate of cut-off being limited only by the time taken by the electrons and holes inside the transistor to do their stuff, as studied by us in the last September issue. The process is only saved from going on for ever by the top bend, where the transistor input resistance becomes positive and a stable position Q is taken up. If the trigger had been pulled in the other direction—as it can be now, by raising V_0 until the hump above Q has been cleared—it flies to the alternative stable point S.

Effect Follows Cause

We see, then, that an actual transistor circuit reacts to a voltage change near P in exactly the opposite way to that predicted by the V/I diagram. This is because it is a current-controlled negative resistance, so is affected by the applied voltage change only in so far as that changes the input current, which in turn changes the input voltage in the opposite direction. But it can't work in the reverse order, any more than the man falling down can make water come out of the hose. It is true that if, when we lowered V_0 , some playful demon had intervened for a microsecond or two, increasing I_e just in advance of us, our action would have sustained this result after the demonic influence had disappeared, for the increase in I_c would by then have made the base move considerably more negative than the emitter, so increasing the voltage between them and hence also I_e and I_c , in accordance with Fig. 3. Presumably also a shunt capacitance would then have acted always in such a way as to turn any excursions back towards P, so making it a point of stability. But science is based on the assumption that demons, if any, do not interchange cause and effect in this way; and Fig. 3 is invalid for control by voltage. Hence the complete and instant failure of every experiment I could devise to hold the circuit at P.

Incidentally, my fanciful closing remark last month (about my having to see this month's issue to get the answers) was really a rather subtle clue, because the only reason for its fancifulness was its reversal of cause and effect.

The problem of the gap between the two lines when moving from P to Q or S does not arise, because the extremely brief period of the journey is occupied by the internal electronic processes I mentioned, during which time the transistor has no static characteristic curve that one can draw on a V/I diagram.

In the same way it can be seen that because the negative resistance of a dynatron is voltage controlled it is unstable with a resistance greater than the negative slope, as at P in Fig. 1, whence there would be a flip to Q or S even if all shunt capacitance could be completely removed. The fact that the capacitance explanation is also true for this particular arrangement is just one of those awkward coincidences that make it so easy to confuse two different issues and draw fallacious conclusions. Fig. 1 is just Fig. 3 with current and voltage interchanged; it is,

(Continued on page 95)

in fact, the dual* of Fig. 3, and since the dual of shunt capacitance is series inductance we would expect series inductance to have the stabilizing influence we sought from shunt capacitance in the transistor circuit. The diagram with which we "proved" the stability of P in Fig. 3 also serves for inductance in Fig. 1 if dualized by interchanging current and voltage (Fig. 7), for the current-bridging effect of the changing voltage across the shunt capacitance becomes a voltage-bridging effect due to a changing rate of current through the series inductance. But, as with the transistor, this stabilizing effect is of academic interest only, for it is overridden by the impossibility of effect preceding cause.

In short, the answer to our original question (How does the circuit know whether it is unstable, as in Figs. 1 and 3, or stable, as in Figs. 2 and 4, without departure from P to see whether the negative resistance curve closes in to a Q and S or opens out?) is that a given negative slope around P in a V/I graph can represent either of two different kinds of negative resistance—current-controlled and voltage-controlled—and since this nature of the negative resistance in the actual circuit determines which is cause and which is effect, and effect is bound to follow cause, the stability or instability is determined. We have already studied Fig. 3 at length and seen why P is unstable. In Fig. 2, where the diagram at P is identical, the situation represented is nevertheless different, because a slight lowering of voltage is a direct cause in its own right, which increases the current, which admittedly drops somewhat further the voltage available for the valve and so extends the original action, but (with the relatively low positive resistance represented in Fig. 2) only to a limited degree. An infinitesimal displacement from P is sufficient for the nature of the negative resistance to be tested and for the circuit to flip or stay put as the case may be.

But what, you may ask, if a current-controlled negative resistance had a characteristic curve as in Fig. 2—or just continued negative all the way, without bends—and flipped madly on at goodness knows how many volts and milliamps per micro-second, trying in vain to find a stable point that did exist?

The continuous negative resistance can be ruled out for a start, because negative resistance is not a thing that can come from a passive component like a resistor; by its nature it delivers more power than it receives, and since there is no such thing as "perpetual motion" the power must come from somewhere, such as a battery, which of course is limited; and usually the device through which this power is administered—the valve or transistor—is even more limited, and sooner or later in both directions its resistance must revert to positive—hence the bends. The bends being granted, they must be such as to make possible more than one current at a given voltage, or more than one voltage for a given current, as in Fig. 2. If the former, voltage cannot be the controlling interest, else there would be no ambiguity; the negative resistance must be current-controlled. Vice versa for Fig. 2. So there is no fear of our nightmare coming true.

If you suppose that by this time the now celebrated Roddam question has been completely and

satisfactorily answered from all possible angles and we can go home, may I remind you of two little things. The first is that although some of us jibbed at Roddam's own answer as being not entirely obvious to the dim-witted, we never questioned its correctness. His answer, if you remember, was based on the existence of circuit reactance. Now our following up of this clue was rather unfortunate, because it led us quite a long way up the garden, and it was only when we dismissed reactance altogether as the determining factor in the problem that we got somewhere. Was Roddam wrong, then? Or are we?

Oscillations or Flips?

It seems (I hope so, anyway) that we are both right as far as we go. The discrepancy is removed if we recognize two kinds of instability: the kind we have been considering, which we might call flip instability; and the kind Roddam was considering, which we might call oscillation instability. Our kind is the inability of a circuit with negative-resistance to stay at the middle point of three; for example, P in Figs. 1 and 3. The reason is the fact that effect comes after cause, not before; a fact that over-rides anything that reactance can do. The gap between the negative and positive resistance characteristic curves needs no filling, because during the flip the negative-resistance characteristic is in a state of flux and doesn't really exist as a static curve.

The second thing to recall is that in attempting to set the circuit an impossible and absurd task we stumbled across oscillation instability—with capacitance across the transistor and a high resistance in series, as represented by Fig. 4. (Incidentally, the same thing happens with a dynatron and low resistance (Fig. 2) if there is inductance in series—as the dualists among us would expect.) Theory seemed to indicate that the nightmare "irresistible-force-and-immovable-object" situation would take charge, the speed of flip increasing to infinity and even beyond. But the thing oscillated to and fro,

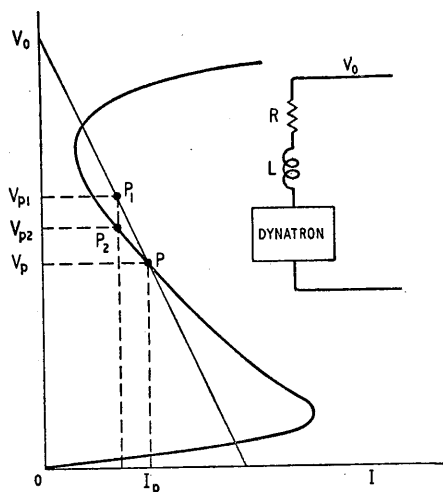


Fig. 7. A series inductance L makes possible a gap V_{p1} — V_{p2} between the voltages across dynatron and resistance R, provided that the current through all three circuit elements is changing in the direction away from P.

*Wireless World, April 1952; also *Second Thoughts on Radio Theory* Chap. 35.

and we haven't yet found any explanation for the reversal at each bend.

When I put an oscilloscope across R_b in the transistor circuit it showed that the speed of flip was indeed very great. One could tell not only by the fact that during it the trace was as near vertical as one could see, indicating an immeasurably small time period, but this vertical trace was almost invisible, showing that the ray was moving at very high speed. However, the speed of current change could never actually reach infinity, for at least two reasons. The first is the already-mentioned finite speed of electronic action inside the transistor, which renders the negative-resistance curve invalid at very high rates of change. The second is that every circuit has some inductance, and however small it was it would set up an infinitely large voltage if the current changed infinitely fast. So the current from the shunt capacitance not only causes an increasing horizontal separation of the two working points P_1 and P_2 but also a vertical separation, representing the voltage of self-induction. One can therefore visualize the two points starting off side by side; then one rising above the other, overtaking it horizontally, and driving the other in the opposite direction, where it follows.

In a transistor circuit without added inductance, in which oscillation is of a sawtooth and pulse (or relaxation) type, my guess is that the electronic time delay is likely to be the larger influence. If inductance is added in series with the capacitance, one gets an acceptor circuit which is in effect a low-impedance dynamic load in parallel with R , swinging it round from the Fig. 4 position to the flip-unstable position (Fig. 3). But now it is not merely flip-unstable, for being a dynamic or oscillatory load the inductance reverses the motion smoothly at the end of each half-cycle, and oscillation is more nearly sinusoidal.

The behaviour of the dynatron, with series inductance to convert the stable Fig. 4 into oscillation instability, is the dual of what I have just described. But the electronic action is much swifter in the dynatron, and the inductance is invariably shunted by at least some self-capacitance, making a rejector circuit, so my guess is that capacitance is here the main reversing influence. The effect of the high-impedance oscillatory circuit in series with the comparatively low R in Fig. 2 is to swing the load line up to the Fig. 1 position.

So in the end we find that, out of Figs. 1-4, 1 and 3 are the unstable ones, and 2 and 4 the stable. This is on the understanding that 2 and 4 do not have hidden about them enough reactance to bring the load line at some frequency or other into the 1 or 3 position.

If R in Figs. 1 and 3 is a simple positive resistance it is effective at all frequencies down to zero, and there is no reversing agent, so it just flips once to a stable point, Q or S . Supposing there could be no reactance at all the speed of slip would be governed entirely by the speed of electronic processes in the negative-resistance device. During this short period its characteristic curve would be changing in such a way as to eliminate any gap between itself and the resistance line. Reactance slows the flip by filling a current or voltage gap.

If R is the dynamic resistance of a resonant circuit it depends on frequency. The simplest sort, having one lumped inductance L and one capacitance C ,

in addition to inevitable resistance, is over-all resistive at only one frequency. If L and C are in series, the result is an acceptor circuit, which at resonance is a low resistance, and therefore likely to form an unstable combination with a current-controlled negative resistance. If indeed its resistance is lower than the negative resistance, continuous oscillation will take place at the frequency of resonance, for the interchange of current and voltage twice during each cycle causes reversal at the bends by a combination of the current-gap effect studied last month and the voltage-gap effect illustrated in Fig. 7. Because current is the thing common to both L and C in a series circuit, it is easy to remember (even apart from Fig. 3) that it is the appropriate kind for oscillation with current-controlled negative resistance.

Conversely, the parallel-resonant or rejector circuit, in which the same voltage is across both L and C , is the one for voltage-controlled negative resistance; it provides the high dynamic resistance which Fig. 1 shows is needed for instability. In spite of the appearance of Fig. 1, it is effectively in parallel with the negative-resistance device; the battery V_b is there simply as bias, and at the frequency of oscillation can be regarded as a short-circuit.

The dynatron and the point transistor with base bias resistance are not much more than technical curiosities, which would hardly justify the time we have given to them. But they typify the much more used devices in which negative-resistance is created by positive feedback. So the same principles apply to all kinds of positive-feedback circuits, which would be quite something even if we didn't remember that most *negative* feedback is positive at some frequencies.

Chromium Nitride Resistors

RESISTORS of small dimensions and very high stability are sometimes required for special types of equipment, and investigations at the Battelle Institute in America¹ have shown that it is possible to meet these requirements with resistors constructed of films of chromium nitride (Cr-N), or of chromium-titanium nitride (Cr-Ti-N). Films of these materials are deposited on ceramic bases by the vacuum-evaporation method and resistors of up to several megohms can be made having temperature coefficients of resistance less than 0.01% per degree C.

Nitriding is carried out at temperatures ranging from about 950°C to 1250°C and the films so treated exhibit wide ranges of temperature coefficient and of resistance per square.² Under certain conditions the temperature coefficient changes from positive to negative and the investigations point to the possibility of producing a wide range of resistors with near-zero temperature coefficients. The stability is greatly improved by mounting the resistors in sealed glass containers.

¹ Reported in the (American) *Journal of the Electrochemical Society* Vol. 102, No. 2, February, 1955.

² The normal expression for resistance of a conductor is given by:—

$$R = \frac{\rho \times l}{t \times w}$$

where R = resistance in ohms, ρ = resistivity in ohm-cm, l = length, t = thickness and w = width in cm. Resistance of films of constant t and $l = w$ is known as "resistance per square."

FEBRUARY MEETINGS

LONDON

4th. I.E.E.—“The importance of research in hearing and seeing to the future of telecommunication engineering” by Dr. E. C. Cherry at 5.30 at Savoy Place, W.C.2.

8th. Television Society.—“Scatter propagation and its application to television” by Dr. J. A. Saxton (D.S.I.R. Radio Research Station) at 7.0 at 164 Shaftesbury Avenue, W.C.2.

12th. I.E.E.—“The ultimate performance of the single-trace high-speed oscillograph” and “The design and performance of a new single-transient oscillograph with very high writing speed” by M. E. Haine and M. W. Jervis at 5.30 at Savoy Place, W.C.2.

13th. Radar Association.—“Automation: computer-controlled machine tools for small quantity production” by D. T. N. Williamson (Ferranti) at 7.30 at the Anatomy Theatre, University College, Gower Street, W.C.1.

14th. British Kinematograph Society.—“Photo-electronic aids to photography” by Professor J. D. McGee at 7.15 at the Royal Society of Arts, John Adam Street, Adelphi, W.C.2.

15th. B.S.R.A.—“Some recent developments in amplifiers” by F. Langford-Smith at 7.15 at the Royal Society of Arts, John Adam Street, W.C.2.

15th. Institute of Navigation.—“Navigation and traffic control over the north Atlantic” by D. O. Fraser at 5.15 at the Royal Geographical Society, 1, Kensington Gore, S.W.7.

15th. Physical Society and Institute of Physics.—“Acoustics in non-destructive testing” by Dr. R. W. B. Stephens at 6.30 at 47 Belgrave Square, S.W.1.

20th. I.E.E.—“The Stereosonic recording and reproducing system” by H. A. M. Clark, Dr. G. F. Dutton and P. B. Vanderlyn at 5.30 at Northampton Polytechnic, St. John Street, E.C.1.

21st. Television Society.—“The design of oscilloscopes for television laboratory work” by O. H. Davie (Cossor) at 7.0 at 164 Shaftesbury Avenue, W.C.2.

26th. I.E.E.—Discussion on “The analysis of waveforms” opened by A. Cooper and D. A. Drew at 5.30 at Savoy Place, W.C.2.

27th. Brit. I.R.E.—“Some applications of nucleonics in medicine” by E. W. Pulsford and N. Veall at 6.30 at the London School of Hygiene and Tropical Medicine, Keppel Street, W.C.1.

BELFAST

12th. I.E.E.—“Electronics and automation” by Dr. H. A. Thomas at 6.30 at the Engineering Department, Queens University.

BRISTOL

25th. I.E.E.—“Germanium and silicon power rectifiers” by T. H. Kinman, G. A. Carrick, R. G. Hibberd and A. J. Blundell at 6.0 at Electricity House, Colston Avenue.

27th. Institution of Production Engineers.—“Automation” by S. P. Woodley at 7.15 in the Small Lecture Theatre, University Engineering Laboratory, University Walk.

CAMBRIDGE

19th. I.E.E.—“Electronics and automation” by Dr. H. A. Thomas at 8.0 at Cavendish Laboratory, Free School Lane.

CARDIFF

20th. Brit. I.R.E.—“Radioactivity and its measurement” by E. W. Pulsford at 6.30 at the Cardiff College of Technology and Commerce, Cathays Park.

CHESTER

27th. Society of Instrument Technology.—“Computer-controlled machine tools” by G. S. Kermack (Ferranti) at 7.0 in the Board Room of Chester and District Hospital Committee, 5 Kings Buildings, King Street.

EDINBURGH

22nd. Brit. I.R.E.—“The field evaluation trials of electronic equipment” by H. Holmes and “The electronic manipulation of digits applied to statistics” by J. Kyles at 7.0 at the Department of Natural Philosophy, University of Edinburgh.

GLASGOW

14th. Brit. I.R.E.—“The earth satellite project” by P. H. Tanner at 7.0 at the Institution of Engineers and Shipbuilders, 39, Elmbank Crescent.

LINCOLN

28th. Institution of Production Engineers.—“Electronic control” by J. A. Stokes at 7.30 at the Ruston Club.

LIVERPOOL

14th. Brit. I.R.E.—“Radioactivity and its measurement” by E. W. Pulsford at 7.0 at the Chamber of Commerce, 1 Old Hall Street.

MANCHESTER

7th. Brit. I.R.E.—“Electronics in medicine” by R. F. Farr at 6.30 at the Reynolds Hall, College of Technology, Sackville Street.

12th. Society of Instrument Technology.—“Computing technique applied to measurement and control” by J. Wills at 7.30 at the College of Technology.

13th. I.E.E.—“Frequency-modulated quartz oscillators for broadcasting equipment” by W. S. Mortley at 6.45 at the Engineers' Club, Albert Square.

NEWCASTLE-ON-TYNE

18th. I.E.E.—“The use of transistors in radio and television” by Dr. A. J. Biggs at 6.15 at Kings College.

RUGBY

26th. I.E.E.—“The B.B.C. sound broadcasting service on very-high frequencies” by E. W. Hayes and H. Page at 6.30 at the College of Technology and Arts.

WOLVERHAMPTON

13th. Brit. I.R.E.—“An automatic system for electronic component assembly” by K. M. McKee at 6.0 at the Wolverhampton and Staffordshire Technical College, Wulfruna Street.


January Amendment

In place of the I.E.E. discussion on January 29th on the performance of d.c. amplifiers, mentioned last month, four papers will be read, including “A bridge network for the precise measurement of direct capacitance” by A. C. Lynch, and “A simple transformer bridge for the measurement of transistor characteristics” by W. F. Lovering and D. B. Britten.



sound equipment serves the world

Johannesberg Station, a key-point of South African Railways, informs its millions of passengers a year, through TRIX sound equipment, further proof of the reputation TRIX equipment enjoys throughout the world for all that is finest in perfect sound diffusion.



THE TRIX ELECTRICAL CO. LTD.
MAPLE PLACE, TOTTENHAM CT. RD.,
LONDON, W.1

Tel.: MUS 5817. Grams.: Trixadio, Wesdo, London.

RANDOM RADIATIONS

By "DIALLIST"

Guarantees

TO ME it has always seemed ridiculous that a new sound or television receiver should not be covered by a single comprehensive guarantee. As it is, there is a twelve months' set-maker's guarantee, but this does not cover the valves and cathode-ray tube for which there are separate three- and six-month guarantees. And there's another absurd point. The purchaser isn't covered at all for consequential damage caused by the failure of a particular component. Suppose, for example, that the breakdown of a capacitor damages several valves. Then the only free replacement to which you're entitled is that of the capacitor. The valves, you see, didn't blow up through any defect in their materials or manufacture. That kind of guarantee isn't worth having.

Twelve Months' Comprehensive

What I'd like to see is a comprehensive 12-month guarantee for the whole set covered by a single registration card, returnable by the purchaser to the manufacturer of the set. After all, the set manufacturers pay the piper and they can call the tune. If they stuck out for comprehensive twelve-month guarantees to them by valve and cathode-ray tube makers, they'd get them. I'm sure that the result would be increased sales. A hesitant customer is much more likely to take the plunge if he can feel that he knows exactly where he is with his set for the next twelve months. I've heard not a few people say that they won't buy a television set with its big array of valves and its cathode-ray tube until valve and tube makers show sufficient confidence in their products to guarantee them for more reasonable periods.

An Old Stager

THE OTHER day I was shown what must be one of the oldest wireless receivers still at work. Built in 1923 or 1924, it had originally five "R" valves—and what the output from its horn loudspeaker must have sounded like one shudders to think! It now has four 2-volt triodes and a power valve feeds a moving-coil loudspeaker. These are almost the

only alterations that have been made. Few repairs had been needed, I was told; but valve replacements had naturally been necessary at intervals. Still in its original home-made cabinet, it is a strange looking thing and vastly bigger than the five-valve set of today. I imagine that the sets—both sound and television—that we think so neat to-day will look just as cumbersome and as weird to those who see them in museums thirty odd years from now. Transistors will undoubtedly reduce the size of both, and flat cathode-ray tubes will slim television sets till they measure no more than five or six inches from back to front.

Direct or Projection?

THE FLAT cathode-ray tube will undoubtedly be perfected both in this country and in America. But are big tubes the best answer to the demand for big pictures? Myself, I very much doubt it. I've always thought projection the sounder and more scientific way of providing a large-sized television image. One wonders why it has not caught on better with the viewing public. It hasn't, for the number of projection sets seems to grow less at each succeeding Radio Show. Amongst its advantages are that, size for size, the projected picture is usually a good

deal less liney than the directly viewed. Then there's the difference in cost when a new cathode-ray tube is needed. I believe that what has hindered the progress of the projection receiver is that the optical system needs rather skilful adjustment and that servicemen capable of carrying this out are too few and far between.

Holme Moss or Emley Moor?

A FRIEND who has recently been in Leeds tells me that he heard one or two complaints of interference by the v.h.f. sound transmissions from Holme Moss with television programmes from the same station. This, if it's a fact, is rather a curious business. The television frequencies are 48.25 Mc/s (sound) and 51.75 Mc/s (vision). Those used for v.h.f. sound are 89.3, 91.5 and 93.7 Mc/s. Further, vertical polarization is used for TV and horizontal for v.h.f. One imagines, too, that the v.h.f. carrier frequencies must have been carefully chosen to avoid any chance of their interfering with television reception. Will any reader living in those parts and who can throw light on the matter please let me know? I'd have thought myself that interference would be more likely to come from the I.T.A. Emley Moor station, working in Channel 10



"WIRELESS WORLD" PUBLICATIONS

	Net Price	By Post
WIRELESS SERVICING MANUAL. W. T. Cocking, M.I.E.E. 9th Edition	17/6	18/6
GUIDE TO BROADCASTING STATIONS 1956-57. Compiled by <i>Wireless World</i>	2/6	2/10
RADIO VALVE DATA: Characteristics of over 2,500 Valves, Transistors and C.R. Tubes. Compiled by <i>Wireless World</i>	4/6	5/1
SECOND THOUGHTS ON RADIO THEORY. "Cathode Ray" of <i>Wireless World</i>	25/-	26/2
THE OSCILLOSCOPE AT WORK. A. Hass and R. W. Hallows, M.A. (Cantab.), M.I.E.E.	15/-	15/10
RADIO LABORATORY HANDBOOK. M. G. Scroggie, B.Sc., M.I.E.E. 6th Edition	25/-	26/6
ELECTRONIC COMPUTERS: Principles and Applications Edited by T. E. Ivall	25/-	25/9
RADIO INTERFERENCE SUPPRESSION: As Applied to Radio and Television Reception. G. L. Stephens, A.M.I.E.E. 2nd Edition	10/6	11/1
ADVANCED THEORY OF WAVEGUIDES. L. Lewin	30/-	30/10
ABACS OR NOMOGRAMS. A. Giet	35/-	35/10

A complete list of books is available on application

Obtainable from all leading booksellers or from

ILIFFE & SONS LTD., Dorset House, Stamford Street, London, S.E.1

(sound 196.25 Mc/s, vision 199.75 Mc/s). Holme Moss television aerials would mostly be designed for the mid-frequency, which is 50 Mc/s. It doesn't seem unlikely that they might be excited by a 199.75 Mc/s signal at short range and with 200 kW behind it.

Seeing Into the Past

WHAT an interesting pursuit the new branch of science, radio astronomy, must be. As Professor A. C. B. Lovell pointed out in his Kelvin Lecture it was the wartime advances in electronics in general and radio in particular that gave it a start. Though it was discovered in 1932 that radio waves from outer space were reaching the earth, it was not until 1950 that the first radio telescope came into action. Since then over 2,000 centres of radiation have been tracked down and this number is sure to be enormously increased when the giant telescope at Jodrell Bank gets to work next year. What I find specially interesting is that some of these centres are nebulae, which are all that is left of stars which once grew rapidly to abnormal brilliance and finally blew up. One of these nebulae is the remains of such a supernova recorded in A.D. 1054. Since it is 4,000 light (or radio wave) years away the explosion must have occurred about 3000 B.C. and the radiations now reaching radio telescopes began their long journey some time before the first stone was put into place at Stonehenge.

French TV System

THE MAP in the December W.W. showing the locations of European television transmitters gives one the impression that those of the French system are rather queerly distributed. Except for Paris and Bourges all the stations seem to be near the north coast and the northern and eastern frontiers. Many important towns must be very much in fringe areas, if they get a TV service of any sort. I'm sure there's some very good reason for the odd looking distribution of the transmitters, for the French authorities undoubtedly know their business and are determined to make television a success in their country. A possible explanation is that the map only takes account of stations that were actually in use last July and that what now look like gaps will soon be filled by transmitters still under construction.*

* R.T.F. plans to have some twenty stations operating by the end of 1957.—Ed.

"THE CHOICE OF CRITICS"


3 BRILLIANT SIGNAL-LAMP LENS

POLYSTYRENE LENS IN 3 SIZES

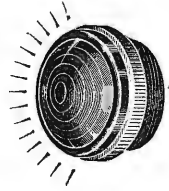
ONE-PIECE all-moulded in brilliant Polystyrene, with highly-plated ring-nut for fixing. These new Signal-lens bushes are available in three different sizes, each in a choice of five different transparent (red, green, blue, amber, water-clear) or translucent (red, green, blue, orange, white) colours.

Maximum working temperature is 50°C., from all sources of heat.


THE largest of the trio measures: Lens dia. = 1-3/16in., Bush dia. = 1-1/32in., Overall depth = 47/64in. List Nos. D.701/Colour (transparent), D.704/Colour (translucent).




THIS medium size model measures: Lens dia. = 27/32in., Bush dia. = 3/8in., Overall depth = 7/8in. List Nos. D.702/Colour (transparent), D.705/Colour (translucent).



THE smallest size measures: Lens dia. = 19/32in., Bush dia. = 15/32in., Overall depth = 9/16in. List Nos. D.703/Colour (transparent), D.707/Colour (translucent).



FULL TECHNICAL DETAILS on these and all other Bulgin components are available in the latest edition of the **BULGIN CATALOGUE, 196/WW**, price 1/-, post free.



BULGIN

A. F. BULGIN & CO. LTD.
BYE-PASS ROAD,
BARKING, ESSEX

Telephone R1Ppleway 5588 (5 lines)

Crystal Jubilee

I SPEAK subject to correction but, to the best of my knowledge and belief, last year we should have celebrated the jubilee of the crystal detector which first came into use in 1906. As we all know, the crystal followed the valve which in the form of a diode rectifier was patented by Fleming on November 16th 1904. The crystal subsequently came into its own as it had a better characteristic curve than Fleming's diode and so was more sensitive.

I have little doubt that many of you veterans will tell me that I am all wrong and that you used a crystal rectifier long before 1906. What I really have in mind is its commercial use which in 1906 meant in ship and shore stations.

It is always difficult to fix a date for the first use of a particular technique. For instance it is generally agreed that the magnetic detector started to come into commercial use in 1902 when it rapidly displaced the coherer. But this particular magnetic detector was really only the first commercial version fathered by Marconi; the one with the continuously moving iron band. Rutherford used a magnetic detector of sorts to receive signals across Cambridge in 1897.

A Bucolic Bugbear

WRITING in a journal which circulates only among members of the radio trade, a dealer calls attention to the large number of battery sets in use in country districts which have no electric power supply.

Owing to the high cost of using dry cells continuously for L.T. supply, two-volt accumulators still flourish to a remarkable extent, and this dealer alone handles over 100 each week. I must confess that this rather surprises me as accumulators are messy things to have in the house but, worse still, have to be lugged periodically to the charging station and brought home with the week's shopping.

Surely the obvious thing to use as a substitute for a dry l.t. cell is the parent from which it sprang; namely, the ordinary wet Leclanché cell. It is true that this can be equally as messy as an accumulator but it does not have to be taken to the charging station. Whatever can be done by the small dry cell can be done very much more economically by a wet one as it only needs a new zinc electrode at very infrequent intervals.

Polarization is the bugbear of Leclanché cells, wet or dry, but the l.t. demand of a modern battery set

is so small that the depolarizer in the porous pot of the wet cell is more than ample to keep it going. Even if it were not, it would be an easy matter to rig up two cells and a change-over switch so that one could have a rest while the other was working.

Another advantage of the Leclanché is that it does not need a voltage-dropping resistance when used with 1.4-volt valves as does a 2-volt accumulator.

Teledynamics?

THE EDITOR and I have, in recent months, both written about the transmission of power by radio. No doubt it will be many years before serious consideration is given to this question. But one day power transmission by wireless will "arrive" and we ought to coin a proper portmanteau word for it. We don't want to be caught napping as we were in the case of television and have a horrible hybrid word like "dynamission" foisted on us by the lay press.

I cannot think of a good and correct word offhand; all that suggests itself is "teledynamics." While correctly derived, this word doesn't suggest the idea of radio transmission any more than "telearchics" suggests radio control.

I am not too fond of any of these "tele" words in any case. The word "telephone" does not, for instance, suggest the idea of transmission by wire or by any form of electrical energy. It would be equally correct to apply the word "telephone" to a speaking tube.



Newnham Nymph

Now it is up to some of you classical boffins from Balliol to lend me a hand and justify your existence. I feel sure the "Greeks had a word for it" but it needs a lot of excavating

by some of the Bodleian boys. However, it is really women who never seem to be at a loss for words, and so perhaps I had better call on the Newnham nymphs for help in this matter.

Destaticizing

I HAVE previously denounced as mere superstition the dainty little trailing chains which many motorists used to destaticize (what a word!) their car bodies and so eliminate the travel sickness to which many people are prone. If it be other than superstition why is it that railway travellers are not immune from sickness, for few things are more firmly earthed to the rails than a railway carriage? Why, too, don't cyclists suffer from sickness for their machines are as much insulated from the road as a car?

A correspondent has, however, put forward an argument which to him seems to prove that the destaticizing chain is really effective in preventing travel sickness even in cases where the psychological effect of auto-suggestion can be ruled out.



It appears that a dog owned by a colleague of my correspondent, which has always been prone to car sickness, has been completely de-nauseated by the fixing of one of these dangling chains. Therefore, argues my correspondent, the chain must work by physiological rather than by psychological means as the dog does not know that its sickness is caused by ambient static which the dangling chain removes.

Now whatever our views about the *modus operandi* of telepathy it is well known that a dog readily picks up the mood of a human being, and more especially that of its master. It is also well known that this phenomenon is due, not to telepathy, but to teleolfaction. Human and other beings exude a certain amount of perspiration even in an arctic temperature, and the odour of the perspiration varies with the emotions.

We have all heard of the "odour of sanctity" and Shakespeare speaks of the "disodour of impiety." There is, in fact, a characteristic odour associated with every emotion, and a dog, with its keen sense of smell, sorts them out. Thus a strange dog is apt to attack people who are afraid of it as they emit an odour of fear.

Obviously my correspondent's colleague, who owns this particular dog, has great faith in the dangling chain and he must, therefore, exude a strong odour of faith—not necessarily akin to the odour of sanctity—which his dog readily picks up.

designed for



dependability

The "AVO" Valve Characteristic Meter, Mk. III is typical of the ingenuity of design and high standard of workmanship that exemplify all of the multi-range instruments in the wide "AVO" range.

It is a compact and comprehensive meter that will test quickly any standard receiving valve or small transmitting valve on any of its normal characteristics under conditions corresponding to a wide range of D.C. electrode voltages. The method of measuring mutual conductance ensures that the meter can deal adequately with modern T.V. receiver valves. It does many useful jobs too numerous to mention here, but a completely descriptive pamphlet is available on application.

List Price **£75** complete with Instruction Book and Valve Data Manual.



The **AUTOMATIC COIL WINDER & ELECTRICAL EQUIPMENT CO., LTD.**

AVOCET HOUSE • 92-96 VAUXHALL BRIDGE ROAD • LONDON • S.W.1 • VICtorla 3404 (9 lines;




Taylor

NEW!!!

T.V. Waveform & Alignment Generator

MODEL 94A



for all T.V. systems

- (1) T.V. Pattern Generator.
- (2) A.M. Signal Generator with variable audio output.
- (3) F.M. Signal Generator.
- (4) T.V. Sweep Oscillator.

4 BASIC INSTRUMENTS INCORPORATED IN ONE

T.V. PATTERN GENERATOR

Modulation. All patterns FULLY INTERLACED with accompanying line and frame blanking, synchronizing (and equalizing on 625, 525 lines) signals. Three gradation patterns providing relatively high, medium and low frequency transients. Cross grid pattern for linearity checking. Cross bar pattern on which 1.5, 2, 2.5, 3, 3.5, 4, 4.5 Mc/s definition bars can be displayed. Horizontal bars. Vertical bars with switched Mc. bars. White raster, Black raster, and sound.

Output—R.F. Three position attenuator, 0, -20 and -40 db relative to 100 mV.

Output—Video. From cathode follower 2Kohms direct, positive of negative 3V peak to peak.

Output—Synchronizing. Additional sync. output from 2Kohms through 8uF 10V peak to peak positive going waveform comprising line and frame synchronizing pulses, interlacing signals (and equalizing pulses on 625 and 525 lines).

Audio. From cathode follower 2Kohms direct. Variable A.F. voltage at 900 c/s approx. 3V peak-to-peak maximum.

Optional mains lock facility.

7 expanded bands cover frequencies:

- (1) 4 to 7 Mc/s.
- (2) 8 to 14 "
- (3) 15 to 22 "
- (4) 30 to 45 Mc/s.
- (5) 45 to 80 "
- (6) 85 to 145 Mc/s.
- (7) 150 to 220 "

ALL ON FUNDAMENTALS

Main features of A.M. Signal Generator, F.M. Signal Generator & T.V. Sweep Oscillator :

Frequency: 4-220 Mc/s in 7 expanded bands. Calibration accuracy: $\pm 1\%$. Output: A.M. 100 mV, F.M. and sweep 3 mV. Attenuation: 0, -20, -40 db. Output impedance: 75 ohms unbalanced. Sweep frequency: 50/60 cycles. A.M. & F.M. audio modulation: 900 c/s approximately sinusoidal. A.M. modulation depth, F.M. deviation and sweep band-width all controllable.

Power supply: 105/125 V. or 200/250 V. A.C., at 40/100 c/s. Consumption 70 watts.

Weight: 20lb. Dimensions: 17in. x 9in. x 8in. (43 x 23 x 20 cm.)



Finish: Steel case in grey hammer finish with Perspex escutcheon

LIST PRICE **£75.0.0.**

CREDIT TERMS AVAILABLE
WRITE FOR LITERATURE

TAYLOR ELECTRICAL
Montrose Avenue, Slough, Bucks.

INSTRUMENTS LTD.
Telephone: Slough 21381. Cables: Taylins, Slough.



**audio
power**

for **FOR RADIO RELAY SERVICES-VIBRATION
TEST EQUIPMENT-TRANSMITTER MODULATORS**

MY3-275
Power Triode

The MY3-275 triode has been introduced by Mullard for audio power amplification at high levels.

It has a thoriated tungsten filament and its maximum anode dissipation is 275W. Under typical class 'AB2' conditions, two of these valves in push-pull will provide an output of more than 1kW. Further data for the MY3-275 and other large output valves and details of Xenon and Mercury Vapour rectifiers for associated power supplies are readily obtainable from the address below.



Mullard

Abridged Data for the MY3-275 (Services Type Numbers CV1252 and CV1619)			
V_f	14.0 V	Typical operation for two valves in-class 'AB2' push-pull	
I_f	6.5 A	V_a	3000 V
P_a	275 W	$I_a (o)$	2x60 mA
$*g_m$	8.5 mA/V	$I_a (max. signal)$	2x 280 mA
$*\mu$	16	R_{a-a}	13,800 Ω
$*r_a$	1900 Ω	P_{out}	1300 W
		D_{tot}	3 %


*Measured at $V_a=2000V, I_a=160 mA$

MULLARD LIMITED, COMMUNICATIONS & INDUSTRIAL VALVE DEPARTMENT
Mullard House, Torrington Place, London, W.C.1.

for the closest approach to the original sound

THE criterion, as always, is that the reproduced sound shall be the closest approach to the original—that the enjoyment and appreciation of music may be unimpeded. This is reflected throughout the design of the QUAD II. It is reflected, too, in the straight-forward and logical system of control, achieved without the sacrifice of a single refinement or adjustment capable of contributing to the final objective.

Send for further details and booklet.



QUAD II AMPLIFIER

ACOUSTICAL
MANUFACTURING CO. LTD.

HUNTINGDON, HUNTS · Telephone: HUNTINGDON 361.

End background hiss..

with the
NEW

WEARITE

DE-FLUXER

—a simple, easily operated trouble-free device for *depolarising* the heads of tape recorders and players.

- ★ It ensures the maximum signal/noise ratio from any tape recorder.
- ★ Protects valuable recorded tapes from cumulative background noise and the gradual attenuation of the higher frequencies.
- ★ Is extremely simple to use without removing head screening cans.
- ★ Permits selective tape erasure during editing.


The Wearite Defluxer is a "must" for all tape recorder hi-fidelity enthusiasts and for the professional recordist.

Price: £2 . 10 . 0




WRIGHT & WEAIRE LTD

131 SLOANE STREET · LONDON · S.W.1 · Tel: SLOane 2214/5 & 1510



With or without ears!



Whether you are a radical and like to use modern methods of assembly or whether you are a conservative and prefer the tried and trusted methods, Dubilier can supply you with the capacitors you require.

For example, Dubilier can supply you with electrolytic capacitors for television receivers made either for ear mounting* or clip mounting. In either case they are manufactured with the high ripple current sections required for this purpose. These capacitors are assembled and sealed in seamless drawn aluminium cans.

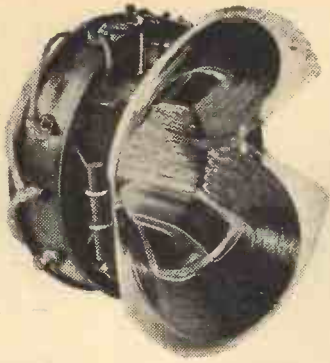
*For fixing ear mounting types, only four slots are required in the chassis. The capacitor is dropped into these slots and a slight twist of the ears secures capacitor firmly. Alternatively, a bakelite mounting plate can be supplied for use in those cases where isolation of the capacitor can from chassis is required.

Capacitance (μ F)	D.C. Wkg. Voltage	Dimensions	Ripple Current (mA)
100—200	275—275	4" x 1 $\frac{3}{8}$ "	700—300
50	280	3" x 1 $\frac{3}{8}$ "	500
100	280	2" x 1 $\frac{3}{8}$ "	550
50—100	350—280	3" x 1 $\frac{3}{8}$ "	500—200
50—100	280—280	3" x 1 $\frac{3}{8}$ "	450—200
200—500	350—350	4" x 2"	700
64—120	350—350	4" x 1 $\frac{3}{8}$ "	500
100—200	350—280	4" x 1 $\frac{3}{8}$ "	900—300
100—200	350—280	4" x 1 $\frac{3}{8}$ "	700
60—100	350—350	4" x 1 $\frac{3}{8}$ "	500—200
60—250	350—350	4" x 1 $\frac{3}{8}$ "	700—400
100—100	350—350	4" x 1 $\frac{3}{8}$ "	550—200
100—200	350—350	4" x 1 $\frac{3}{8}$ "	900—300

DUBILIER


DUBILIER CONDENSER CO. (1925) LTD., DUCON WORKS, VICTORIA ROAD, NORTH ACTON, W.3
Telephone: ACOrn 2241

Telegrams: Hivoltcon Wesphone, London




Plessey makes available to Overseas Industry a range of superior components, including many interesting developments for 90° scanning angle receivers.

for American and Continental high definition systems...




This range incorporates not only many new items, but also improvements on established designs; and a continuation of research into basic materials and methods of production has resulted in components of high performance at economic cost. Overseas Design Engineers and Equipment Manufacturers are invited to write for full information.



... T.V. components by

Plessey





MARCONI



SURVEYED



PLANNED


LONG-DISTANCE ISB TELEPHONY SYSTEMS

ISB telephony has made long-distance word-of-mouth communication possible between subscribers on widely separated local land-line or radio-telephone systems which are linked to a national or international HF radio-telegraphy service. Marconi's have been pioneers in developing ISB telephony facilities. As with other types of communication systems, Marconi's can offer unrivalled facilities and experience to those contemplating ISB telephony. From the initial technical consultations to the maintenance of the system in service and the training of the staff to operate it, Marconi's alone can undertake the whole project.

COMPLETE COMMUNICATION SYSTEMS — *all the world over*



INSTALLED



MAINTAINED

MARCONI'S & A.T.E. Co-operation between Marconi's and Automatic Telephone and Electric Co. Ltd., now brings together an unrivalled wealth of knowledge and experience for the benefit of all whose work lies in the field of telecommunications.

The Lifeline of Communication is in experienced hands



MARCONI

Complete Communication Systems

MARCONI'S WIRELESS TELEGRAPH COMPANY LIMITED, CHELMSFORD, ESSEX

INCREMENTAL INDUCTANCE BRIDGE



Designed to measure the value of iron cored chokes and similar inductors in the range 0.01H to 1000H of Q value not less than 2.

Provision is made for passing any current up to 1 Amp d.c. through the winding and selectable a.c. excitation voltages of 1, 2, 5, 10 and 20V r.m.s. are provided.

Full technical information is available on request.

CINEMA TELEVISION LTD

A COMPANY WITHIN THE RANK ORGANISATION LIMITED
 WORSLEY BRIDGE ROAD • LONDON • S.E.26
 HITHER GREEN 4600

SALES AND SERVICING AGENTS :

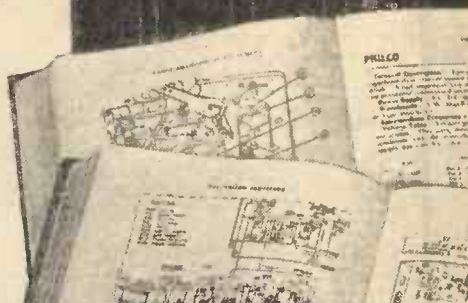

Hawnt & Co. Ltd., 59 Moor Street, Birmingham 4

F. C. Robinson & Partners Ltd., 122 Seymour Grove, Old Trafford, Manchester 16

Atkins, Robertson & Whiteford Ltd., Industrial Estate, Thornliebank, Glasgow

HERE IS THE NEW 1957 EDITION

NEWNES Radio and Television Servicing



CLAIM YOURS NOW 7 DAYS' FREE EXAMINATION

This is the COMPLETE Radio and Television Servicing library—1,850 models including latest RADIO SHOW sets. Here, at instant call, are all the popular models which you are ever likely to be called upon to service—including circuits and data difficult to come by. This Newnes set is worth the cost a hundredfold! It covers TV from single station models to the LATEST 21in. 13 channel receivers; Band III converters; radios, radiograms, portables, including latest VHF/FM and Transistor Models; Car Radios—and in addition Technical and Progress Sections to keep you abreast of latest servicing techniques. This UP-TO-THE-MINUTE all-embracing set can pay for itself within a few days of receiving it—this is fact! You can prove it to the hilt by claiming FREE Examination—apply NOW and see for yourself. But do it AT ONCE—the demand will be terrific!

Complete list of makes on back and practical
FREE GIFT FOR ALL! SEE NEXT PAGE

GREATEST VALUE EVER!

6 VOLUMES
1,850
POPULAR MODELS
3,400 CIRCUIT, COMPONENT & CHASSIS DIAGRAMS
OVER 3,500 PAGES

When you have filled up coupon on right—
SEE OVERLEAF

FOR METHOD OF FOLDING THIS POST-PAID LEAFLET

This is a Newnes publication and worthy of your immediate attention. Claim your copy and judge for yourself—there is no cost or obligation. Simply cut out this page and post—you will not spoil your "Wireless World."

Please send me Newnes RADIO AND TELEVISION SERVICING without obligation to purchase. I will either return the work within eight days or I will send the first payment of 12s. 6d. eight days after delivery, and you will then send me the HANDY ENLARGER. Thereafter I will send 10s. 0d. monthly until £9 12s. 6d. has been paid. Cash price within eight days is £9 5s. 0d.

Name

Address

Occupation


Your Signature
(Or your Parent's Signature if under 21)

Place X where it applies

HouseOWNER	<input type="checkbox"/>
Householder	<input type="checkbox"/>
Living with Parents	<input type="checkbox"/>
Lodging Address	<input type="checkbox"/>

RTV 2N

**YOUR SET
WILL EARN POUNDS**



Owners said of the last edition—More than repaid the cost in a short period (*E.J.S. Wolvercote*); One glance was enough to convince me of their worth (*J.F.B. Leicester*); Of immense help and in constant use (*T.A. Uxbridge*); A boon and a must (*J.S. Manchester*).

This new edition is even more Valuable!

MORE MODELS AND MORE MAKES • MORE CIRCUITS AND DIAGRAMS • MORE PAGES—350 MORE!

AND IN ADDITION

NEWNES HANDY ENLARGER

Just what you need to follow intricate circuits easily—stand it on any diagram and it enlarges every detail. Magnifies small print, too. There is one for you **FREE** and post paid on retaining **NEWNES RADIO AND TELEVISION SERVICING** after examination. It comes to you boxed and with polisher to keep the enlarging lens crystal clear.

Presented **FREE**
THIS HANDY
**CIRCUIT
ENLARGER**



**CUT OUT THIS PAGE
INTACT, FOLD AND
POST**

NO STAMP REQUIRED



TUCK (B) INTO (C)
SO THAT NEWNES
ADDRESS SHOWS

FOLD
Here (B)
across leaflet

1,850 MODELS INCLUDING LATEST RADIO SHOW SETS

TELEVISION

RADIO

SERVICING DATA FOR—

Ace, Alba, Ambassador, Argosy, Baird, Banner, Beethoven, Bush, Champion, Cossor, Decca, Defiant, Ekco, E.M.I., English Electric, Ferguson, Ferranti, G.E.C., H.M.V., Invicta, K-B, McCarthy, McMichael, Marconiphone, Masteradio, Mullard, Murphy, Pam, Peto Scott, Philco, Philips, Pilot, Portadyne, Pye, Rainbow, Raymond, Regentone, R.G.D., Sobell, Stella, Ultra, Valradio, Vidor.

SERVICING DATA FOR—

Ace, Ambassador, Armstrong, Banner, Beethoven, Berc, Bush, Champion, Cossor, Decca, Defiant, Eddystone, Ekco, Ever Ready, Ferguson, Ferranti, G.E.C., Grundig, H.M.V., Invicta, K-B, McCarthy, McMichael, Marconiphone, Masteradio, Motorola, Murphy, Pam, Peto Scott, Philco, Philips, Pilot, Portadyne, Pye, Radiomobile, Rainbow, Raymond, Regentone, R.G.D., Roberts' Radio, Sobell, Stella, Strad, Ultra, Vidor, Webcor.

PLUS 2 YEARS' FREE POSTAL ADVISORY SERVICE

**ACT NOW! NOTHING TO PAY FOR
7 DAYS' EXAMINATION**



Postage
will be
paid by
George Newnes
Ltd.

No Postage
Stamp
necessary if
posted in
Gt. Britain or
Northern Ireland

FOLD
Here (C)
across leaflet

FOLD ALONG PAGE
LENGTHWISE AT
(A) AND TURN
FLAP UNDER

(A) FOLD ALONG HERE (A)

CUT ALONG THIS LINE

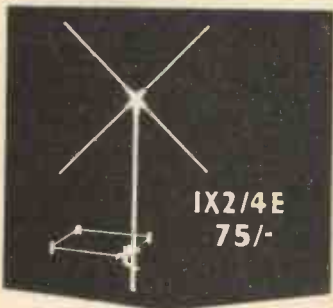
BUSINESS REPLY FOLDER
Licence No. W.C. 1129

GEORGE NEWNES, LIMITED,
66/69, GREAT QUEEN STREET,
LONDON, W.C.2

**HOW TO FOLD
THIS PAGE
FOR POSTING**
NO STAMP REQUIRED



ANTIFERRENCE AERIALS



BAND I

BAND I


A complete range of Antex (illustrated) Dipole, 'H', Fringe and Indoor models is available. Outdoor models can easily be adapted for Band III by adding Band III Grip-on aerials as 350/1C below.



BAND II

BAND II

Indoor and outdoor models to suit all conditions and to provide the very best results for VHF/FM equipment. Models for fitting to existing TV masts are available.



BAND III

BAND III

3, 5, 8, 10 element and Stacked Arrays for outdoor installation and a comprehensive range of indoor models.

Now BAND III & HILO
AUTOMATIC
WITH
Click-Mec

Far in advance of any other form of pre-assembly—'click' and they're fixed!

HILO

17 models to provide perfect Band I/Band III reception with only one aerial. All incorporate the patented Electronic Coupling exclusive to Antiferrence.

HILO

Specially Designed EXPORT RANGE

Antiferrence offer a specially developed range of competitively priced Television and VHF/FM aerials for export including Horizontally or Vertically Polarised Single or Stacked Yagi Arrays, Broad-Band and All-Band types for International Frequencies including Continental (C.C.I.R.) and American channels. The well-known Antiferrence features of pre-assembly and robust construction combine with specially designed features to withstand the most extreme climatic conditions and to meet the varying technical requirements of countries abroad. Our Export Department will, on request, be pleased to give full details of this specially designed Export Range. Fully detailed literature showing current models and prices available on request.

Standard
PLUG & SOCKET



for
CO-AXIAL
CABLES
R. E. C. M. F.
Specification.
Robust and simple
to fit.
PLUG TVP 1
SOCKET TVS 1
Both 8d. each.

'Y' BOX



For combining Band I and Band III Television Aerial down leads.
OUTDOOR
MODEL Y.1. 16/6
INDOOR
MODEL Y.2. 12/6


ANTIFERRENCE LIMITED

THE ANTIFERRENCE GROUP

Antiferrence Ltd., Aylesbury, Bucks and London, W.1.
Antiferrence (Canada) Ltd., Toronto, Canada.
Antiferrence (Australia) Pty. Ltd., Sydney, Australia.
Antiferrence Installations Ltd., London and Branches throughout Great Britain.

Obtainable only from Appointed Antiferrence Distributors.

When it's **RELAYS** contact



**Magnetic
Devices**
LTD.



Upper Illustration; Series 596.
D.C. operated, Max. V. 140. Contact rating up to 5A. continuous. Switching: One to six poles in various combinations. Overall size: $1\frac{7}{16}$ " long by $1\frac{3}{32}$ " wide by $1\frac{25}{32}$ " deep. Coil consumption 0.5 to 3 watts.

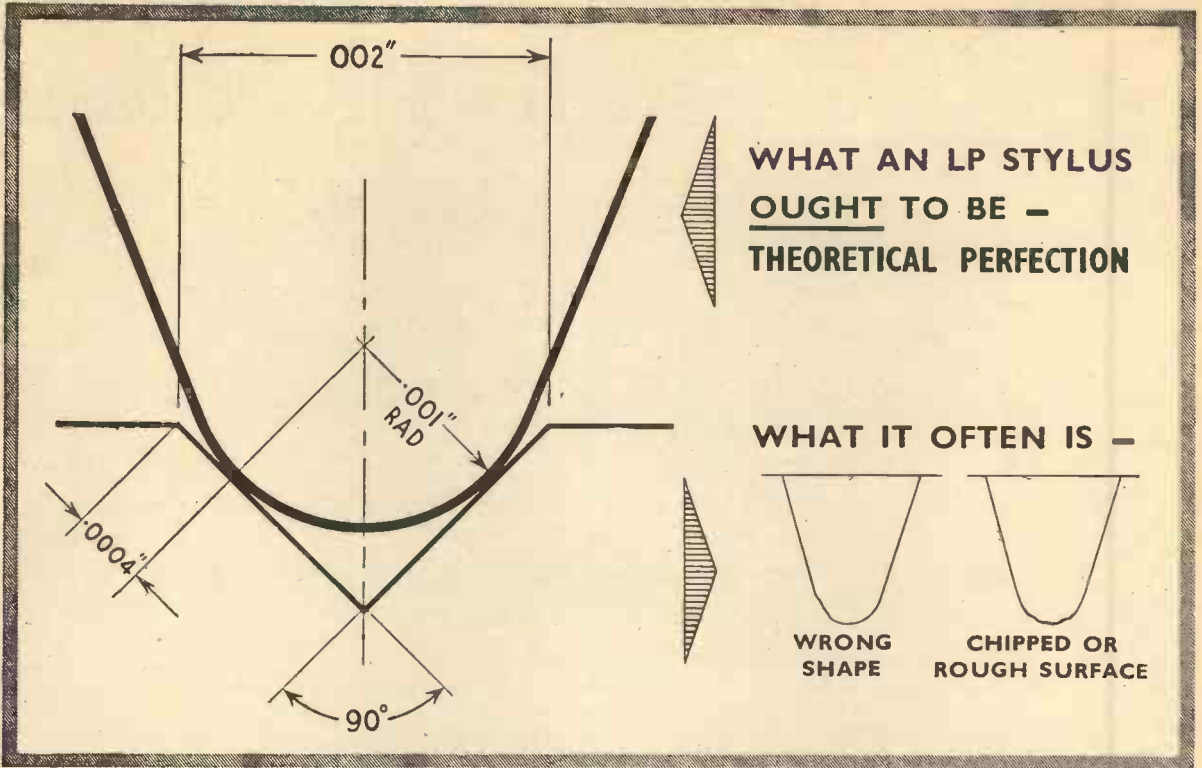
Lower Illustration; Series 590.
A.C. operated, Max. V. 250. Contact rating up to 5A. continuous. Switching: One to four poles in various combinations. Overall size: $1\frac{7}{16}$ " long by $1\frac{3}{32}$ " wide by $1\frac{25}{32}$ " deep. Coil consumption 2 or 4VA.

Coils are wound for standard voltages up to 250V.A.C. and 140V.D.C. Coils can be supplied vacuum impregnated if required.

Please write for illustrated leaflet.



Magnetic Devices
LTD.
EXNING ROAD NEWMARKET



acos X 500 *

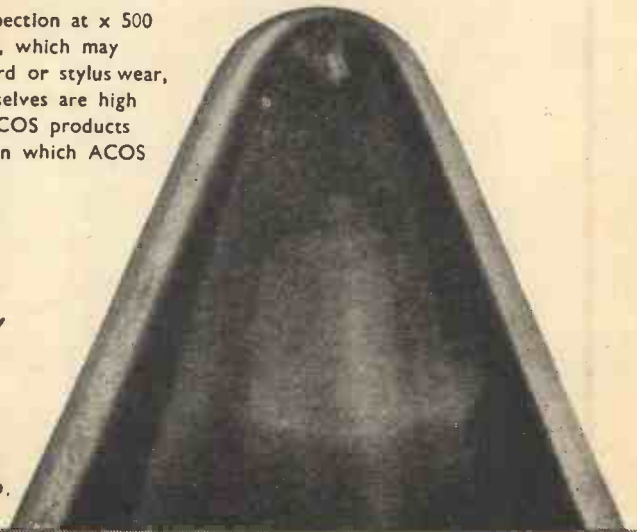
REPLACEABLE STYLI, AS FITTED TO ALL ACOS CRYSTAL AND CERAMIC PICK-UP CARTRIDGES HAVE PERFECT SHAPE, SIZE AND FINISH

* ACOS Styli have to pass a quality inspection at x 500 magnification. Only in this way can some faults, which may have important effects on reproduction or record or stylus wear, be reliably detected. The standards we set ourselves are high but practical. They are reflected not only in ACOS products but also in the record reproducing equipment in which ACOS pick-ups or cartridges are fitted.




always well ahead

COSMOCORD LIMITED, Eleanor Cross Road, Waltham Cross, Herts. Waltham Cross 5206.





HIGH FIDELITY STARTS HERE



MODEL HF25

The amplifier has been critically designed to give living expression to recent improvements in recording and broadcasting techniques. Clear life-like reproductions ensured by the low harmonic distortion and by the infinite damping factor. 25 watts undistorted output is ample for any home system.

MODEL HF25A

The pre-amplifier has phono-jack inputs for radio, microphone, pick-up, tape recording and 4 equalisation positions for U.S. LP, EUR. LP (R.I.A.A.), U.S. 78 and EUR. 78. Amplifier can be controlled from distances of 20 ft. without loss of performance. In walnut and sycamore veneered cabinet or chassis form.

The highest standard of performance and reliability is ensured by neat chassis layout and superlative workmanship.

Very wide frequency range, 2-160,000 c.p.s. 26 db of negative feedback over the entire audible range.

A range of plug-in pick-up compensators allows quick and easy matching of any type of pick-up.

PACKAGED HI-FI

These small matching Pye plug-in units are bringing high fidelity to the ordinary listener at a price he can afford. They're simple to operate, install in minutes and blend at once with modern furnishings.



HIGH FIDELITY SYSTEMS

Pye Limited, Auckland, New Zealand
 Pye (Ireland) Ltd., Dublin, Eire
 Pye Ltd., Stuttgart, West Germany
 Pye Ltd., Tucuman 829, Buenos Aires

Pye Limited, Mexico City
 Pye Canada Ltd., Toronto, Canada
 Pye Pty. Ltd., Melbourne, Australia

Pye Corporation of America,
 270 Park Avenue, New York
 Pye Radio & Television (Pty) Limited,
 Johannesburg, South Africa.

PRINTED CARBON RESISTORS AND POTENTIOMETERS


MORGANITE Carbon Resistors and Potentiometers fit into Printed Circuitry!

Over the years MORGANITE Resistors and Potentiometers have attained a unique reputation for reliability and service. Now with the introduction of printed circuitry they have swiftly proved their worth in this new field.


MORGANITE Resistors, with their silver-plated copper wires, are particularly suitable for this type of work, while the MORGANITE Type A Potentiometer, the most popular control for radio and television, has been successfully adapted for both horizontal and vertical mounting.




MORGANITE Carbon Resistors. Type R (1 watt) Type T (½ watt).



MORGANITE Type A Potentiometer, with D.P. Switch, for vertical mounting. Also available without switch, and for horizontal mounting.



MORGANITE Type A Multi-Unit Potentiometer, with D.P. Switch, for horizontal mounting. Also available without switch.



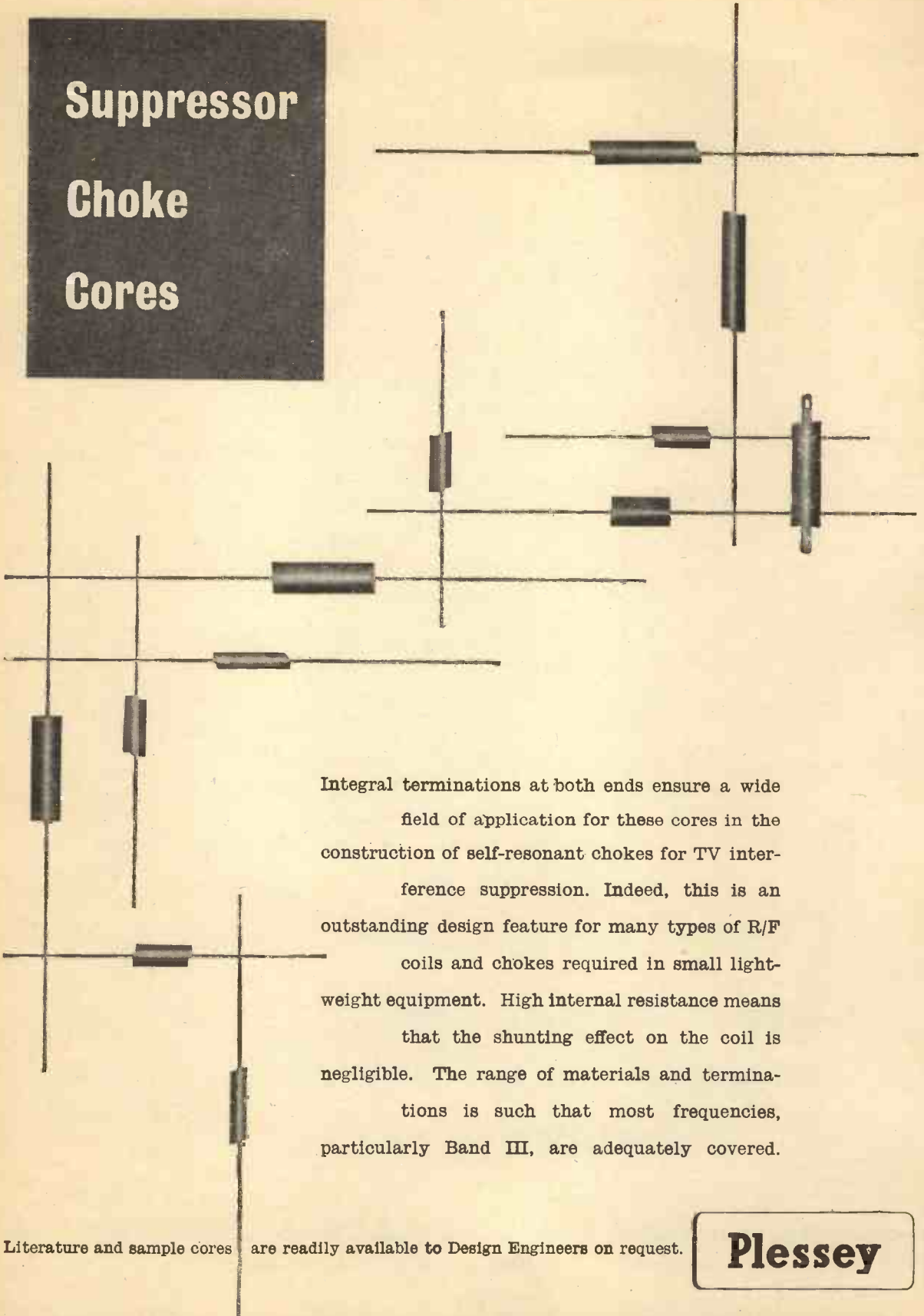
Manufacturers' and export enquiries direct to

MORGANITE RESISTORS LIMITED
Bede Trading Estate, Jarrow, County Durham.

Wholesale and retail distributors' enquiries to

EDISON SWAN ELECTRIC CO. LTD., 155, Charing Cross Road, London, W.C.2.

Suppressor Choke Cores



Integral terminations at both ends ensure a wide field of application for these cores in the construction of self-resonant chokes for TV interference suppression. Indeed, this is an outstanding design feature for many types of R/F coils and chokes required in small lightweight equipment. High internal resistance means that the shunting effect on the coil is negligible. The range of materials and terminations is such that most frequencies, particularly Band III, are adequately covered.

Literature and sample cores are readily available to Design Engineers on request.

Plessey

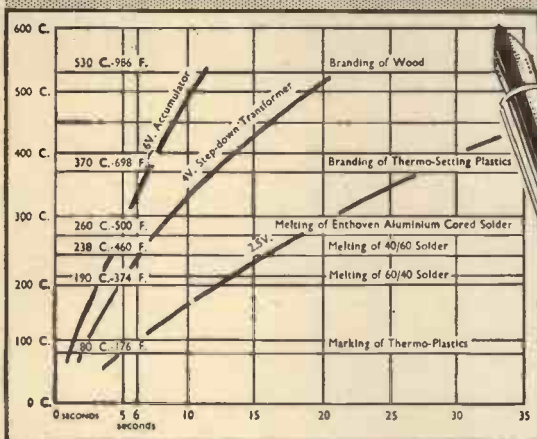
The *Superspeed*

SOLDERING IRON

heats up from cold
in 6 seconds!

Manufactured for Enthoven Solders Ltd., by Scope Laboratories, Melbourne, Australia.

Designed on an entirely new principle, this light-weight, versatile iron is eminently suitable for soldering operations in the radio, television, electronic and telecommunication industries. For test bench and maintenance work it is by far the most efficient and economical soldering iron ever designed. Ideally suitable for use with Enthoven Aluminium Cored Solder (melting point 260°C. 500°F.).



TIME/TEMPERATURE CURVE CHART from the SUPERSPEED SOLDERING IRON TIP/TEMPERATURE TIME CHECK

The effect of different voltages on initial heating-up time is shown. Whilst 4V is the standard voltage normally employed, 6V will cause no harm, and accumulators are a useful source of current supply.



- * Activated by light thumb pressure on the switch ring. When pressure is released, current is automatically switched off—thus greatly reducing electricity consumption, wear on copper bit and carbon element.
- * Length, 10"; weight, 3½ ozs.; can be used on 2.5 to 6.3 volt supply (4 volt transformer normally supplied) or from a car battery.
- * More powerful than conventional 150-watt irons; equally suitable for light wiring work or heavy soldering on chassis.
- * Simple to operate; ideal for precision work.
- * Requires minimum maintenance—at negligible cost; shows lowest operating costs over a period.

LIST PRICES	
IRON	39/6
TRANSFORMER	35/6
All prices and trade discounts subject to revision	

For full particulars, including guarantee terms and free trial facilities, please write to the sole concessionaires in this country:—

ENTHOVEN SOLDERS LTD. (Industrial Equipment Division)
Dominaion Buildings, South Place, London, E.C.2. **MONarch 0391**

Switch to the
Superspeed
Soldering Iron



as being used by the
Royal Society Antarctic Expedition
for the International Geophysical Year.





NEW!

Tubular and Disc Ceramics

HIGH-Q TUBULAR

List No.	Capacitance	±5%	List Prices ±10%	±20%
Type P100				
CT10Q/2	1.5 pF	—	—	1/0d
CT10Q/2	2.2 pF	—	1/1½d	1/0d
CT10Q/2	2.7 pF	—	1/1½d	1/0d
CT10Q/2	3.3 pF	—	1/1½d	1/0d
CT10Q/2	3.9 pF	—	1/1½d	1/0d
CT10Q/2	5.0 pF	1/1½d	1/0d	10½d
CT12Q/2	7.5 pF	1/1½d	1/0d	10½d
CT12Q/2	8.2 pF	1/1½d	1/0d	10½d
CT12Q/2	10.0 pF	1/1½d	1/0d	10½d
CT15Q/2	15.0 pF	1/1½d	1/0d	10½d
CT20Q/2	20.0 pF	1/1½d	1/0d	10½d
CT20Q/2	22.0 pF	1/1½d	1/0d	10½d
CT25Q/2	30.0 pF	1/1½d	1/0d	10½d
CT25Q/2	33.0 pF	1/1½d	1/0d	10½d
CT30Q/2	39.0 pF	1/1½d	1/0d	10½d
Type N750				
CT10Q/2	10 pF	1/1½d	1/0d	10½d
CT10Q/2	15 pF	1/1½d	1/0d	10½d
CT10Q/2	20 pF	1/1½d	1/0d	10½d
CT10Q/2	22 pF	1/1½d	1/0d	10½d
CT10Q/2	24 pF	1/1½d	1/0d	10½d
CT10Q/2	30 pF	1/1½d	1/0d	10½d
CT10Q/2	36 pF	1/1½d	1/0d	10½d
CT10Q/2	39 pF	1/1½d	1/0d	10½d
CT10Q/2	47 pF	1/1½d	1/0d	10½d
CT10Q/2	51 pF	1/1½d	1/0d	10½d
CT10Q/2	68 pF	1/1½d	1/0d	10½d

List No.	Capacitance	±5%	List Prices ±10%	±20%
CT10Q/2	75 pF	1/1½d	1/0d	10½d
CT12Q/2	100 pF	1/1½d	1/0d	10½d
CT15Q/2	150 pF	1/4½d	1/3d	1/1½d
CT20Q/2	200 pF	1/9d	1/7½d	1/6d
CT20Q/2	240 pF	1/9d	1/7½d	1/6d
CT25Q/2	300 pF	1/9d	1/7½d	1/6d
CT25Q/2	330 pF	1/9d	1/7½d	1/6d
CT30Q/2	390 pF	1/9d	1/7½d	1/6d
CT35Q/2	510 pF	1/9d	1/7½d	1/6d


HIGH-K TUBULAR (Tolerance -20% +80%)

List No.	Capacitance	List Price
CT10K/2	470 pF	10½d
CT10K/2	680 pF	10½d
CT10K/2	1,000 pF	10½d
CT10K/2	1,500 pF	10½d
CT10K/2	2,200 pF	10½d
CT15K/2	3,300 pF	1/0d
CT18K/2	4,700 pF	1/0d
CT20K/2	5,000 pF	1/0d

HIGH-K DISC (Tolerance -20% +80%)

List No.	Capacitance	List Price
CD 8K/2	470 pF	10½d
CD 8K/2	680 pF	10½d
CD 9K/2	1,000 pF	10½d
CD 9K/2	1,500 pF	10½d
CD11K/2	2,200 pF	10½d
CD12K/2	3,300 pF	10½d
CD14K/2	4,700 pF	10½d

* Hunts announce their new ranges of Tubular and Disc Ceramics. Precise in their characteristics and robust in design, these capacitors are available in High-K and High-Q Tubulars and in High-K Discs. Working Voltage 500 v D.C. or 300 v A.C. Minimum quantity 6 of any one capacitance.



A. H. HUNT (Capacitors) LTD.
 WANDSWORTH, LONDON, S.W.18 BAT 1083-7
 And in Canada HUNT CAPACITORS (Canada) LTD. AJAX, ONTARIO
 Factories also in Surrey and North Wales



REPLACEMENT

SPEAKER UNITS



Model
5in. G
Price
25/8
inc. P.T.



Model
6 1/2 in. G
Price
27/-
inc. P.T.



Model
8in. C
Price
31/11
inc. P.T.



7 x 4in. G
Elliptical
Price
25/8
inc. P.T.



Model
10in. C
Price
39/9
inc. P.T.



10 x 6in. C
Elliptical
Price
39/6
inc. P.T.



ELMAG High Fidelity Units

Designed to give good quality at domestic volumes. For a power output stage providing more than 4 watts, 2 or more speakers are recommended.

Flux Density 8,000 gauss (27,500 Maxwells).
Frequency Response 40-12,000 c.p.s.

9 x 5in. Model 59T. Price 38/2 inc. P.T.

All prices are for speakers without transformers.

TRADE TERMS : 33 1/3%

ELECTRO ACOUSTIC INDUSTRIES LTD

STAMFORD WORKS, BRAD LANE, TOTTENHAM, N.15. Tel. TOTTENHAM 22521 (5 Lines)

TEST RESULTS important

Garrard World's Finest MODEL 301 transcription turntable

As used by the B.B.C. and many other broadcasting stations throughout the world.



AUDIO INSTRUMENT COMPANY, Inc.

MEASURING INSTRUMENTS & APPARATUS
FOR AUDIO & VIDEO APPLICATIONS



133 WEST 14TH STREET
NEW YORK 11, N. Y. • OREGON 5-7820

3 Stock machines
selected at random!

Turntable
easily adjusted
to exact speed!

WOW less than
NARTB specifications!

Rumble less than
most professional
recording turntables!

Gentlemen:

January 16, 1956

We have tested the three Garrard Model 301 Turntables which the undersigned selected at random from sealed unopened cartons in your warehouse stock. These three bore the following serial numbers: 867, 937, 3019. We used a standard Model WB-301 mounting base without modification, a Leak tone arm fitted with their LP cartridge, and a complete Leak preamplifier and power amplifier, model TL/10.

Pickup and amplifier system conformed in response to the RIAA-new AES-new NARTB curve within ± 1 db.

Standards referred to below are sections of the latest edition, National Association of Radio & Television Broadcasters Recording and Reproducing Standards.

Our conclusions are as follows:

Turntable Speed

Measurements were made in accordance with NARTB specification 1.05.01, using a stroboscope disc. In every case, speed could be adjusted to be in compliance with section 1.05, i.e. within 0.3%. In fact, it could easily be adjusted to be exactly correct.

Wow

Measurements were made at 33-1/3 rpm in accordance with NARTB specification 1.11, which calls for not over 0.20% deviation.

<u>Garrard Serial No.</u>	<u>%</u>
867	.17
937	.13
3019	.12

These values substantially agreed with those given on Garrard's individual test sheets which are included with each motor.

Rumble

Measurements were made in accordance with sections 1.12 and 1.12.01, using a 10 to 250 cps band pass filter, and a VU meter for indication. Attenuation was the specified 12 db per octave above 500 cps and 6 db per octave below 10 cps. Speed was 33-1/3 rpm.



Mr. C. J. LeBel

President of the Audio Instrument Co., Inc.;
Chairman of one of the groups which prepared the NARTB Standards;
Founding member of the Audio Engineering Society, past president;
Member of the Acoustical Society of America.


Audio Instrument Co., Inc., makers of special high calibre test equipment for use in laboratory measurements.

Garrard 301 has been designed to provide the professional user and quality enthusiast with a unit supreme in its class — truly the world's finest transcription turntable for home use!

to those seeking finest results in a transcription turntable

*** TESTED:** for performance by Audio Instrument Company, Inc., an independent laboratory.

RESULTS: Garrard Model 301 tested even better than most professional disc recording turntables...sets a new standard for transcription machines!

Read Mr. LeBel's report below 

Signal to Rumble Ratio,
Using Reference Velocity of 7 cm/sec at 500 cps

This reference velocity corresponds to the NARTB value of 1.4 cm/sec at 100 cps.

Garrard Serial No.	DB
867	52
937	49
3019	49

The results shown are all better than the 35 db broadcast reproducing turntable minimum set by NARTB section 1.12. In fact they are better than most professional disc recording turntables.

Signal to Rumble Ratio,
Using Reference Velocity of 20 cm/sec at 500 cps

Garrard Serial No.	DB
867	61
937	58
3019	58

We include this second table to facilitate comparison because some turntable manufacturers have used their own non-standard reference velocity of 20 cm/sec, at an unstated frequency. If this 20 cm/sec were taken at 100 cps instead, we would add an additional 23.1 db to the figures just above. This would then show serial number 867 to be 84.1 db.

It will be seen from the above that no rumble figures are meaningful unless related to the reference velocity and the reference frequency. Furthermore, as stated in NARTB specification 1.12.01, results depend on the equalizer and pickup characteristics, as well as on the turntable itself. Thus, it is further necessary to indicate, as we have done, the components used in making the test. For example, a preamplifier with extremely poor low frequency response would appear to wipe out all rumble and lead to the erroneous conclusion that the turntable is better than it actually is. One other factor to consider is the method by which the turntable is mounted when the test is made. That is why our tests were made on an ordinary mounting base available to the consumer.

Very truly yours,
AUDIO INSTRUMENT COMPANY, INC.

C. J. LeBel
C. J. LeBel

CJL:ds

Rumble: checked by official NARTB standard method (-35 db. min.)
-52 db.!

Rumble: checked by Manufacturer A's methods **-61 db.!**

Rumble: checked by Manufacturer B's methods **-84.1 db.!**

Of greatest importance!
Always consider these vital factors to evaluate any manufacturer's claim.

Now there's a Garrard for every high fidelity system



MODEL 301



RC 98/4



RC 88/4



RC 121/4



TPA 10

GARRARD ENGINEERING & MANUFACTURING CO., LTD., SWINDON, WILTS., ENGLAND

CATHODEON

Miniature Crystal Oven

New Release!



This miniature oven has been designed specifically for accurate temperature control of Ministry Style "D" (Cathodeon Type 2M) Crystal Units. It is particularly recommended where the requirement is for a frequency stability better than .0002% over a wide range of ambient temperatures.

Centre tapped heater for 6.3 or 12.6 volt supplies.

Current consumption 0.73 amp. at 6.3 volt.

Temperature differential $\pm 2^{\circ}\text{C}$ within a temperature range 75°C to 85°C .

Temperature control within the ambient range -20°C to $+70^{\circ}\text{C}$.

Heating time less than 5 minutes from ambient temperature to 85°C .

Precision bi-metallic contacts with provision for On/Off indicating lamp.

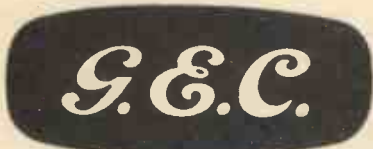
Low loss Mycalon base.

Weight $1\frac{1}{2}$ oz. (43 grammes).

Overall Dimensions $1\frac{1}{4}$ " x $\frac{11}{8}$ " x $2\frac{1}{8}$ " long (3.2 x 2.0 x 6.6 cm.).

CATHODEON CRYSTALS LIMITED
LINTON CAMBRIDGESHIRE
TELEPHONE LINTON 223





Valves for

Voltage

Stabilisation

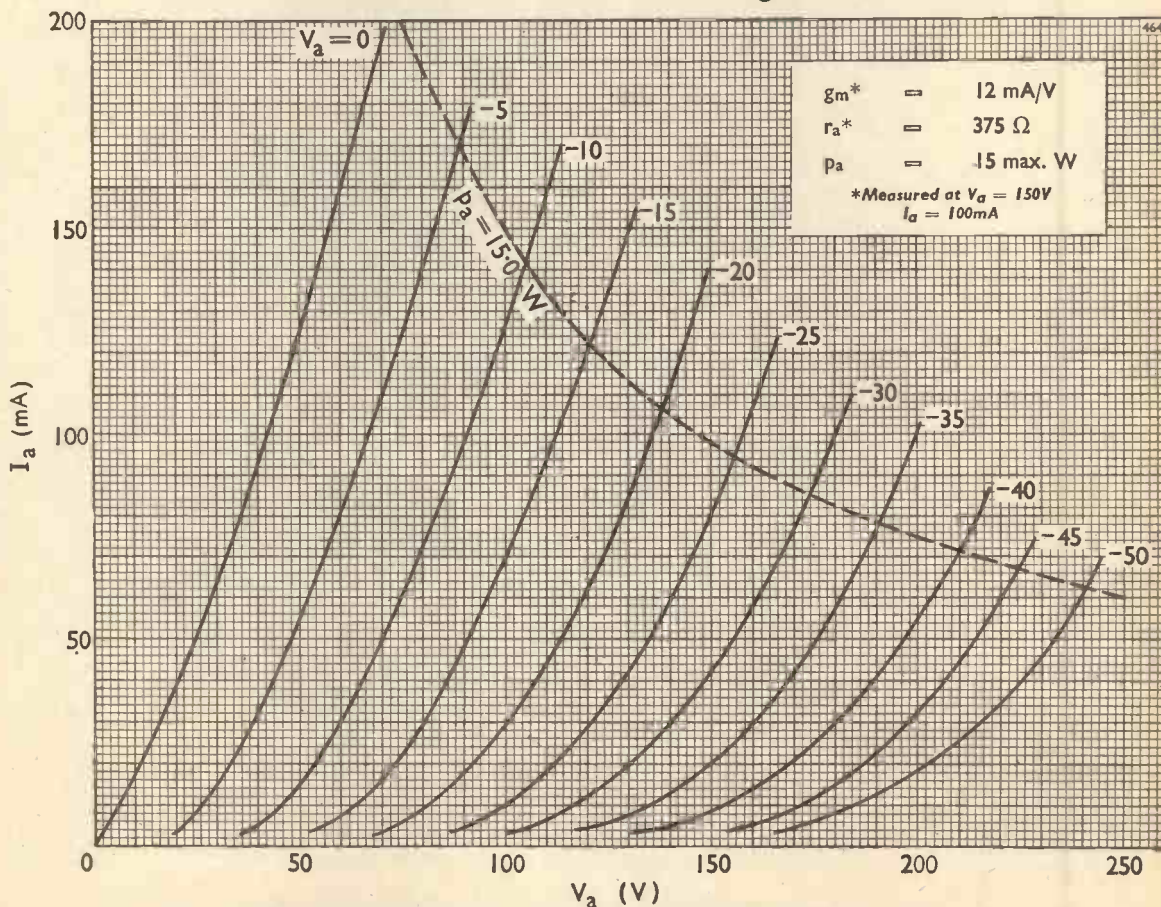
A 2 2 9 3



THE A2293 is a new low impedance triode particularly suitable as the series valve in stabilised power packs. List price 27/-.

RATINGS

V_h	6.3	V
I_h	0.95	A
V_a	300 max.	V
I_a	120 max.	mA
Base.....	B9A	




For further details write to the G.E.C. Valve & Electronics Dept.

NOW


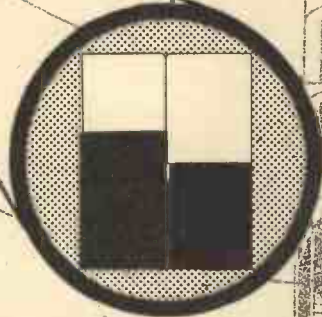
New Orthophonic High Fidelity

FROM VHF/FM



The RCA FM Tuner incorporates many new refinements, enables you to realise the great advances made in broadcasting bringing into your home a thrilling, living, realism.

- ★ **Precision Tuning**
The new RCA Electron Ray Tuning Indicator makes exact tuning simplicity itself.
- ★ **No interference**
The FM system coupled with RCA circuitry results in exceptional signal-to-noise ratio.
- ★ **Extended Tuning Range**
87.5-108 Mc/s covers the entire international F.M. broadcasting band.
- ★ **Great Sensitivity**
2 microvolts for 20 db quietening—extends the 'fringe' 7 valves plus 2 crystal diodes and Electron Ray tuning indicator.
- ★ **High Fidelity**
Wide range response within 1 db from 20-15,000 c/s for true High Fidelity reproduction.
- ★ **No Matching Problems**
Adjustable output levels.
- ★ **Automatic Frequency Control**
Ensures complete freedom from drift.
- ★ **Power Requirements**
230-390 volts D.C. at 40 milliamps H.T. supply. 6.3 volts, 2.25 amps heater supply (available from RCA New Orthophonic High Fidelity power amplifier).



RCA GREAT BRITAIN LTD.

(An associate Company of Radio Corporation of America)

Lincoln Way, Sunbury-on-Thames, Middx.

Tel. : Sunbury-on-Thames 3101.



REF.	WATTS	MAX. VOLTS	OHMS	MIN. ORDER FOR FREE UNIT	UNIT STORAGE CAPACITY
------	-------	------------	------	--------------------------	-----------------------

RESISTORS

T	½	250	10 to 10M	240	720
R	1	500	10 to 10M	180	500

Tolerances available ±20% 10% 5%

HIGH STABILITY RESISTORS

HS3	½	750	1 to 500M	93	500
-----	---	-----	-----------	----	-----

Tolerances available ±5% 2% 1%

WIREWOUND RESISTORS

LM	5 & 10	—	5 to 100K	72	300
LP	5 & 10	—	5 to 100K	72	300

CERAMICAPS

CER	Tubular	500	3 to 470pf	141	500
HK	Tubular	500	470 to 5000pf	141	500
HKD	Disc	500	470 to 5000pf	141	500

Tolerances available ±2% 10%

Thousands of LAB Continuous Storage Units are daily solving the problem of control and storage of the great range of resistors. Compact, and capable of storing up to 720 separate resistors, LABpak make selection positive, simple and speedy. Now that Ceramicaps, Histabs and Wirewound resistors have been added to the carded range the usefulness of LABpak storage units is enhanced.

FREE with any purchase of the LABpak range, these units are the complete answer to the storage problems of small production units, laboratories, etc.

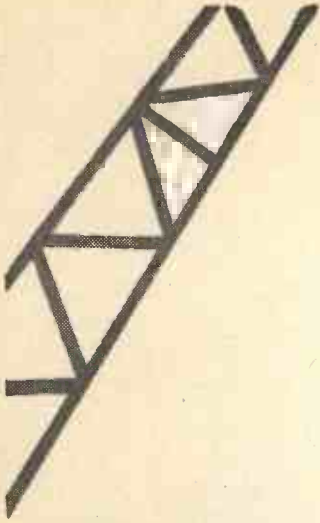
MAKE UP YOUR ORDER TODAY — DELIVERY EX-STOCK

All LABpak resistors are carded in ohmic value, rating and tolerance, colour indexed and tabbed for easy selection.

The LAB Continuous Storage Units are available from your normal source of supply, but more detailed information and literature can be obtained from

THE RADIO RESISTOR COMPANY LIMITED

50 ABBEY GARDENS, LONDON, N.W.8 Telephone: Maida Vale 5522



It is gratifying to know that in a world of rising prices our policy of maintaining, and, in many instances, reducing prices has resulted over the years, and especially at this period, in ever increasing sales.

We carry a stock of 2,000 types of receiving, transmitting and special purpose tubes, and invite your enquiries not only for commercial grade tubes but also for those tested to C.V., JAN and MIL specifications.



Our Organisation is A.R.B. Approved.


If you are not already on our Mailing List, please send for latest Price and Stock Lists.

HALL ELECTRIC LTD

Haltron House, 49/55 Lisson Grove, London, N.W.1

Telephone:
AMBassador 1041 (5 lines)
Cables:
Halleetric, London
TELEX 2-2573

They say
we make a perfect
pair...



.. with
excellent
connections

To be exact, this is the 12 pin version of the Multi-Way Plug and Socket range, which covers 4, 8, 12, 20 and 28 ways. The range features unusually low insertion pressures, and embodies considerable experience in meeting humid conditions. Designed to overcome as far as possible the difficulties encountered when using this type of connector in rack mounting applications, they have greater latitude in matching up than any comparable product, and are in use throughout the world in Radio, Television and Telecommunications equipment by such renowned firms as:— Messrs. Marconi's Wireless Telegraph Co. Ltd., The English Electric Co. Ltd. and Messrs. Standard Telephones & Cables Ltd.

A.I.D. & A.R.B. - APPROVED

POWER CONTROLS
LIMITED

P.C. 2

ELECTRO METHODS

LTD

OF STEVENAGE

BRITAIN'S FOREMOST DESIGNERS

AND MANUFACTURERS OF

LOW-INERTIA MOTORS AND TACHO GENERATORS



LOW-INERTIA MOTORS



- Linear voltage/speed characteristic
- Starting power: 6 microwatts
- Permanent magnet
- Nom voltages: 1.5, 6, 12 and 24 v. d.c.

D.C. TACHO GENERATOR

- Linear voltage/speed characteristic
- Compact design for standard fixing
 - Synchros size 11, grade 2
- Output voltage: 5.75 per 1000 rpm.



ELECTRO-METHODS LTD. 12-36 CAXTON WAY, STEVENAGE, HERTS. Phone: STEVENAGE 780.



MODEL A 100 kc/s—80 Mc/s In six bands
MODEL B 30 kc/s—30 Mc/s in six bands
 Calibration accuracy of both models is $\pm 1\%$

ADVANCE TYPE B4

Nett price in U.K. £60 . 0 . 0

The Advance type B4 is a tried and proven generator which is essentially simple to use. One special feature is the accuracy of the R.F. output over the entire frequency range, achieved by the use of a crystal voltmeter and the subsequent elimination of all circuits having poor frequency characteristics.

Full technical details in Folder W38

Advance
 signal generator

QUESTION "Why don't dealers stock and recommend our Amplifiers and Tuners, etc?"

ANSWER "Because they cannot afford to as we give their discount to YOU (the public)."

This direct trading explains why our products, though in the top class, are so much cheaper than our competitors'.

What we are and what we do.

Firstly we are quite large manufacturers of Audio Amplifiers, Radio Feeder Units, Portable Record Players, Speaker and Amplifier Cabinets and custom built Complete High Fidelity Radio and Record Reproducers.

Secondly we are Retailers of Gramophone Units, Autochangers, Speakers, Tape Recorders, etc., etc.

We recommend only that which we know to be of good performance and of sound construction. We are not in the group of traders who sell job lines at apparently low prices because they are obsolete or faulty. On the other hand our finances are such that we do not have to sell you an expensive article if we know that a less expensive unit will do your job perfectly.

If any reader should have his mind set on a high-priced amplifier of

The New No. 1 "SYMPHONY" AMPLIFIER MARK III is a 3-channel 5-watt Gram/Radio Amplifier with astonishingly flexible tone control. You can lift the treble, the bass, or—and here is the unique feature—the middle frequencies to suit your own ear characteristics and the record or radio programme being heard. It is thus possible to arrange frequency-response of the amplifier to a curve equal and opposite to the resultant curve of the other items in the chain so what finally registers in the brain is as per original. This flexibility of control is even more important than the nominal linear response of the amplifier, as the pickup speaker, etc., are not linear. Independent Scratch-Cut is also fitted and special negative feedback circuit employed. The Amplifier can accommodate a wide variety of records from old 78s to new L.P.s, and there is full provision for Radio Tuner, Tape take-off and Playback. It is available to match 2/3 or 15 ohms speakers. Price 12 gns. (carriage 7/6). Fitted in portable Steel Cabinet, 2 gns. extra.

The New No. 2 "SYMPHONY" AMPLIFIER MARK III, as No. 1

but with 10-watt Push-Pull triode output and triodes throughout. Woden mains and output transformers and choke. Output tapped 3, 7.5 and 15 ohms. Provision for Tuner and Tape. Competes with the most expensive amplifiers on the market yet costs only 16 gns. (carriage 7/6). Fitted in portable Steel Cabinet 2 gns. extra.

"SYMPHONY" AMPLIFIERS WITH REMOTE CONTROL



Remote Control Panel

Both the above model Amplifiers are available with all controls on a separate Control Panel with up to 4ft. flexible cable which simply plugs into the amplifier. Enables the Amplifier proper to be sat in the bottom of a cabinet whilst the controls are mounted conveniently higher up. Extra cost 2 gns.

No. 1 "SYMPHONY" F.M. TUNER. High grade Instrument with extremely silent background. Based on the latest type of permeability-tuned Coil Assembly of advanced design housed in anti-radiation shroud giving extreme sensitivity and high music/noise ratio Suitable for amplifiers in the highest fidelity class. £15/8/-.

Power Pack £3/7/6. Magic eye £1 extra if required.

No. 2 "SYMPHONY" AM/FM TUNER.

Combining all the specifications of our Long, Medium and Short wave Superhet AM Tuner and our No. 1 FM Tuner. Separate Coil Assemblies and IFs Fully self-powered on one chassis. 26 gns.

N.R.S. EMPRESS FM/VHF TUNER/ADAPTOR Fine little job, will plug into any radio and add F.M. £13/15/-. Magic eye assembly £1 extra if required. Ditto mounted in beautiful dark walnut cabinet complete with magic eye 17 gns. Carriage 7/6.

"SYMPHONY" AM/FM RADIOGRAM CHASSIS Very high grade radiogram chassis combining Long, Medium and Short and V.H.F. bands. Large engraved dial. Push/pull output for high quality Complete with 10in. Goodman's speaker 26 gns. Carriage and packing 7/5

RECOMMENDED GRAMOPHONE UNITS All current Collaro Units in stock for immediate delivery **NEW MODEL GARRARD RC88 AUTOCHANGER** £15/11/4. RC98 £17/10/3. Prices less head. Variety of pickup cartridges available in Garrard shell to fit RC88 and RC98. Leaflets on Collaro and Garrard Gram. Units on request.

DIAMOND STYLI.

We can supply Diamond Styli in place of Std. or L.P. sapphires fitted to any cartridge or gram units we supply for £4/14/4 extra.

LENCO GL50, 4-speed continuously variable from above 78 r.p.m. to below 16 r.p.m. Special Austrop. Price with Studio "O" or "P" head or Goldring variable reluctance head. £21/17/10.

LENCO GL55, as above but without pickup and auto-stop but fitted with Special Device for Groove Location and knob which completely disengages drive-wheel. Suitable for use with any pickup, especially transcription types and B.J. Arm. Price £17/10/4. Immediate delivery guaranteed.

LENCO GL56, as GL55 but with Studio or Goldring 500 pickup. £23/7/-.

GOODMANS "SHERWOOD" (VISCOUNT) ENCLOSURES Walnut or mahogany, complete with Acoustical Resistance Unit, 19 gns. or less A.R.U., 16½ gns. **MIDAX/TREBAX CABINET.** To match "Sherwood" (Viscount) £7/10/-.

"SYMPHONY" BASS REFLEX CABINET KITS. 30in. high, consist of fully-cut ½in. thick, heavy, inert, non-resonant, patent acoustic board, deflector plate, felt, all screws, etc., and full instructions. 8ln. speaker model, 85/-, 10in speaker model, 97/6. 12in. speaker model, £5/7/6. Carriage 7/6. Ready built, 15/- extra. As above but fully finished in figured walnut veneer with beautiful moulding and speaker grille. 10in. £11, 12in £11/10/- Other veneers to order.

NORTHERN RADIO SERVICES

DEPT. WW., 11, KINGS COLLEGE ROAD, ADELAIDE ROAD, LONDON, N.W.3.

Phone: PRImrose 3314

Tubes: Swiss Cottage and Chalk Farm. Buses: 2, 13, 31, 113 and 187

another make and would like to save money if possible, we should like to make the following clear-cut offer: If he buys one of our "Symphony" Amplifiers or Tuners and is not entirely satisfied with it he may return it for full credit against any other amplifier or tuner on the market. It should be emphasised at this stage that we can supply any Amplifier, Radio Tuner, etc., advertised.

Our chief Engineer, who is operating a Technical Guidance Service, is available daily including Saturdays from 10 a.m. to 6 p.m. or will deal with enquiries by return of post.

Our new illustrated Catalogue and supplement will be a great boon to those desiring quality equipment for modest expenditure. Send two 2½d. stamps for your copy now. It may well save you pounds! All our equipment is on demonstration at our showroom in conjunction with a variety of Pickups, Speakers, etc. If you can possibly call we shall be pleased to see and help you. H.P. facilities available.

It is essential to mention "Wireless World" when requesting Catalogue or when ordering.

CONSOLE AMPLIFIER CABINETS. 33in. high, lift-up lid with piano hinge, take Tape Deck, Gram Unit or Autochanger, Amplifier, Pre-Amplifier, and Radio Feeder Unit, finished medium walnut veneer. De luxe version, price 12 gns. Oak or mahogany veneers and special finishes to order. Carriage according to area. We will quote by return.

NORDYK CABINETS. Speaker Enclosure £5/17/6. Table Model Amplifier/Gram Unit Cabinet £5/19/6. Table Model Tape Recorder, Tape Amplifier or Radio Tuner Cabinet £5/19/6. Record Storage Cabinet holding 150 records £4/17/6. All above cabinets measure (internally) 19in. wide x 13in. high x 13in. deep and finished in polished walnut, thus enabling a complete installation to be built up unit by unit in matching style cabinets and added to as required. Any of our Amplifiers, Tuners, Gram Units, Tape Decks and Speakers can be supplied in these cabinets for small extra cost. Examples on demonstration.

TAPE RECORDER DEPT. We are specialists in the supply of tape gear for use in conjunction with High Fidelity Equipment. We are familiar with all worth-while Tape Recorders and Decks on the market and are in a unique position to advise on Tape Recorders, Tape Decks Tape Amplifiers and Tape Pre-Amplifiers and give unbiased opinions and demonstrations. All those intending buying a Tape Recorder or adding Tape facilities to their present systems are advised to consult us before spending money, as we might well be able to save you money and dissatisfaction. Call for a demonstration, or write.

THE "SYMPHONY" DE-LUXE TAPE RECORDER. 2-speed, twin-track, microphone, radio and external amplifier inputs. Facilities for playback through high quality internal elliptical speaker or through external high fidelity speaker or through external high fidelity amplifier. Automatic head demagnetisation. Wide frequency range heads. Housed in handsome polished walnut cabinet. Fantastic value for money at 49 gns. or 9 monthly payments of 6 gns. De luxe model with built-in revolution counter, 52 gns. or 9 monthly payments of £6/13/0. Plus carr. and pkg. £1. Full details in catalogue.

LOW NOISE TRAVELLING WAVE TUBES

The range designed by English Electric Valve Company includes low noise, voltage amplifier and power tubes, with outputs from 1mW to 16W.

Type N1005M illustrated is a low noise tube specially designed to operate over a frequency range of 3600-4200 Mc/s. It permits the use of r.f. amplification in radar,

tropospheric scatter and other microwave equipment. Full particulars of this tube and other units specially designed for use in the higher frequency bands are available on application.



E.V. Type	Function	Centre Frequency (Mc/s)	Maximum Output	Noise Factor (dB)	Gain (dB)	Helix Volts	Collector Current	Focusing Field (Gauss)
N.1001	Power	2000	16W	-	26	2600	40mA	600
N.1002	Low Noise	2000	1mW	10	24	550	200µA	200
N.1004	Power	4000	4W	-	21	2600	20mA	450
N.1005M	Low Noise	4000	1mW	11	22	360	200µA	350
N.1013	Voltage Amplifier	2000	200mW	20	32	650	4mA	300
N.1017M	Low Noise	1200	1mW	10	20	700	200µA	200
N.1018M	Voltage Amplifier	4000	100mW	20	30	630	2mA	350

'ENGLISH ELECTRIC'

ENGLISH ELECTRIC VALVE CO. LTD.



Waterhouse Lane, Chelmsford
Telephone: Chelmsford 3491

A remarkable new instrument for Physicists

50 micro-ohms to 10,000 megohms ·0002 picofarad



**WAYNE KERR
UNIVERSAL BRIDGE**

B.221

THE B.221 is a highly accurate transformer ratio arm bridge of very advanced design. It provides facilities for the two, three, or four-terminal measurement of impedance or transfer admittance over an extremely wide range at an operating frequency of 10,000 radians/sec. (1592 c/s).

Measurement is unaffected by the impedance of the test leads, which can therefore be of any length. Consequently the instrument is ideally suitable for the determination of temperature coefficient of components under test conditions or, in fact, any remote in-situ measurement.

A novel mechanism automatically displays the cyphers, decimals and units of measurement. This gives direct reading and avoids any confusion which might be caused by the large multiplying factors involved.

The basic range of the instrument covers im-

pedances from 10,000 megohms to 10 ohms and this is extended to 50 micro-ohms by the use of the Low Impedance Adaptor. Other adaptors have been designed for measurement of conductivity, dielectric constant and loss factor of solids and liquids.

SPECIFICATION

BRIDGE ONLY: Capacitance: 0.0002 pF to 10 μ F in 7 ranges. Accuracy $\pm \frac{1}{2}\%$. Conductance: 0 - ± 100 mmho in 7 ranges. Inductance: 1 mH to infinity in 7 ranges. Measuring Frequency: 10,000 radians/sec. (1592 c/s.) Power Supply: 110/115 and 200/250 V 40/60 c/s. Dimensions: 17" x 7" x 11 $\frac{1}{2}$ " high. Weight: 25 lbs. approx.

WITH LOW IMPEDANCE ADAPTOR: Capacitance: 1 μ F - 100,000 μ F in 4 ranges. Resistance: 0-100 Ω in 4 ranges: Discrimination on lowest range 50 μ Ω . Inductance: 0-10 mH in 4 ranges. Discrimination on lowest range 5m μ H.

PRICES: Bridge, £175. Low Impedance Adaptor £15.




WAYNE KERR

THE WAYNE KERR LABORATORIES LIMITED,






and Chemists

to 100,000 microfarads, 5 millimicrohenries to infinity



- Accuracy to 0.25% is achieved with complete stability.
- Two decades and a continuously variable control indicate independently the resistive and reactive terms to four significant figures.
- Discrimination is to 0.01% of full scale reading.
- Test leads of any length do not affect accuracy.
- Transformer ratio arm principle allows measurement in any quadrant of the complex plane.
- Adaptors for measurement of conductivity, dielectric constant and loss factor of solids and liquids.
- Lowest capacitance range is 0.1 pfd. with .0002 pfd. first scale reading.
- Low Impedance Adaptor extends resistance and inductance range to 50 micro-ohms and 5 millimicrohenries. This covers:
- Dry joints, earth-bonding efficiency, switch contact resistance, cable connectors, valve base connections, and general circuit strays.

ROEBUCK ROAD, CHESSINGTON, SURREY. TELEPHONE: LOWER HOOK 1131



**for
radio
ceramics**

STEATITE & PORCELAIN PRODUCTS LTD.

Stourport-on-Severn, Worcestershire. Tel: Stourport 111. Telegrams, Steatite, Stourport




SP87

**HIGH
EFFICIENCY
POT
CORES**

CAN NOW BE ADJUSTED.....

**AFTER MOUNTING
OVER AN AVERAGE RANGE OF 10%
WITH A SETTING ACCURACY OF .5%**



These new Mullard 14mm and 18mm pot cores are completely self contained, simple to mount and easily adjusted after mounting. Unique features include single hole fixing and two or four way terminal plates. Adjustments of inductance are made by means of a screw which varies the position of a magnetic shunt in the centre of the core; in many cases this eliminates the need for trimming capacitors. Designers will see from the brief characteristics listed here that Mullard adjustable pot cores are particularly suitable for use in high grade communications equipment, tuned circuits and filter networks. Those requiring further technical details are invited to write to the address below.

14mm Pot cores

Four types available LA32—35
Air gaps From 0.2mm — 0.5mm
Frequency range 10 Kc/s — 100 Kc/s
Q values in the higher frequency range > 200

18mm Pot cores

Four types available LA42—45
Air gaps From 0.3mm — 1.0mm
Frequency range 10 Kc/s — 100 Kc/s
Q values in the higher frequency range > 300

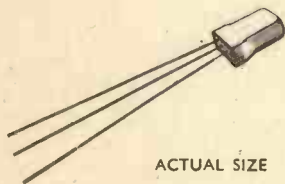
Mullard



'Ticonal' permanent magnets
Magnadur ceramic magnets
Ferroxcube magnetic cores

The ideal small junction Transistor...

XFT2



ACTUAL SIZE

For Hearing Aids
and other

Audio Frequency applications

Incorporating a germanium
junction element
manufactured and supplied by



Encapsulated in a seamless metal can, its
dimensions are only—4.75×3.1×7.5 mm.

HIVAC
THE SCIENTIFIC
VALVE

Hivac Ltd.

Telephone: Ruislip 3366
STONEFIELD WAY, VICTORIA ROAD, RUISLIP, MIDDLESEX

ARCOLECTRIC SWITCHES



T.622

M.30



T.600



S.510



K.75



S.936

- M.30: 10-amp. Toggle Switch.
T.622: Toggle Switch, D.P.C.O., 3-amp., 250v.
S.510: D.P.D.T. Biased Push Switch.
T.600: 3-amp. Toggle Switch.
S.936: Push Switch, available normally On or Off.
K.75: Small Pointer Knob for $\frac{1}{4}$ in. spindles.

Write for Catalogue No. 129

ARCOLECTRIC
SWITCHES LTD

CENTRAL AVENUE, WEST MOLESEY, SURREY

this is the smallest all-aluminium electrolytic capacitor yet!

Design Engineers concerned with transistor circuitry for hearing aids, midget transmitters and receivers and other miniaturised equipments, will welcome this new range of sub-miniature electrolytic capacitors by Plessey.

This superior all-aluminium capacitor is made possible by an advanced application of etched foil construction. Four case sizes are available; $0.1" \times \frac{9}{32}"$, $\frac{1}{8}" \times \frac{7}{16}"$, $\frac{3}{16}" \times \frac{1}{2}"$, and $\frac{1}{4}" \times \frac{9}{16}"$. Temperature range is -15°C to $+60^{\circ}\text{C}$. Capacities available are from $0.5\mu\text{fd}$ to $50\mu\text{fd}$ according to working voltages which range from 1.5v to 70v. Plastic insulating sleeves can be fitted if required. Extensive details and data tables are set out in Plessey Publication No. 847, which is offered on request.

Sub-miniature Electrolytic Capacitors by

Plessey


COMPONENTS GROUP • SWINDON COMPONENTS DIVISION
KEMBREY STREET • SWINDON • WILTSHIRE • TELEPHONE: SWINDON 5461

AND NOW
A **NEW**
GRAMPIAN
MAGNETIC

NON-FEEDBACK

CUTTERHEAD

TYPE C



These units are a development from our type "D" feedback cutterhead and have similar mechanical and electrical constants but are operated from a single winding. They may be used in conjunction with any high grade power amplifier.

SENSITIVITY—3 volts input for 1 cm/sec at 78 R.P.M.

IMPEDANCE—15 ohms at 1000 c/s

FREQUENCY RESPONSE— ± 3 db—50 c/s to 10 Kc
6db at 20 Kc

DISTORTION—2% at 1000 c/s

WEIGHT—6½ oz. (184 grams)

STYLUS HOLE—0.064" or 0.0625" as required

FITTING—Direct mounting on Presto and similar machines

★ Also available in horizontal form, type C/H

Write for full details

GRAMPIAN REPRODUCERS LTD
17 Hanworth Trading Estate
FELTHAM • MIDDLESEX • ENGLAND
Telephone Feltham 2657

Western Hemisphere, Reeves Equipment Corp., 10 East 52nd St.,
New York 22, N.Y.
Australian Agent, Simon Gray Pty. Ltd., Elizabeth St., Melbourne C.I.,
Australia.

SEC

GECALLOY
MAGNETIC CORES

ALLOY AND IRON POWDERS
CORES FOR EVERY PURPOSE
FULL TECHNICAL DATA AVAILABLE
ON APPLICATION



Apply to:

**SALFORD ELECTRICAL INSTRUMENTS
LIMITED**
(COMPONENTS GROUP)

TIMES MILL, HEYWOOD, LANCASHIRE
Telephone: Heywood 6868. Telegrams: "Sparkless, Heywood".

GROUP HEAD OFFICE:
SCHOOL STREET, HAZEL GROVE, STOCKPORT, CHES.

REGISTERED OFFICE:
MAGNET HOUSE, KINGSWAY, LONDON, W.C.2.



Thorn pillar lampholders for the illumination of instrument panels . . .

*Single pillar
lampholder supplied
completely prewired
with 3 ft. leads
ready for immediate
installation.
Reference No.
8011010155*

Originally designed for aircraft control panels (and widely used throughout the British aircraft industry) these Thorn pillar and bridge piece lampholders are of universal application for industrial use wherever instrument panels require illumination. A full range of these components is available.



. . . and bridge pieces


The special advantage of Thorn pillar and bridge pieces is their notable economy of panel space and the clear illumination they provide. Wiring arrangements are extremely simple and bridge pieces can be quickly added to existing control panels without any difficulty.



Bridge pieces are supplied with double entry leads for emergency stand-by lighting if required.

The present range of bridge lighting units is as follows:—

TYPE A	Mk. G4B Gyro Compass	4 lamps
TYPE B	Artificial Horizon	2 lamps
TYPE C	Large S.A.E. Case (4BA screws)	2 lamps
TYPE D	Small S.A.E. Case (4BA screws)	2 lamps
TYPE E	Horizontally mounted Double Desynn	2 lamps
TYPE F	Large S.A.E. Case (2BA screws)	2 lamps
TYPE G	Small S.A.E. Case (2 BA screws)	2 lamps
TYPE H	Large Air Ministry Case	2 lamps
TYPE J	Instruments with 3" P.C.D. fixing	2 lamps
TYPE K	Double Desynn mounted vertically	2 lamps



SPACE SAVING:

All these components are of minimum size because they are designed round the unique Atlas Midget lamp only 0.575" long and 0.249" in diameter.




Three types of Thorn midget panel bulbs are available.

28 volts	0.04 amps
12 volts	0.1 amps
6 volts	0.1 amps



Write for illustrated brochure giving full details

Thorn Electrical Industries, Aircraft Components Division, Great Cambridge Road, Enfield, Middlesex. Tel.: Enfield 5340



McMURDO

Red Range Connectors

NOW AVAILABLE

8 way 16 way

24 way 32 way

24 way connector

- * Gold plated Contacts
- * Nylon loaded P.F. mouldings
- * Easy insertion and withdrawal


Send for full technical information to

THE McMURDO INSTRUMENT CO. LTD., ASHTEAD, SURREY

Telephone : ASHTEAD 3401

JSP/RRC3

Come and see the NEW



3 speeds—3 hours' continuous playback with instantaneous track reversal. Complete automatic control by push buttons. Complete with spool of LP tape and crystal desk microphone.

55 GNS.

or 9 monthly payments of £7. 2. 0



... available on the M.O.S. Personal Credit Plan

other recorders available on this plan

	CASH PRICE	CREDIT SALE 9 monthly pmts. of	HIRER PURCHASE Deposit 12 mthly. 50% pmts. of	EXPORT PRICE nett	
	£ s. d.	£ s. d.	£ s. d.	£ s. d.	
Editor 2-speed Standard	50 8 0	123/3	25 4 0	46/8	50 8 0
Editor Super Hi-Fi	65 2 0	159/1	32 11 0	60/4	65 2 0
Playline Plus	36 15 0	89/10	18 8 0	34/-	36 15 0
Sound Cadet	40 19 0	103/-	21 0 0	39/-	40 19 0
Grundig TK820	102 18 0	251/7	51 9 0	95/5	102 18 0
TK8	75 12 0	185/-	37 16 0	69/4	75 12 0
TK5	54 12 0	131/5	27 6 0	50/8	54 12 0

Send S.A.E. for details of requirements not listed here.


E & G MAIL ORDER SUPPLY CO.

33 Tottenham Court Road, London, W.1.
Tel : MUSEum 6667



**Solderless terminals
speed assembly
eliminate rejects**

The AMP precision method of wire termination reduces production costs and provides connections of the highest electrical and mechanical efficiency. The use of AMP precision crimping tools and automatic machines achieves exceptionally high rates of output, a uniformly high standard of quality and elimination of human error. AMP terminations and connections are of particular value in electronics and aircraft installations. They withstand vibration, corrosion and provide high tensile strength, with low resistance, and no noise at R.F.



Automatic wire terminator
Operates at up to 4,000 an hour.



Pneumatic hand tool.
Eliminates operator fatigue.



Certi-crimp hand tool.
Positive closure ensured.

Brochure W.W. sent
or demonstration at
your own works on
request.

AMP terminals are made for every
type and size of wire.

AIRCRAFT-MARINE PRODUCTS (GT. BRITAIN) LTD.

London Sales Office: 60 KINGLY STREET, LONDON, W.1. Tel: REGent 2517/8

Works: SCOTTISH INDUSTRIAL ESTATES, PORT GLASGOW, SCOTLAND

Ahead of the present —




— abreast of the future

ADCOLA

PRODUCTS LIMITED

(Read Trade Mark)

SOLDERING INSTRUMENTS
& ALLIED EQUIPMENT



ILLUSTRATED

DETACHABLE
3/4" BIT MODEL
LIST No. 64

Protective
Shield
LIST No. 68

CATALOGUES HEAD OFFICE SALES & SERVICE

ADCOLA PRODUCTS LTD.,
GAUDEN ROAD,
CLAPHAM HIGH ST.,
LONDON, S.W.4.

TELEPHONES:
MACaulay 3101
& 4272



HARTLEY-TURNER HIGH FIDELITY LOUDSPEAKER SYSTEM

The Hartley-Turner "Baffle" loudspeaker enclosure, when used in conjunction with the Hartley Type 315 Loudspeaker, constitutes a complete loudspeaker system, with a performance that surpasses many units sold at a much higher price.

Remarkably compact, the overall volume being only 3½ cubic feet (18in. cube), this system will reproduce the entire audio frequency range without false colouration and without the need for additional high frequency units.

PRICE

Type 315 Loudspeaker .. £10 10 0
(4 ohms or 15 ohms Impedance. Please state when ordering)

Baffle Enclosure £9 0 0
Carriage Paid in Great Britain.


H. A. HARTLEY CO. LTD.
66, WOODHILL, WOOLWICH,
LONDON, S.E.18.

Telephone : Woolwich 2020 (Ext. CB.32)



It is no
exaggeration to term
Parmeko's Leicester factories
"the most extensive specialised
small-transformer plant in Europe".
Neither is it an overstatement to say
that most electronic and electrical
engineers translate the word
TRANSFORMER into

PARMEKO



PARMEKO

PARMEKO LIMITED, Percy Road, Leicester, England



FLEXIBLE REMOTE CONTROL OUTFITS

offering facilities for making prototype flexible remote controls as required, without flexible casing.

The Remote Control Flexible Shafts in these Outfits cover the range of torque loadings required for volume controls, wave change switches and condensers used in electronic, radio and television equipment.

No. 130 (.130 in. dia.) for controls up to 4 inches long . £7

No. 150 (.150 in. dia.) for controls up to 6 inches long . £7.10

Longer controls with flexible casing made to order.
Detailed Parts List available upon request to Dept. W.



BRITANNIA WORKS, 25-31 ST. PANCRAS WAY, N.W.1

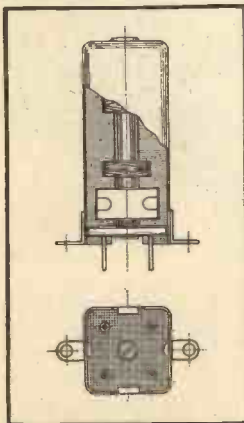
Telephone : EUSton 5393.

R.C.4

WEYRAD

HIGH PERFORMANCE I.F. TRANSFORMERS

THE LATEST VERSIONS OF OUR P4 SERIES ARE THE RESULT OF CONTINUOUS DEVELOPMENT AND REPRESENT THE LAST WORD IN MECHANICAL AND ELECTRICAL DESIGN.



THESE TRANSFORMERS ARE PARTICULARLY SUITABLE FOR LARGE-SCALE PRODUCTION AND SPECIAL TYPES ARE AVAILABLE FOR MANUFACTURERS.

THE TECHNICALITIES QUOTED BELOW APPLY MAINLY TO THE STANDARD P4/LJ AND P4/LK VERSIONS WHICH ARE AS ILLUSTRATED.

CAN 1in. SQUARE x 2 3/8in. HIGH WITH FIXING FEET.

LITZ WOUND ON MOULDED FORMER WITH CIRCUIT CONNECTIONS TO BASE.

OPERATING FREQUENCY 465 Kc/s.

NOMINAL "Q" 110

BANDWIDTH 9 kc/s at - 6 db


THE P4/LK HAS SIMILAR CHARACTERISTICS BUT IS FITTED WITH A TOP CAP GRID CONNECTION.

FULL DETAILS OF THESE AND OTHER COMPONENTS ARE GIVEN IN OUR ILLUSTRATED CATALOGUE—PRICE 6d.

**WEYMOUTH RADIO MANUFACTURING CO., LTD.,
CRESCENT STREET, WEYMOUTH, DORSET.**

MARCONI'S

*can supply special
test sets for F.M.
Mobile Radio*



Type
TF 1064

Signal Generator Type TF 1064 Transmitter and Receiver Output Test Set Type TF 1065

The TF 1064 and TF 1065 are complementary instruments. Together, they fulfil all the main testing requirements for mobile transmitter/receiver equipments. Each is completely self-contained and, being light and portable, they are particularly suitable for use in the field.

Signal Generator TF 1064 provides r.f. outputs—f.m. or a.m.—in the ranges 68 to 174 and 450 to 470 Mc/s, i.f. outputs at five spot frequencies, and also an a.f. output.

Test Set TF 1065 comprises an r.f. power meter and deviation indicator for use up to 500 Mc/s, a dual-impedance a.f. power meter, and a multi-range voltmeter.

Each instrument can be supplied separately.



Type
TF 1065

**MARCONI
INSTRUMENTS**

AM & FM SIGNAL GENERATORS · AUDIO & VIDEO OSCILLATORS
FREQUENCY METERS · VOLTMETERS · POWER METERS
DISTORTION METERS · FIELD STRENGTH METERS
TRANSMISSION MONITORS · DEVIATION METERS
OSCILLOSCOPES, SPECTRUM & RESPONSE ANALYSERS
Q METERS & BRIDGES

MARCONI INSTRUMENTS LTD · ST. ALBANS · HERTFORDSHIRE · TELEPHONE: ST. ALBANS 56161

London and the South: Marconi House, Strand, London, W.C.2 Tel: COVent Garden 1234

Midlands: Marconi House, 24 The Parade, Leamington Spa. Tel: 1408

North: 30 Albion Street, Kingston-upon-Hull. Tel: Hull Central 16347

WORLD-WIDE REPRESENTATION


STABILISED POWER

for transistors and
sub-miniature valves

H.T. REGULATION BETTER THAN .03%

H.T. 22.5 to 150 v. D.C

L.T. 1.25 v 1.4 v 2.8 v 6.3 v



May we send leaflet No. 109B?



LION WORKS, HANWORTH TRADING ESTATE
FELTHAM MIDDLESEX
TELEPHONE : FELTHAM 3567 & 2922

Connoisseur 3 SPEED MOTOR

The turntable with a 4% variation on all three speeds.


The Connoisseur motor is made for the perfectionist. It is one of the finest turntables in the world.

The speed change is arranged mechanically and gives a 4 per cent variation on all speeds. A synchronous motor, which is virtually vibrationless with low noise level and hum induction, maintains a constant speed at all settings. There is no braking action to obtain speed change.

The 12in. turntable is lathe turned in non-ferrous metal. The main spindle, which is precision ground and lapped to mirror finish, runs in phosphor bronze bearings.

A sound, precision engineering job, the Connoisseur motor provides the foundation for perfect reproduction.

Price £20, plus P. Tax £8/11/-.



Matching Connoisseur Pick-up Mark II with a frequency range from 20-20,000 cycles:

Pick-up complete with I head fitted with Diamond armature £8/19/- plus P Tax £3/16/6.

A. R. SUGDEN & CO. (ENGINEERS) LTD.

WELL GREEN LANE, BRIGHOUSE, YORKSHIRE. Phone: Halifax 69169. Grams: Connoisseur, Brighouse.

OVERSEAS AGENTS:

SOUTH AFRICA: W. L. Proctor (Pty.) Ltd., 63, Strand Street, Cape Town. CANADA: The Astral Electric Co. Ltd., 44, Danforth Road, Toronto 13, Ontario. NEW ZEALAND: Turnbull & Jones Ltd., Head Office, 12/14, Courtenay Place, Wellington. HONG KONG: The Radio People Ltd., 31, Nathan Road, Hong Kong.

MAIN DISTRIBUTORS:

AUSTRALIA: British Merchandising Pty. Ltd., 183, Pitt Street, Sydney, and J. H. Magrath (Pty.) Ltd., 208, Little Lonsdale Street, Melbourne. EAST AFRICA: International Aeradio (East Africa) Ltd., P.O. Box 3133, Nairobi. MALAYA: Eastland Trading Co., 1, Prince Street, Singapore.



*... a loudspeaker typical of
Goodmans fine Full Range
High Fidelity Loudspeakers ...
the Axiom 150 Mk. II*

AXIOM 150 Mk.II

A Full Range High Fidelity Loudspeaker. Power capacity 15 watts. Precision-built unit incorporating twin cone assembly giving extremely smooth coverage from 30-15,000 c.p.s. Bass modulation reduced to absolute minimum.

Nominal diameter 12 inches; fundamental resonance 35 c.p.s.; voice coil impedance 15 ohms at 400 c.p.s.; maximum power capacity 15 watts peak A.C.; flux density 14,000 gauss.

AXIOM 22 Mk.II

Similar to the Axiom 150 Mk.II loudspeaker but employs a more powerful magnet system resulting in extremely high electro-acoustic efficiency giving clear realistic reproduction up to the full rated power of 20 watts. Frequency range of 30-15,000 c.p.s. free from sub-harmonics and bass modulation effects.

Fundamental resonance 35 c.p.s.; voice coil impedance 15 ohms at 400 c.p.s.; maximum power capacity 20 watts peak A.C.; flux density 17,500 gauss.

The SHERWOOD Loudspeaker Cabinet

Designed to load the Axiom 150 Mk.II or the Axiom 22 Mk.II loudspeakers. When mounted, the response of these loudspeakers is extended down to 20 c.p.s. free from any objectionable resonances above this frequency. This Cabinet incorporates an Acoustical Resistance Unit as the essential component in this system of loudspeaker loading. Available in mahogany and walnut veneers.

Post the coupon for full details and prices.



Goodmans

GOODMANS INDUSTRIES, LTD., AXIOM WORKS, WEMBLEY, MIDDX.

Telephone: WEMbley 1200 Cables: Goodaxiom, Wembley, England.

BELGIAN AGENT : JEAN IVENS, 10 RUE TRAPPE, LIEGE.

GOODMANS INDUSTRIES, LTD., AXIOM WORKS, WEMBLEY, MIDDX.

Full details and prices please.

Name.....

Address.....

WW/2/57

... an outstanding NEW Tape Deck

TRUVOX Mk IV

Specially developed and designed for bulk supply to recorder manufacturers only

Compact in size and highly efficient in operation, it incorporates all the vital features so essential to the successful marketing of complete, high fidelity tape recording instruments. Contemporary and luxurious in appearance, the Deck surface has a finish that is washable and highly resistant to any form of mechanical damage. All metalwork is Gold Hammered finish. Available with NEW precision revolution counter or large visual tape indicator plate for playing time indication, according to choice.

Detailed specification on request.



TRUVOX LIMITED

Sales Dept., 15 Lyon Road, HARROW, MIDDX.

Telephone: Harrow 9282

Another DALY Electronic Achievement

CAPACITORS IN REDUCED SIZES WITH FULL VALUES AND WORKING VOLTAGES

SEND NOW for new leaflets with up-to-date information on this new range of capacitors

DALY has succeeded in maintaining full capacity values and working voltages in more compact designs specially suited to ultra-modern equipment.

PHOTO-FLASH EQUIPMENT · DEAF AIDS · PRIVATE TELEPHONE INSTALLATIONS · AMPLIFIERS · D.C. POWER UNITS · SPOT WELDING EQUIPMENT · TEST GEAR · MAGNETISATION EQUIPMENT

Behind **DALY** capacitors lies 20 years of making only electrolytics, highly specialized experience which engineers throughout the world are finding invaluable, and which is readily available to you.

DALY ELECTROLYTIC CAPACITORS

CONDENSER SPECIALISTS FOR OVER 20 YEARS

Electrolytic ELECTRONICS & COMMUNICATIONS

For use in commercial
ELECTRONIC APPARATUS
and
TELECOMMUNICATIONS

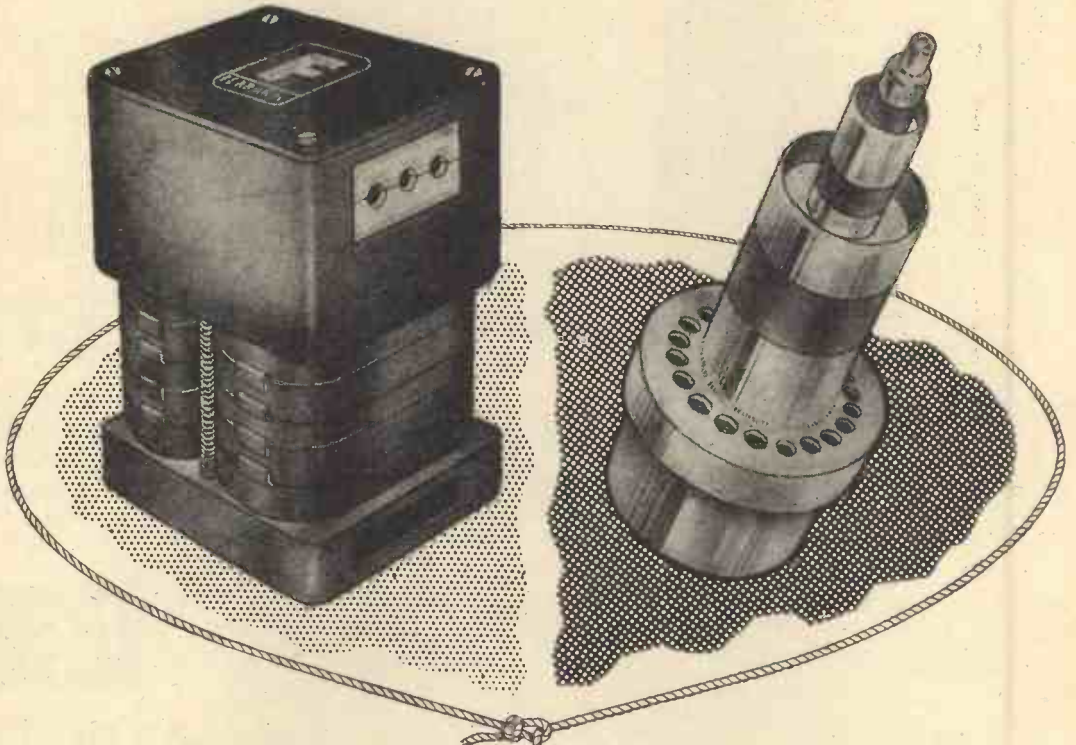
Electrolytic Capacitors

MOTOR START

MOTOR STARTING

DALY CONDENSERS LTD.
Condenser Specialists for over 20 years
WEST LODGE WORKS, THE GREEN, EALING, LONDON, W.5
Telephone: EALING 3127

smaller and better!



“Hitemp” Transformers

- Operational temperatures up to 250°C.
- Suitable for high altitude operation.
- Saving in size and weight.

Originally designed for supersonic aircraft, the “Hitemp” range of transformers has many applications throughout the electrical field.

Ceramic Valves

- High permissible temperature of operation.
- Ruggedised construction.
- Reduced dimensions.

The Ferranti range of Ceramic Valves includes power rectifiers, stabiliser triodes and R.F. power oscillators and amplifiers.



FERRANTI LTD., FERRY ROAD, EDINBURGH • Tel: Granton 89181

MAXI-Q
REGD

WE PROUDLY PRESENT OUR LATEST HIGH STANDARD LOW PRICED INSTRUMENT WHICH WE KNOW WILL BECOME A PRIZED AND INDISPENSABLE POSSESSION IN EVERY CONSTRUCTOR'S SHACK

MODULATED TEST OSCILLATOR MTO.1



- ★ Provides a modulated signal suitable for I.F. alignment also trimming and tracking R.F. circuits.
- ★ Frequency is continuously variable from 170-475 kc/s and 550-1,600 kc/s.
- ★ Operates from a single 9 volt grid bias battery (not supplied) which is housed within the unit.
- ★ The case is manufactured from steel and is finished in matt black cellulose. The front panel is gloss black bearing white lettering. Dimensions are $5\frac{1}{8}$ in. x $4\frac{1}{8}$ in. x 3in.
- ★ Supplied with full operating instructions.


PRICE £3/15/-.

Obtainable from all reputable stockists or from works.
General Catalogue covering technical information on full range of components, 1/- post paid.

DENCO (CLACTON) LTD
(DEPT. W.W.)

357/9 Old Road · Clacton-on-Sea · Essex

STOP PRESS : "MULLARD" TAPE RECORDER Amplifier Chassis, Type "A," 31/6; Type "B," 31/6. Power Pack Chassis, 11/6. "MULLARD" 20-WATT AMPLIFIER Chassis and Base, 34/- . Pre-amp Chassis, 25/- . Transformer Covers (3), 32/- . 60 Kc/s TAPE OSCILLATOR COILS, TDO1, For High Impedance Erase Heads (Truvox, etc.), 5/- . TDO2, For Low Impedance Erase Heads (Brenell and Collaro), 5/- .



OTHER ABIX PRODUCTS: SINGLE & DOUBLE SKIN PARTITIONING, CLOTHES LOCKERS, MATERIAL RACKS, SLOTTED ANGLES (JUNIOR, LOCKERS & STEEL CYCLE STANDS. UNIVERSAL, SENIOR) CAR & MOTOR CYCLE SHELTERS, TOOL

ABIX

**ADJUSTABLE
STEEL
SHELVING**

The illustration shows a typical installation of ABIX Steel Shelving, supplied to a well known Paint Manufacturer. Note the easy access to the Shelving and the orderly appearance.

ABIX Steel Storage Equipment is supplied in a number of Standard components which can be used to make up an infinite variety of assemblies to suit your particular need. These components can be erected and dismantled by unskilled labour in a minimum of time.

They are Steel throughout, Stove Enamelled Olive Green. All fixing bolts are sherardised.

Catalogue upon request. Our Representative will be pleased to call and submit schemes and prices if required.

ABIX

(METAL INDUSTRIES) LIMITED

FACTORY EQUIPMENT SPECIALISTS

TAYBRIDGE HOUSE, TAYBRIDGE ROAD, BATTERSEA, LONDON, S.W.11

Phone BAttersea 8666/7

Grams : Abix, Batt, London.

MINIATURE
CERAMIC CAPACITORS
 FIXED & VARIABLE

FINISH: STOVE ENAMELLED OR BAKELITE COATED

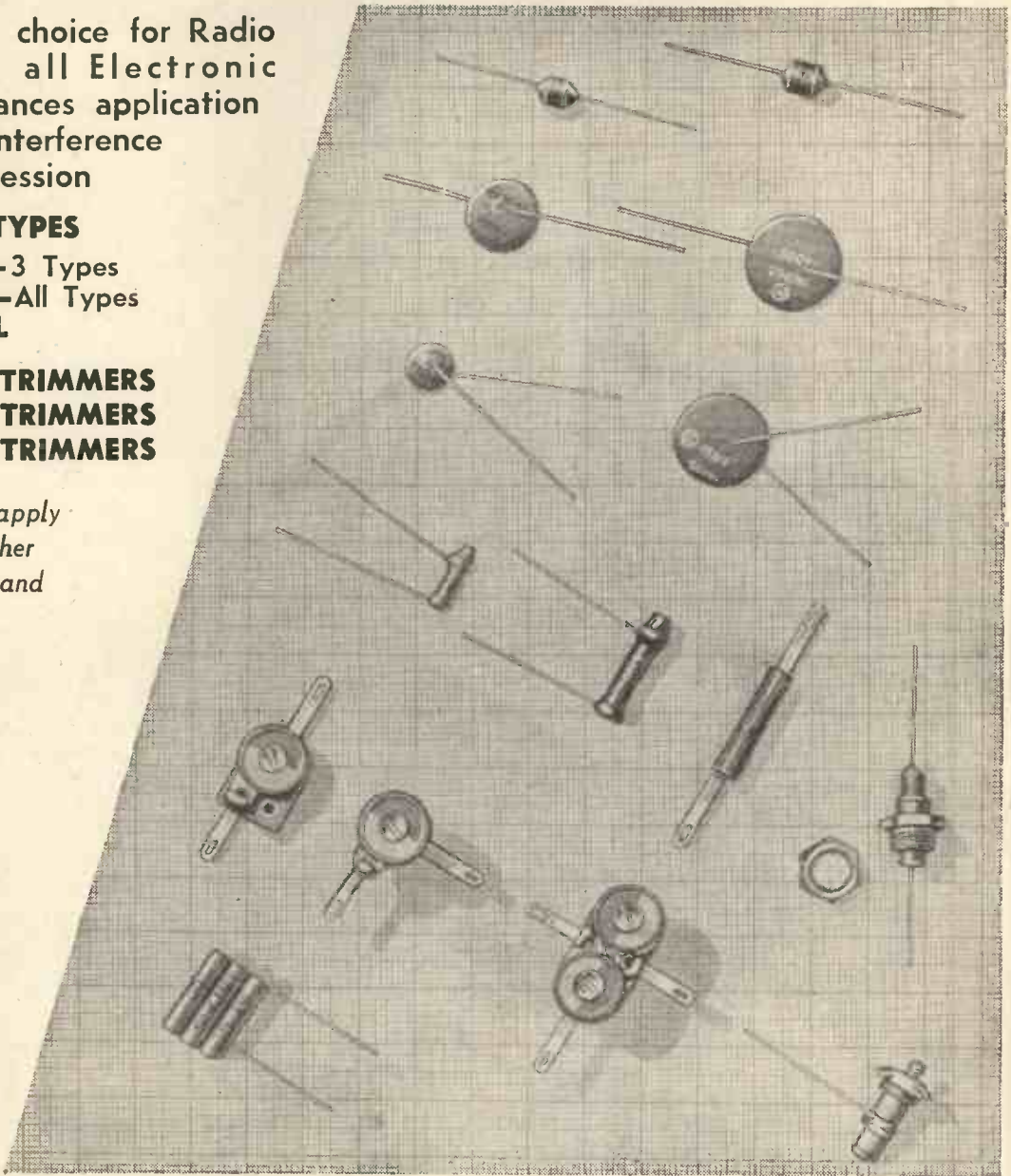
Wide choice for Radio
 T.V., all Electronic
 Appliances application
 and Interference
 Suppression

TYPES

- DISC**—3 Types
- TUBE**—All Types
- PEARL**

- DISC TRIMMERS**
- TUBE TRIMMERS**
- WIRE TRIMMERS**


*Please apply
 for further
 details and
 Prices*



STEATITE INSULATIONS LTD.,
 25 SOMERSET ROAD, EDGBASTON, BIRMINGHAM, 15.

Telephone: EDGBASTON 5381/2.
 Telegraphic Address: "STEATITE-BIRMINGHAM, 15"

Why tolerate unnecessary noise?



MASTERTAPE is renowned for its low background noise. Our many customers confirm this fact. A trial will convince you of the truth in this statement. Professional quality can be yours.



Mastertape

If your dealer has no stock, write direct to:—
 M.S.S. Recording Co. Ltd., Colnbrook, Bucks.



Tel. Colnbrook 430

VITAVOX

GP.1 PRESSURE UNIT
 For sound reinforcement and dual-channel loud-speaker systems.

CN.148 (20 watts) £9.0.0d.


Full details on request from:
VITAVOX LIMITED
 Westmoreland Road, London, N.W.9
 Telephone: COLindale 8671

Factory-calibrated · Stable · Reliable · Quick set-up · Easy-to-read

RCA VOLTOHMYSTS®

professional test instruments

**FOR LABORATORY...SERVICE...PRODUCTION
PREFERRED AROUND THE WORLD**



RCA-WV-98A... SENIOR VOLTOHMYST... incorporates all the important time-proved performance features of earlier VoltOhmysts including direct peak-to-peak readings of complex waveforms. Has improved circuit providing great accuracy, and a BIG full-vision meter face with the easiest-to-read scales ever designed into a VTVM! Supplied complete with WG-299A DC/AC-Ohms probe and cable, and most detailed instructions.



RCA-WV-77-C... JUNIOR VOLTOHMYST... biggest value in vacuum-tube voltohmeters. Embodies new design features in addition to operational characteristics which have made VoltOhmysts the choice of thousands in radio and TV servicing, industry, electronics, communications, broadcasting, and the armed forces. Supplied complete with WG-299A DC/AC-Ohms probe and cable, and complete instruction book.



RCA-WV-87-B... MASTER VOLTOHMYST... Truly a Master VoltOhmyst, it features a 7" wide-face meter and $\pm 3\%$ accuracy on all ranges. Easy-to-read peak-to-peak scales are particularly useful for TV, radar, and other types of pulse work. Has accuracy and stability necessary for most applications. Supplied complete with new, slim WG-299C probe and flexible cable, current leads, ground lead, complete instructions.

Modern engineering, testing, and production techniques demand test instruments with high precision, practical operating features. RCA VoltOhmysts are especially suited for operation over extended periods under rigorous production-line and field conditions: electronically protected meters; accuracy unaffected by normal line voltage fluctuations; easy-to-read expanded scales; one zero-setting holds for all voltage and resistance ranges; accessory probes extend all DC voltages, and extend frequency response to 250 Mc. All RCA VoltOhmysts are tested and calibrated to the highest laboratory standards. Remember, only RCA makes the VoltOhmyst.

CHOOSE THE VOLTOHMYST THAT SUITS YOUR NEEDS

Features	Master VoltOhmyst WV-87B	Senior VoltOhmyst WV-98A	Junior VoltOhmyst WV-77C
Measurements:			
DC Voltage	0.02-1500v	0.02-1500v	0.05-1200v
AC (rms) Voltage	0.1-1500v	0.1-1500v	0.1-1200v
AC (peak-to-peak) Voltage	0.2-4200v	0.2-4200v	—
Resistance	0.2-1000 meg.	0.2-1000 meg.	0.2-1000 meg.
Current	10 uamp.-15 amp.	—	—
Accuracy:**			
DC current	$\pm 3\%$	—	—
DC Voltage	$\pm 3\%$	$\pm 3\%$	$\pm 3\%$
AC Voltage	$\pm 3\%$	$\pm 3\%$	$\pm 5\%$
	**At full-scale points		

SEND THIS COUPON FOR COMPLETE INFORMATION

RCA INTERNATIONAL DIVISION — DEPT. TE-49-A
 RADIO CORPORATION OF AMERICA
 30 Rockefeller Plaza
 New York 20, N.Y., U.S.A.

Please send details and descriptions on VoltOhmysts

MY NAME _____

COMPANY _____

ADDRESS _____



**RCA INTERNATIONAL DIVISION
RADIO CORPORATION OF AMERICA**
 30 Rockefeller Plaza, New York 20, N.Y. U.S.A.
 Trademarks®Registered

The EDDYSTONE '820'

HAS SUCH EXCELLENT EFFICIENCY AND STABILITY IT CAN BE USED SUCCESSFULLY IN MANY BADLY SCREENED OR EXTREME FRINGE RECEPTION AREAS.

V.H.F.

F.M. Radio Unit

SPECIALLY DESIGNED TO PRECEDE HIGH FIDELITY EQUIPMENT

Built by Britain's leading manufacturers of V.H.F. communications equipment and of superb construction and workmanship. The fully tuned pre-amplifier, separate limiter and Foster Seeley discriminator combine to ensure the highest performance.

Self-powered, easy to mount and install, the '820' adequately meets the needs of the enthusiastic music lover.

LIST PRICE £39.18.0 (including Purchase Tax)


Please write for fully descriptive brochure to:



STRATTON & CO LTD · BIRMINGHAM 31



Spectone



THE RECORDER WHICH SELLS ON THE STRENGTH OF ITS QUALITY

An instrument of professional quality for the high-fidelity conscious, achieving a truly high standard of recording and play-back at a remarkably moderate price. Automatic equalisation of output at each speed ensures perfect reproduction. Incorporating the new Collaro Tape Transcriber, upper and lower track recordings can be made in quick succession without spool reversal while a safety device prevents accidental erasure. Three speeds; 3½ in., 7½ in. and 15 in. per second.

Spectone
The Living Truth in Sound

72 GNS.

Including microphone

Write for Leaflet with Full Specification.

Telephone:
Windsor 1241/2

SPECTO LTD.

**VALE RD.
WINDSOR**



Loud-speaker manufacturers to the Radio Industry since 1930.

REPRODUCERS AND AMPLIFIERS LTD.

WOLVERHAMPTON · ENGLAND


TELEPHONE: 22241/2/3/4 CABLES: AUDIO

have you a DC 'bug-bear'?

No longer need D.C. current be a 'bug-bear'. The Felgate ELECTRONIC INVERTER will transform 200/250 volt D.C. current to operate almost any A.C. apparatus needing a power of between 25 and 78 watts.

The instrument consists of a hard valve push-pull power amplifier driven by a separate oscillator; there are no moving parts. It is silent in operation and its frequency is very stable. Measuring $9\frac{1}{2}$ " x $6\frac{1}{2}$ " x $5\frac{1}{2}$ " it can be fixed inside a large instrument such as a radiogram, with control switch on the dial.

PRICE £12. (no P.T.)



FELGATE electronic inverter

See your dealer today. If any difficulty write to:

FELGATE RADIO LTD. FELGATE HOUSE, STUDLAND STREET, HAMMERSMITH, W.6.

20

CITY SALE & EXCHANGE LTD

The High Fidelity
Specialists

WHARFEDALE




SUPER 12/GS/AL SPEAKER

A high flux density (17,000 lines) gives excellent transient response and sensitivity with wide frequency range.

Tax Free
£17-10-0

A NEW ARMSTRONG AM/FM RADIOGRAM CHASSIS P.B.409.



This has 9 valves, 6watts push-pull output, piano key selectors, independent bass and treble controls and magic-eye tuner. 28 gns. cash or £6/8/- deposit and 8 monthly payments of 62/6.

FOR PICK-UP PERFECTION

The new B.J. Super 90.2 plug-in shells supplied with each arm, will take all popular cartridges, £16/6/5.




PART EXCHANGE & EASY PAYMENTS ARRANGED

We will give you a quotation of a complete Hi/FI set up including cabinet if required. We maintain separate workshops staffed by fully qualified sound engineers, and every installation is very carefully tested before despatch.

93-94 FLEET STREET, LONDON, E.C.4

Phone: FLEet St. 9391/2

variable high power Amplifiers



V L F

AUDIO

L R F

For the past 20 years, W. Bryan Savage Ltd. has specialised in a wide range of high power amplifiers for use in various branches of industry. This experience has been more recently successful in the wide and varied field of fatigue testing.

TYPE 10 10 KILOWATT AMPLIFIER

This is the latest addition to the Savage range of amplifiers — it is suitable for driving the Goodman Vibrator VG108 or VG109 and the American MB C25H.

OUTPUT: 10 kVA when Power Factor of load exceeds 0.8.

OUTPUT VOLTAGES: From 41½ V to 330 V.

FREQUENCY RANGE: 40 c/s-10,000 c/s at 10 kW. 30 c/s-6.5 kW. 20 c/s-2.5 kW.

HARMONIC DISTORTION: Less than 3% at 10 kW at 1 kc/s.

SENSITIVITY: 160 mA at 600 ohm for 10 kW output.

OUTPUT VOLTAGE REGULATION: 33%.

NOISE: 70 dB below 10 kW.

MAINS SUPPLY: 350-450 volts 50 c/s. 3 phase.

Range of Amplifiers	Power	Type	Freq. Range
	100 Watts	"VLF"	3 c/s to 6 c/s
	1 kW	"VLF"	6 c/s to 2,000 c/s
	1 kW	Mark II Star	50 c/s to 10 kc/s
	1 kW	"LRF"	5 kc/s to 100 kc/s
	10 kW	Type 10	40 c/s to 10 kc/s



W. BRYAN SAVAGE LIMITED

FOR FATIGUE TESTING

for Guided Missiles, aircraft and all forms of Industrial components

Vibrators



TYPE V 1000 — This vibrator is designed to produce a peak alternating thrust of ± 500 lbs. (unblown) at 1 kW. A forced draught into the vents provided in the base will allow increased input current for a correspondingly increased thrust. Unit construction has been adopted and careful attention to detail has produced a vibrator that can quickly and easily be stripped and reassembled should repairs become necessary—the design is such that no routine maintenance is required.

The *Armstrong* Specialists in High Quality Reproduction for over 20 years. Super Radiogram

THE FINEST IN RADIOGRAM REPRODUCTION

- ★ 8 watt Push Pull Amplifier with negative Feedback.
- ★ Separate High Sensitivity VHF/FM Tuner.
- ★ Twin speaker system with crossover network incorporating the WHARFEDALE Golden 10in. and special aluminium voice coil treble unit.
- ★ Beautifully styled and hand-made cabinet finished in walnut.
- ★ Latest COLLARO 4 speed High Fidelity Autochanger.



Post this coupon for descriptive literature and details of Hire Purchase and Home Trial facilities to Armstrong Wireless and Television Co., Ltd., Warlters Rd., London, N.7. (NORth 3213)

Name.....

Address.....

WF

PRICE | AM/FM Model £102.8.6.
incl. tax | AM Only Model £90.8.0.

DEMONSTRATIONS at our Holloway Showrooms weekdays (inc. Saturday) 9-6 p.m. TRIAL IN YOUR HOME. Your money will be refunded if for any reason whatever you are not satisfied after 7 days' trial. FULL GUARANTEE for 12 months. CREDIT TERMS available.

Bullers CERAMICS FOR INDUSTRY

High quality material and dimensional precision are attributes of Bullers die-pressed products. Prompt delivery at competitive prices.



We specialise in the manufacture of—**PORCELAIN**
for general insulation

FREQUELEX
for high-frequency insulation

REFRACTORIES
for high-temperature insulation

PERMALEX & TEMPLEX
for capacitors



BULLERS LIMITED

MILTON • STOKE-ON-TRENT • STAFFS
Phone: Stoke-on-Trent 21381 (5 lines) • Telegrams & Cables: Bullers, Stoke-on-Trent
Ironworks: TIPTON, STAFFS London Office: 6 LAURENCE POUNTNEY HILL, E.C.4
Phone: Tipton 1691 Phone: MANsion House 9971

MINIATURE OSCILLOSCOPE



Type
CT84

Type
CT52

Weight—approx. 15 lb. Size— $13\frac{1}{2}'' \times 8'' \times 5\frac{1}{2}''$ approx. Finish—Dark Battleship Grey.

Designed as a general-purpose instrument, the Metrovick miniature oscilloscope is particularly useful for radar servicing. Its light weight and compact construction result in a portable and robust instrument designed to withstand rough use, so that it has now become standard equipment for the fighting services.

SPECIFICATION

SUPPLY: With A.C. Power Pack (CT52)—100/125 v., 200/250 v., 50/60 c/s.; 180 v., 500 c/s. With D.C. Power Pack (CT84)—28 volts D.C. Power consumption 50 VA approx.

CATHODE RAY TUBE: Hard tube— $2\frac{3}{4}$ in. diameter screen. Standard tube fitted has Green screen with medium afterglow. Alternative tubes can be fitted.

TIME BASE: Free-running linear time base, paraphase amplifier and synchronising. Repetition range 10 c/s. to 40 Kc/s. Single-sweep linear time base with paraphase amplifier, triggered by 30-volt pulse. Repetition range—50 c/s. to 3,000 c/s. Sweep range—50 milliseconds to 3 microseconds.

Y PLATE ATTENUATOR: Resistance attenuator, capacitance compensated. Flat response—3 db. from D.C. to 100 kc/s. Fixed attenuation of 14 db. (5 times).

Y PLATE CONNECTION: Direct or series capacitor connection. Input resistance—2.5 megohms. Input capacitance—50 pf. approx.

Y PLATE AMPLIFIER: 1. Max. gain of 38 db. (80 times) flat to 3 db from 25 c/s. to 150 Kc/s. 2. Max. gain of 28 db. (25 times) flat to 3 db. from 25 c/s. to 1 Mc/s.

CALIBRATION: An internal supply of 50-volt peak $\pm 10\%$, sine wave, at the supply or vibrator frequency.

DELAY LINE: A delay network brought to the Y plate switch, and the displayed signal is delayed by approximately 0.5 microseconds, having its source impedance of 75 ohms.

RATING: Continuous operation at ambient temperatures between— 32° C. and $+ 50^{\circ}$ C.

Write for leaflet 652/14-1 for technical details

METROPOLITAN-VICKERS

ELECTRICAL CO LTD · TRAFFORD · PARK · MANCHESTER 17

Member of the A.E.I. group of companies

THE **RD JUNIOR**



FM UNIT

with

Automatic Frequency Control

PRICE **£24.17.0.** INCL.

PART OF A

COMPLETE HIGH FIDELITY SYSTEM

Literature available post free on request; send also for details of companion equipment in the **RD JUNIOR Home High Fidelity System**—the **RD JUNIOR Amplifier and Control Unit** and the **RD JUNIOR Corner Horn enclosure**.

NEW FACTORY: In order to be able to meet the steadily increasing demand for our products we have now moved to a larger and better equipped factory. Our sole address, to which all enquiries should be sent, is now as below.

ROGERS DEVELOPMENTS (ELECTRONICS) LTD.

"RODEVCO WORKS," • 4-14, BARMESTON ROAD • CATFORD • LONDON, S.E.6
Telegrams: RODEVCO, LONDON, SE6 Telephone: H1Ther Green 7424

Cellular Polythene



INSULATED TELEVISION DOWNLEAD CABLES

To meet the exacting demands being made on the efficiency of aerial systems, the Glover range of Cellular Polythene insulated downleads have been designed to utilise the superior electrical properties of this new form of polythene.

Details of three designs are given as being most representative of modern practice.

The two Cables G.R.1., G.R.2. are intended for use in the service area and one G.R.3. for use in fringe areas and in situations where interference is high.

CO-AXIAL TELEVISION DOWNLEADS

Reference No.	CELLULAR POLYTHENE.				
	G. R. 1. S.	G. R. 1. F.	G. R. 2. S.	G. R. 2. F.	G. R. 3.
Characteristic Impedance ohms.	75	75	75	75	75
Service Area	LOCAL	LOCAL	LOCAL	LOCAL	FRINGE
Attenuation dB/100 ft. at 50 Mc/s.	3.0	3.4	2.3	2.6	1.5
" " " 200 Mc/s.					3.3
Copper Conductor	1/022"	7/0076"	1/029"	7/010"	1/044"
Diam in inches:-					
Over Polythene.	0.093	0.093	0.128	0.128	0.200
" Wire Braid.	0.117	0.117	0.152	0.152	0.230
" P.V.C. Sheath.	0.157	0.157	0.202	0.202	0.290

W. T. GLOVER & CO. LTD.

MEMBERS OF THE C.M.A.

TRAFFORD PARK

MANCHESTER 17


TRAFFORD PARK 2141





30 c/s — 20 Mc/s OSCILLOSCOPE

Type 830



Y PLATE AMPLIFIER:

Frequency Response:
±2.5 db from 30 c/s-20 Mc/s.

Sensitivity:
75 millivolts per cm.

Rise-time:
30 Millimicroseconds.

TIME-BASE:

Ranges:
0.05 second to 1.5 microseconds

Operation:
Triggered or repetitive.

Expansion:
Variable up to 5 times.

Traverse:
A traverse control enables any portion of the expanded time-base to be viewed.

E.H.T. VOLTAGES:

1, 2 or 4 kV.

THE OSCILLOSCOPE TYPE 830 has been designed for general wide-band frequency work and is particularly suitable for observing pulse waveforms with very fast rise-times. The frequency response of the Y amplifier is flat from 30 c/s to 20 Mc/s and the time-base provides writing speeds up to 20 cms. per microsecond.

The mechanical design is the same as that employed in the Airmec Oscilloscope Type 723, the Cathode Ray Tube being mounted vertically and viewed through a surface aluminised mirror. The instrument may therefore be used in conjunction with the Airmec Oscilloscope Camera Type 758.

**IMMEDIATE
DELIVERY
PRICE £175**

Full details of this or any other Airmec instrument will be forwarded gladly upon request.

AIRMEC LIMITED
HIGH WYCOMBE BUCKINGHAMSHIRE ENGLAND

Telephone: High Wycombe 2060

Cables: Airmec, High Wycombe

"YOU CAN RELY ON US"

*Stockists of all Radio and Electronic components for
manufacturers, laboratories, Educational authorities,
and the amateur.*

MULLARD 510 AMPLIFIER AND G.E.C. 912 AMPLIFIER—ALL
PARTS STOCKED AND AVAILABLE ON H.P.



INCLUDING ELCOM, BULGIN, TCC, HUNTS, DENCO, ETC.
DETAILED LISTS ON ABOVE AVAILABLE
ALL AVO, TAYLOR, INSTRUMENTS FROM STOCK
NEW CATALOGUE AVAILABLE 2½d. STAMP.

RADIO SERVICING COMPANY

82, SOUTH EALING ROAD, LONDON, W.5.

Telephone : EAL. 5737

Next to South Ealing Tube (TURN LEFT) 9 to 6 p.m., Wed. 1 o'clock.

----- precision *built* components

JACKSON "O" GANG CONDENSER

CAT. No. 5250




Miniature model in 1 or 2
gang, capacities up to 365pf
swing, front area 1⅜" ×
1-17/32" including sweep or
vanes, length 1 Gang 1", 2
Gang 1⅜", Spindle ¼" dia. ×
¾" long.

Aluminium vanes, cadmium
plated steel chassis.

Price

1 Gang 7/6 2 Gang 11/6



It's reliable—if it's made by Jackson's.

Write for fully illustrated catalogue.

JACKSON BROS.
LONDON LIMITED



KINGSWAY · WADDON · SURREY. Telegrams: Walfico, Souphone, London. Telephone: CROydon 2754/5.

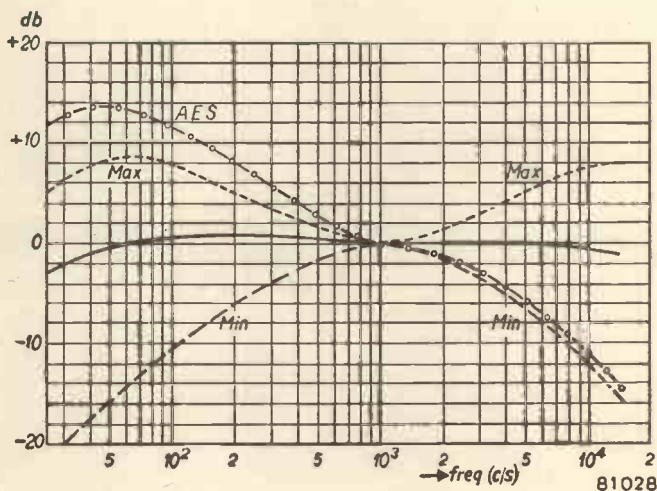


ELECTRO-ACOUSTICS

in

BOND STREET W.I.

*what's
this?*



PHILIPS NOVOSONIC 15 watt AMPLIFIER FREQUENCY RESPONSE CURVE

*it's
new*

and on view at our luxurious
BOND STREET SALON

Now you can hear the best of Audio-Acoustical equipment in conditions comparable with those at home . . . study the performance of the products of leading makers . . . obtain expert guidance on technical matters, including, if required, the installation of equipment in your own home by our specialist engineers.

Boyd's

33 NEW BOND STREET
LONDON, W.1

TO BOYD LTD., 33 NEW BOND ST., LONDON, W.1

Please send me details of Hi-Fi equipment

NAME _____

ADDRESS _____

_____ W.1.

It is understood that this places me under no obligation to buy.


valve range for equipment

This extensive range of work-proven transmitting valves fills the wide and diverse needs of communications equipment manufacturers. The performance of this valve group extends to frequencies as high as 3,000 Mc/s for 0.5W and to powers up to 6.9kW at lower frequencies.

The Mullard technical advisory service is always at the disposal of manufacturers to answer questions relating to the applications and suitabilities of these valves.

Transmitting Valve Data

◀ The chart on the left has been compiled to acquaint designers with the range and scope of Mullard transmitting valves available for communication purposes, and to facilitate the selection of suitable types for given applications. The power quoted is the maximum valve output available with Class C telegraphy operation up to the frequency indicated by the junction of the solid and broken lines. The extent to which a valve may be used at higher frequencies with reduced ratings is given by the broken line. More detailed information may be obtained from a leaflet on this range of valves and from individual data sheets—all of which are available on request at the address below.



*For a regular
smooth response curve*

You need a PHILIPS dual-cone loudspeaker

(Made in Holland)



PHILIPS ELECTRICAL LTD

Musical Equipment Department · Century House · Shaftesbury Avenue · London · W.C.2.



A special dual-cone design distinguishes Philips high fidelity speakers, resulting in energy transmissions that are almost independent of frequency. This ensures that, in an ordinary room, sound pressure within an angle of 90 degrees does not vary by more than six decibels; while the excellent spatial distribution of acoustic energy — even at the highest frequencies — is obtained by Philips choice of coupling factor between high-range and low-range cones.



The small cone acts as a high note radiator for frequencies above 10,000 cycles and also as a diffuser for frequencies below 10,000 cycles from the large cone. The large cone itself acts as a low note radiator below 10,000 cycles, and as a reflector for the high notes above this frequency. The distribution of sound over the entire frequency range is thus much wider than on a normal loudspeaker.

These loudspeakers have a very smooth response curve combined with a low resonance frequency.

The Philips dual-cone loudspeaker comes in two sizes: 8" and 12", price 6½ gns. (tax paid) and 10 gns. respectively. There is also a single-cone loudspeaker, available in the same two sizes: price £6.2s.6d. (tax paid) and £10.0s.0d. respectively.

N.B. Any of these speakers may be used on their own or with another suitable loudspeaker using a crossover unit.

For full details write to:

(PR437)

BRADMATIC

(REGD. TRADE MARK)

PRECISION HI-FIDELITY MAGNETIC SOUND HEADS

ANNOUNCING OUR NEW MINIATURE MAGNETIC SOUND HEADS

These heads incorporate all the features of our well known standard heads being of the same type of construction but are only 15 mm. in diameter.

Types available:

Type M6RP (Record/Play)
MSRP (Record/Play)
MSR (Record)
MSE (Erase)

Full details on application

BRADMATIC for hi-fi tape recording apparatus

Tape Desks,

Magnetic Heads,

Amplifiers

& accessories

Write for details. Private or Trade supplied.


BRADMATIC LIMITED

Station Road, Aston, Birmingham 6

Telephone: East 2881-2. Telegrams: Bradmatic, Birmingham.

JASON "ARGONAUT"

A.M.
F.M.
TUNING
UNIT



for building as a
Tuner or Receiver

The Jason "Argonaut" will be found ideal for those wishing to enjoy selected reception of overseas transmissions as well as the superlative quality of F.M. It is recommended particularly for experienced builders, and may be built as a tuner-unit, or self-powered unit with quality output stage. The chassis, supplied ready punched, accommodates either version. F.M. sensitivity—15 microvolts. Switching and wiring are absolutely straightforward. Supplied with chassis, dial and specially designed Jason tuning assembly. Centre front-panel holes are blocked by easily removed plastic discs.

Book of the Jason "Argonaut" by Data Publications, 2/-(2/3 post paid).

All parts (less valves) to build tuner, £10/10/-.
All parts (less valves) to build as complete receiver, self-powered, £11/10/-.

● OTHER JASON SPECIALISED F.M. EQUIPMENT

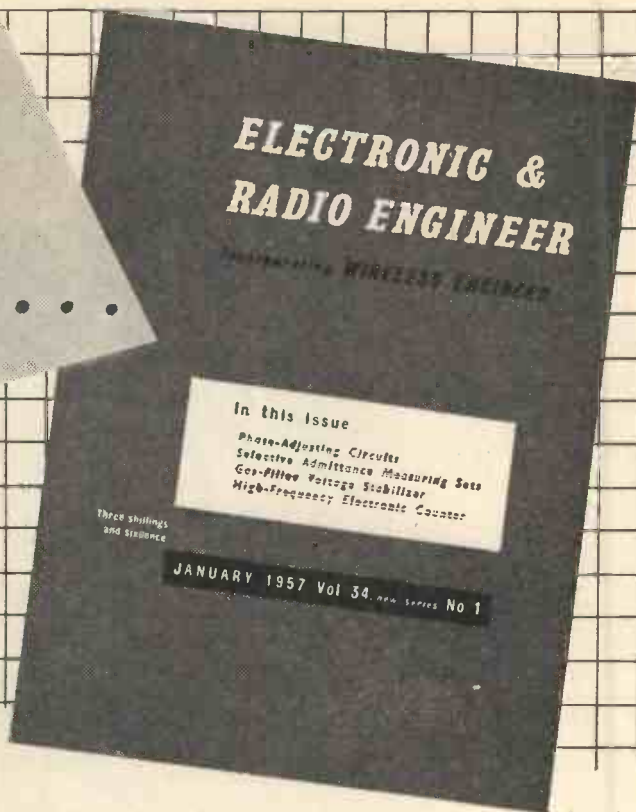
Jason quality F.M. Tuner kit: Jason Station-switched F.M. tuner, assembled. FROM LEADING STOCKISTS EVERYWHERE, or in case of difficulty, please write direct to:—

JASON MOTOR & ELECTRONIC CO.

328, CRICKLEWOOD LANE, LONDON, N.W.2

Telephone: SPEedwell 7050

**WIRELESS
ENGINEER**
becomes...



Important news for electronic engineers

For 33 years WIRELESS ENGINEER has served the world's leading engineers, designers and technicians, publishing original work of eminent physicists and research engineers. Now, under the new title of ELECTRONIC & RADIO ENGINEER, and with a 40% increase in content, its influence has been extended to include information of *more immediate application* in both electronics and radio. With the continued support of an advisory board representing Universities, the D.S.I.R., the B.B.C. and the Post Office, and with an enlarged Abstracts section, the new ELECTRONIC & RADIO ENGINEER will prove indispensable to all concerned with design, development, production, and industrial application of electronic and radio apparatus. Begin your readership with the February issue. Complete and post the coupon NOW.

A representative selection from the contents of the February and subsequent issues:

- THE B.B.C. RADIO MICROPHONE.** *By F. A. Peachey and G. A. Hunt.*
A microphone without trailing cables is provided in the form of a miniature f.m. transmitter carried on the person.
- COHERENT AND INCOHERENT DETECTORS.** *By R. Kitai.*
A comparison of the response of 'linear' and phase-sensitive detectors to signals combined with random noise.
- MICROWAVE DISSIPATIVE MATERIAL.** *By M. Y. El-Ibiary.*
Preparation and microwave electrical characteristics of plastic loaded with fine iron powder.
- MULTIPLE RESONANCE FREQUENCIES.** *By W. W. Fain.*
An empirical formula for multiple resonance frequencies derived from measurements of a number of coils.
- NON-LINEAR CIRCUIT EQUATION.** *By J. Irving and N. Mullineux.*
Solving non-linear equations by a perturbation method.
- SOLENOIDS FOR AIRBORNE APPLICATIONS.** *By A. S. Gutman.*
Design of solenoids so as to achieve minimum weight taking into consideration the equivalent weight of operating power supplies and cooling equipment.
- NETWORK MATCHING PROBLEMS.** *By J. Deignan.*
A simple graphical method of evaluating impedances in parallel.
- DILEMMAS IN TRANSMISSION-LINE THEORY.** *By R. A. Chipman.*
Some problems of r.f. transmission lines are examined and simple but exact transmission-line formulae developed.
- THE MULTI-REFLECTION KLYSTRON.** *By B. Meltzer.*
Possible efficiency is considered and a suitable electrode configuration described.

POST THIS COUPON TODAY

TO ILIFFE & SONS LTD., DORSET HOUSE, STAMFORD ST., LONDON, S.E.1

Please enter my subscription to ELECTRONIC & RADIO ENGINEER, for 1 year (12 issues) Remittance value £2 . 9 . 0 enclosed *


Please send me a specimen copy of ELECTRONIC & RADIO ENGINEER

SIGNED

ADDRESS

*Overseas Readers. Take advantage of our introductory offer of 3 years' subscription for the price of 2. Remit £4 . 18 . 0 by International Money Order or Banker's Draft today.





THE DYNATRON VHF TUNER UNIT

PROVIDES TRUE HIGH FIDELITY LISTENING

- 7/8 VALVE TUNER
- PRE-TUNED 4 FIXED FREQUENCIES
- AUTOMATIC FREQUENCY CORRECTOR

The first version of this tuner appeared over 2 years ago and was an immediate success. It became the first British pre-tuned tuner and is now generally recognised amongst radio engineers as the most advanced unit available today. It is used by the B.B.C. and relay organisations as both a main and monitor receiver.

Constant stability has been obtained by a perfected system of automatic frequency correction and four correctly tuned channels are provided by rotary switch. Maximum freedom from noise and distortion is secured by the use of a Foster-Seeley detector with two limiter circuits, the now accepted method of combating multi-path reception distortion. The compact chassis can be operated from each end by means of a single shaft with flexible couplers giving, if necessary, "off centre" operation and permitting simple installation in most radiogramophones. It is the ideal instrument to complete a high fidelity audio installation.

Two models, one with a low voltage output of 2 of a volt and the other with an extra valve as LF store giving 2 volts output, are offered. A separate power unit is also available.

Write for full details of the latest Dynatron FM Tuner and learn what true high fidelity listening means.

7-valve FM.2 LV
£25 0 6 Tax Paid

8-valve FM.2 HV
£29 3 9 Tax Paid

Power Unit P.1
£9 7 8 Tax Paid




DYNATRON

DYNATRON RADIO LIMITED
Dept. TUI03, Maidenhead, Berks.

POST OFFICE TYPE

3,000 and 600 relays
to specification



- Specialists in tropical and Services jungle finish
 - GUARANTEED TO FULL A.I.D. & I.E.M.E. STANDARDS
- PROMPT DELIVERIES, PROTOTYPES 7 TO 10 DAYS

Manufacturers to H.M. Govt. Depts. and leading Contractors

L. E. SIMMONDS LTD.

5 BYRON ROAD, HARROW, MIDDX.

Telephone: Harrow 7797/9

1.5 VOLT STABILIZERS



THE A.E. RANGE OF HERMETICALLY SEALED LOW VOLTAGE STABILIZERS

Max. operating currents: 20 mA to 1 A.
A.C. Resistances (pulsating D.C.): 1Ω to .05Ω.
Ambient temp. limits: -5°C to 70°C.
Useful frequency range: up to 10 Mc/s.

Also available with small "emergency" storage capacity. Suitable for operation in series and parallel. "Filter action" of 400 mA type at 50 c/s equivalent to 60,000μF. Applications include: "Fixed bias" operation, protective ccts., D.C. heater supplies, reference potentials, semi-conductor circuitry.

Brochure from Sole Concessionaires:
MERCIA ENTERPRISES LTD.

30 Silver St., Coventry.

from the new Mullard catalogue

Precision Pulse Generator

L141

The pulse generator type L.141 provides two main pulses with accurately controllable amplitude, duration, p.r.f., and separation, together with additional pulses for triggering or synchronising.

The amplitude of the two main pulses is continuously variable between 300 μ V and 100V, their duration from 0.5 to 100 μ s, and the separation between them from 0 to 100ms.


An internal oscillator provides repetition frequencies from 1c/s to 100kc/s.



Transistor Tester

L264

The Mullard Transistor Tester has been developed to provide a rapid means of checking general characteristics and ascertaining if a transistor has been damaged in circuit. Facilities for measuring the important parameters, α , base-collector short-circuit current gain, as well as I_{c0} and the collector turnover voltage are provided. Although designed as a simple testing unit, it has an accuracy of $\pm 5\%$.



Dual Trace Oscilloscope

L101/2

This high grade, general purpose instrument incorporates two identical amplifiers with sensitivities of 20mV/cm over a bandwidth of 4Mc/s. Voltage measurements ($\pm 5\%$) and time measurements ($\pm 10\%$) are by null methods. The time base may be free running or triggered, and sweep speeds are from 0.1 μ s/cm to 10ms/cm.



Television Line Selector

L196

The L.196 enables any normally triggered oscilloscope to give a jitter-free display of one or more lines from a television video signal. It can be used on transmitter and receiver units to display depth of modulation, d.c. levels, bandwidth, blanking, synchronizing pulses and for the examination of similar waveforms in detail.




WRITE FOR FULL INFORMATION

MULLARD LIMITED · EQUIPMENT DIVISION · MULLARD HOUSE
TORRINGTON PLACE · W.C.1 · TELEPHONE LANGHAM 6633

*** We style the sets
that set the style
most wanted overseas**

Superbly presented "Continental" cabinet stylings in rich, dark walnut with ebony and gilt reliefs and large glass dials. High performance, long range and new design speaker capable of very wide frequency response producing a realism of sound reproduction hitherto unknown.



MODEL No. 7856

With High Fidelity sound. Seven valves, eight wavebands.— Six electrically bandspread Twin speakers A.C. mains.

MODEL No. 5656

With High Fidelity sound. Six wavebands, five valve superheterodyne with electrical bandspread on 4 short wavebands.



MODEL No. 9856

Radiogramophone with 3-D sound! Push-pull output. Nine valves — electrical bandspreading on six ranges. Three speakers A.C. mains. Garrard 4-speed record changer.

AMBASSADOR

AMBASSADOR RADIO & TELEVISION LTD.,

PRINCESS WORKS,

The choice of quality minded people
BRIGHOUSE, YORKSHIRE, ENGLAND.

M. R. SUPPLIES Ltd.

(Established 1935)

Some excellent NEW OFFERS available in limited quantities. Immediate despatch, carefully packed. All prices nett.

WIRE-WOUND POTENTIOMETERS (Colvern). Brand new dual, 5,000/5,000 ohms. 10 watts, 300 deg. rotation, ball bearing. Size 3 1/4 in. dia. by 3 in. deep, with 1/4 in. shaft. Remarkable bargain 7/6 (despatch 1/6). Also Dubilier Miniature Potentiometers, 10K, 20K, or 100K, any one, 2/9 (des. 6d.).

AIR COMPRESSORS (B.T.H.). Ex-Govt. In fine condition as new. Up to 250 lbs./sq. in. Bore 1 1/4 in. stroke 1 1/4 in. (approx.). Power required about one-quarter H.P. Limited supply at only 25/- each (des. 2/-).

SHADED POLE INDUCTION MOTORS (Hoover). We have been fortunate in securing a further limited supply of these popular units. 200/250 v. A.C., very silent running. Ideal for many lab. and domestic applications, stirrers, fans, extractors, etc. SP302, torque 150 grm./cms., 950 r.p.m., 3 1/4 in. by 2 1/4 in., 27/6 (des. 1/6). Also the high duty SP302, torque 400 grm./cms., 1,200 r.p.m., 3 1/4 in. by 3 in., 39/6 (des. 2/-).

SYNCHRONOUS TIMER MOTORS. 200/250 v. 50 c. (G.E.C., brand new). Compact motors, 2 1/4 in. by 1 1/4 in. by 1 1/4 in., with 1/4 in. shaft proj. Self-starting, high torque, 6 r.p.m., suitable also for display turntables, 57/6 (des. 1/-).

MICRO-SWITCHES, single-pole "make" or "break" at choice. 5 amps. A.C. Dolly proj. 1/4 in. New, boxed, 3/- post paid.

AMMETERS. 0/5 amp. D.C., m/coil, 2 in. square flange. Another rare opportunity. 12/6 (despatch 6d.). Also 2 in. round, 0/600 microammeters D.C. m/coil., 17/6. Also 2 1/4 in. round 0/20 volts A.C./D.C., m/iron, 10/6.

ELECTRIC FANS for light cooling and extraction, still projectors, etc., 200/250 v. A.C. shaded pole motor and 6 in. dia. impeller, quiet running, 26/- (despatch 1/-).

HIGH DUTY AIR BLOWERS. Powered with B.T.H. type CPS 2,615 repulsion-induction motor, 250/250 v. 50 c. 1 ph. Estimated delivery 1,500 c. ft. per min. Overall length 24 in., width 20 in., height 15 in. Inlet 7 in. dia. Outlet 7 in. by 3 in. Weight approx. 1 cwt. Brand new in original cases, £22/10/- (despatch mainland 20/-). Sketch, if required, furnished on request. Many very satisfied industrial users.

SYNCHRONOUS TIME SWITCHES. 200/250 v. 50 c. Brand new Sangamo-Weston. In compact black housing, 4 in. dia. by 3 1/4 in. deep, providing up to three on-off operations per 24 hours, with day-omitting device (use optional). Capacity 20 amps. A.C. £5/8/6 (despatch 2/-). Two-circuit model (Smith's Relay), £6/18/-.

COMPLETE SEWING MACHINE MOTOR OUTFITS. There is no better quality job at any price. 200/250 v. A.C./D.C., fitted radio and TV suppressors, including motor with fixing bracket, foot control, needle light, with switch, belt, etc., with instructions for fixing to any machine, £5/15/- (despatch 2/9).

EXTRACTOR FANS. Very well made new units at much below normal price. 200/250 v. A.C. (induction motor, silent running, no interference). With mounting frame and back grille, ready for easy installation. With 8 in. impeller (12,000 c. ft./hr.) £5/5/- With 10 in. impeller (15,000 c. ft./hr.), £5/12/6 (despatch either, 3/-).

DRAYTON RQ. REVERSIBLE GEARED MOTORS. 230/250 v. 50 c. 1 ph. capacitor/induction. Final speed 10 r.p.m. double ended shaft, constant speed, continuous rating. Very limited quantity. £8/17/6 (des. 2/6). These are new and perfect. We hold large stocks of other P.H.P. geared motors. Our list GM/355 sent on request.

M. R. SUPPLIES Ltd., 68, New Oxford St., London, W.C.1.

Telephone: MUSeum 2958

THE
**BRITISH NATIONAL
RADIO SCHOOL**

ESTD. 1940

NOW IN OUR SIXTEENTH YEAR
AND STILL

**NO B.N.R.S. STUDENT
HAS EVER FAILED**

to pass his examination(s) after completing
our appropriate study course.

Our Secret?

Sincerity, Long Experience, Family
Ownership, Pride of Service and a
genuine attempt to mould the "Course"
to the student.

A.M.Brit.I.R.E. and CITY and GUILDS Radio and
Telecommunications Exams, etc., etc.

PRINCIPAL,
BRITISH NATIONAL RADIO SCHOOL
2, CANYNGE ROAD, CLIFTON, BRISTOL, 8
Tel. BRISTOL 34753

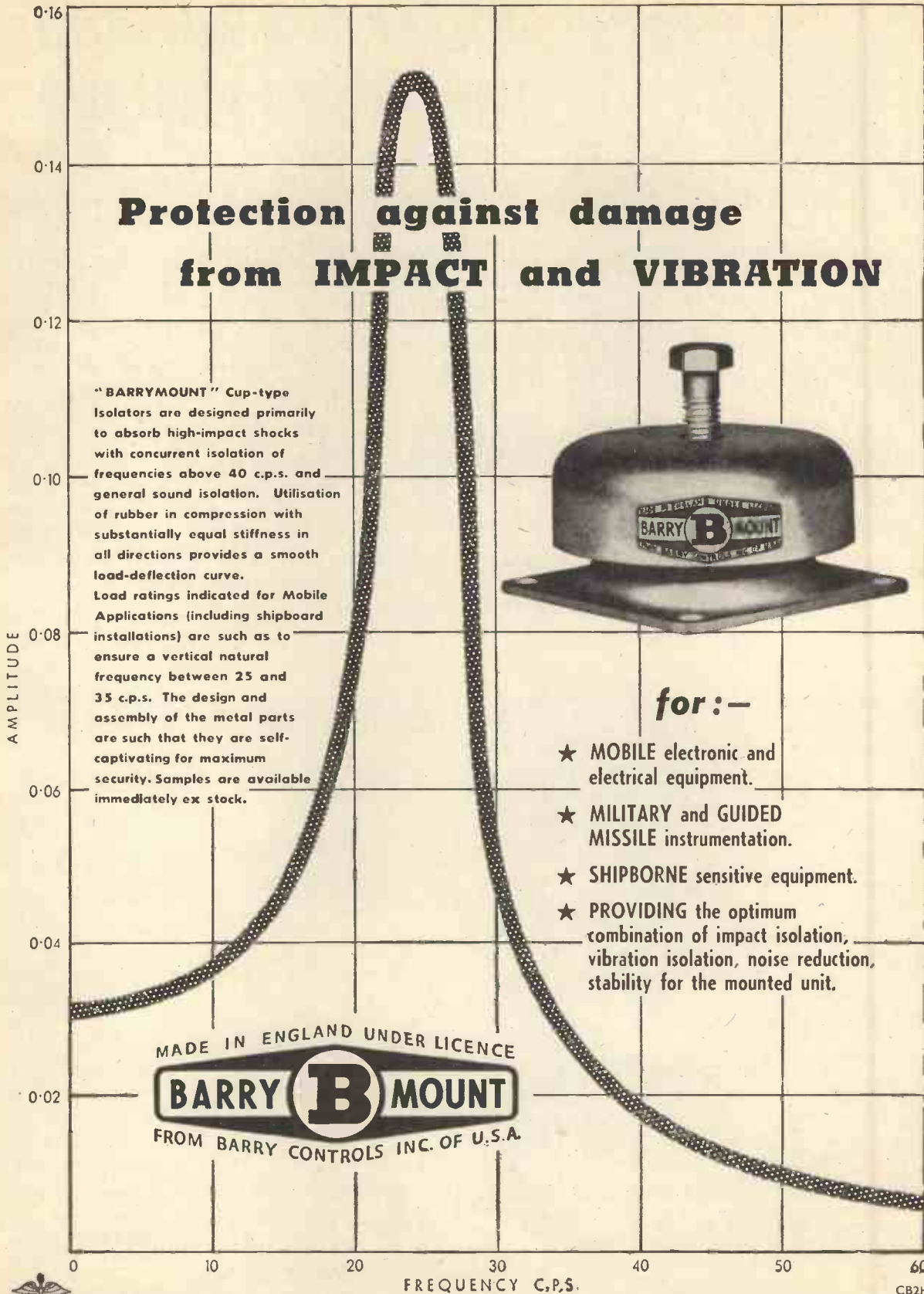
Protection against damage from IMPACT and VIBRATION

"BARRYMOUNT" Cup-type Isolators are designed primarily to absorb high-impact shocks with concurrent isolation of frequencies above 40 c.p.s. and general sound isolation. Utilisation of rubber in compression with substantially equal stiffness in all directions provides a smooth load-deflection curve. Load ratings indicated for Mobile Applications (including shipboard installations) are such as to ensure a vertical natural frequency between 25 and 35 c.p.s. The design and assembly of the metal parts are such that they are self-captivating for maximum security. Samples are available immediately ex stock.



for:—

- ★ MOBILE electronic and electrical equipment.
- ★ MILITARY and GUIDED MISSILE instrumentation.
- ★ SHIPBORNE sensitive equipment.
- ★ PROVIDING the optimum combination of impact isolation, vibration isolation, noise reduction, stability for the mounted unit.




MADE IN ENGLAND UNDER LICENCE
BARRY B MOUNT
 FROM BARRY CONTROLS INC. OF U.S.A.



Write for technical bulletins:

CEMENTATION (MUFFELITE) LTD., 20 Albert Embankment, London, S.E.11. Tel.: RELiance 6556

CB2b



IN-LINE AERIALS WITH COMBINED COUPLING

Patent Application 37189/1954.

The first combined Aerial patented and offered, needing NO MATCHING LINES, ONLY ONE JUNCTION BOX from which both frequencies are fed to a common download, and NO FILTER.

Maximum energy transfer is gained by supplementing direct coupling with additional electronic coupling obtained by the "arrow" formation of the Band III elements corresponding exactly with the lobes of the larger elements polar diagram when receiving Band III. The folded dipole has been retained, being found essential for accurate matching at the higher frequency.

Furthermore, this design allows the full use of reflectors and consequent advantage of high directivity.

WOLSEY



Pacemakers to the Aerial Industry

WOLSEY TELEVISION LIMITED

43/45 Knight's Hill, West Norwood, London, S.E.27
Telephone: GIPsy Hill 2207

(Electronics Division, Gas Purification & Chemical Co. Ltd.)

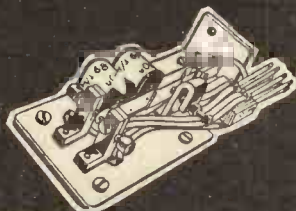
A/HL+4 £5.0.0 Aluminium alloy close-butt elements

Please send for details of other models.

W.23

RELAYS

P.O. TYPES
MANUFACTURED
TO YOUR
SPECIFICATION
**PROMPT
DELIVERY**



3000 TYPES

COILS up to 80,000Ω.
CONTACTS up to 8 c/o's
Tropicalizing and impregnating to order.
600 and HIGH-SPEED TYPES also Supplied.



**LARGE
STOCKS
OF
KEYSWITCHES**

THE KEYSWITCH CO.

ALL POST OFFICE EQUIPMENT


Enquiries to Sales Manager

126 KENSAL ROAD, LONDON, W.10

Telephone: LAD. 0666, 4640 Grams: "Fonequipt", London, W.10

Contractors to Home & Overseas Governments & H.M. Crown Agents

EDDYSTONE COMMUNICATION RECEIVERS



Model 840A illustrated

Cash Prices and Statutory Terms

Model	Cash Price	Deposit	8 Monthly Payments of
820	£38 0 0	£4 6 8	£4 6 8
840A	£55 0 0	£6 8 4	£6 8 4
750	£78 0 0	£9 2 0	£9 2 0
888	£110 0 0	£13 16 8	£13 16 8
680X	£120 0 0	£14 0 0	£14 0 0

Cash price if paid in 6 months by Bankers order.

Carriage paid per passenger train.

Model 840A is for A.C. or D.C. 110/250 v.; 750 and 680X 110/240 v. A.C. These sets are the choice of the discerning professional and amateur users. Descriptive literature gladly forwarded.

Latest EDDYSTONE Component Catalogue 1/-



**The
Eddystone
Specialists
SERVICES LTD.,**

55 COUNTY ROAD, LIVERPOOL, 4

Telephone: AINTREE 1445 ESTAB. 1935

Branch address: MARKET CROSS, ORMSKIRK

TRANSFORMERS



CAST RESIN TRANSFORMERS

Give complete mechanical and climatic protection for core and windings. Good heat dissipation.

HERMETICALLY SEALED "C" CORE UNITS

A complete range covering transformers from 1 Va to 2 kVa and the usual range of chokes.

POTTED COMPOUND FILLED TRANSFORMERS

A wide range of capacities for transformers and chokes. Complete reliability. Suitable for exacting industrial and climatic conditions.

SHROUDED AND OPEN-TYPE TRANSFORMERS

Combines first-class engineering with a popular highly competitive product. Vacuum impregnated and rigidly tested.

MICROPHONE TRANSFORMER

for use with moving coil microphone, minimum hum, pick-up and maximum efficiency.

In addition to the types shown, we manufacture a great variety of Transformers for all electronic applications. Also Power Transformers up to 750 kVA.

WODEN TRANSFORMER CO. LTD.
BILSTON, STAFFS. Tel. BILSTON 41959

Catalogues available on request.

SM/W2683

PHILIPS 10-WATT NOVOSONIC HI-FI EQUIPMENT

**SOUNDS SUPERLATIVE
 —AND LOOKS SUPERB**

It consists of two separate units, each a beautiful piece of high-quality furniture. One contains the two speakers: 12in. for bass (in a special acoustically treated enclosure) and 7in. dual-cone for treble. The other houses the 10-watt amplifier, with its adjustable controls for treble, bass, and tone and provides space for any type of sound source—record reproducer, radio, or tape deck. **Price 77 Gns.**



PHILIPS 3-SPEED RECORD CHANGER complete with Philips Diamond Stylus for L.P. and Sapphire for 78 r.p.m. records. **PRICE 18 Gns.**

"POLYMAX" UNBREAKABLE INSULATORS



STAND-OFFS: 1/2in., 6d.; 1in., 9d.; 1 1/2in., 1/—
 FEEDTHRU 1/3; BEEHIVE 2/—

TRANSISTORS

Full range of Transistors including all Components for Mullard 200 mW. Amplifier and TCC Midget Capacitors.

**SIDE-BY-SIDE COMPARISON
 IN OUR DEMONSTRATION ROOM**

OF

- ACOS
- ACOUSTICAL
- ARMSTRONG
- CHAPMAN
- COLLARO
- CONNOISSEUR
- GARRARD
- GOODMAN'S
- LEAK
- LENCO
- ROGERS
- RCA
- TANNAY
- W.B.
- WHARFEDALE.

"Q-MAX" CHASSIS CUTTERS

The easiest and quickest way of cutting holes in SHEET METAL.

	each
1" or 1 1/4" (a)	12/9
1 1/2" (a)	13/9
1 3/4" (b)	16/-
2" (b)	16/-
2 1/4" (b)	18/-
2 1/2" (b)	18/-
2 3/4" (b)	20/6
3" (c)	33/6
2 1/2" square	38/6
Keys (b)	25/6
(a)	1/-
(b)	1/6
(c)	2/3



Patent No. 619178

"Q-MAX" MODEL G.D.O.—IA GRID DIP OSCILLATOR



is an ideal instrument for the determination of tuned circuit resonant frequency, tuning transmitters without application of power, for the determination of coil mutual and stray inductances and both fixed and stray capacitances. Covers 1.5 to 300 Mc/s. in eight ranges. **PRICE 12 Gns. Complete.** (Or 6 Gns. Dep. and 12 monthly payments of 11/7.)

BERRY'S


(SHORT WAVE) LTD.

25, HIGH HOLBORN, LONDON, W.C.1
 Tel.: HOLborn 6231/2

ALL COMPONENTS FOR
 OSRAM 912 PLUS
 MULLARD 5/10
 ALSO LAB & WELWYN
 HI-STABS & TCC
 PRECISION CONDENSERS

A VACANCY OCCURS ON OUR SALES STAFF FOR A FULLY TECHNICAL SENIOR SALES.

S.R. 3-4 WATT AMPLIFIER



PRICE **£5.15.0** Plus 3/6 postage and packing

High quality three valve three watt amplifier for A.C. Mains 200/250 volts. Four controls give a wide tone variation. 3 ohm speaker output. Chassis fully isolated. Valve line-up: 6SG7, 6V6, 6X5. Bronze finished chassis size 8in. x 4in. x 5in. high. Supplied built and tested, and guaranteed for twelve months (90 days valves).

BUREAU CABINET



A well-designed bureau-type cabinet in a medium size. Veneered in a highly figured walnut. Outside dimensions: length 29½in., depth 16in., height 32in. Sloping control panel on right-hand side approx. 13in. x 10½in. Removable baseboard on right-hand side approx. 13½in. x 13in. Large storage compartment located inside the cabinet, above motor board.

PRICE **12 GNS.** Packing and carriage 20/-

TERMS: Cash with order or C.O.D. (U.K. and N. Ireland only).

THE SUPEREX "55" BATTERY PORTABLE

- FOUR VALVE SUPERHET
- LONG WAVE MEDIUM WAVE
- LARGE ELLIPTICAL SPEAKER
- MINIATURE 87G VALVES



CABINET SIZE
10½in. x 8½in. x 4½in.

BUILDING COST **£7.15.0** plus 4/- carriage

SEND 1/6 FOR CONSTRUCTION BOOK

REPLACEMENT CHASSIS. Complete A.M. and A.M./F.M. Radiogram Chassis and Tuner Units. Ready built and fully guaranteed. Only require connecting to speaker and mains. A cheap way of modernizing your old radiogram.

RECORD PLAYERS. Latest four speed autochangers and single play units by Collaro, BSR and Garrard.

HIGH FIDELITY AMPLIFIERS. We can supply any of the high-quality amplifiers and pre-amplifiers by LEAK, QUAD, ARMSTRONG, GRAMPIAN and WHITELEY; also home construction kits suitable for OSRAM 912 and MULLARD 510.

QUALITY SPEAKERS. A good quality speaker is an essential part of any radio or sound system. Always in stock, speakers from 3½in. to 12in. by GOODMANS, WHITELEY, WHARFEDALE, G.E.C. and ELAC.

SUPERIOR BUREAU



An elegant cabinet in richly figured walnut veneer, internal panels in polished sycamore. A drop front lid covers a sloping, uncut control panel (16in. long x 10½in. high) alongside which is an uncut baseboard (15½in. long x 13½in. back to front). The inside of the drop front lid is panelled in beige leatherette. In the lower part of the cabinet are two large storage cupboards (13½in. high, 7½in. wide, 16½in. deep). The lid and cupboard handles are in chased Florentine bronze. Overall dimensions (33in. high, 34in. long, 16½in. deep). **GNS.** PRICE **16½** Plus 25/- carriage.

Superior Radio supplies
37 HILLSIDE, (HARROW ROAD) STONEBRIDGE, N.W.10. Elgar 3644

SHOP OPEN: 9 a.m. to 6 p.m. Monday to Saturday; 1 p.m. Thursday.

ALWAYS "FIT"



CASTORS
THE WORLD'S BEST

CONTRACTING TUBE ADAPTOR

For 7/8", 1", 1 1/8", 1 1/4" tubes, Quickgrip Adaptors are fitted by hand as no tools are required. 2", 2 1/2", 3", and 4" wheels may be used.

Ask for Brochure and pages 8, 25, 57.

Numerous other types of head fittings available.



Engineers, Patentees and Sole Manufacturers

AUTOSET (PRODUCTION) LTD.


DEPT. "H," 75-81 STOUR STREET BIRMINGHAM, 18

EDG. 1143 (3 lines). Estd. over 35 years. **AT18**

Please mention "Wireless World"

HUNTON will cut your press tool costs for PROTOTYPE and PRE-PRODUCTION RUNS!

THE UNIVERSAL BOLSTER OUTFIT USING STANDARDISED PUNCHES AND DIES FOR SHEET METAL PIERCING AND BLANKING ON FLY PRESSES



STUDY THESE ADVANTAGES

- Specialised range of Chassis Piercing and Forming Tools for the Radio and Electronics industries.
 - To get you started—standardised Punches and Dies ½in. to 3½in. dia. in 1/32in. sizes from stock.
 - At short notice, Standardised Tools or square, oblong and other shapes.
 - Adjustable Gauges for exact location of work. Automatic and Positive Stripping of material from Punch.
- † in London and Home Counties ask for a practical demonstration in your own works. Alternatively, write for illustrated price list W.W.

HUNTON LIMITED

PHOENIX WORKS, 114-116, EUSTON RD., LONDON, N.W.1. Tel.: EUSton 1477 (3 lines). Grams: Untonexh, London.

PLASTICS AT YOUR SERVICE

"UNDULITE" TRANSLUCENT CORRUGATED SHEETS

GLASS FIBRE REINFORCED MOULDINGS

VACUUM FORMED THERMOPLASTIC SHEET & FABRICATIONS

"ASHLAM" LAMINATES

GLASS FIBRE REINFORCED LAMINATES

Ashdowns Limited is a subsidiary of Pilkington Brothers Limited "ASHLAM" & "UNDULITE" are the registered trade marks of Ashdowns Limited

ask Ashdowns

ASHDOWNS LIMITED

ECCLESTON WORKS, ST. HELENS, LANCS. Tel : St. Helens 3206

PRECISION High Fidelity 4 SPEED TRANSCRIPTION UNITS

WITH VARIABLE SPEED ADJUSTMENT.

MAIN FEATURES

- Speed continuously variable from 29 r.p.m. to 86 r.p.m. Pre-set adjustable "click-in" position for 78, 45, 33½ and 16 r.p.m. Playing old celebrity discs requiring speeds above 78 r.p.m. Tuning record pitch to a musical instrument. Correcting for mains frequency variations.
- Accurately balanced heavy precision made turntable eliminates Wow and Flutter.
- Unique VERTICAL EDGE-DRIVE PULLEY principle, eliminates Rumble.
- Less than 1% change in speed for up to 13% change in Line Voltage.
- Large resilient 4-pole constant velocity motor.
- Model G.L.50/4 and G.L.56 fitted with weight adjustable precision Pick-up-Arm with plug-in shell, incorporating the Superb Goldring Variable Reluctance Cartridge No. 500.



GL50/4



GL55

TYPE GL50/4 Low Loading velocity operated Automatic Stop Price £15.15.0 P.T. £6.2.10

TYPE GL55. Without Pick-up. FITTED WITH BAND LOCATION DEVICE Price £12.12.0 P.T. £4.18.4

TYPE GL56. Complete with Pick-up. FITTED WITH BAND LOCATION DEVICE Price £16.16.0 P.T. £6.11.0

DIAMOND STYLUS EXTRA £3.15.0 P.T. £1.9.3

Write for technical reports to—

THE GOLDRING MANUFACTURING CO. (GT. BRITAIN) LTD.

486/488, HIGH ROAD, LEYTONSTONE, LONDON, E.11. LEYtonstone 8343-4-5

EXECUTIVES REQUIRE CRISP, CONCISE REPORTS—DICTATE THOSE DETAILS IN YOUR CAR! VALRADIO DC/AC CONVERTERS MAKE DICTATING MACHINES AND TAPE RECORDERS MOBILE



For use too with Record Changers, Radiograms, Electric Gramophones, Television Receivers, and T.V. from country house lighting plants. (Prices according to instrument.)

INPUTS . ENTRÉES . ENTRADAS
6, 12, 24, 32, 50, 110 or 200/250 v.
OUTPUTS . SORTIES . SALIDAS
110 v. or 230 v. AC, 50 or 60 c/s., 30 to 300 w.

Prices DC/AC Converters:
From £8/16/- for Small Motors.
From £11/16/- for Radiograms (including 3-speed Types).


Units complete and ready for use. **VALRADIO.** Write for descriptive folder, WW/C. ACCEPTED AS THE STANDARD by RADIO MANUFACTURERS, the Trade and the Aircraft industry.

Les rapports destinés aux chefs de service doivent être rédigés d'une façon bien concise—ditez-les donc dans votre voiture!
Les convertisseurs C.C./C.A. "VALRADIO" consentent la mobilité aux machines à dicter et aux enregistreurs sur bandes.
Ils peuvent également être utilisés pour changeurs de disques, appareils combinés, électrophones, téléviseurs, etc., parant d'installations d'électricité particulières.

Las relaciones destinadas a los jefes tienen que redactarse de modo muy conciso—díctenlas en el coche!
Los inversores C.C./C.A. "VALRADIO" a las prestan movilidad a las máquinas de dicitar y a los grabadores de cinta.
También pueden utilizarse para cambiadores de discos radio-combinados, gramófonos eléctricos, aparatos de televisión, etc., aprovechando las instalaciones eléctricas privadas.

Specialists in converters since 1937. **VALRADIO LIMITED.**
BROWELLS LANE . FELTHAM . MIDDX. . Phone: Feltham 4242/4837
OVERSEAS ENQUIRIES TO: DEMANDES D'OUTRE-MER A:—
TODA INFORMACION DE EXPORTACION HA DE PEDIRSE A:—
E.M.I. SUPPLIERS LTD . HAYES . MIDDLESEX . ENGLAND.

A NEW *Dulci* TRIUMPH IN SOUND REALISM!



At low cost!

Model G.A.4. HIGH FIDELITY AMPLIFIER

4-watt 4-valve circuit with a frequency response of 40-15,000 c.p.s. Neat Control Panel, size 6in. x 4in. on fly leads for individual mounting (main chassis, 14in. x 4in. x 5 1/2in.). Input selector switch matching to Radio, L.P. and 78 r.p.m. records. Separate Bass and Treble Controls giving wide range of cut and lift. Volume Control Mains Switch. Rotatable Mains Transformer for hum cancellation. Price £9/9/-.

F.M. (VHF) TUNER

Outstanding design and performance. Self-powered to work direct into your Amplifier or Radio. Magic Eye tuning indicator. 3-stage I.F. amplifier. Preset output level. Panel size 10 1/2in. x 5 1/2in. (cut out 9 1/2in. x 5in.). Switching incorporated for connection to Pickup sockets, Amplifiers and Tape Recorders. 75 ohm. Aerial input. Negligible radiation. Highly sensitive and designed for top quality reproduction. Price £17/10/3 inc. tax.

MODEL H.4.T

A Self Powered AM/FM TUNER CHASSIS. Designed for high sensitivity and quality performance. Covering V.H.F., Short, Medium and Long Wavebands. Ideal for use with high-fidelity Amplifiers. Magic Eye Tuning Indicators. Full A.G.C. Chassis size 8 1/2in. x 12in. x 7 1/2in.

Price £20/17/0 inc. tax.

Direct from Manufacturers to all other Enthusiasts
Write for details to Ref: W.W.

THE DULCI COMPANY LTD

97/99 VILLIERS ROAD LONDON N.W.2. WILlesden 6678



S.G. Brown AUDIO AIDS

Handphones with individual volume control. Ideal for use with church and cinema deaf aid installations or for individuals with impaired hearing. They provide the essential clarity of reception when listening to Radio and T.V. Send for Brochure "W" of all types available. If desired, advice is given on selection of type most suited to individual needs.

S. G. Brown provide Headphones and associated equipment for all known purposes.

S.G. Brown, Ltd.

SHAKESPEARE STREET, WATFORD, HERTS.

Telephone: Watford 7241

Good ELECTRICAL EQUIPMENT

is Better

with NEON

Indicator LAMPS

For all A.C. or D.C. mains voltages—long life—negligible power consumption—extreme reliability.



MAY WE SEND YOU A DETAILED FOLDER ?

HIVAC LIMITED
STONEFIELD WAY, VICTORIA ROAD
SOUTH RUISLIP, MIDDLESEX

Telephone: Ruislip 3366

ARE THESE YOUR PROBLEM ?

If so, then we can help you! The efficient and highly adaptable Dynatron Cabinet Racks and Instrument Cases are used extensively by Government Departments and Research Establishments. As instrument manufacturers of wide experience, we are aware of the problems which can arise from inefficient racks and cases. We have made it our business to design and produce a standard range of high quality Cabinet Racks and Instrument Cases, which will meet exacting requirements and are available at competitive prices.

Alternative types of cabinet racks are available—open or with doors and they can be supplied with or without a mobile base. Constructed of the best quality steel, outstanding features include ample ventilation, cable entry facilities, bonded posts and mains input junction box together with earthing bus bar and cable clamps. In fact nothing has been left to chance and all racks can be supplied finished in any specified colour.

Our instrument cases uphold the same standard of design and workmanship. They are constructed of steel with ample ventilation louvres, and facilities are provided to enable stacking. These instrument cases can be supplied with a special fan cooling unit if required and finished in any specified colour.

Let us know your problem; it can probably be solved from our standard range; if not, we would be pleased to quote to your individual specification.



DYNATRON

Nucleonics & Electronics Department,
Maidenhead, Berks. Maidenhead 3811

Scalers, Pulse Generators, Pulse Analysers, Power Units, Probe Units, Communications Receivers, Instrument Racks.

MODERN ELECTRICS LTD.

164 Charing Cross Road, London, W.C.2.

Tel.: Temple Bar 7587.
Covent Gdn. 1703.

Cables: Modcharex, London.
Prompt attention to post orders.

Export enquiries invited.

Correspondence in French or English.

TAPE RECORDERS

- GRUNDIG TK5 46 gns.
- GRUNDIG TK8 72 gns.
- GRUNDIG TK820/3D 98 gns.
- SIMON 75 gns.
- FERROGRAPH 2A/N 76 gns.
- FERROGRAPH 2AN/H 86 gns.
- VORTEXION 2A ... 80 gns.
- VORTEXION 2B £99
- BRENELL 3 SPEED 48 gns.
- ELIZABETHAN 65 gns.

- Recording Tapes from stock
- | | | |
|--------------|----------|--------|
| | 1,200ft. | 600ft. |
| FERROGRAPH | 45/- | 26/9 |
| GRUNDIG BASF | 40/- | 25/- |
| SCOTCH BOY | 35/- | 21/- |
| EMI 77 | 48/- | — |
| EMI 88 | 35/- | 21/- |
| AGFA | 37/6 | 22/6 |
| GEVAERT | 35/- | 21/- |
| PURETONE | 20/- | — |
- SCOTCH BOY, EMI, BASF, LONG PLAY TAPES

TAPE DECK

- WEARITE £35 0 0
- COLLARO Transcriptor £20 0 0

GARRARD AUTO UNITS

- RC98 4 speed £19 17 7
 - RC88 4 speed £17 18 8
 - RC121D 4 speed £13 13 10
- ### TRANSCRIPTION UNITS
- Connoisseur £28 11 0
 - Garrard 301 £26 8 3
 - Lenco £17 10 4

SPEAKERS

W.B. STENTORIAN

- HF816 £6 17 0
- T816 £6 10 0
- HF812 £4 3 6
- HF912 £4 8 6
- HF1012 Universal coil £4 19 9

GOODMANS

- Axiom 150 Mk. II..... £10 15 9
- Axiom 22 £15 9 0
- Axiette £6 18 6

WHARFEDALE

- WISCS £17 10 0
- Super 12CS/AL..... £17 10 0
- W12/CS £10 5 0
- Golden 10 CSB £8 14 11
- Super 8CS/AL £7 6 11
- Super 3 £7 0 11
- Bronze 10in. £4 17 3
- Bronze Bin. £3 10 0
- W.B. Crossover Unit £1 10 0
- W.B. Tweeter Unit... £4 4 0
- Kelly Ribbon Tweeter £12 12 0

TEST EQUIPMENT

AVO

- Model 8 £23 10 0
- Model 7 (latest) £19 10 0
- Uniminox Mk. II £10 10 0
- Electronic Meter £40 0 0
- Wide Band Sig/Gen. £30 0 0
- Valve Characteristic Meter Mk. III £75 0 0
- D.C. Minor £5 5 0
- 10kV Multiplier for Model 8 £3 5 0
- Carrying Cases for Models 7, 8 and 40 £3 0 0

ADVANCE

- H.1. (Sig./Gen.)..... £28 0 0
- E.2. (Sig./Gen.)..... £32 10 0
- P.1 £22 5 0
- J.2 £45 0 0

COSSOR

- Oscilloscope 1035 ...£120 0 0
- Oscilloscope 1052 ...£104 0 0
- Volt: Calibrator 1433 £18 5 0

TAYLOR

All new Taylor Test Gear In stock

PICKUPS AND PLAYERS

- ACOS, DECCA, COLLARO, CONNOISSEUR, LEAK, FER-RANTI, B.J., GARRARD, PHILIPS.

MICROPHONES

ACOS

- Mic 22 (Crystal) £4 4 0
- Mic inserts for above £1 0 0
- Mic 33-1 £2 10 0
- Mic 35-1 (Crystal) ... £1 5 0

LUSTRAPHONE

- M/C High Imp. £5 15 6
- LFV59 Dynamic £8 18 6

RESLO

- VMC (low imp.) £6 0 0
- RBL/T..... £8 15 0

FILM INDUSTRIES

- Ribbon £8 15 0

MICROPHONE STANDS

- Floor, 3 extensions ... £3 12 6
- Table Stand £1 5 0

LEAK AMPLIFIERS

- TL.10 complete £28 7 0
- Point 1, TL.12 £28 7 0
- Point 2, TL.25 £34 7 0
- RCA £48 0 0

- QUAD, Mk. II £42 0 0
- MULLARD £18 18 0
- E.A.R. 4 watt £9 9 0
- TRIX 4 watt £16 10 0

ALL GARRARD, CONNOISSEUR, DECCA and COLLARO HEADS. SAPPHIRE and DIAMOND STYL! for the above HEADS NOW AVAILABLE.

METERS

To B. S. 89 Calibrated and scaled to your requirements.

DEVELOPMENT & PRODUCTION PROBLEMS ASSISTED BY PROMPT DELIVERY

Stockists of:

ERNEST TURNER, BALDWIN,
EAC, WEIR and LEADING
MANUFACTURERS
INSTRUMENTS.

MOVING COIL, MOVING
IRON, THERMO COUPLE,
ELECTROSTATIC.

CIRCULAR (Flush or Projecting),
SQUARE, RECTANGULAR, &
INDUSTRIAL PATTERNS.

We can supply meters with Non-Standard Current and
Voltage Ranges to any specification. DELIVERY 14-21 days.

Manufacturers of:

ELECTRONIC TEST EQUIPMENT, NETWORK ANALYSERS, EDU-
CATIONAL, GEOPHYSICAL and SPECIAL INSTRUMENTS, PORTABLE
MULTIRANGE TEST SETS at 1 megohm per Volt, ELECTRONIC
INSULATION TEST-SETS.

May we quote for your requirements?

ANDERS ELECTRONICS LTD.

91, HAMPSTEAD RD., LONDON, N.W.1. EUS1on 1639

Suppliers to Govt. Depts., B.B.C., Tech. Colleges,
Leading Manufacturers & Research Laboratories



Typical 2½" &
3½" Round Flush
Pattern



Illustrated above is a Type SJ
Crystal Unit from a range
covering 3-20 mc/s and on the
right is a Type SM Crystal
Unit from a range covering
3-20 mc/s.

BROOKES

Crystals
for
DEPENDABLE
frequency
control



All Brookes Crystals are made to exacting standards and
close tolerances. They are available with a variety of bases
and in a wide range of frequencies. There is a Brookes
Crystal to suit your purpose—let us have your enquiry now.



Brookes Crystals Ltd

Suppliers to Ministry of Supply, Home Office, B.B.C., etc.
181/3 TRAFALGAR ROAD, LONDON, S.E.10
Phone: GREenwich 1828 Grams: Xtals Green, London

RCA MODEL AVT-22-B 5 kW TRANSMITTERS, RF UNITS
Spares, and associated equipment.

RCA TRANSMITTERS. Type ET-4331. 1 kW. (telephone);
1.4 kW. (telegraph). Frequency range 3 Mc/s to 20 Mc/s.

RCA TRANSMITTERS. Type ET-4336. Complete with original
speech amplifier, crystal-multiplier and VFO units. Unused and re-
conditioned. Can be supplied with very large quantity of spares.

HALLICRAFTERS BC610 TRANSMITTERS, with 'all
associated equipment.

COLLIN'S T.C.S. 6, 9, 12, 13. Complete equipment:—Trans-
mitter, Receiver, Rotary Converter (12 v.), Remote Control,
Aerial Coupling Unit, Microphone, Key and Connecting Cables.

MULTI-CHANNEL TRANSMITTER T-4/FRC, with modu-
lators MD-1/FRC, 2 Mc/s to 18 Mc/s. Each channel 400 w. output.
W.S. No. 19 & 22. Both complete with installation kit.
Tropicalised.

V.H.F. TRANSMITTER Type 1131B or J. Frequency coverage
100/156 Mc/s. 500 watt output. Tropicalised.

A.R.88Ds, AR88 LF's, R.109.

METAL RECTIFIERS Type IB, D.C. output 10 amps. at 22 v.,
input 200/250 v., 50 c/s.

Working demonstration upon request.

SPARES A large selection available for SCR399 (BC610)-
ET4336, SCR610, EE3 Telephones, and Tele-
printers type 7B.

TX VALVES 805, 807, 813, 861, 66A, 100TH, 250TH, and many
others.

Large stock of Tx condensers crystals, and other components.

P.C.A. RADIO

Offices and Works

BEAVOR LANE, HAMMERSMITH, LONDON, W.6

Telephone: RIV 8006/7

WALMORE ELECTRONICS LIMITED

PHOENIX HOUSE, 19/23 OXFORD STREET,
LONDON, W.1.

Telephone: GERrard 0522 Cables: Valvexpor

For immediate response Telex London 8752.

EXPORTERS OF RADIO, TELEVISION AND
INDUSTRIAL TUBES, HAVE PLEASURE IN
INTRODUCING THEIR BRAND



AND INVITE ENQUIRIES FROM BUYING
AND CONFIRMING HOUSES EXCLUSIVELY
FOR EXPORT

SUPPLIERS OF RADIO COMPONENTS
ELECTROLYTICS, AND CATHODE RAY
TUBES.

INTRODUCING THE LINEAR 'DIATONIC'

A HIGH FIDELITY ULTRA LINEAR AMPLIFIER WITH INTEGRAL PRE-AMP

A special feature is the compactness of the unit. Full advantage has been taken of latest component miniaturisation developments to produce a 10-watt Hi-Fi push-pull amplifier incorporating tone control preamplifier stages within the measurements of 10 x 6 x 6in.

In addition two high impedance input sockets are provided for microphone and gram, etc. Each input has its associated vol. control, five B.V.A. (Mullard) valves are employed, ECC83, ECC83, EL84, EL84, EZ81.

H.T. and L.T. power supply point is included for a radio tuner.



SIZE ONLY 10—6—6ins.

Weight 12½lbs. Power consumption 90 watts
For 200-230-250v. 50 c.p.s. A.C. mains.
Outputs for 3 and 15 ohm speakers.

Chassis finish stoved gold
—Bronze hammer.

Retail Price

12 GNS.

Send S.A.E. for descriptive literature.

TRADE AND EXPORT ENQUIRIES
to

FREQUENCY RESPONSE
± 2 d.b., 30-20,000 c.p.s.

MAXIMUM POWER OUTPUT
In excess of 11 watts.

RATED OUTPUT 10 WATTS.

SENSITIVITY

Volume (1) 22 millivolts for rated output.

Volume (2) 220 millivolts for rated output.

TREBLE LIFT CONTROL

Continuously variable + 6 d.b.
to -13 d.b. at 12,000 c.p.s.

BASS CONTROL

Continuously variable + 13 d.b.
to -18 d.b. at 50 c.p.s.

HUM LEVEL

Referred to maximum output and including integral pre-amp -60 d.b.

HARMONIC DISTORTION

0.25% measured at 6 watts.

NEGATIVE FEEDBACK

Total 32 d.b. including 24 d.b. in main loop.

L45 MINIATURE 4/5 WATT QUALITY AMPLIFIER

Size only 6 x 5 x 5½in. high, 12 d.b. Negative Feedback. Sensitivity 30 m.v. for full output. 3 Mullard valves, ECC83 Twin Triode, EL84 Power Output, EZ90 Rectifier. Separate Bass and Treble Controls. Mains switch incorporated in control. For 200—250v. 50 c.p.s. A.C. Mains. An ideal unit for use with Gram. or 'Mike'
Retail Price **£5-19-6**

LINEAR PRODUCTS LTD.

5-9 MAUDE STREET, LEEDS, 2.
Tel. 23116

completely revised and greatly enlarged edition of a popular book

TELEVISION EXPLAINED 6th Ed.

By **W. E. Miller**, M.A. (Gantab.) M.BRIT.I.R.E

Revised by **E. A. W. Spreadbury**, M.BRIT.I.R.E.

Television Explained is specially written for those who require a simple, non-mathematical, but fully comprehensive description of the British television system and how receivers are designed to work with it.

The sixth edition has been completely revised, and enlarged to about twice the size of the previous edition in order to cover many recent advances in television receiver design.

Assuming a knowledge of sound radio receivers, but requiring no previous knowledge of television circuits, this new edition will prove more valuable than ever to students, engineers and technical-minded owners of television receivers.

The immense popularity of this unique book is illustrated by the consistently large demand for the previous editions.

Over 40,000 copies have been sold.

Contents:

- Aerials*
- The Signal*
- The Receiver Outlined*
- Five-Channel tuning in Band I*
- Multi-Channel Tuners*
- The Vision I.F. Amplifier*
- Video and Sound Circuits*
- The Cathode-Ray Tube*
- Time-Base Oscillators*
- Time-Base Output Circuits*
- Synchronization*
- Automatic Gain Control*
- Single-Channel Receivers*
- Receiver Installation and Operation*
- Appendix*
- Abbreviations*

8½ x 5½ 182pp and 9pp of plates **12s. 6d. net** by post 13s. 3d. from all booksellers

Iliffe & Sons Limited Dorset House Stamford Street London S.E.1

ARDwick
5762.**V·H·F**ARDwick
5762.**FOR THE NORTH****LANCASTER HI-FIDELITY COMPANY**

RETAIL THE FOLLOWING F.M. TUNERS

**ARMSTRONG : CHAPMAN : DYNATRON :
LEAK : JASON : RCA. : ROGERS : SOUND
SALES : PYE : T.S.L. : ACOUSTICAL.**

Most of the above are for immediate delivery ex-stock and items in short supply are allocated in strict rotation.

IF YOU LIVE IN THE NORTH why send 200 Miles for your Tuner when you can deal with a local enthusiast.**AERIALS - SERVICE - SPARES - ADVICE**

We also stock the Armstrong Radiogram chassis models A.F.105 and P.3409.

L·H·F 144 OXFORD ROAD,
MANCHESTER, 13
Buses 41 or 42 to "Roxy Cinema."

If coming by car, drive towards the University.

ASK ARTHURS FIRST

LARGE STOCKS OF VALVES and C.R.T.s. METERS, Avo, Advance, Taylor and Cossor Oscilloscopes in stock. AMPLIFIERS, Leak, Trix & Quad. GRAM UNITS, Garrard & Collaro. Collaro TRANSCRIPTION UNIT 2010PX.

LOUDSPEAKERS, Goodmans, Wharfedale, WB, Tannoy and leading makes. PICK-UPS and STYLII of most makes. TAPE RECORDERS, Grundig, Philips Truvox, Playtime & Ferrograph.

LATEST VALVE MANUALS

Mullard, 10/6; Osram & Brimar No. 6, 5/- each; Osram Part. 2, 10/-.

Postage 9d. each extra.

PARTICULARS ON REQUEST

Terms C.O.D. OR CASH with order.

Arthur's
EST. 1919
PROPS: ARTHUR GRAY. LTD.GRAY HOUSE, 150-182 CHARING CROSS ROAD, LONDON, W.G.2.
TEmple Bar 5833/4 and 4765 Cables: TELEGRAY, LONDON**IMPREGNATE
your coils with ease
BLICKVAC**


High Vacuum Impregnators meet the most stringent specifications and yet are easy to handle.

Full range of models available to meet the needs of the large-scale producer, the research laboratory or the small Rewind shop.

Outstanding Features :

- Ease in control.
- Ease in cleaning.
- Elimination of vibration.
- Unequaled flexibility and performance.
- Simple attachment of auxiliary autoclaves.
- Units available suitable for Varnish, Wax, Bitumen and Potting Resins.

Users include M.O.S., N.C.B., G.E.C., Pye, Marconi, Metro-Vick.



If your problem is COIL IMPREGNATION or impregnating or casting with Potting Resins consult :

BLICKVAC ENGINEERING LTD.Bede Trading Estate, Jarrow. Co. Durham. Jarrow 89/7155
96/100 Aldersgate Street, London, E.C.1. Monarch 6256/8**STL***Transformers
incorporating
"C" cores or
conventional
construction***STL TRANSFORMERS**

based on sound design and are manufactured to the highest standards called for in the electronic and communication fields. Consult us for your next transformer requirements.

N.B. MANUFACTURERS AND TRADE ONLY

STEWART TRANSFORMERS Ltd.

75, KILBURN LANE, LONDON, W.10 · LADbroke 2296/7

THE GRAMPIAN

5 - 10 B

HIGH QUALITY AMPLIFIER

HIGH-FIDELITY REPRODUCTION!
 especially to suit your home!



The latest improvements are incorporated and these extra features, that make for flexibility in use.

- ★ Separate Control Panel and/or
- ★ Combined pre-amplifier and control unit
- ★ Extra Power for F.M. Tuner Units

The separate control unit or the combined pre-amplifier and control unit can be fitted in the top or front of the cabinet, and the main amplifier, connected to the control unit by the special leads supplied, may be placed wherever it is convenient.

There is no doubt whatever that music lovers will find this amplifier provides them with a means of obtaining the perfect quality reproduction they so much desire.

With separate control panel £21 10 0

With combined control panel and pre-amplifier .. £27 0 0

GRAMPIAN REPRODUCERS LTD

Makers of quality high-fidelity equipment

17 HANWORTH TRADING ESTATE, FELTHAM, Middx.

Telephone: Feltham 2657/8

Telegrams: Reamp, Feltham

VICKERS VISCOUNT uses

PYE MICROSWITCHES



Photograph by courtesy of Vickers-Armstrongs Ltd.

—another proof of the technical superiority of Pye British-designed microswitches! Write for full details of the complete range.

PYE LIMITED, SWITCH DIVISION

OTEHALL WORKS, BURGESS HILL, SUSSEX. TEL : BURGESS HILL 2791/2





**THIS MAGNIFICENT RECORDER
TAKES EVERYTHING IN ITS STRIDE**

The remarkable performance on standard or pre-recorded tapes of the Celsonic high-fidelity magnetic Tape Recorder is world famous. It also takes in its stride the superimposing of words over music and the conversion of silent films to sound.

Long playing times possible on reels up to 3,280ft. Full track and half track available.



Send for details:

EXCEL SOUND SERVICES LTD., (Dept. W.D.K.)
Garfield Avenue, Bradford 8, Yorkshire. Tel.: 45027
Please PRINT your name and address.

**THE IDEAL *Portable*
HIGH VOLTAGE TEST SET**

**FOR EVERY
TEST
LABORATORY**

CUBICLE
Strongly constructed portable steel case with lifting handles, adequately ventilated, finished in attractive grey "hammer" finish enamel.

DIMENSIONS
Height 17 1/2 in. by length 20 in. by width 12 1/2 in.

WEIGHT 34 lb.

CONTROL
Continuous and smoothly variable from zero to 2,500 volts by means of continuously variable regulating transformer. The test voltage is applied smoothly without high stress from voltage surges.

PROTECTION
A miniature magnet circuit breaker in the primary circuit and double pole on-off switch with double pole mains fuses provide perfect protection.

VOLTMETER
A high-grade instrument connected in the primary circuit but sealed to read output voltage.

**2.5 KV at 500 VA
INSULATION TEST SET**
Price £40.8.6
Complete with test prods.

DAVENSET

PARTRIDGE WILSON & CO. LTD., Davenset Elect. Wks., Leicester

We want to buy:—

BC312, BC342, BC348 (R model only)
BC221, TS174 or 5
BC610

ALTHAM RADIO CO.
JERSEY HOUSE - JERSEY STREET
MANCHESTER 4
Telephone: Central 7834/5/6
Largest stocks in Europe of Government surplus material.

"Don't forget

your Televet"

The COMPLETE
TELEVISION
SERVICING
INSTRUMENT

Write now for
full details to

AIRMEC LTD
HIGH WYCOMBE
BUCKINGHAMSHIRE

OSMOR

Free! Send 7½d. in stamps for circuits, practical drawings of F.M. Tuner, Band III Converter, various T.R.F. and Superhet circuits, Miniature circuits, Switching circuit, Price Lists, etc. Components and information supplied concerning most published circuits in **WIRELESS WORLD, PRACTICAL WIRELESS RADIO CONSTRUCTOR.**

DEPT. W.W. 7. 418 BRIGHTON RD., SOUTH CROYDON, SURREY.
Telephone: CROYdon 5148/9

BAND III CONVERTERS

I.T.A. Converters: London, Lichfield, Manchester. A very efficient Band III Converter for all T.V. sets (including TRF). Approximately one hour to build! Will convert any Band III Channel to any Band I Channel A.C. or A.C./D.C. Size 4 1/2 x 2 1/2 x 3 in. Circuits, Wiring Diagrams and Full constructional information.

Complete Kit 65/-. **Completely Wired 80/-**

SWITCH-TUNED F.M. TUNER. Complete Kit with Automatic frequency control available.


BAND I FILTER—Rejects B.B.C. from I.T.A. aerial and improves picture. Suitable for all makes. Fitted in 2 minutes. Price 10/6 inc. instructions.

FERRITE ROD AERIAL


M & LW (TYPE QFR4) 12/9 **MW (TYPE QFR3) 8/9**

WILL IMPROVE SELECTIVITY
For Mains or Battery Sets

MUREX 'SINCOMAX' MAGNETS



are used in this E.E.L.
**GALVANOMETER
UNIT**



Actual size of magnet

Photographs of complete unit and Galvanometer
Suspension by courtesy of Evans Electroelenium Ltd.



In this new E.E.L. Galvanometer made by Evans Electroelenium Ltd. Murex 'Sincomax' magnets are used to meet the need for low leakage, high flux density and magnetic stability.

MUREX LIMITED (Powder Metallurgy Division) RAINHAM • ESSEX
Telephone: Rainham, Essex 3322 Telex 8632 Telegrams: Murex, Rainham-Dagenham Telex.
LONDON SALES OFFICE: CENTRAL HOUSE, UPPER WOBURN PLACE, W.C.1.

WEBB'S offer Three Tried and Tested F.M. Units ... for quality reception of the B.B.C.

Hear these excellent units playing with all the leading makes
of amplifiers and speakers at WEBB'S.

LOWTHER F.M. "Mk II," the improved version of a famous tuner, high-grade workmanship and perfect quality of reproduction. Price £36/15/7

JASON F.M. UNIT, unbeatable in its price range. Excellent design and workmanship, will work with any amplifier. Price £16/12/7

EDDYSTONE "820" F.M./A.M. Unit, made by Britain's leading V.H.F. engineers, the "820" combines high sensitivity with the utmost reliability. Self-powered for easy connection. Three pre-set medium and long-wave stations plus quality reception on F.M. Price £39/18/-

And Three Receivers

... for distant signals

EDDYSTONE "840A" Communications Receiver, has a specification to delight all short-wave enthusiasts. Precision tuning and great sensitivity brings the world to your fingertips. For AC/DC operation, 110/240 volts. Price £55

EDDYSTONE '750' Communications Receiver, uses eleven valves in a highly efficient double superheterodyne circuit. Price £78

EDDYSTONE '680X' Communications Receiver, fifteen valves including push-pull output, combines great range and good reproduction. Price £120

Any apparatus can be supplied under extended terms, also
on WEBB'S "Six Months No Interest" Plan.

WEBB'S Radio

Shop Hours 9-5.30 (Thursdays 7 p.m.) Saturdays 9-1 p.m.

14 SOHO STREET, OXFORD STREET, LONDON, W.1

Telephone: GERrard 2089

YOU'RE ON THE RIGHT TRACK with

EGEN

components

In design, dependability, accuracy and freedom from wear these Egen components are quite outstanding. They are backed by unrivalled experience of the requirements of television and electronic equipment manufacturers.



DUAL POTENTIOMETERS

with concentric operating spindles. Incorporating many outstanding design features, including multiple contact rotors and thorough screening between sections. Control

spindles can be supplied to suit customers' requirements. Type 136 less switch. Type 137 with SPST switch. Type 138 with DPST switch.

PRE-SET POTENTIOMETERS

Completely enclosed in high-grade phenolic mouldings. Solder tags heavily silver-plated for quick soldering. Fully insulated spindles with integral control knobs. Tapped for 2-hole 6 B.A. fixing on $\frac{3}{4}$ " centres. Type 126, wire-wound. Type 127, carbon.



MINIATURE POTENTIOMETERS

$\frac{3}{4}$ " diameter: utmost reliability within a very small compass. Positively located soldering tags, silver-plated for easy soldering. All steel parts rustproof. Standard values available, from 5000 ohms to 2 megohms. Type 115 less switch, Type 105 with specially designed 2-pole Q.M.B. switch.

CONCENTRIC SWITCH POTENTIOMETERS




Thorough screening between switch and potentiometer. Concentric operating spindles give independent operation of switch or potentiometer with 'one-control' simplicity. Quick make-and-break action mains switch. Knob location to suit specified requirements. Type 154 with SPST switch, Type 155 with DPST switch.

The wide range of EGEN controls includes also: Standard Carbon Potentiometers Type 102, Pre-set Resistors, Inductance Coil Assemblies, Sub-Miniature Potentiometers, (for use in miniature electronic apparatus) and TV Aerial Plug and Socket.

EGEN ELECTRIC LIMITED

CHARFLEET INDUSTRIAL ESTATE

CANVEY ISLAND · ESSEX · Phone: Canvey Island 691/2



ON THE BEAM

• Stationery and printing can also be supplied by your nearest Smith's branch.

Smith's have books on the newest developments in radio and television circuit design, construction and servicing. No matter what your problems or interests are, you can be sure of getting the books you need through your local branch of Smith's. Books not available on demand can be quickly obtained from Head Office. Lists of standard works on any subject gladly supplied.

W. H. SMITH & SON

for technical books

HEAD OFFICE: STRAND HOUSE, LONDON, W.C.2

CABINETS FABRICATED

To Any Requirement

Instrument cases for Research Laboratories, Universities, Schools, etc.



Electronic equipment manufactured to your specification by fully qualified electronic engineers.


FORESIGHT PRODUCTIONS LTD.

BEACON HOUSE, HAMPTON ST., BIRMINGHAM, 19. Central 2016/7

PARKER'S SHEET METAL FOLDING MACHINES. HEAVY VICE MODELS

No. 1 (illustrated) Capacity. 18 gauge mild steel x 3ft. wide. 3ft. model, weight 56lb., £6-5-0
No. 2. Capacity. 18 gauge mild steel x 2ft. wide. Carr. 10/-. 2ft. model, weight 22lb., 65/-. 18in. model, weight 18lb., 65/-. carr. on small models 4/-. If with attachments: 5/6.
No. 3. Capacity. 16 gauge mild steel x 18in. wide. Attachment angle for 3ft., 3/6 per ft. Small models 2/- per foot.

End folding attachments for Radio chassis, Tray or Box making, are supplied if required.



Machines guaranteed. Send for details


A. B. PARKER WHEATROFT WORKS, WELLINGTON TRUST, BATLEY, YORKS. Tel.: Batley 426

Built to the highest standard!

CABINETS



hand side approx. 13½in. x 13in.
Large record compartment inside the cabinet, located at the top on left-hand side.
CASH ONLY 12 Gns. Packing and carriage 20/-.



Two full sized felt lined compartments in the lower half.
CASH 16½ Gns. Packing and carriage 25/-.



high x 16in. deep. **CASH £13/10/-** or on credit terms.
Packing and carriage £1.

CAT. NO. CAB/02. A well-designed Bureau-type Cabinet in a medium size. Veneered Walnut. Outside dimensions, length 29½in., depth 16in., height 32in. Sloping control panel on right-hand side approx. 13in. x 10½in. Removable baseboard on right

CAT. NO. CAB/03. A magnificent Bureau-type Cabinet in specially selected Walnut veneered exterior. Light Sycamore interior with Rexine lining to match. Outside dimensions, length 34in., depth 17½in., height 33in. Sloping control panel on right-hand side approx. 16in. x 10½in. Removable baseboard on right side approx. 15½in. x 15in.

CAT. NO. CAB/04. Walnut veneered de luxe cabinet with sycamore lined interior and pull-out base on the right hand side running on high quality ball bearings. Large silk covered baffle-board with speaker cut out of right hand side below chassis control panel. Overall size 32in. long x 32in.

CHASSIS AND TUNER UNITS

CAT. NO. CR/AFM 49/PP.
Complete radio Chassis of latest Design and Technique.

9 valves, 4 wavebands including FM/VHF Band, Push Button output stage, including special 10in. high-flux speaker, A.C. 200/250 volts 50 cycles only. Suitably lit multi-coloured glass dial of the horizontal type. Slow motion tuning drive. Full provision of Automatic Volume Control. Negative feedback from output transformer secondary. Sockets provided for Aerial, Earth, Gram. Pick-up and Extension Speaker. Connections provided to Gram. Motor controlled by Chassis On/Off switch. All Inductances have an exceptionally high Q value. The Audio Section is designed for first rate reproduction on Radio and Gramophones. The tone controls have been given an extra wide range to embrace all types of recordings.
CASH 28 Gns. Or on Credit Terms. Packing and carriage 16/-.

AM/FM (FOUR WAVEBANDS) TUNER CHASSIS. Six valves Superhet with permeability tuned FM/VHF band. Magic Eye Tuning. FM band sensitivity of 0.9 microvolts. Minimum oscillator radiation. Less than 20 kilocycles drift. Signal to noise ratio better than 28db. Size 15½in. long x 6½in. high x 7½in. deep. Guarantee 12 months for chassis and 3 months for valves. 22 Gns.

SINGLE WAVEBAND FM TUNER UNITS

Self powered. Six valves with grounded grid RF stage followed by additive mixer using a FCC85 twin triode in sealed permeability tuned unit. Two I.F. stages ensure maximum gain with 6AL5 double diode as ratio detector. Frequency coverage of 85-101 megacycles allows adequate overlap. Very finest quality throughout.


CAT. NO. FMT/A. Complete Unit in Cabinet with Magic-eye tuning. Boxed, 13in. long x 6½in. overall depth x 7½in. high (approx.). 16½ Gns. Or on Credit Terms. Packing and carriage 12/6.

CAT. NO. FMT/B. Chassis only excluding magic-eye. Unboxed, 11½in. long x 5½in. overall depth x 4in. high. Cash £13/15/-.

Loudspeakers, Automatic Record Changers, Gram Amplifiers, Tape Recorder Equipment, all, available at keenest prices. Send for large illustrated catalogue.

ALL FULLY GUARANTEED. Generous extended credit terms on orders exceeding £15.

Dealers supplied at full discounts.



DOMESTIC DIRECT SALES LTD

90 JUDD STREET, LONDON, W.C.1. Telephone TERminus 9876.

TELCON CELLULAR POLYTHENE INSULATED DOWNLEADS

This range of 75 ohm coaxials has been especially designed for the reception of Band II (FM sound 87.5 - 100 Mc/s.) and Band III (Television 174 - 216 Mc/s.)

Attenuation, db/100 ft.	ET.5.M	ET.6.M	ET.7.M	ET.8.M	ET.10.M
10 Mc/s.	1.3	1.5	1.0	1.1	0.6
50 "	3.0	3.4	2.3	2.6	1.5
100 "	4.3	4.8	3.2	3.6	2.2
200 "	6.3	7.2	4.9	5.3	3.3

Dimensions (inches)	ET.5.M	ET.6.M	ET.7.M	ET.8.M	ET.10.M
Centre Conductor	1/0.022	7/0.0076	1/0.029	7/0.010	1/0.044
Over Cellular TELCOTHENE	0.093	0.093	0.128	0.128	0.200
Over Wire Braid	0.117	0.117	0.152	0.152	0.230
Over TELCOVIN Sheath	0.157	0.157	0.202	0.202	0.290

Please ask for a copy of Publication TV5

TELCON CABLES

THE TELEGRAPH CONSTRUCTION & MAINTENANCE CO. LTD.
MERCURY HOUSE, THEOBALD'S ROAD,
LONDON, W.C.1. HOLBORN 8711

BRANCHES: BIRMINGHAM, CARDIFF, MANCHESTER, NEWCASTLE AND NOTTINGHAM



A Two-in-One Testimonial!

Both Dealer and Customer are delighted

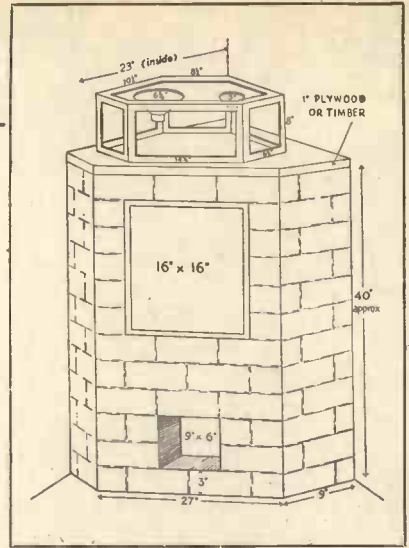
14 Soho Street,
London, W.1.
27th November, 1956.

Dear Mr. Briggs,

We recommended and sold an old (overseas) customer of ours the Wharfedale W/15CS speaker, Super 8/CS, Super 3 and HS/CR3 crossover and you may be interested to read his report as follows:

I have received in perfect condition the Wharfedale speakers brought out by my wife. The 15in. unit is mounted in a brick corner enclosure of 10 feet/cubic volume with brick floor and 1½ marble top, with tuned port. The effect of the three speakers is most impressive and the improvement over my former installation is very marked. The bass is not at first so noticeable although much clearer, but frequency runs show that all the bass is there and organ recordings are startlingly realistic. The chief improvement is undoubtedly in the natural quality of the sound. The piano was formerly always distinguishable from a record if heard outside the room. This is no longer the case and a listener upstairs, when the installation is working in the drawing room downstairs, would find it difficult to identify whether the sound was a recording or the real thing. In order to achieve balance it was found necessary to reduce the output on the top and middle speakers with the volume controls supplied for this purpose.

Yours faithfully, p.p. WEBB'S RADIO : E. J. PICKARD.



Units used in the installation referred to:

W15/CS Chassis, £17.10.0	Pur. Tax 39/11
Super 8/CS Chassis, £5	
Super 3 Chassis, £5	
HS/CR3 2 Crossover Unit	
2- 6 ohms £11.0.0	
7-16 ohms £8.10.0	

Wharfedale

WIRELESS WORKS LTD.
IDLE, BRADFORD, YORKS. Phone: Idle 1235-6

CABINETS

MANY & VARIED DESIGNS IN
BUREAU, PIANO, CONSOLE &
TABLE MODELS

The Contemporary Cabinet
MK III/W

Styled in a pleasing burnished full
grained walnut veneer (as illus.).
It is of an ultra modern appearance
and is well suited to the modern
trend of furniture design. Size of
uncut deckboard 12½in. x 25in.,
overall height with lid closed 28in.



Send
for our
Monthly Bulletin

Send also for our detailed wholesale list for cabinets,
wire chassis FM/AM. Complete T.V.A. Radio Aerials,
convertors & sundry Electrical components. E.G. shavers, etc.

Trade only supplied.

V.E.S. WHOLESALE SERVICES Ltd.

Dept. (W.W.), 11, Gunnersbury Lane, Acton, W.3

Tel.: ACOrn 5027

INSULATING SLEEVINGS

P.V.C. and POLYTHENE
SLEEVINGS
INSULATED WIRES
and FLEXIBLES
A.I.D. AND A.R.B. APPROVED.

PLASTICABLE LIMITED
HAWLEY LANE - FARNBOROUGH - HANTS
PHONE: FARNBOROUGH, HANTS 85

METAL SPINNING OUR SPECIALITY

PARABOLIC REFLECTORS up to 9ft. dia. LOUDSPEAKER HORNS, Etc., Etc.
POWER PRESSWORK to 250 ton capacity, including Hydraulic
GENERAL SHEET METAL WORK . ARGON . ARC & OXY-ACETYLENE WELDING

SHAWE METAL SPINNING WORKS

SWINTON STREET, KING'S CROSS, LONDON, W.C.1.


Phone: TERminus 7422/3

Grams: Alipryde Phone London

UNIVERSAL ELECTRONICS

Whether new or used, all equipment is guaranteed to be in perfect condition

COSSOR Double Beam Oscilloscope



Type 339. **IMPROVED VERSION** of the OBSOLETE Type 3339.
 Time Base Frequency. 6 to 250,000 c.p.s.
 Amplifier. 43 mV RMS/mm. 10 to 100,000 c.p.s., 3dB. 1.3 mV, RMS/mm. 10 to 100,000 c.p.s., 3dB (2 stage).
 10 mV RMS/mm. 10 to 2,000,000 c.p.s., 3dB (2 stage).
 Deflector Coils. 2 mm/mA RMS.
 Power Supply. 110-250V A.C. 120 watts.
 Sensitivity. Y1, Y2 3.1V D.C. 1.1V RMS (volt/mm.) X 2.25V D.C. 0.8V RMS (volt/mm).
 Screen Diameter. 114 mm. **£30**
 In good working condition. PRICE **£30**
 Also supplied Rebuilt to Laboratory standard and guaranteed for 3 months. Prices on request.

M.I.T. Radiation Laboratories

Spectrum Analyser
Type TSX-4SE
 (3 centimetre)



The TSX-4SE Spectrum Analyser is an ultra-high frequency receiver with an oscilloscope indicator, in which the local oscillator is frequency-modulated by a sawtooth voltage proportional to the sawtooth sweep on the oscilloscope tube. It is used for observing the spectra of the pulsed oscillators, tuning receiver local oscillators, adjusting defective r.f. components, measuring large standing-wave ratios, and measuring the Q of resonant cavities.

ENQUIRIES AND INSPECTION INVITED

SPECIFICATION: Tuning range—8,630 Mc/s-9,550 Mc/s (723/AB klystron). Frequency calibration by means of a pip provided by a reaction type cavity wavemeter. I.F. frequency 20 Mc/s. Receiver band width 50 kc/s. Receiver gain 130 db, 4 I.F. stages, 3 video stages. Sweep frequency variable from 10 to 20 cps. Attenuation graduated from 0-100 with calibration factor of 1.0 db/div. above 10.

TEST EQUIPMENT

AVO model 7 meter, £15; Model 40 meter, £12/10/- G.E.C. type BW232 Signal Generator 500-1,000 Mc/s., £85. MARCONI type TF144G range 85 kc/s-25 Mc/s., £85; TF390G range 16-150 Mc/s., £25; TF517 range 150-300 Mc/s., £35; "Q" Meter type 329C, £85; Output meter, type TF340, £35. GENERAL RADIO type 740 Capacity Bridge; type 726A Valve Voltmeter, type 916A R.F. Bridge; type 804 Signal Generator, 30-300 Mc/s., £65. EVERSHED MEGGERS, Bridge and Wee types. U.S.A. "Standing Wave" Measurements Instrument. Sliding rule from 0-15 cm.; probes for detection with Amplifier. NEW £40 each. U.S.A. Brand NEW Hickock Valve Voltmeters; unused, Ranges 2.5-250 A.C.V. 2.5 1,000 D.C. V. 2.5-1,000 mA. D.C. Resistance 0-1,000 megohms. Frequency up to 100 Mc/s. Voltage 110 A.C. Price £30 each.

British and U.S.A. VHF/UHF

10cm 3cm 1.5cm Test Equipment

TS-3/AP, Power and frequency meter S-band. TS-14/AP, Signal Generator frequency meter S-band. TS-15/AP, Fluxmeter, 1.2-4.5K Gauss. TS-33/AP, Frequency meter X-band. TS-34/AP, Portable oscilloscope, Fast sweep. TS-35/AP, Sig. gen. pwr. and freq. mtr., X-band. TS-36/AP, Power meter, X-band. TS-45/APM-3, Power and freq. meter, X-band. TS-47/APR, Signal generator, 40-500 Mc/s. TS-56/AP, Standing wave ind., L-band. TS-61/AP, Echo box, S-band. TS-62/AP, Echo box, X-band. TS-89/AP, Voltage divider, X and S-bands. TS-120/UI, Sign. gen. pwr. meter, X-band. TS-127/U, Frequency meter, 375-725 Mc/s. TS-174/U, Frequency calibrator, 20-280 Mc/s. TS-175/U, Frequency Calibrator, 85-1,000 Mc/s. TS-226/AP Wattmeter to K KW, 400-425 Mc/s.

REALIGNMENT SERVICE

Realignment, Servicing and Reconditioning of all types of British and U.S.A Communication Receivers. Every receiver stripped, cracked and realigned at a moderate figure by our skilled staff. Work guaranteed and figures supplied.

FREQUENCY METERS

BC221 Range 125 kc/s — 20 Mc/s
 In Perfect condition

Also in stock : U.S.A. BENDIX **LM SERIES**

Aircraft version of BC221.

RECEIVERS

G.E.C. BRT400, £95. RCA. AR88D and LF from £55. EDDYSTONE 640, 740, 840, 680, 680X. HALLICRAFTERS SX71, £95, SX28, £45. S40, SX24, SX17, S20R, S20, S38 A.C./D.C. NATIONAL HR07, Senior and Junior models from £28. MARCONI CR100 from £20. CR150, Range 2-60 Mc/s., 5 bands, dual superhet, PRICE £50. Power supply £10. Completely checked. Carriage £2. HAMMARLUND HQ120 and HQ129X.

MANUALS

for Communication Receivers **£1.7.6 each.** AR88D-LF, AR77E, R107, S20R, SX24, SX28, B2, TX/RX, HRO's, etc.

22/27 LISLE STREET, LEICESTER SQUARE, LONDON, W.C.2

Write, Call or Telephone GERrard 8410

Shop hours, 9.30 a.m. to 6 p.m. Thursday 9.30 a.m. to 1 a.m. OPEN ALL DAY SATURDAY

TELEVISION AERIAL COMPONENTS

DESIGNED FOR CONSTRUCTING BAND I & BAND III T.V. AERIALS
 ELEMENT DIMENSIONS SUPPLIED FOR ALL CHANNELS

Selecting at random from our new multi-page catalogue :


- ★ Band III Folded Dipoles (As illustrated)
- ★ Mast Coupling units for 2" Masts
- ★ Reflector and director rod holders
- ★ Insulators, both Rubber and Plastic (As illustrated)
- ★ Masthead Fittings for ¾", 1", 1½" and 2" Masts.
- ★ Alloy Tubing for Elements, Cross boom and Masting

Send 1/- P.O. for the revised, fully illustrated catalogue to :

FRINGEVISION LTD., Marlborough, Wilts. Phone 657/8



AUTOMATIC COIL WINDING MACHINE



Type A/11. (25.50 S.W.G.)

Type A/1X. (19-46 S.W.G.)

COMPLETE WITH

★ Cast-iron stand and polished wood table-top.

★ Dual reel carrier and tensioner.

★ ¼ h.p. integral clutch motor with foot control.


THE MOST OUTSTANDING MACHINE ON THE MARKET!

Dustproof construction up to four coils can be wound simultaneously — micrometer traverse setting — easily adjusted wire gauge setting — cadmium- and chromium-plated steel parts — instantaneous re-set counter reads up to 100,000 turns — Wire Tensioning Stand holds two reels.

We will be pleased to send you an illustrated leaflet giving a full technical specification on request.

KOLECTRIC LTD

73 Uxbridge Road, Ealing, London, W.5. EALing 8322.



FREQUENCY METERS

2½-8" up to 10,000 cycles

DIFFERENTIAL A.C. CURRENT METERS

COMPARING THE MAGNITUDE OF TWO CURRENTS.

PHASE SEQUENCE INDICATORS AND SYNCHROSCOPES UP TO 5 Kc

A Full Range of Switchboard and Portable Instruments

THE ELECTRICAL INSTRUMENT CO. (HILLINGTON), LTD.

Boswell Square Industrial Estate, Hillington, Glasgow, S.W.2. Halfway 1166 and 2194

TRANSFORMERS

COILS CHOKES

LARGE OR SMALL QUANTITIES

TRADE ENQUIRIES WELCOMED

SPECIALISTS IN

FINE WIRE WINDINGS

MINIATURE TRANSFORMERS, PICK-UP, CLOCK AND INSTRUMENT COILS, ETC. VACUUM IMPREGNATION TO APPROVED STANDARDS

ELECTRO-WINDS LTD.

CONTRACTORS TO G.P.O., M.O.S., L.E.B., ETC.

123-5-7 PARCHMORE ROAD, THORNTON HEATH, SURREY LIVINGSTONE 2261 EST. 1933

A.C. SOLENOID TYPE SAM/T



Increased Performance
Continuous 14 ozs. at ¼"

Instantaneous to 5½ lbs.

Same dimensions as type SA Larger and Smaller Sizes Available. Greatly Increased Discounts for Quantities

Also Transformers to 7 KVA 3 Phase

R. A. WEBBER LTD.

18 FOREST ROAD, KINGSWOOD, BRISTOL. PHONE 74065

LEEVERS RICH

MAGNETIC RECORDERS


for

**PROFESSIONAL, INDUSTRIAL
& SCIENTIFIC APPLICATIONS**

OUTSTANDING PERFORMANCE

ROBUST DESIGN

FINE WORKMANSHIP



Performance is notable for very low distortion and negligible flutter, and does not deteriorate over long period of service.

The range of models includes portable, console and rack mounted units for single and dual track operation. A wide range of magnetic recording accessories is also available.

LEEVERS-RICH EQUIPMENT LTD.
78B Hampstead Road, London, N.W. 1 **EUSon 1481**

HIGH RESISTANCE HEADPHONES

2,000 ohms. Brand new, ex-W.D. boxed, type D.H.R. 15/- per pair, postage 1/-.

LOW RESISTANCE HEADPHONES

Brand new, ex-W.D. boxed, type C.L.R., 5/6 per pair, postage 1/-.

JOHNSON'S VARIABLE CONDENSERS

Single 500 pF 3,000 v. 14/- each.
 Single 1,008 pF 2,500 v. 16/- each.



MICROPHONES & RECEIVER HEADGEAR

Assy. No. 2 (ZA2905) consisting of 100 ohms impedance MC headphones, Tannoy high-power microphone.

18/- each

1155 L RECEIVERS COVERING TRAWLER BAND

Frequency range 200 Kc/s-500 Kc/s and 600 Kc/s-18.5 Mc/s. Working and guaranteed £12-19-6. Packing and Carriage within U.K. £1-0-0. Also available transmitters, 12 & 24 volt power supply units, indicators, loop aerials, etc., required for complete direction finding installations.

FIELD TELEPHONE TYPE "F". In excellent working condition, £3/10/- each. Carriage 5/-.


ROTARY CONVERTOR UNITS

Input 11.5-12.5 v. D.C. Output 300 v. 200 mAmps D.C.
 Price 30/-.
 Packing and Carriage 5/-.

AMERICAN VALVE TESTER Model 314,

individual leather switches for each tube element. Roll Chart for American type valves. 220/30 V. A.C. Brand new in nice wooden case with leather handles. Full instruction booklet.

£10. Carriage 10/-.





J. P. ELECTRIC

MAIL ORDER DEPT.

156 ST. JOHN'S HILL · LONDON · S.W.11

You'll do better

SAFETY FIRST! BUILD THESE
PREMIER TELEVISORS WHICH GIVE COMPLETE
SAFETY TO THE CONSTRUCTOR.



These Televisors use a double wound mains transformer which gives you complete safety from contact with the mains supply when handling the chassis or controls.

★ **B.B.C. & I.T.A. DESIGN No. 1 with NEW TURRET TUNER**
MAY BE BUILT FOR £33-7-11 PLUS COST OF C. R. T.

★ **B.B.C. (ALL CHANNELS) DESIGN No. 2**
MAY BE BUILT FOR £27-9-4 PLUS COST OF C. R. T.


BUILD IN 5 EASY STAGES. FULL CONSTRUCTION DETAILS AVAILABLE. INSTRUCTION BOOK 3/6 POST FREE INCLUDES BOTH DESIGNS.

CONSOLE CABINETS with full length doors for 14in., 16in. and 17in. tubes PRICE £14/14/-. H.P. Terms: Deposit £7/7/6 and 9 monthly payments of 18/6. CONSOLE CABINETS. Half door, previously advertised, still available at £12/12/-. H.P. Terms: Deposit £6/6/- and 8 monthly payments of 18/3.
On above cabinets add 21/- for pkg. and carr.

The NEW "PREMIER" TAPE RECORDER

- ★ Case finished in Brown and Antique Fawn. Size 15in. x 12½in. x 7½in., with the very latest type continental gilt fittings. For A.C. mains 200-250 volts 50 cycles.
- ★ Two speeds 7½ and 3½ in. per sec., playing time of 1 hour and 2 hours.
- ★ Standard 7in. reels 1,200ft.
- ★ Drop-in tape loading.
- ★ Positive brakes, no tape "spilling" after braking.
- ★ Fast rewind forward or reverse without removing tape.
- ★ One knob for deck operation.
- ★ Amplifier may be used for gramophone or microphone purposes giving high-quality reproduction.
- ★ Superb reproduction of pre-recorded tapes.
- ★ Microphone compartment.
- ★ Complete with reel of Scotch Boy Tape (1,200ft.), and spare reel.
- ★ Acos type 33-2 microphone with on/off switch.
- ★ Latest type Lane Mark 6 Tape Deck.
- ★ Dual input channels providing mixing facilities.
- ★ Detachable lid and control cover.
- ★ Control panel finished in matching colours with the tape deck.
- ★ Elliptical speaker of the latest type 7in. x 4in.
- ★ Magic eye recording level indicator.


£5 DEPOSIT & 8 MONTHLY
PAYMENTS OF £4. 18. 6 or
CASH PRICE £40 plus 21/- pkg. & carr.



H.P. Terms: Deposit £20 & 12 monthly payments of £1.17.1

PREMIER RADIO COMPANY,

with PREMIER



4 WATT AMPLIFIER

MAY BE BUILT FOR **£4.10.0** Plus 2/6 Pkg. & Postage

Instruction Book 1/- post free.

A steel case is now available, complete with engraved panel, for 15/6 extra. The amplifier may be supplied complete for £5/5/- plus pkg. and post 3/6, or fitted in case at £6 plus pkg. and post 3/6. Engraved panel 3/6. Post Free.



2-BAND TRF RECEIVER MAY BE BUILT FOR £5.15.0

plus pkg. & post 3/-

3 BAND SUPERHET RECEIVER

MAY BE BUILT FOR **£7.19.6** Plus 3/- Pkg. & Postage

These two receivers use the latest type circuitry and are fitted into attractive cabinets 12in. x 6 1/2in. x 5 1/2in. in either walnut or ivory bakelite or wood. Individual instruction books 1/- each, post free.




T.S.L., LORENZ SOUND SYSTEM

Type LP 312-2

Consists of a 12in. Unit and two LF165 Treble Units, Co-axially placed to give the widest listening angle. Bass and treble Units have magnetic systems of the highest efficiency. This speaker system gives a frequency response that is not excelled by any speaker that is at present available. Leaflet available giving full details. Price £14/10/6. H.P. Terms available. Postage and packing 7/6 extra.

Cross-over Unit designed for the LP 312-2 £2/2/- plus p. & p. 1/6.

SINGLE TREBLE UNITS available separately at 39/6 each plus packing and postage 1/- extra. Improve your existing Speaker system with this Unit which will give added brilliance to the higher frequency.



A range of High Fidelity Amplifiers, Speakers and Record Players the following makes in stock—Leak, E.A.R., Rogers, Goodmans, Wharfedale, W.B. Stentorian, Lorenz, B.S.R., Collaro, Garrard, Lenco, Connoisseur. We shall be only too pleased to demonstrate any of the above equipment.

THE NEW "WHARFEDALE" SFB/3



3-SPEAKER SYSTEM

Consists of Speakers W12CS, Bronze 10CSB, Super 3HF and a special Crossover Unit fitted into a very attractive Cabinet, size 34in. x 31in. x 12in. Weight 60 lb. Cash £39/10/-. Credit

deposit £5/0/0 and 8 monthly payments of £4/17/-, or H.P. deposit £19/15/- and 12 monthly payments of £1/16/8. Packing and carriage 21/-.

New GOODMAN TREBLE UNIT THE TREBAX



At £6/4/- is a high efficiency pressure driven reproducer covering 2,500 c.p.s. to 16 kc/s. It makes an excellent 2-speaker system when used with the Axiom


150 Mark II at £10/15/9. A special Crossover Unit type X05000 is available at £1/19/-. The complete system £18/18/9 cash. Credit terms deposit £2/7/9 and 8 monthly payments of £2/6/6, or H.P. Terms deposit £9/9/4 and 11 monthly payments of £1/1/-.

Packing and carriage 7/6.



THE NEW TSL FM TUNER HIGH STABILITY MODEL

6 Valves including Magic Eye and Power Supply using the latest type Gorler permeability Unit complete with first audio stage and preset output volume control. Maximum radiation less than 10 microvolts per metre. Sensitivity better than 5 microvolts. Cash price £17/10/- (inclusive) or on H.P. terms, deposit £8/15/- and 9 monthly payments of £1/1/8. Credit terms deposit £2/3/9 and 8 monthly payments of £2/3/4. Postage and packing 5/- extra.



Why not make the best!

MULLARD AMPLIFIER KIT

NOW SUPPLIED WITH ULTRALINEAR OUTPUT TRANSFORMER.

All the components for model 510, PLUS pre-amplifier on one chassis (total six valves) chassis gold hammer finished. May be purchased for £12/12/- plus pkg. & post 7/6, or pre-amplifier and tone control in a separate unit £14/14/- plus pkg. and post 7/6.



ALL DRY BATTERY PORTABLE RADIO RECEIVER

MAY BE BUILT FOR **£7.8.0** Plus 3/- Pkg. & Postage

4 Miniature valves in a superb circuit covering medium and long waves. Rexine-covered cabinets 11 1/2in. x 10in. x 5 1/2in. in two contrasting colours, wine with grey panel. Instruction book 1/6 post free, which includes full constructional details and list of priced components.

WILLIAMSON AMPLIFIER

MAY BE BUILT FOR **£15.15.0** Plus 7/6 Pkg. & Postage

Supplied completely wired and tested for £20, or available on H.P. or Credit terms, postage and packing 10/-.

PRE-AMPLIFIER & TONE CONTROL UNIT

Available completely constructed, £5/5/- plus 2/6 packing and postage.

SPECIAL OFFER—Limited Quantity.

The Imperial AM/FM Radiogram Chassis

CASH

£16.19.6

or H.P. Terms — £8/9/9 deposit and 8 monthly payments of £1/3/9. Credit Terms £2/2/6 deposit and 8 monthly payments of £2/2/2. Packing and carriage charge in each case 7/6. This latest type Chassis is made by a leading Continental Manufacturer, it has 5 valves plus a Metal Rectifier, piano type push buttons for long, medium, F.M. and Gram, separate tuning on F.M. and A.M. Output 4 watts. Dial size 12in. x 2 1/2in. overall size 13in. long, 7 1/2in. deep and 7 1/2in. high.



SPECIAL OFFER! GOODMAN'S AUDIOM 50. £4/17/6 plus pkg. and post 5/-.

AM/FM RADIOGRAM CHASSIS

The latest "Dulci" Model H.4

7 Valves (including Magic Eye). Ferrite Rod Aerials on medium and long "Gorler" permeability Unit on F.M. A.C. mains 200/250 volts. Cash price £27/16 or on H.P. or Credit Terms. Plus packing and carriage 7/6 extra.



AM/FM TUNER CHASSIS DULCI MODEL H4T (Self Powered)

4 Wavebands. V.H.F. Short, Med., Long. "GORLER" F.M. Unit. Preset output Volume Control. Cash Price £20/17/- or on Hire purchase or credit terms. Plus packing and postage 5/- extra.

PREMIER RADIO COMPANY

PORTABLE TAPE RECORDER CABINETS

All Rexine Covered			
Tape Deck	Amplifier	Type	Price
Lane Mk. VI	Premier	M. VI	£4 19 6
Lane Mk. VI	Premier	de Luxe	£4 18 6
Truvox Mk. III	Truvox C	T.D.3	£4 4 0

Plus Postage and Packing 5/-.

ILLUSTRATED LIST AVAILABLE GIVING FULL DETAILS OF BUREAU TYPE CABINETS

BARGAIN OFFER

LATEST TYPE RUBBER ESCUTCHEON SUITABLE FOR 17in. RECTANGULAR TUBES AT A SPECIAL PRICE OF 10/- PLUS PACKING AND POST 1/8

THE NEW COLLARO TAPE TRANSCRIBER
SPEEDS 3 1/2 & 15 inches per Second £20 plus pkg./post 7/6

We carry a comprehensive stock of components by all leading manufacturers

CABINETS - PORTABLE

- MODEL PC/2**
Grey Lizard Rexine covered 45/-
Overall dimensions 15in. x 15in. x 6in. Clearance under lid when closed 3in.
- MODEL PC/2 DE LUXE**
Two colours, wine and grey, with cutout for speaker and amplifier 55/6
Dimensions as above.
- MODEL PC/3**
Grey Lizard Rexine covered 69/6
Overall dimensions 16 1/2in. x 14 1/2in. x 10 1/2in. Clearance under lid when closed 6 1/2in.
- MODEL PC/3 DE LUXE**
As above but with cutouts for Speaker and Amplifier 79/6
Dimensions as above.
- THE ABOVE CABINETS ARE COMPLETE WITH CARRYING HANDLE FASTENERS AND PANEL Packing and Postage 3/- each.

A RANGE OF BAND 3 AND F.M. AERIALS IS NOW AVAILABLE

Air spaced co-axial wire, 1/9 per yard.

Teletron Ferrite Rod Aerials. Medium Wave 8/9. Medium Long Wave 12/9.

PREMIER VARIABLE IMPEDANCE "MATCHMAKER" M.O.I.S OUTPUT TRANSFORMERS

Designed to meet the demand for an efficient variable ratio output Transformer, 11 ratios from 13:1 to 80:1, all centre tapped and can be used to match any output valves either single or push-pull. Class "A", "AB1", "AB2" or "B" to any low impedance speech coil or combination thereof. Primary Inductance 50 henries 15 watts audio 100 mA. Price 45/-.

PREMIER MAINS TRANSFORMERS

All primaries are tapped for 200-230-250 v. mains 40-10 cycles. All primaries are screened.

SP175B, 175-0-175, 50 mA., 4 v. @ 1 a., 4 v. @ 2-3 a.	15/-
SP350A, 350-0-350, 100 mA., 5 v. @ 2-3 a., 6.3 v. @ 2-3 a.	21/-
SP351A, 350-0-350, 150 mA., 4 v. @ 2-3 a., 4 v. @ 3-6 a., 4 v. @ 1-2 a., 4 v. @ 1-2 a.	30/-
SP352 350-0-350 150 mA., 5 v. @ 2-3 a., 6.3 v. @ 2-3 a., 6.3 v. @ 2-3 a.	30/-
SP425A, 425-0-425, 200 mA 6.3 v. @ 2-3 a., 6.3 v. @ 3-5 a., 5 v. @ 2-5 a.	52/6
250-0-250, 80 mA. 6.3 v. @ 4 a., 5 v. @ 2 a.	22/6
350-0-350, 80 mA., 6.3 v. @ 4 a., 5 v. @ 2 a.	22/6
200-230-250 output 3 v.-30 v. @ 2 a.	17/6

PUSH-PULL OUTPUT TRANSFORMERS. 2x6V6 into 2/3 ohms, 5/6 post free.

JUNCTION TRANSISTORS 10/- EACH
Equivalent of the OC70 Type


★ IT WILL PAY YOU TO VISIT OUR NEW HI-FI DEMONSTRATION ROOM.

MAKE YOUR OWN ROD AERIAL

Ferrite rod 6in. x 5/16in., complete with descriptive constructional details. These aerial rods are suitable for medium and long wave reception. Price 5/3, post free.

THE JASON "ARGONAUT" MW/FM DESIGN

All Premier Components are designer approved



The very latest FM Receiver design PLUS a medium waveband, as described in "The Radio Constructor." ALL components to build the complete Receiver, including output stage, may be purchased for £15/5/- or all components less output stage but including Power Supply, for £13/19/6, plus packing and postage 3/6 on each. The chassis, front plate, dial flywheel drive assembly special tuning condenser and wavechange switch (which includes mains switch) supplied completely assembled. This is also available separately at £4/4/- plus packing and postage 2/6.

SEND 2 1/2 d. STAMP FOR OUR NEW 1957 CATALOGUE

COMPACT GRAM AMPLIFIER

Complete, ready to connect to any Type of Pick-up and Speaker (3 ohms) A.C. Mains 200/250 volts. Volume and tone control fitted with knobs. Overall size 7 1/2in. long x 3 1/2in. wide x 2 1/2in. high. £2. 19. 6 Plus packing and postage 2/6

WHY BUY SURPLUS OR RE-CONDITIONED TUBES WHEN THESE FULLY GUARANTEED WIDE ANGLE TUBES ARE AVAILABLE? THE LATEST TYPE 17" RECTANGULAR TUBE MW43/84 BY TELEFUNKEN AT £17 (INC. TAX) POST AND PACKING 21/- EXTRA.

A LARGE RANGE OF TEST METERS IN STOCK

PREMIER PERSONAL PAYMENTS PLAN	CASH PRICE	CREDIT TERMS		H.P. TERMS	
		DEPOSIT	MONTHLY PAYMENTS	DEPOSIT	MONTHLY PAYMENTS
Premier Bureau Cabinet	£ 12 12 0	£ 1 12 0	(8) 1 12 6	£ 6 6 0	(8) 19 3
Premier Bureau de Luxe Cabinet	17 6 6	2 3 4	(8) 2 2 10	8 13 0	(12) 16 1
Rogers Amplifier and Pre-amp.	26 0 0	3 4 6	(8) 3 4 0	13 1 3	(12) 1 4 0
Mullard EAR/5/13	18 18 0	2 7 3	(8) 2 6 6	9 9 3	(8) 1 6 3
Mullard EAR/6/10P	24 3 0	3 0 6	(8) 2 19 5	12 2 0	(12) 1 2 4
Leak TL10	28 7 0	3 11 0	(8) 3 9 9	14 3 0	(12) 1 6 4
Garrard Transcription Type 301 less P/U	28 6 3	3 6 0	(8) 3 5 0	13 4 0	(12) 1 4 6
Garrard Changer Type RC90M AC/DC	26 3 5	3 5 5	(8) 2 10 1	13 1 9	(12) 1 4 3
Garrard Changer Type RC98H AC	19 17 7	2 9 1	(8) 2 9 0	9 19 4	(9) 1 4 6
Lenco-Transcription Unit Model P50-8 complete with P/U	21 16 2	2 14 6	(8) 2 13 3	10 18 8	(12) 1 0 2
Goodmans Axiom 102 Speaker	10 7 9	1 5 0	(8) 1 6 4	5 3 9	(6) 1 0 8
Goodmans Axiom 150 MK. 1	10 15 9	1 7 1	(8) 1 7 8	5 7 9	(6) 1 1 4

T.S.L. ELECTROSTATIC SPEAKERS

Type LSH75	Price 12/6
Type LSH100	Price 21/-
Type LSH518	Price 17/6

LATEST B.S.R. MONARCH 4-SPEED AUTOCHANGER

Designed to play 12in. 10in., and 7in. Records intermixed in any order at 16, 33 1/3, 45 or 78 r.p.m. Capacity 10 Records. New reversible. Dual Stylus Crystal Pick-up, for use on 100/250 v. 50 cycle A.C. mains. £9/15/- plus packing and postage 5/-. Deposit 25/- and 8 monthly payments of 25/-.



LATEST TYPE 3-SPEED SINGLE PLAYER B.S.R. H.F.100

With crystal turnover head, for use on 100-250 v. 50 cycle A.C. mains. £6/10/- Plus pkg. and carr. 5/-.

LOUDSPEAKERS

ELAC ELLIPTICAL 7in. x 4in.	21/10
ELAC 8in. dia. Moving Coil 3 ohms imp.	21/-
PLESSEY 8in. dia. Mains Energised, 3 ohms imp. (600 ohms field) with Pentode Transformer	10/6
PLESSEY 8in. dia. Mains Energised, 3 ohms imp. (600 ohms field)	7/6
PLESSEY 2 1/2in. dia. Moving Coil, 3 ohms imp.	18/9
GOODMANS - Audiom 60 Plus 5/- packing and carriage.	£9/2/9
GOODMANS - Axiom 150. Plus 5/- packing and carriage.	£10/15/9

TUNING CONDENSERS (SMALL TYPE)

2-gang .0005 mfd. with trimmers, 5/-.

METER RECTIFIERS

Miniature type with leads 1.5 mA. 5/-, post paid.

WEYMOUTH MINIATURE COIL PACK

Covering Med./Long/Short Wave Bands. Iron Cored Coils. Dimens: Ht. 1 1/2", length 3 1/2", width 2 1/2". Price 29/6.

TERMS OF BUSINESS:

Cash with order or C.O.D. over £1. Please add 1/- for Post Orders under 10/-, 1/6 under 40/-, unless otherwise stated.



PREMIER BUREAU DE LUXE

A superb cabinet in finely figured walnut veneer. Interior light eye-catchers, with rest-matching lining. Overall dimensions: 33in. high, 34in. long, 17½in. deep. Uncut control panel on board on left hand side 15½in. long, 13½in. deep. Two full size felt-lined storage cupboards in the lower part of the cabinet. Cash price 16½ gns. H.P. Terms, deposit £8/13/6 and 12 monthly payments of 16/1. Credit Terms, deposit £2/3/10 and 8 monthly payments of £2/2/10. Packing and Carriage 25/- extra.

IS THERE A BABY IN THE HOUSE?



The famous Premier Baby Alarm which is a device to enable Baby's cries, or even breathing, to be heard in any selected room in the house. May be left permanently connected. Extra Microphones in different rooms may be used. The microphone may be positioned up to 100ft. from the main unit. Suitable flexible lead can be supplied at 5d. per yard extra. Completely wired 90/- and tested at Plus 2/6 post and pkg.

Serial No. 7704. —
GOOD SLEEPING INSTITUTE
 GREAT BRITAIN
 APPROVED BY SOCIETY OF PATENTERS
 OF THE U.K. IN CONNECTION WITH THE
 REGISTERED TRADEMARK



BUREAU CABINET

A well designed medium size cabinet in highly figured walnut veneer, overall dimensions 29½in. long, 32in. high, 16in. deep. Control panel on right hand side, approximately 13½in. x 13in. Removable base-board on left hand side approximately 13½in. x 13in. Large record

compartment inside cabinet at the top on left hand side. Cash price 12 gns. H.P. Terms deposit £6/6/- and 8 monthly payments of 18/3. Credit Terms deposit £1/12/- and 8 monthly payments of £1/12/6.

Packing and Carriage 20/- extra.


THE WOLSEY BAND III CONVERTER



This converter has been designed to receive alternative programmes on Band 3 Channels 6 to 13, selection of Channel being made by rotation of Switch Knob. Mains supply 200/250 v. A.C. only. The high

gain of this Converter (minimum 20dB) together with low noise factor ensures good picture quality. A variable gain control makes it possible to balance a Band 1 and Band 3 signal inputs to the receiver. Any single channel Receiver of either T.R.F. or Superhet design may be fed from the Converter. Separate input sockets are provided for Band 1 and Band 3 inputs. Cash price £9/19/6. Credit Terms deposit £1/5/6 and 8 monthly payments of £1/5/6. IMPORTANT, please state your Band 1 station. Packing and postage 3/- extra.

A NEW SPEAKER ENCLOSURE



A really elegant cabinet in well figured walnut veneer. Suitable for housing Goodmans Audiom and Axiom speakers. The baffle is cut to accommodate a TREBAX High Frequency Unit if required. A suitable cut-out is provided in the cabinet back to receive the Goodmans Acoustical Resistance Unit. Cabinet dimensions, overall, 27½in. high, 23½in. wide, 20½in. deep. Cash price £13/18/6. H.P. Terms deposit £6/19/9 and 8 monthly payments of 17/9. Credit Terms, deposit £1/15/6 and 8 monthly payments of £1/15/6.


Packing and Carriage 20/- extra.

GOODMANS ACOUSTICAL UNIT. Type 172ABU £2/15/3. postage and packing 1/6 extra.

PREMIER RADIO COMPANY

20 EDGWARE RD., LONDON, W.2

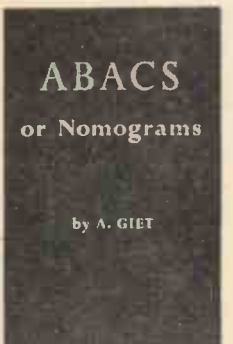
TELEPHONE: AMBASSADOR 4033 & PADDINGTON 3271



for students and technicians

Electronic Computers: Principles and Applications. Edited by T. E. Ivall.

A non-mathematical introduction to the mechanism and application of computers employing valves and transistors. A valuable book for technicians, engineers, students and business executives. 25s. net. By post 25s. 10d.



Abacs or Nomograms. By A. Giet.

Not only demonstrates the many and varied applications of the abac or nomogram, but shows how even those without highly specialised mathematical knowledge may construct their own charts. 35s. net. By post 35s. 10d.

Laplace Transforms for Electrical Engineers.

By B. J. Starkey, DIPL. ING., A.M.I.E.E.

A presentation of the theory of the Laplace transformation using a physical vocabulary as far as possible. Provides a thorough treatment of the subject in a language which is familiar to electrical engineers. 30s. net. By post 31s.


from your bookseller

Published by

ILIFFE AND SONS LIMITED, DORSET HOUSE, STAMFORD STREET, LONDON, S.E.1

FACTS


about the new *Avantic* DL 7-35



This amplifier needs no "sales talk"—the specification speaks for itself

Announcing the *Avantic* 'GLYNDEBOURNE'

The DL7-35 with wide range speaker system can be supplied in two superb cabinets finished in natural mahogany at £144.5.0. net. Provision is made for any of the following items which can be fitted as optional extras: 4-speed single or automatic record player; Avantic vhf-fm or mw-am/vhf-fm radio feeder unit; Avantic tape player. The Avantic loudspeaker system comprises a 12" diameter low frequency unit and two 2½" high frequency units. The frequency range of the system is 20—22,500 cps. and the peak power ratings are 40 watts (l.f.) and 10 watts (h.f.).



Please send me illustrated leaflets on the DL7-35 and 'Glyndebourne'; also the name of my nearest Avantic dealer.

NAME.....

ADDRESS.....

.....

.....

.....

W.I

POWER AMPLIFIER

Push-pull distributed load output stage producing an output of 27 watts at $\pm 0.1\%$ total distortion.
Frequency response: ± 1 dB 1 c/s. to 100 Kc/s.
Damping factor: 50. Sensitivity: 255 mV. for 27 watts output.
Hum & noise: -89 dB relative to 20 watts output.
Output impedances: 4 Ω , 8 Ω & 16 Ω switch selected; automatic feedback adjustment. Built-in volume control and two audio input sockets.

PRE-AMPLIFIER CONTROL UNIT

Output: 200 mV. at 0.1% and 2.0V. at 0.2% total distortion.
Intermodulation distortion: power & pre-amplifier combined: 1% for 20 watts output.
Noise: -64 dB on radio or tape inputs; -53 to -56 dB on pick-up inputs.
Radio power-outlet: 6.3V. 2.5A., 440V 30 mA. **Tape recorder outlet.**
Inputs: Tuner (2 levels) Pick-up (3 levels) Tape & Auxiliaries (2 levels).
Controls: 8 position selector switch incorporating 5 record play-back characteristics.
Loudness control providing compensation for low level reproduction of high level inputs in accordance with Fletcher-Munson loudness curves.
Bass Control: -15 dB at 30 c/s. to $+16$ dB at 50 c/s.
Treble control: -15 dB to $+15$ dB at 10 Kc/s.
Low-pass filter: 3-positions: 20, 10 & 5 Kc/s. Slope: 12 dB/octave.
Rumble filter: 40 c/s. turnover frequency. Slope: 12 dB/octave.
Monitor/Record switch: 3 positions.
Price: Power amplifier and pre-amplifier control unit complete £55.

Avantic
HIGH FIDELITY REPRODUCERS
MANUFACTURED BY
Beam-Echo Limited

Witham, Essex.

Telephone: Witham 3184. Telegrams: Parlon, Witham

Wireless World

ELECTRONICS, RADIO, TELEVISION

Managing Editor: HUGH S. POCOCK, M.I.E.E.

Editor: H. F. SMITH

Assistant Editor: F. L. DEVEREUX, B.Sc.

FEBRUARY 1957


In This Issue

- 51 Editorial Comment
- 52 High-Power Transistor Audio Amplifiers
- 54 World of Wireless
- 58 Output Transformerless Amplifiers
- 62 Short-Wave Conditions
- 63 Automatic Component Assembly. *By K. M. McKee*
- 69 B.B.C. F.M. Transmitter Performance
- 70 Limiters and Discriminators for F.M. Receivers—2.
By G. G. Johnstone
- 75 N.T.S.C. Colour Information. *By E. L. C. White*
- 79 Technical Notebook
- 81 Letters to the Editor
- 83 Improved Sync Separator. *By M. P. Beddoes*
- 87 Books Received
- 88 Wideband V.H.F. Converter. *By G. P. Anderson*
- 92 Negative Resistance. *By "Cathode Ray"*
- 97 February Meetings
- 98 Random Radiations. *By "Diallist"*
- 100 Unbiased. *By "Free Grid"*

VOLUME 63 No. 2

PRICE: TWO SHILLINGS

FORTY-SIXTH YEAR
OF PUBLICATION



Editorial, Advertising and
Publishing Offices:
Dorset House, Stamford Street,
London, S.E.1

Telephone:
WATERloo 3333 (60 lines)

Telegraphic Address:
"Ethaworld, Sedist, London".

PUBLISHED MONTHLY (4th Tuesday of preceding month) by ILIFFE & SONS LTD., Dorset House, Stamford Street, London, S.E.1. Telephone: Waterloo 3333 (60 lines). Telegrams: "Iliffepres, Sedist, London." Annual Subscription: Home and Overseas, £1 12s. 6d. U.S.A. and Canada \$5.00. BRANCH OFFICES: BIRMINGHAM: King Edward House, New Street, 2. Telephone: Midland 7191. COVENTRY: 8-10, Corporation Street. Telephone: Coventry 5210. GLASGOW: 26B Renfield Street, C.2. Telephone: Central 1265. MANCHESTER: 260, Deansgate, 3. Telephone: Blackfriars 4412. OVERSEAS OFFICES: U.S.A.: 111 Broadway, New York, 6, N.Y. Telephone: Digby 9-1197. CANADA: 74, College Street, Toronto, 2, Ontario. Telephone: Walnut 4-5631

A Transistor



Controlled Regulated Power Unit

The circuit diagram of the regulated power unit, shown below, demonstrates a novel application of transistors as control devices. They are especially suited for this type of circuit because of the high voltage gains which can be obtained with them when they are operated with large collector loads from high voltages. In the power unit described, a Mullard OC73 is used to control the current flowing through an EL38 series valve. One advantage of using a transistor in this type of regulated power unit is that a separate negative h.t. supply is eliminated.

The power unit has an output impedance of less than three ohms, and will deliver 100mA at any voltage between 40 and 84 volts regardless of quite large changes in the mains input voltage. For instance; if the mains input voltage rises from 196V to 242V, the output voltage will increase by only 0.4V at full load. Reducing the load from 100mA to zero produces a rise in output voltage of only 0.3V at 220V mains input.

CIRCUIT OPERATION

By connecting the transistor as shown in the circuit diagram it compares the output voltage with the reference voltage, and any difference produces a large change in collector current due to its high effective mutual conductance.

Since a transistor can be operated at very low currents, very high voltage gain is obtained by connecting the collector to negative h.t. through a load of 500k Ω .

The collector is connected also to the control grid of the EL38 through a 100k Ω grid stopper. Therefore the collector-to-base voltage of the transistor is equal to the grid-to-cathode bias of the valve and is practically independent of the output voltage setting.

The output voltage is approximately equal to the reference voltage and can only differ from it by the base-to-emitter voltage of the transistor, which will be less than 0.1V. So the maximum output which can be obtained is determined only by the reference voltage. Although an 85V reference level is used in the circuit described, the design is almost identical for any reference level. The minimum output voltage of this supply unit cannot be set below the bias voltage of the series valve and therefore it is limited to about 40V.

When the power unit is working, a drop in output voltage will cause the base of the OC73 to become negative with respect to the emitter. As a result, the collector current increases and the collector voltage becomes more positive, thus reducing the bias on the EL38 and compensating for the original change. Equilibrium will be reached when the output voltage reaches the same value as the emitter voltage.

Variations in the mains voltage have only a slight effect on the reference voltage, which is stabilised by the 85A2, and therefore the output voltage remains substantially constant.

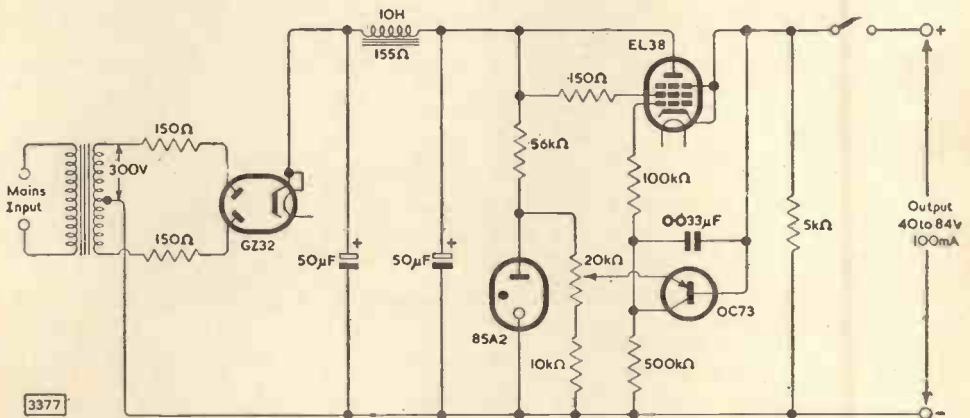
CIRCUIT DESIGN

The full-wave rectifier circuit is of conventional design, with choke smoothing to give a ripple-free output to the series valve, an EL38, and to the voltage reference tube, an 85A2. The 85A2 is operated at a low burning current to minimise the change in the reference voltage when the circuit is loaded and the poor regulation of the rectifying circuit causes the unstabilised voltage to fall.

An EL38 was chosen for the series valve because it has a comparatively short grid base. This is important since it governs the maximum collector-to-base voltage when no current is being taken from the supply. To prevent the collector voltage exceeding the -30V collector-to-base rating of the OC73, the output must be permanently loaded to about 10mA; 5k Ω forms the permanent bleeder resistor.

The stability of the output is limited by the stability of the reference source, and by using an independent reference voltage or running the 85A2 from a 150B2, the stability could be increased, and the output impedance reduced to at least half the value given.

Changes in temperature have negligible effect on the output voltage and impedance but an appreciable in-



crease in ambient temperature raises the minimum transistor leakage current and slightly increases the minimum output voltage to which the supply can be set. This effect limits the maximum value of collector resistance which can be used. For operation at higher temperatures a smaller collector load resistance should be chosen.

Instability may occur when the power supply is first switched on if it is connected directly to a high current load, so a switch has been included in the circuit and should not be closed until the reference tube has ignited. The 0.033 μ F capacitor between the base and collector prevents high frequency oscillation which can occur under certain conditions.

Reprints of this series of advertisements WILL NOT be available



T.S.D. DATA and PUBLICATIONS SECTION, MULLARD LTD., MULLARD HOUSE, TORRINGTON PLAGE, LONDON, W.C.1



Use
BRIMAR
 Teletubes
 Radio Valves
 and
 Special
 Components

•
 METAL RECTIFIERS

•
 BRIMISTOR
 CURRENT SURGE
 RESISTORS

•
 GERMANIUM DIODES

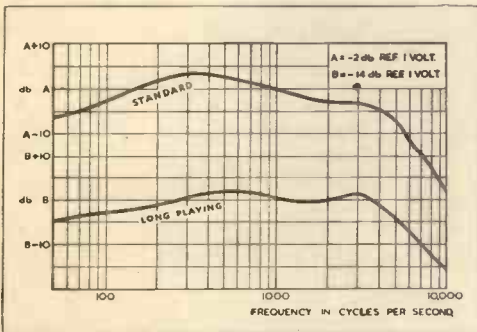
•
 TRANSISTORS

for best results
specify **BRIMAR**



Acos G.P. 61 ceramic pick-up cartridges pass B.S.I. tropical test with flying colours

A batch of ACOS GP61 Ceramic Cartridges was recently tested by an independent user under the BSI Test No. BF 2011, Class 112, "Basic Climatic and Durability Test for radio and allied equipment." The result shown on the right speaks for itself. Further, the GP 61 has great mechanical robustness, smooth response, low harmonic and intermodulation distortion, high needle tip compliance, replaceable "X 500" styli and very good output.



16 HOURS
at 55°C (131°F)
and 95% humidity

Sensitivity
-1db

Shape of Response
No change



always well ahead

ACOS devices are protected by patents, patents applications and registered designs in Great Britain and abroad.

**THE ACOS G.P. 61 FITTED WITH
'X 500' STYLI IS
THE HIGH PERFORMANCE
CARTRIDGE FOR
MANUFACTURERS
WITH WORLD MARKETS**

"BELLING-LEE" NOTES



Photo by courtesy of the Scotsman.

A recent photograph of the I.T.A. site at Blackhill showing the commencement of the main mast on the right, and in the centre the "Belling-Lee" "Skytower" acquired by the Authority and which will be used for the early test signals. This mast has now been completed and signals scheduled to commence early in March. On the left is Mr. A. P. Hale, Grad.I.E.E., and Mr. Boyd, both of Belling & Lee, whose riggers are seen at work. The sheet of water in the background is the Airdrie Coatbridge and District Reservoir.

In these uncertain times it is always dangerous to look into the future, but many Scottish readers will be glad to know that an alternative television programme is definitely on the way. The "Belling-Lee" "Skytower," recently purchased by the Independent Television Authority is seen being erected. It was completed before the photograph was printed. This aerial will be used for the pilot transmitter, scheduled to be on the air in March. The Scottish public will be given the opportunity of "seeing what they are buying," what kind of programmes they can expect. Scottish Television Ltd., the programme company, is organising a series of exhibitions throughout the service area commencing in February.

Radio dealers will be able to tell their friends all about them, and when one will be in any particular district. The dealer will also be able to give guidance on the type of aerial that will probably be required or what modifications will be needed to an existing B.B.C. aerial. Most "Wireless World" readers know that the reception of band III presents greater difficulties than the reception of band I. For example on band III the loss in any cable is about twice as much as it is on band I. It is important only to use solid cable on short runs. Cellular type is recom-

mended for general use, and semi-air-spaced for long runs or anywhere outside the transmitter service area. On a 50 foot run, the gain obtained by using air spaced feeder instead of solid is 1.7 dB which is approximately the difference between a 3 and a 6-element array. The difference in price between the aerials is 18/-, the difference in price between 50 foot of solid and semi-air-spaced feeder is £1/3/4. The superior aerial can help you to get rid of ghosts and interference, the better feeder can only help with gain. In difficult locations the better aerial should be specified and the better feeder.


Radio Wave Propagation and the problems of Television Bands IV and V.

By R. L. SMITH-ROSE, C.B.E., D.Sc., F.C.G.I., M.I.E.E.

In a recent issue of the Journal of the Television Society a paper was published under the above heading. It includes a wealth of information of great value to all technical readers interested in television signal propagation. We are indebted to the author and the Society for permission to reprint this paper, a copy of which will gladly be sent on request.

Advertisement of BELLING & LEE LTD. Great Cambridge Rd., Enfield, Middx. Written 20th December, 1956

"BELLING-LEE" INTERFERENCE FILTER



L.1314. For 2-core cables, 2 amp. 250 v. A.C./D.C. This new small flex lead filter is designed for the suppression of interference at band I television frequencies only, and is for insertion in the flex lead *within 6 in.* of the motor of an appliance. This is the most convenient form of filter which can be readily installed and is complete with terminals, cord grips, etc.



L.799. (2 or 3-core) 2 amp. 250 v. A.C./D.C. Inductor and capacitor filter effective at band I television frequencies and short and medium wavebands. This is an inductor and capacitor filter designed for connection in the lead of domestic electrical equipment such as hair dryers, vacuum cleaners, sewing machine motors, electric fans, etc., and to be truly effective *must* be fitted *within 6 in.* of the connections of the motor in the appliance.



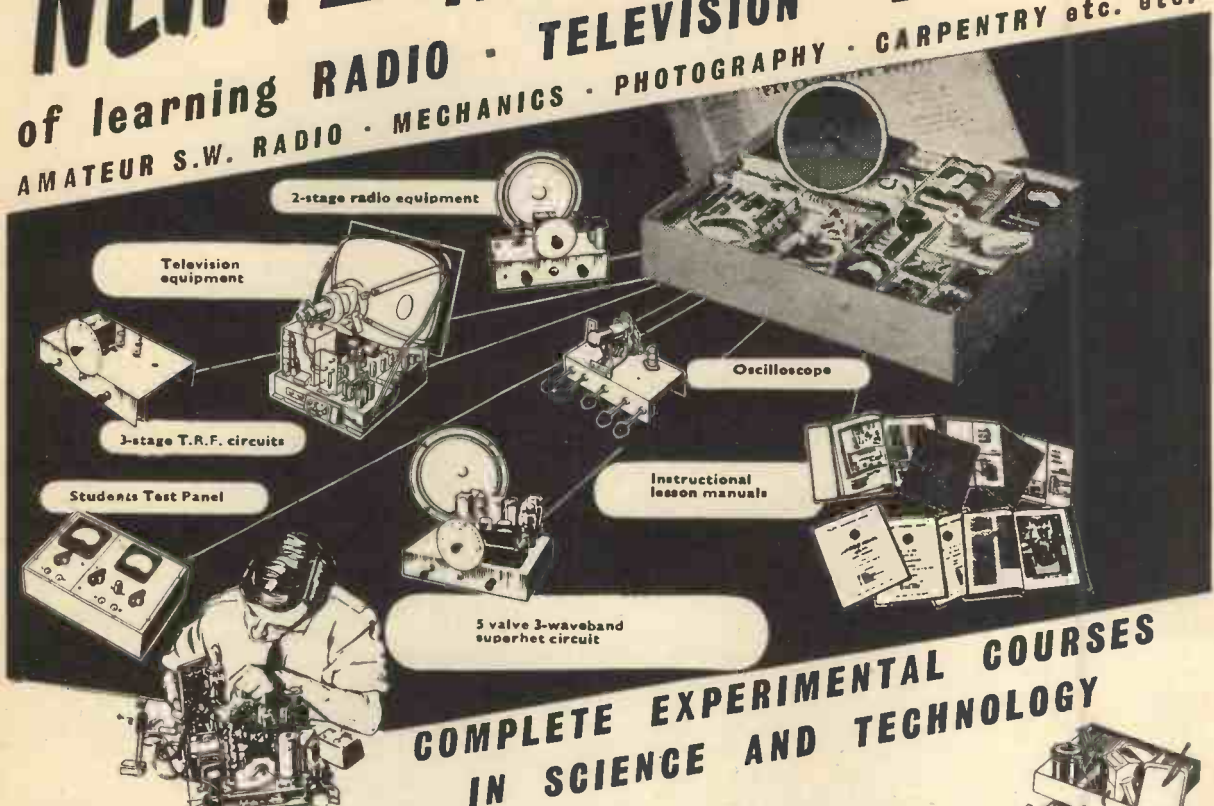
L.1334. 2 Amp. This very small inductor is essential for the filtering of interference on band III, and is individually tuned for use on band I. It *must* be fitted inside the casing of the appliance. When dealing with these very high frequencies, it is generally quite useless to attempt filtering in the flex lead, as the odd 6in. of lead together with the overall dimensions of the appliance is an appreciable factor of the wavelengths and the whole acts as a radiator of interference.

BELLING & LEE LTD
GREAT CAMBRIDGE RD., ENFIELD, MIDDX., ENGLAND

Telephone: Enfield 3322 · Telegrams: Radiobel, Enfield

NEW! — THE PRACTICAL WAY

of learning **RADIO · TELEVISION · ELECTRONICS**
AMATEUR S.W. RADIO · MECHANICS · PHOTOGRAPHY · CARPENTRY etc. etc.



COMPLETE EXPERIMENTAL COURSES IN SCIENCE AND TECHNOLOGY

NEW —completely up-to-date methods of giving instruction in a wide range of technical subjects specially designed and arranged for self-study at home under the skilled guidance of our teaching staff.

NEW experimental outfits and lesson manuals are despatched on enrolment and remain the student's property. A tutor is allotted to each student for personal and individual tuition throughout the course.

In the case of radio and television, specially prepared components are supplied which teach the basic electronic circuits (amplifiers, oscillators, detectors, etc.) and lead, by easy stages, to the complete design and servicing of modern commercial radio and television receivers.

If you are studying for an examination, wanting a new hobby or interest, commencing a career in industry or running your own full-time or part-time business, these practical courses are ideal and may be yours for moderate cost. Send off the coupon to-day for a free Brochure giving full details.

There is no obligation whatsoever.

**The only Home Study College
run by a World-wide
Industrial organisation**

E.M.I.
Factories at
Hayes.



SUBJECTS INCLUDE:-

- RADIO · SHORT WAVE RADIO**
- TELEVISION · MECHANICS · CHEMISTRY**
- PHOTOGRAPHY · ELECTRICITY · WOODWORK**
- ELECTRICAL WIRING · DRAUGHTSMANSHIP**
- ART, etc.**



**COURSES FROM 15/-
PER MONTH**

FILL IN COUPON
FOR
FREE
PROSPECTUS



E.M.I. INSTITUTES, Dept. 127, London, W.4

NAME _____ Age _____
(if under 21)

ADDRESS _____

I am interested in the following subject(s) with/without equipment

FEBRUARY / We shall not worry you with personal visits

BLOCK
CAPS
PLEASE

1028


EMI INSTITUTES

- Part of "His Master's Voice": Marconiphone, etc. etc.

NOW

A CONFIDENTIAL STAFF LOCATION SYSTEM!

Verbal Orders Quickly and Quietly



It's new and it's *unique*—the Multitone Staff Location System. There've been loudspeakers, bells, lights and even buzzers, but not a system in which confidential messages can be delivered to individual members of a staff—whether numbered in tens or hundreds.

However compact or scattered an organisation may be, this is going to be the biggest business time-saver yet. Originally developed in conjunction with St. Thomas' Hospital, this system is now far in advance of anything yet made and is sold at a highly competitive price!

HOW IT WORKS. A magnetic induction loop is laid round the building from the Coder/Oscillator unit. Anyone needed to be on call carries a receiver (only 5" long, 1" diameter and it only weighs 5 oz. with battery!). On being alerted by his call signal, which is received by him alone, he can hear a direct speech message without anyone else being disturbed.

WHAT IT COSTS. The average cost of an installation with 50 receivers would be under £1,500 including the cost of the loop. The receiver incorporates four transistors and is powered by a single cell. Since the quiescent current is less than 0.5 m.a. it will only cost a few shillings a year to run each receiver—considerably less than any other electronic system.

multitone

STAFF LOCATION SYSTEM



BCC



The London Ambulance Service uses V.H.F. radio-telephones to provide the immediate response essential in emergencies.


For this vital life and death service the London County Council selected equipment manufactured by British Communications Corporation — a wise choice where fine performance and utmost reliability are vital factors.

BRITISH COMMUNICATIONS CORPORATION LIMITED

Second Way · Exhibition Grounds · Wembley · England

Telephone: Wembley 1212

Cables: BeeCeeCee



THE NEW W-I-D-E R-A-N-G-E OSCILLOSCOPE TYPE WM5A (25Mc/s)

- Precision time, voltage a.c./d.c. measurements without arbitrary graticules or calibrating waveforms.
- Sweep delay or return sweep displayed as extra trace gives continuous time display.
- Display expansion greater than 2500:1 on a given range.
- Photo sweep and voltage reference trace with auto-blackout.
- High brilliance fine focus EMITRON C.R.T. with full 10 cms. deflection.
- Variable E.H.T. (1 to 10 kV) gives 10 to 1 display expansion with unmodified bandwidth.
- Add-on sub-units give performance extension.
- Additional stabilised supplies and waveforms for external use.
- Voltage measurements — 100 mV to 500 V ($2\frac{1}{2}\%$), unaffected by variations in supply, C.R.T. or amplifier linearity, or degree of expansion.
- Time measurements — 20 μ s to 100 ms ($2\frac{1}{2}\%$) direct from meter.



Fully descriptive literature available from

E. M. I. ELECTRONICS LTD.

Instrument Division

HAYES · MIDDLESEX

Telephone SOUTHall 2468 (Ext. 1013 & 655)

Build these 2 useful instruments from

COSSOR KITS

Valve Voltmeter and Oscilloscope



Model 1044K
Valve Voltmeter
List price £20 . 0 . 0



Model 1045K
Single Beam Oscillograph
List price £36 . 13 . 4

Each Kit, in addition to Printed Circuits and all parts,
includes an illustrated comprehensive instruction book
describing the step-by-step assembly.

Write for leaflets to :—

COSSOR INSTRUMENTS LIMITED

THE INSTRUMENT COMPANY OF THE COSSOR GROUP

(Dept. 1), Cossor House, Highbury Grove, N.5

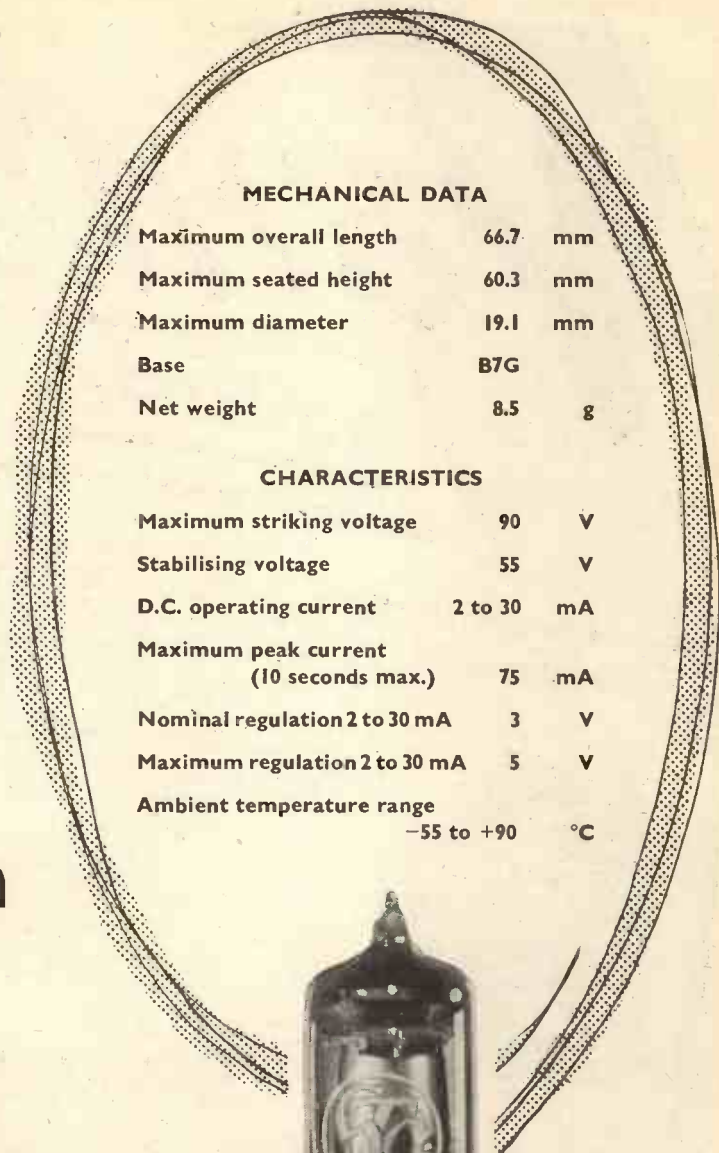
Telephone : CANonbury 1234 (33 lines)

Telegrams : Cossor, Norphone London

Cables : Cossor, London

55 volts- a really low voltage stabiliser

The G55/1K is a miniature cold-cathode, gas-filled, voltage stabiliser for use in industrial and radio equipment where a stable source of voltage is required. The outstanding feature of this valve is the low maintaining voltage of 55 volts.



MECHANICAL DATA

Maximum overall length	66.7	mm
Maximum seated height	60.3	mm
Maximum diameter	19.1	mm
Base	B7G	
Net weight	8.5	g

CHARACTERISTICS

Maximum striking voltage	90	V
Stabilising voltage	55	V
D.C. operating current	2 to 30	mA
Maximum peak current (10 seconds max.)	75	mA
Nominal regulation 2 to 30 mA	3	V
Maximum regulation 2 to 30 mA	5	V
Ambient temperature range	-55 to +90	°C

Type **G55/1K**



data sheet available from:



Standard Telephones and Cables Limited

VALVE AND TRANSISTOR SALES DEPARTMENT

CONNAUGHT HOUSE

63 ALDWYCH

LONDON W.C.2.

Wanted!

QUALIFIED MEN AND WOMEN

Industry & Commerce offer their best posts to those with the necessary qualifications—such posts that will bring personal satisfaction, happiness, good money and security. As part of a modern industrial organisation, we have skilled knowledge of what is required in industry to-day and the best means of training personnel for its present day and future requirements. We specialise also in teaching for hobbies, new interests or part-time occupations in any of the subjects listed below. Make your own choice and write to us to-day for further information. There is no obligation of any kind.

OUR BACKGROUND



Part of The E.M.I. Factories at Hayes, England, occupying over 150 acres.

PERSONAL & INDIVIDUAL TRAINING IN—

- | | | | |
|---------------------------------------|----------------------------|------------------------------|----------------------------------|
| Accountancy | Customs Officer | Languages | Refrigeration |
| Advertising | Draughtsmanship | Management | Sales Management |
| Aeronautical Eng. | Economics | Maintenance Eng. | Sanitary |
| A.R.B. Licences | Electrical Eng. | Mathematics | Engineering |
| Art (Fashion, Illustrating, Humorous) | Electrical | M.C.A. Licences | Secretaryship |
| Automobile Eng. | Installations | Mechanical Eng. | Shorthand & Typing |
| Banking | Electronics | Metallurgy | Short Story Writing |
| Book-keeping | Draughtsmanship | Motor Eng. | Short Wave Radio |
| Building | Eng. Drawing | Painting & Decorating | Sound Recording |
| Business | Export | P.M.G. Certs. | & Reproduction |
| Management | Heating & Ventilation Eng. | Police | Telecommunications |
| Carpentry | High Speed | Production Eng. | Television |
| Chemistry | Oil Engines | Production | Time & Motion |
| City & Guilds Exam | Industrial Adm. | Planning | Study |
| Civil Service | Jig & Tool Design | Radar | Tracing |
| Commercial | Journalism | Radio Amateurs | Welding |
| Commercial Subjects | | (C&G) Licence | Workshop Practice |
| Art & Drawing | | Radio & Television Servicing | Works Management and many others |

Also courses for GENERAL CERTIFICATE OF EDUCATION, A.M.I.H.&V.E., A.M.S.E., A.M.Brit.I.R.E., A.M.I.Mech.E., A.M.I.E.D., A.M.I.M.I., A.F.R.Ae.S., A.M.I.P.E., A.M.I.I.A., A.C.C.A., A.C.I.S., A.C.C.S., A.C.W.A., City & Guilds Examinations, R.T.E.B. Serv.Cert., R.S.A. Certificates, etc.

NEW! Courses with PRACTICAL EQUIPMENT in RADIO · TELEVISION · MECHANICS

CHEMISTRY · ELECTRICITY · DRAUGHTSMANSHIP PHOTOGRAPHY, etc., etc.

COURSES FROM 15/- PER MONTH

POST THIS TODAY

Please send, without obligation, your FREE brochure, E.M.I. INSTITUTES, Dept. 127, London, W.4.

NAME _____ AGE _____
(if under 21)

ADDRESS _____

I am interested in the following subject(s) with/without equipment

FEBRUARY (We shall not worry you with personal visits) IC 92




BLOCK CAPS PLEASE

EMI INSTITUTES

—Part of "His Master's Voice", Marconiphone, etc. etc.

Vortexion TAPE RECORDER



The amplifier, speaker and case, with detachable lid, measures 8½ in. x 22½ in. x 15½ in. and weighs 30lb.

PRICE, complete with WEARITE TAPE DECK £84 0 0


- ★ The play back amplifier may be used as a microphone or gramophone amplifier separately or whilst recording is being made.
- ★ The unit may be left running on record or play back, even with 1,750ft. reels, with the lid closed.

- ★ The total hum and noise at 7½ inches per second 50-12,000 c.p.s. unweighted is better than 50 dbs.
- ★ The meter fitted for reading signal level will also read bias voltage to enable a level response to be obtained under all circumstances. A control is provided for bias adjustment to compensate low mains or ageing valves.
- ★ A lower bias lifts the treble response and increases distortion. A high bias attenuates the treble and reduces distortion. The normal setting is inscribed for each instrument.
- ★ The distortion of the recording amplifier under recording conditions is too low to be accurately measured and is negligible.
- ★ A heavy mu-metal shielded microphone transformer is built in for 15-30 ohms balanced and screened line, and requires only 7 micro-volts approximately to fully load. This is equivalent to 20ft. from a ribbon microphone and the cable may be extended 440 yds. without appreciable loss.
- ★ The .5 megohm input is fully loaded by 18 millivolts and is suitable for crystal P.U.s, microphone or radio inputs.

- ★ A power plug is provided for a radio feeder unit, etc. Variable bass and treble controls are fitted for control of the play back signal.
- ★ The power output is 3.5 watts heavily damped by negative feedback and an oval internal speaker is built in for monitoring purposes.

FOUR CHANNEL ELECTRONIC MIXER

is almost essential for the professional or semi-professional where a number of different items have to be mixed on one tape recording. It is recommended by a number of tape recorder manufacturers for this purpose. Any normal input impedance can be supplied to order, balanced or unbalanced, the standard being 15-30 ohms balanced. The normal output is 0.5 volt on 20,000 ohms or more, but 600 ohms is available as an alternative. The steel stove enamelled case is polished and fitted with an engraved white panel suitable for making temporary pencil notes. An internal screened power pack and selenium rectifier feed the five low noise non-microphonic valves. Used in many hundreds of large public address installations and recording studios throughout the world.



PRICE £36 15 0

Manufactured by

VORTEXION LIMITED, 257-263, The Broadway, Wimbledon, London, S.W.19

Telephones: LIBerty 2814 and 6242-3

Telegrams: "Vortexion, Wimble, London."

Something to be proud of...

There is much more in a tape recorder than just circuitry. Try a TK8 out, and you'll agree that anybody could be proud of it!

Just take a look at the specification...

Mains Voltages:	Suitable for A.C. only, 105-115, 190-210, 210-230, 230-250 volts, 50 c/s.
Consumption:	Approximately 60 watts (rising to 118 watts when fast winding).
Fuses:	2 amps. (for 105-115 V.) 1 amp. (for 190-250 V.) Both fuses are of the surge resisting type. EF86, ECC81, EL42, EL84, EM81 + 2 metal rectifiers.
Valves:	Magic Eye.
Recording Level Indicator:	Elliptical 6 ins. High Flux permanent ceramic magnet type plus two 2½ in. treble units.
Loudspeakers:	4 watts approximately.
Amplifier Output:	3½ ins. per second, and 7½ ins. per second.
Tape Speed:	50-9,000 c.p.s. ± 3 db at 3½ ins/sec. 50-13,000 c.p.s. ± 3 db at 7½ ins/sec.
Frequency Response:	Twin Track, recording on the top track (British and International standard).
Recording Sense:	1,200 feet.
Maximum Tape Length:	30 minutes each track at 7½ ins/sec. (1 hr. total).
Running Time per Tape:	60 minutes each track at 3½ ins/sec. (2 hrs. total).
Fast Forward/Fast Rewind Times:	Approximately 1½ minutes.
Automatic Stop Switch:	Electro-magnetic.



The **GRUNDIG** TK8-3D — for Price & Performance

GRUNDIG (GREAT BRITAIN) LIMITED

Advertising Dept. & Showrooms: 39/41 NEW OXFORD ST., LONDON, W.C.1

Trade enquiries to:—KIDBROOKE PARK ROAD, LONDON, S.E.3.

(Electronics Division, Gas Purification & Chemical Co. Ltd.) G12



*Train for a wonderful
future in*
ELECTRONICS...

...with E.M.I.

Every day the demand for the expert in electronics grows. Radio, television, radar and the whole field of industrial automation are rapidly expanding and the trained specialist assures for himself a well-paid career in this quickly developing profession. Here is your opportunity to enter for:—

3 YEAR COURSE

TELECOMMUNICATIONS—Entrance standard G.C.E. Ordinary level or equivalent. This course trains Assistant Development Engineers to City and Guilds' Full Technological Certificate level. Next course commences in September, 1957.

THE E.M.I. COLLEGE OF ELECTRONICS

Dept. 127, 10 Pembridge Square, London, W.2.
Telephone: BAYswater 5131/2

The College is part of the E.M.I. Group ("His Masters Voice", Marconiphone, E.M.I. Electronics Ltd., etc.)



*Train for a wonderful
future in*
ELECTRONICS...

...with E.M.I.

With the ever increasing extension of the applications of television and the many technical advances being made in radio techniques, there is a pressing demand for trained radio and television technicians. These are careers with an assured and remunerative future. Here is your opportunity to enter for:—

1 YEAR COURSE

Full-time day course in the Principles and Practice of Radio and Television. Mainly designed for the training of Radio and Television Servicing Engineers. Next courses commence in May and September, 1957.

THE E.M.I. COLLEGE OF ELECTRONICS

Dept. 127, 10 Pembridge Square, London, W.2.
Telephone: BAYswater 5131/2

The College is part of the E.M.I. Group which includes "His Master's Voice", Marconiphone, E.M.I. Electronics Ltd., etc.



Britain's finest Hi-Fi Equipment . . .

It was in 1945 that H. J. Leak revolutionised the performance standards for audio amplifiers by designing the original "Point One" series, and we became the first firm in the world to market amplifiers having a total distortion content as low as 0.1 per cent. This claim was received with incredulity, but it was subsequently confirmed by the National Physical Laboratory and since then hundreds of TL/12 amplifiers have been used by the B.B.C., and Commonwealth and foreign broadcasting authorities, and thousands have been used by recording studios, leading musicians and music-lovers throughout the world.

Further development work resulted in our producing, at a much lower price but with the same high performance standards, the TL/10 amplifier. The output of the TL/10 is ample for high fidelity home music systems, and the quality of reproduction obtained is equal in every respect to that of the TL/12. We always use the TL/10 amplifier and "Point One" pre-amplifier for our public demonstrations of high fidelity reproduction of gramophone records and radio. The TL/10 amplifier, when used with the best available complementary equipment, gives to the music-lover a quality of reproduction unsurpassed by any equipment at any price. Even when the complementary equipment falls below that of the best obtainable the use of these amplifiers will enable one to obtain very marked improvements in reproduction.

We shall be pleased to send you full details of



HIGH FIDELITY EQUIPMENT

Below:

LEAK TL/10 10-watt Amplifier, 17gns. and "Point One" Pre-amplifier, 10gns.

Prices made possible only by world-wide sales

Harmonic Distortion 0.1% 1,000 c/s, 7.5 watts output.



FREL is the trade name of the Leak Full-range Electrostatic Loudspeaker which will be available to the public in 1957. The design is original and has great theoretical and practical advantages over previously described electrostatic loudspeaker systems. It is the result of intensive research and development work carried out by H. J. Leak, M.Brit.I.R.E., and A. B. Sarkary, M.Sc., who are the authors of a paper, describing the basic design principles of this loudspeaker, which was published in the "Wireless World," October 1956. A reprint of this paper will be supplied on request.

The
**B.B.C. MONITOR
LOUDSPEAKER UNIT**
uses a
**LEAK TL/12
AMPLIFIER**

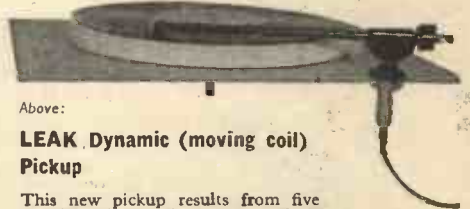
Price
£28.7.0



On Left:

LEAK TROUGH-LINE F.M. Tuner, £25
plus 10 gns. P.T.

A Trough-line inductor and AFC eliminate drift. Very high sensitivity for fringe area listening. Quieting control plus high fidelity discriminator. Cathode-follower output. Self powered to operate with any amplifier.



Above:

LEAK Dynamic (moving coil) Pickup

This new pickup results from five years' continuous development of our first moving-coil design. Reports from users have justified our earlier belief that the pickup might earn recognition as the best in the world.

- Leak dynamic pickup: Arm ... £2.15.0 p.t. £1.3.1
- LP head with diamond stylus £5.15.0 p.t. £2.8.4
- 78 head with diamond stylus £5.15.0 p.t. £2.8.4
- Mumetal cased transformer... £1.15.0

The first name
in High Fidelity . . .



H. J. LEAK & CO. LTD., BRUNEL ROAD, WESTWAY FACTORY ESTATE, ACTON, W.3, ENGLAND

Telephone: SHEpherds Bush 1173 4/5

Telegrams: Sinusoidal, Ealux, London

Cables: Sinusoidal, London

T.V. Commercialising Outfit

DO IT YOURSELF
IT'S REALLY
QUITE EASY



You will manage it in an evening and we guarantee **SUCCESSFUL RESULTS OR MONEY BACK**

Our parcel contains: *I.T.A. Aerial*, 38/6; *I.T.A. Down Lead*, 1/6; *I.T.A. R.B.C. Interference Eliminator*, *I.T.A. Converter*. A special bargain price for all the above items if bought together is £8/10/-. Or £1/10/- down and 6 monthly payments of 2/1. Post and ins. 4/6 Full details with illustrations 1/6.

ELECTRIC BLANKET WIRE

Waterproof P.V.C. covered, so blanket washable, 16½ ohms per foot—1/8 per yard. 14 yards, ideal for average blanket. £1, post free.

PHILLIPS TRIMMERS

0-30 pf. 1/- each.
11/- per doz.
26 per gross.



THIS MONTH'S SNIP

Midget ceramic condensers, tubular wire ended, 2,000 pf. 5/- per doz. 500 pf. 4/6 per doz. 1,000 pf., lead through ceramics, 8/- per doz. All post free. Special quote for 1,000 lots.

TRANSISTORS

Red spot replaces Mullard OC71, etc., 10/- Blue spot suitable R.F. up to 1.6 Mc/s, 15/- each

POCKET TRANSISTOR RECEIVER

All the parts to build cigarette box receiver, £2/17/6, includes Ferrite aerials but not the earpiece, battery or case.

INDUSTRIAL OVERHEAD HEATER



This overhead heater warms only the area within its radiant rays, and so effects a considerable saving of fuel. Its benefits are felt immediately, there is no warming-up period. It is essentially a personal type of heater, having controls within easy reach of the operative. The controls give four variations of heat and "Off." At maximum heat the unit consumes 1 kW.

The Infray Major is of particular use:—

- (a) In large rooms, warehouses, lofts, machine shops, etc., where the cost of heating the whole room to a comfortable level would be too great.
- (b) In rooms which in the main have to be kept cool, e.g., food storage chambers, beer cellars, etc.
- (c) In any situation where local heating is required quickly.

Price is £7/10/-, carriage paid.

BLACK HEAT ELEMENTS

Ideal to use as a heating unit for airing cupboard, clothes dryer, bathroom towel cabinets, etc. Complete in outer metal case which is designed to keep at a "non-burning" temperature. 5 year guarantee.
500 watt, size approx. 24 x 4 x 4in. 30/-
1,000 watt, size approx. 48 x 4 x 4in. 50/-
Carriage and insurance 500 watt 3/6, 1,000 watt 5/6.

THE "CRISPIAN" BATTERY PORTABLE

A 4-valve truly portable battery set with very many good features as follows:

- Ferrite Rod Aerial.
- Low consumption valves (DK96 range).
- Superhet circuit with A.V.C.
- Ready built and aligned chassis if required.
- Beautiful two-tone cabinet.
- Guaranteed results on long and medium waves anywhere.

All parts, including speaker and cabinet, are available separately or if all ordered together the price is £7/15/- complete. Post and insurance 3/6. Ready built chassis 30/- extra. Instruction booklet free with parts or available separately 1/6.




METER MOTORS

These are very small A.C. mains operated motors which have many applications for driving toys or other light loads. All are in good condition, but not new, having been stripped from electric light meters. Final speed of approx. 1 rev. per hour.
Price 8/8 each. Post and insurance 2/-.




OFFERED FOR LESS
THAN THE
VALUE
OF ITS
COIL PACK



This set, a product of one of our famous manufacturers, has H.F. stage, covers 5 wavebands including short waves to 11 metres. Offered less valves, power-pack, scale and drive, otherwise complete and unused.
Price £3/15/-, plus 7/6 carriage.


NEW CIRCUIT

OCCASIONAL 56—we have evolved a new T.R.F. circuit and have had really good results, equal in fact to many superhets. You really should try this circuit. All parts including valves (6K7, 6J7, 6P6 and 6X5) and Bakelite case with back cost only £5/10/-, plus 2/6 post and insurance. Data included with the parts is also available separately, price 2/-.



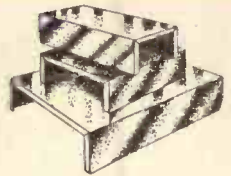
HIGH VOLTAGE TESTER

An instrument that will measure voltages up to 10,000 but which draws no current from the source, will probably be a valuable addition to your workshop equipment. It can be made entirely from odds and ends. Booklet giving full instructions plans, etc., 2/6 post free.



4-SPEED & 3-SPEED GRAMPHONE AUTO-CHANGER

Latest types by all famous makers are invariably in stock at competitive prices. B.S.R. Monarch, Garrard, etc. Latest models from £7/15/-, plus 5/- carriage and insurance.



'BLANK CHASSIS 18 S.W.G. Aluminium

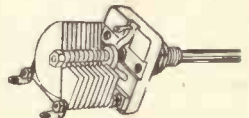
7x3½x2	3/9	14x10x3	7/9
9½x4½x2½	5/-	16x10x3	8/3
10x8x2½	5/6	16x12x3	8/8
10x6½x2½	5/-	19½x9x2½	8/3
12x9x2½	7/-	20x10x3	10/-
14x9x2½	7/6		

RII55 YOURS FOR £2



The RII55 is considered to be one of the finest communication receivers available to-day. Its frequency range is 75 kc/s to 18 Mc/s. It is complete with 10 valves and is fitted in a black metal case. Made for the B.A.F. so obviously a robust receiver which will give years of service. Completely overhauled and guaranteed in perfect working order. Price £9/19/6 or 5 payments of £2 each. Carriage and Transit case 15/- extra. Mains Power Pack, with built-in speaker, £5/10/-, or in polished cabinet, £6/15/-.

FINE TUNERS



Ceramic trimmers all with ¼in. spindle of fair length. 5, 10, 15, 30, P.F. at 2/3 each or 24/- per dozen.

INSTANTANEOUS HEATER



Convactor heater, 1 kW. rating, 4ft. long, made from heavy gauge sheet steel (galvanised). Can be used for greenhouse, workshop, aviary, etc., etc. Price £2/10/-, or with thermostat, £4/5/-, carriage 5/-. Write for Horticultural list. GUARANTEED 5 YEARS.

DON'T STUMBLE IN THE DARK




Install 2-way switches. Our outfit comprises: 30 yds. Multi-core cable, 100 cable clips, two 2-way switches, two wood blocks. Full instructions. 19/6 each (post and insurance 2/6).



Wrap our heater cable around the pipes in your loft to prevent a freeze up. Minor pack 14 yards £1.0.0. Major pack 21 yards £1.10.0.

THE SKYSEARCHER
An all mains set for 19/6



This is a 2-valve plus-metal rectifier set useful as an educational set for beginners, also makes a fine second set for the bedroom, workshop, etc. All parts, less cabinet, chassis and speaker, 19/6. Post & ins. 2/6. Data free with parts or available separately 1/6.

ECONOMY THREE

A 3-valve battery version of above. All components less cabinet, chassis and speaker, 19/6, plus 2/6 post and insurance. Data free with parts or available separately 1/6.

FLUORESCENT LIGHTS



These are complete fluorescent lighting fittings. Built-in ballast and starters—stove enamelled white and ready to work. Ideal for the kitchen, over the workbench and in similar locations. Single 40, 4ft. 3in. long, uses a 40 watt tube. Price 39/6 complete with tube. Carriage and ins. 5/6. Twin 20. Uses 2 20-watt standard tubes. Price 29/6 less tubes. Carriage and ins. 4/6.

DON'T BE CAUGHT LIKE THIS.




CAR STARTER CHARGER KIT

All parts to build 6- and 12-volt charger which can be connected to a "flat" battery and will enable the car to be started instantly. Kit comprising the following:

Mains transformer	22/6
5-amp. rectifier	17/6
Regulator Stud Switch	3/6
Resistance Wire	2/-
Resistance Former	2/6
Mains on/off Switch	2/6
0-5 am. Moving Coil Meter	12/6
Constructional Data	1/6

or if bought all together price is 62/6, plus 2/6 post and packing.

THE UNI-T.V.




Undoubtedly the most up-to-date television for the home constructor. You can build all or only part and the set when finished will be equal to a factory made equivalent. What other constructor T.V. has all these features?

- Made up units if required.
- All miniature valves.
- Metal rectifier.
- No expensive transformers.
- 13-channel circuitry.
- Multi-vibrator time bases.
- Ferroxcube, E.H.T. and scan coils.
- 34/38 mc/s. I.F.
- Suitable for any modern 12, 14 or 17in. tube.
- Modern contemporary cabinet if required.

The building cost (less tube) is only £29/10/- plus 10/- carriage and insurance. All parts guaranteed twelve months. Full information and data free with parts or available separately, price 3/6.

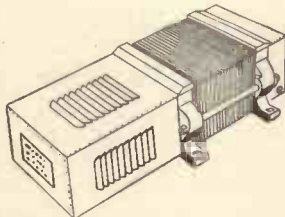
HALF-PRICE OFFER BEETHOVEN CHASSIS




Extremely well built on chassis size approx. 9½ x 7½ x 8½, using only first-class components, fully aligned and tested, 110-240 volt A.C. mains operation. Three wave bands covering medium and two shorts. Complete with five valves, frequency changer, double diode triode, pentode output and full wave rectifier. Special cash-with-order price this month, £5/19/6, carriage and insurance 7/6. Polished cabinet, 49/6.

CONSTANT VOLTAGE TRANSFORMERS

Made by the famous Advance Company, all brand new and unused. Specification: Type No. MTZ 267U, input 85-110 volts, 50 c.p.s., output 350 volts R.M.S. output current .83 amps. Price 37/6 each. Carriage and insurance 5/-.



THE MULLARD 510 AMPLIFIER



A High Quality Amplifier designed by Mullard engineers. Robust high fidelity with a power output exceeding 10 watts and a harmonic distortion less than .4% at 10 watts. Its frequency response is extremely wide and level being almost flat from 10 to 20,000 C.P.S.—three controls are provided and the whole unit is very suitable for use with the Collaro Studio and most other good pick-ups. The price of the unit completely made up and ready to work is £12/10/-, plus 10/- carriage and insurance. Alternatively, if you wish to make up the unit yourself we shall be glad to supply the components separately. Send for the Mullard amplifier shopping list.

19/6
Post 2/6



Powerful three-valve Mains amplifier, ideal for dances, parties, etc. Complete less chassis cabinet and speaker (available if required)—data 1/6 (free with parts).

"CHIMELITE"



It is a hall light as well as a double chime and you can make it in a couple of evenings for the total cost of only 19/6 including instructions, post, etc., 2/- data available separately price 2/-.



CONNECTING WIRE
P.V.C. covered in 100ft. coils—most colours—four coils different colours, 10/- post free.



MINI-RADIO

Uses high-efficiency coils—covers long and medium wavebands and fits into the neat white or brown Bakelite cabinet—limited quantity only. All the parts, including cabinet, valves, in fact, everything, £4/10/-, plus 3/6 post. Constructional data free with the parts, or available separately, 1/6.

CIRCUIT DETAILS

Diagrams and other information extracted from official manuals. All 1/6 per copy, 12 for 15/-.

American Service Sheets	R.109
A.1134	78 receiver
BC.348	76 receiver
BC.312	R29/ARCS
R.103A	R1116/A
B.C.342	RA-1B
RA-1B	ARESD
R-208	AN/APA-1
R-1155	78
R-1124A	76
R-1132A/R-1481	R.T.18
R-1147	CAY-46-AAM-
R-124A	RA-DAB
R-1082	A.S.B.-3
R-1355	Indicator 62A
B.C.1206-A/B	Indicator A.S.B.3
B-455-A (or -B)	Indicator 62
B-454-A (or -B)	Indicator 6K
B-453-A (or -B)	R.F. unit 24
Transmitter T1154/	R.P. unit 26
R.D.J.N.	R.F. unit 25
Fifty-eight walkie-talkie	R.F. unit 27
Frequency meter	Wireless set No. 19
B.C.221.	Demobbed valves

ELECTRONIC PRECISION EQUIPMENT LTD.

266 London Road, Croydon. Phone: CRO. 6558 Half-day Wednesday.	249 Kilburn High Road, Kilburn. Phone: MAI 4921 Half-day Thursday.	42-46 Windmill Hill, Ruislip, Middlesex. Phone: RUISLIP 5780 Half-day Wednesday.	152-153 Fleet St., E.C.4. Phone: FLEET 2833 Half-day Saturday.	29 Stroud Green Road Finsbury Park, N.4. Phone: ARCHWAY 1049 Half-day Thursday.
---	---	---	--	--

Post orders should be addressed to E.P.E. LTD., M.O. Dept. 2, SUTTON ROAD, EASTBOURNE. All enquiries to Eastbourne address and please enclose S.A.E., terms are cash with order.

ANNOUNCING THE SECOND AND LARGER

AUDIO FAIR

The latest and best sound reproduction equipment will be demonstrated to thousands of members of the public in the spacious Waldorf Hotel. All the leading manufacturers will be exhibiting. Each will have a private room where he will give practical demonstrations . . . and in the main hall, will have a stand displaying products.

THE FAIR WILL HELP THE DEALER BY

1. Stimulating and expanding public interest in High Fidelity.
2. Providing a unique opportunity of seeing and hearing all the latest equipment in this profitable field.

So, help yourself by telling your customers about the Fair and applying for COMPLIMENTARY TICKETS for them . . . Just send an addressed label NOW—naming total requirements—and for which days to:

Exhibition Office, 42 Manchester Street, London, W.1.

1957

The
LONDON AUDIO FAIR 1957

will be held at the
WALDORF HOTEL
Aldwych, W.C.2.

on
Friday 12th, Saturday 13th
Sunday 14th, Monday 15th
April, 1957

11 a.m. until 9 p.m.

Estd.

L·R·S

1925

EASY

TERMS

THE SPECIALISTS IN QUALITY EQUIPMENT

LEAK TL/10 and POINT ONE PRE-AMPLIFIER
VARISLOPE PRE - AMPLIFIER
F.M. TUNER, DYNAMIC PICK-UP etc.

Lowther • Chapman Tuners
Wharfedale • Goodmans • Kelly Loudspeakers

Connoisseur • Garrard • Collaro
Transcription Motors, etc.

All the above—in fact all QUALITY EQUIPMENT is available on EASY TERMS. Immediate delivery on most items.

SMALL DEPOSIT secures, balance plus 5% interest payable in 9 equal monthly instalments

or

50% DEPOSIT and balance plus 10% interest payable over 18 months or 24 months if required.

We pay carriage and cratage on all items.

Send us your requirements. We will quote by return.

The L · R · SUPPLY COMPANY, LTD.
BALCOMBE (Tel: 254) SUSSEX.

Percy Wilson, M.A.

Technical Editor of *The Gramophone*

has written the most up-to-date and comprehensive handbook on modern developments in sound reproduction that is available in any part of the world.

The Gramophone Handbook

examines, for the technician as well as the layman, the fundamental principles of reproduction, types of equipment, record wear, care and storage, installation and maintenance of equipment, and such topics as stereophonic reproduction.

Fully illustrated, 15s.

Methuen

The **NEW**
I. C. S.

LEARN-AS-YOU-BUILD

PRACTICAL RADIO COURSE


**LEARN
RADIO**

as you build your own receiver and testing instruments.

This new addition to the unrivalled I.C.S. range of technical training courses offers you a double opportunity. Here is your chance to gain a sound knowledge of basic Radio and Electronics theory—under expert tuition—whilst building your own 4-valve radio receiver, signal generator and high-quality multi-tester.

WHAT YOU GAIN At the end of the course you will have gained not only three pieces of equipment of permanent practical usefulness: you will have accumulated a personal "library" of reference material—I.C.S. Instruction Manuals, expertly edited and presented—which you can keep by you always for guidance. Furthermore, you will have gained immeasurably in knowledge, through a balanced combination of study and practical work—with the specialised help of the world's largest correspondence school.

TRAINING TO SUIT YOUR NEEDS Whether you plan to have a business of your own, to become a service engineer, to pursue a career in the radio industry, or to take up radio as a serious hobby—this course provides the ideal way of obtaining a firm foundation of essential knowledge. If you are an intending examination candidate, I.C.S. training offers you the most thorough preparation you could have.



4-valve Receiver.

Multi-tester (sensitivity 1,000 ohms per V.)

RF/AF Signal Generator.

All the equipment shown here is sent to the student as part of the course and the cost is included in the fee.

There are I.C.S. courses to meet your needs at every stage of your career.

Other courses include: RADIO ENGINEERING, RADIO SERVICING AND SALES, BASIC RADIO, RADAR ENGINEERING, BASIC RADAR, F.M. ENGINEERING, TELEVISION ENGINEERING, TELEVISION SERVICING, BASIC TELEVISION, ELECTRONIC ENGINEERING, INDUSTRIAL ELECTRONICS, BASIC ELECTRONICS, and guaranteed coaching for professional examinations.

**POST THIS
COUPON
TO-DAY**

to receive a FREE book which gives information on careers in Radio, etc., and full details of I.C.S. courses.

INTERNATIONAL CORRESPONDENCE SCHOOLS
Dept. 223G, International Buildings, Kingsway, London, W.C.2.
Name.....Age.....
Address.....
Occupation..... 2.57

INTERNATIONAL CORRESPONDENCE SCHOOLS



FM

at its best — with
HOMELAB

The **NEW** frequency modulation tuner

● The new **HOMELAB** Frequency Modulation Tuner conforms exactly to the famous Mullard design.

● A **volume control** is incorporated and also switching for gramophone, AM tuner and tape deck in addition to FM.

● The **tuner** is fitted with a pleasing bronze-finished escutcheon and a lead fly-wheel is coupled to the tuning knob to ensure smooth and accurate tuning in conjunction with a magic-eye tuning indicator.

● The **unit** can be supplied with or without power supply. Please send for full details.



Less power supply
£21.7.0

With power supply
£22.8.0

Please send for full details.

Homelab Instruments Ltd

615-617, High Road, Leyton, E.10.

Telephone: LEYtonstone 6851

MANUFACTURERS OF INSTRUMENTS FOR THE RADIO AND ALLIED INDUSTRIES

MAINS TRANSFORMERS

Primaries, 200/250 v. Half Shrouded.

HSM63.	250-0-250 v. 60 m/a., 6.3 v. 3 a., 5 v. 2 a. (Midget)...	16/3
HS2.	250-0-250 v. 80 m/a., 0-4-6.3 v. 4 a., 0-4-5 v. 2 a.....	19/-
HS3.	350-0-350 v. 80 m/a., 0-4-6.3 v. 4 a., 0-4-5 v. 2 a.....	19/-
HS3X.	350-0-350 v. 100 m/a., L.T., as above.....	23/-
HS150.	350-0-350 v. 150 m/a., 6.3 v. 3 a., 5 v. 3 a.....	27/9

Fully shrouded

FSM63.	250-0-250 v. 60 m/a., 6.3 v. 3 a., 5 v. 2 a. (Midget)...	16/9
FSM66.	250-0-250 v. 60 m/a., 6.3 v. 3 a., 6.3 v. 2 a. (Midget)	17/3
FS43.	425-0-425 v. 200 m/a., 6.3 v. 4 a., C.T., 6.3 v. 4 a., C.T., 5 v. 3 a.....	47/6
F36.	250-0-250 v. 100 m/a., 6.3 v. 6 a., 5 v. 3 a.....	29/6
FS150X.	350-0-350 v. 150 m/a., 6.3 v. 2 a., C.T., 6.3 v. 2 a. C.T., 5 v. 3 a.....	31/6

FILAMENT TRANSFORMERS

Primary 230 v. F3X 6.3 v. at 1.5 amps.....	5/9
Primaries 200/250 v.	
F.3. 6.3 v. at 3 amp., 8/11. F6. 6.3 v. 2 a.....	7/6
F12X. 12 v. 1 a., 7/9. F12. 0-6.3-12.6 v. 3 a.....	16/6
F24. 0-12-24 v. 3 a.....	23/6
F34. 0-4-9-15-24 v. 3 a.....	26/6

C.W.O. Postage 1/3 extra under 10/-. 1/9 extra under £2.
2/9 extra under £3.

Lists, etc., stamped addressed envelope please.

H. ASHWORTH (Dept. W.W.),
676, Gt. Horton Road, Bradford 7, Yorks.

THE WORLD'S GREATEST BOOKSHOP

FOYLES

★ ★ FOR BOOKS ★ ★

FOR ALL YOUR
Technical Books

Foyles have departments for Gramophone Records,
Stationery, Handicraft Tools and Materials, Music,
Magazine Subscriptions, Lending Library.

119-125 CHARING CROSS ROAD, LONDON, W.C.2

Gerrard 5660 (20 lines) ★ Open 9-6 (Tburs. 9-7)

Nearest Station : Tottenham Court Road


POLYTHENE

**PROTECTIVE CAPS & PLUGS
FOR
STANDARD INTERNAL & EXTERNAL
THREADS
OR
SPECIAL MOULDINGS**

AMPLEX APPLIANCES (KENT) LTD.

19 DARTMOUTH ROAD, HAYES, BROMLEY, KENT
(RAVensbourne 5531)

All export enquiries to
ANGLO NETHERLAND TECHNICAL EXCHANGE LTD.
3, TOWER HILL, LONDON, E.C.3.



Capacitance Bridge specifically designed to measure

ELECTROLYTIC AND TANTALUM CONDENSERS

Capacitance Range: 0.1 to 11,000 μ Fd, Power Factor Range: 0.1 to 30%. Polarisng Voltage: 0.5 to 600 volts.

This is one instrument from our range which includes:

**VALVE VOLTMETERS · OSCILLATORS · PULSE GENERATOR · ATTENUATORS · MEGOHMMETER
BREAKDOWN TESTER · BRIDGES FOR MEASUREMENT OF R.C.L.**

Your enquiries for our comprehensive range of sensitive METERS are invited.

BRITISH PHYSICAL LABORATORIES · RADLETT · HERTS

Telephone: RADLETT 5674.

REMOTE CONTROL ?

We cannot do the Indian Rope Trick but with

FLEXIBLE SHAFTING

We can operate any element requiring rotation or push-pull movement, or both, no matter if the controlled element is close to or at a distance from the control point.

We can operate from an accessible point, switches, valves and other electrical and mechanical devices located in inaccessible places.

We can, in fact, solve your problems.



Flexible Shaft Handbook available to technicians on request.

S. S. White
THE CO. OF GREAT BRITAIN LTD.
INDUSTRIAL DIVISION
BRITANNIA WORKS,
ST. PANCRAS WAY, LONDON, N.W.1.

Telephone: EUSTon 5393

R.C. 3

All your TV Components from one source

including Pinnacle Valves

Pinnacle valves are guaranteed for one year



The most COMPLETE T.V. COMPONENT REPLACEMENT SERVICE in Great Britain

DAY and NIGHT service phone TIDeway 2330



Our Robot Telephone Answering Machine "FLIBAK" will record your order with accuracy. This service allows long distance calls to be made at cheap rates. No time is wasted waiting for a line to Departments. "FLIBAK" has been installed to give more efficient service by relieving the pressure on our phone lines during the day. Please make your orders definite, do not ask us to phone back. We will notify you in the unlikely case of our being out of stock.

Please add postage and packing (1/6 up to 10/-, 2/- up to £1, 2/6 up to £2). Ordering a number of items at one time will show a considerable saving. The minimum rate for postage and C.O.D. made by the G.P.O. is 2/6. All orders over £5 Packing and Postage Free.



REPLACEMENTS
134/136 LEWISHAM WAY, NEW CROSS S.E.14. TIDeway 3696-2330
Telegraphic: FLIBAK, London, S.E.14

LYONS RADIO LTD.

RECEPTION SETS TYPE R.109. Ex-Army 8-valve superhet receivers employing 5 ARP12s and 3 ARAs. Fitted with miniature speaker and vibrator type power pack for operation from 6 v. accumulator. Frequency range, in two switched bands, 1.8 to 8.5 Mc (30-187 metres). Front panel is fitted with all controls including RT/CW. switch and two jacks for alternative headphone listening. Size approx. 13x12x11in. In good condition, supplied aerial tested with circuit diagram. PRICE ONLY 85/- or less valves 45/- Carriage 8/6. DOUBLE HEADPHONES, with headband and connecting cord which terminates in the correct type of jack plug to fit above Rx., low impedance. PRICE 6/9. Post, if supplied separately, 1/-.
POWER UNITS TYPE 15. Rotary converter units fitted with starter relay, carbon pile voltage reg., input and output filter and housed in metal cases approx. 12x8x6in. Input 12 v. D.C. Output D.C. 300 v. at 70/940 m.A., 150 v. at 10 m.A. and 6 v. at 5 A. In good condition. PRICE 35/-, carriage 7/6.
AMERICAN I.F.E. UNITS. Contain a wealth of useful components including relays and Sprague condensers and 10 valves (6 6SH7s, 2 7193s, 2 6HG6s) etc., and a rotary converter unit which can be used as a Blower. Motor of slow speed motor and works from 6 v. or 12 v. accumulator. Rating of converter is 18 v. D.C. input and 480 v. D.C. output. One end is fitted with gearbox from which protrudes two driving shafts which revolve at 4 and 16 r.p.m. for 12 v. input and at half this speed for 6 v. input. Gearbox and fan can easily be removed if required. In good condition. PRICE ONLY 30/-, carriage 5/-.
3 GOLDHAWK ROAD, (Dept. M.W.) SHEPHERD'S BUSH, LONDON, W.12
Telephone: Shepherd's Bush 1729

SURREYSTEEEL COMPONENTS LIMITED

for PRESSED METAL COMPONENTS — FINISHED TO SPECIFICATION —



MANY STANDARD TOOLS AVAILABLE IN STOCK
74-76 CHURCH ROAD, BARNES, S.W.13
Riverside 6673/4

a low
cost
F.S.K.
link

Plessey

Type PVR.102A Fixed Station Diversity Radio Teleprinter Receiving Terminal



Designed in collaboration with International Aeradio Limited, the type PVR 102A Terminal has been introduced to provide an inexpensive radio teleprinter receiving equipment wherever some degree of manual control is acceptable. It is particularly suitable for regional point-to-point communications and meteorological broadcasts at Airports and for Press Agency and similar work.

Due to its low initial cost and its relatively simple installation, the terminal now offers radio teleprinter communications for use in circumstances where financial considerations have previously made them difficult to justify.

FEATURES

Built-in metering arrangements provide for checking, setting-up and monitoring of all important circuit functions.

Direct operation of up to three teleprinters; no keying relays are used, thus ensuring maximum reliability and freedom from radio interference.

Five separate channels, each pre-set and crystal controlled. Provision of crystal trimmers ensures that fre-

quency is exact. Change of channel is effected by the operation of one knob.

Channel selector switch can be motor-driven from the rear, thus permitting remote control. A remote channel selection unit is available.

F.S.K. transmissions of differing shifts catered for by the use of plug-in filters. Standard shift 200-850


c.p.s. by use of linear discriminator.

Rapid diversity switch action on small signal differential over wide range of inputs. Complete suppression of weaker diversity signal.

A brochure setting out extensive technical data concerning the PVR 102A Terminal is available on request. Please ask for Plessey Publication No. 789/1.

ELECTRONIC AND EQUIPMENT GROUP

THE PLESSEY COMPANY LIMITED · ILFORD · ESSEX



McMURDO

Red Range Connectors

NOW AVAILABLE

8 way 16 way

24 way 32 way 24 way connector

- * Gold plated Contacts
- * Nylon loaded P.F. mouldings
- * Easy insertion and withdrawal

Send for full technical information to

THE McMURDO INSTRUMENT CO. LTD., ASHTEAD, SURREY

Telephone: ASHTEAD 3401

JSP/RRC3

ADAPTATAPE

Is the name of the new **SONOMAG** Pre-Amplifier recommended on page 238 of the November "Hi-Fi News" to those already owning Hi-fi equipment and wishing to add tape reproduction of the same quality.

This is the **ONLY** pre-amp. at present available designed specially for the new Collaro Transcripator, and rigidly fixed as a unit to it.

Demonstrations to all hi-fi enthusiasts of our pre-amp. used in conjunction with the Collaro Transcripator Tape Unit, Collaro Transcription Motor, Leak Dynamic Pick-up and Diamond stylus, Leak Trough-line F.M. Tuner, Wharfedale Baffle 3-speaker system and Leak main amplifiers, will convince you of the fine standard of recording possible. Day, or evening (by appointment).

Price 32 gns.

(Power pack, if required, 4 gns. extra.)

Fitted into Fireside Console cabinet, oak, walnut or mahogany finish, 40 gns.

Your own Collaro Unit fitted, aligned, tested and guaranteed (at our factory only) for 16 gns.

Complete Tape Recorders, including Collaro Microphone and 1,200ft. tape. Portable 48 gns. Console (with extra large speaker) 58 gns.

Leaflet on request.

Credit facilities from:

H. C. Harridge, 8, Moor Street, Cambridge Circus, W.1.
Holleys Radio, 315, Camberwell Road, Camberwell Green, S.E.5.
Jackson Radio, 163, Edgware Road, W.2.
London Radio Supply Co. Ltd., Balcombe, Sussex.
Readings Music Stores, 11, Station Approach, Clapham Junction, S.W.11.

Sound-Tape-Vision, 71, Praed Street, Paddington, W.2.
Woods Radio, 198, Lavender Hill, Clapham Junction, S.W.11.

SONOMAG Ltd.,

2 St. Michael's Road, Stockwell, S.W.9

(Minute from Stockwell Tube)

Telephone: BRU 5441

CABINETS for EQUIPMENT, SPEAKERS & RECORDS

Write for fully illustrated Catalogue.




The "DUNSTER"

A. L. STAMFORD (Dept. I.4), 20 College Parade, Salisbury Road, London, N.W.6

INDICATOR UNITS ID-16/TPS-IA

PART OF RADAR Type AN/TPS-IA. BRAND NEW

Supplied complete with



Tray of spares including a high sensitivity (20,000 ohms per volt and 60 megohms) **NINE RANGE** Universal Test Meter type TS-96/TPS-I or Voltage Divider type TS-98/AP in specially made chests and in original packing.

Also available any American or U.K. Govt. Surplus Equipment for Navy, Army and Air Force.

Full details and prices from:

ELECTRICAL & WIRELESS SUPPLY CO.
69 Church Road, Moseley, Birmingham 13

RADIO · TELEVISION · HI-FI · ELECTRONICS · RECORDERS

3-SPEED AUTO-CHANGERS
BRAND NEW IN MAKERS' CARTONS



GARRARD RC.120/H. 3 speed. Complete with t.o. crystal pick-up. Incorporates manual and auto control enabling records to be played singly or automatically as desired. Cabinet space required: 14 x 12½ x 4½ in. above and 2½ in. below. Cream/brown finish. Limited number only. List £12/15/-.
LASKY'S PRICE £7.19.6
Carr. 3/6. Cabinets available.

GARRARD RC.80. Full length arm with two XMS heads or GC2 t.o. crystal head. List £20/15/-.
LASKY'S PRICE £13.19.6
Carr. 5/-.

B.S.R. 4 Spd. with t.o. crystal pick-up. Incorporates auto and manual control enabling records to be played singly.
LASKY'S PRICE £8.15.
Carr. 5/-.

T.O. CRYSTAL CARTRIDGES
B.S.R. complete with two styli.
LASKY'S PRICE 18/6, post free.

ACOS type HGP.37, as used in latest radiograms. L.P. and standard. Complete with styli, 22/- . Post 1/-.

DECCA PICK-UPS
3-speed with t.o. crystal head HI/G, and rest. Brown plastic.
LASKY'S PRICE 32/6. Post 2/6.

The New **WEARITE "DE-FLUXER,"** 50/- . Post 2/6.

LASKY'S BATTERY PORTABLE FOR HOME

CONSTRUCTION ON PRINTED CIRCUIT

You can build it complete with valves and case for only

£7.7.0

Post 3/6 extra.



10 STAR FEATURES make this the finest portable radio ever offered to the home constructor. Peak value for money has been achieved without any sacrifice of quality or design.

SIMPLICITY OF CONSTRUCTION. The use of all the latest innovations gives maximum simplicity of construction combined with fine quality performance. In particular, the **PRINTED CIRCUIT** greatly simplifies construction and completely eliminates the possibility of wiring errors. The veriest novice can build this portable radio easily and quickly and the cost complete, less batteries, is only £7/7/- . Plus 3/6 postage.

Demonstration models at both our addresses.

SEND FOR CIRCUIT DIAGRAM with assembly data, all instructions, illustrations and full shopping list. Price 1/6 post free.

YOU CAN BUILD A POWER SUPPLY UNIT FOR THIS PORTABLE.

For 200-250 v. A.C. mains. Made for the new low consumption valves. **COMPLETE KIT** containing printed circuit, brand new TCC condensers, latest STC metal rectifiers, all components, and full instructions, 45/- . Post 2/- . Also suitable for most other portables. Full details on request.

SEND 3d. STAMP FOR OUR LATEST BARGAIN LIST.

CONTINENTAL AM/FM RADIOGRAM CHASSIS



LASKY'S PRICE £16.19.6
Carr. 10/6.

Very special offer of a limited number only at wonderful bargain price! Built throughout of latest high grade components. 5 valve plus metal rect., gram socket and switch, piano key wavechange, tone control, independent AM/FM tuning. Covers med., long and V.H.F. wavebands. Valve line-up: ECC85, ECH81, EF89, EABC80, EL81. For A.C. mains 100-250 v.

SPECIAL P.A. OFFER!



TRUVOX "SENIOR" SPEAKER DRIVING UNIT (Pressure type) WELL BELOW HALF PRICE!

New and unused in makers' cartons. A P.M. moving coil loudspeaker driving unit with a power handling capacity of 15 watts peak. Provides substantially linear response from 200 to 10,000 c.p.s. With a 12ft. cinema horn the unit will reproduce down to 17 c.p.s. The Throat has an 18 t.p.i. thread with an external diameter of 1½ in.

LISTED AT **LASKY'S PRICE 59/6** Carr. 5/-.
£7/15/-

LASKY'S RADIO

SINGLE RECORD PLAYERS



B.S.R. type TU.8, as illustrated. 3-spd. motor and pick-up with HGP.59 t.o. crystal complete with styli.
LASKY'S PRICE 92/6
Post 3/6.
Above motor and turntable less pick-up, available at 57/6. Post 2/6.

COLLARO RC.3/554. 3-spd. Single Record Player with Studio t.o. crystal pick-up and styli.
LASKY'S PRICE £6.10.
Post free.

HI-FI SPEAKERS

Large stocks. Goodmans, Wharfedale, G.E.C., Lorenz, etc., including the **NEW WHARFEDALE 3-SPEAKER SYSTEM SFB/3.**

HI-FI AMPLIFIERS

Full range in stock. Quad, Rogers, Leak, R.C.A., Pamphonic, Unitelx, W.B., etc. Demonstrations at Tottenham Court Road.

IGRANIC JACK PLUGS, 2/6.

TAPE DECK CASES ALMOST HALF-PRICE



Strongly made and finished with light grey leatherette with black/silver bands, finger-shaped handle for easy carrying, strong hinges and clasps. Pocket in lid for tapes and spools, door for microphone, etc. Overall dim.: 15½ in. long, 13½ in. wide, 9 in. deep. Inside dim.: 14½ in. x 12½ in. x 5½ in. A real general purpose job! will take almost any type of Deck including Collaro Tape Transcriber, also almost any type of Record Changer including RC.80, etc.

LASKY'S PRICE 59/6
Post 3/6.

LARGE SELECTION OF CABINETS for TV and radiograms, carrying cases for record players, tape recorders, etc. Your enquiries invited.

LASKY'S RADIO



A REALLY FIRST CLASS F.M. TUNER FOR HOME CONSTRUCTION ON A PRINTED CIRCUIT

Note these star features:-
 ★ HIGH SENSITIVITY.
 ★ ALL BRAND NEW T.C.C. CONDENSERS.
 ★ AERIAL COIL AND R.F. COUPLING COIL PRINTED ON CIRCUIT.
 ★ 5 VALVES AND 2 GERMANIUM DIODES.
 By the use of a printed circuit the I.F. and R.F. amplifiers are extremely stable at maximum gain and results are consistent on all tuners.

Valve line-up:-
 R.F. Amplifier, Z719 or EF80.
 Mixer and Osc., B719 or ECC85.
 1st I.F. amp., W719 or EF85.
 2nd I.F. amp., W719 or EF85.
 2 Germanium Diodes GEX.34.
 Driver: Limiter, Z719 or EF80.
CAN BE BUILT FOR 8 GNS.
 (Including Valves)
 Write for full instructions data and illustrations, 2/6 post free.
 All parts available separately



JASON "ARGONAUT" AM/FM TUNER


A super-sensitive Tuner for F.M. and medium waves. The complete parcel with power supplies. **£13/19/6**
 Post 3/6
 Data Book, 2/- post free.
 All components available separately. Send for itemised price list.
 Chassis Assembly, 57/9, post 2/6.
 I.F. and Coil Set, 78/-, post 1/6.

5-Valve RADIO CHASSIS

Ideal as radio receiver for inclusion in a TV set. Brand new and unused. A.C./D.C. 200/250 v. I.F. 465 kc/s. A.V.C. 4 watts output, 3-station pre-set, frame aerial, fully aligned, chassis 10 x 5 1/2 in., max. height 5 1/2 in. Completely wired and ready for use with the addition of a speaker and output transformer. Two controls, volume and station switch. Valves used: 10C1, 10F9, or UF14, 10LD11, 10P14, U404 or UY41.
LASKY'S PRICE, less valves. 52/6
 Post 3/6.

SAVE POUNDS! ORDER BY POST IF YOU CANNOT CALL

FAMOUS MAKE TURRET TUNER



Complete with 12 Coil Sets. **99/6**
 Post 2/6
 Knobs 3/6

Covers all Channels, Bands 1 and 3. Valves used: PCC84, R.F. double triode, cascade R.F. amplifier, PCF80, triode pentode, I.F. and mixer. I.F. output 33-38 Mc/s. Easily modified to other I.F. outputs. Full instructions and circuit diagram supplied.

12 CHANNEL TUNERS

Famous make. Covers Bands I and III. Complete with valves EF80 and ECC81. Ceramic valve holders, finest quality components. Switch and fine tuning. I.F. output 20-25 Mc/s. Freq. coverage 60-87 Mc/s. and 178-215 Mc/s. Full details and circuit diagram supplied.
LASKY'S PRICE 79/6
 Post 3/6. KNOBS 2/9 extra.



BAND III CONVERTERS BELOW HALF-PRICE!

Brand new, manufactured by one of the well-known Pye group. In attractive plastic case complete with three brand new Mullard valves: Cascade R.F. Amp. PCC84, Osc. Mixer ECC81, Rectifier EZ90. Not a kit but complete with valves, ready for use.
 Original list price £9/9/-
LASKY'S PRICE 79/6 Post and Pkg. 5/-

JASON F.M. TUNER

Special parcel containing data book, chassis, front panel, dial, drive tuning condenser full set of coils. I.F.'s ratio detector, etc.
DATA BOOK with price list 2/- post free. **68/9**
 Post 2/6
 Note: This tuner uses 4-6A6 and 2 crystals and can be built for £6/15/-, plus 3/6 post.

DULCI F.M. TUNER

Incorporates its own power supply and provides complete F.M. coverage. Operates with most radio receivers and any make of Amplifier. Valve line-up: EABC80, ECC85, two EF89, 6X4 (Rect.), EM80 magic eye indicator. Dial 10 1/2 x 6 in. Overall size 9 x 8 x 5 1/2 in. high.
 Complete **£17.10.0**
 Carr. & Pkg. 7/6.
DULCI AM/FM TUNER 220/17/-

METER BARGAIN

2 1/2 in. moving coil. Brand new micro-ammeters F.S.D. 0-750 micro-amps, 15 ohms resistance. Post extra. **15/-**

BUILD THIS FIRST-CLASS TAPE RECORDER AT MANY POUNDS SAVING

LASKY'S PORTABLE TAPE RECORDER KIT

- Comprises:-
 ★ Fully fitted portable case 59/6
 ★ Latest type Truvox Deck 23 gns.
 ★ Tape Recorder Amplifier 12 gns.
 7x4 Elliptical Speaker, 19/6
 ★ 1,200ft. E.M.I. Tape, 35/-
 ★ 7in. Plastic Spool, 4/6



LASKY'S PRICE COMPLETE KIT 36 GNS. Carr. & Pkg. 25/-.



LATEST BRENELLE TAPE EQUIPMENT

Deck. 3-speed, 3 motors, record and play back. 18 gns.
 Amplifier Mk. II. 5 watts, for use with 3 ohms speaker. Magic eye. 18g gns.
 Carrying Case £4/18/-
 Complete equipment less mike, with tape, in carrying case ready for use.
 Full details on request. **48 GNS.**

LASKY'S RADIO CONSTRUCTOR PARCELS



PARCEL No. 1
 Contains everything to build a 4-valve 3-wave superhet for 200/250 A.O. mains. Uses 6K5, 6K7, 6Q7, 6V6 valves. Attractive wood cabinet, walnut veneer, or plastic cabinet as illustrated. Size 12 x 6 1/2 x 5 1/2 in. deep. **CAN BE BUILT FOR £7.19.6**
 Carr. and packing 2/6.

PARCEL No. 2
 Contains everything to build a T.R.F. 3-valve set for 200/250 A.C. mains, medium and long wave. Uses 6K7G, 6J7, 6V6 and metal rectifiers. Neat plastic cabinet, walnut or ivory finish, or wood cabinet. Size 12 x 6 1/2 x 5 1/2 in. deep. **£5.10.0**
CAN BE BUILT FOR
 Carriage and packing 2/6

INSTRUCTION BOOK for either above sets 1/- post free.
CABINETS ONLY, plastic or wood, 17/6.
 Post 2/6.
 All components available separately.

ALUMINIUM CHASSIS

18 S.W.G. undrilled, 4 sides, reinforced corners. Depth 2 1/2 in.
 6 x 4 4/-; 12 x 8 7/-; 16 x 10 8/3;
 8 x 6 5/-; 14 x 9 7/6; 12 x 3 4/9;
 10 x 7 6/-; 16 x 9 8/-; 12 x 6 6/6.
 Post 1/- per chassis extra.

LARGE RANGE OF TAPE DECKS

Collaro "Tape Transcriber," £20.
 Truvox 23 gns.
 Lane £18/10/-.
 Brenell 18 gns.
 Wearite £35 and £40.

TAPE RECORDERS

Large range, Elizabethan, Truvox, Sound, Vortexion, Brenell etc.

TAPE DECK MOTORS

Anti-clockwise, shaded pole. Collaro 25/- Garrard 28/6. B.T.H. 29/6. Post extra.

NEW PLASTIC RECORDING TAPE

"Ferrovoice," on plastic spool, 1,200ft. List, 32/6.
LASKY'S PRICE 25/-
 Post 1/-
 Spare 7in. spools, 3/6.

SPECIAL OFFER! Magnetic Recording Tape, kraft base. On Cyldon metal spools: 1,200ft. 11/6; 600ft. **7/6**
 On plastic spools: 1,200ft. 12/6; 600ft. 9/6.

PURETONE Tape on plastic spool, 1,200ft., 14/11. Post 1/- extra.
 All makes of Tape including thin long-playing. Also spools.

GERMANIUM CRYSTAL DIODES

GEX.00 1/6
 GEX.34 3/6
 GEX.54 and OA71 5/-

FERRITE ROD AERIALS

Med. and long waves, wound, ready for use. Each 6/9, post 1/-.

FERRITE ROD

6in. long, 1/4 in. diam., with full instructions for making a Ferrite rod aerial, 2/6. post 1/-.

STANDARD 2-GANG CONDENSERS

.0005 mfd., with fixing feet. Each 5/11. Post 1/6.

MORE MONEY-SAVING LASKY BARGAINS ON NEXT PAGE

EVERYTHING FOR HOME CONSTRUCTOR & SERVICEMAN

MAINS TRANSFORMERS

All 200-250 v. 50 c.p.s. primary, finest quality, fully guaranteed.
 MBA/3. 350-0-350 v. 80 mA. 6.3 v. 4 a., 5 v. 2 a. Both filaments tapped at 4 volts. 19/6.
 MBA/7. 250-0-250 v. 80 mA. 6.3 v. 3 a. 5 v. 2 a. Both filaments tapped at 4 volts. 19/6.
 AT/3. Auto trans. 0-10-120, 200-230-240 v. 100 watts. 19/6.
 MT/340. Tapped input 200/250 v. 300-0-300, 100 mA., 5 v. 3 amp., 6.3 v. 1.5 amp. 19/6.
 MT/341. Tapped input 250-0-250, 120 mA., 6.3 v. 5 amps., fully shrouded. 27/6.

6-VALVE RADIOGRAM CHASSIS COMPLETE WITH VALVES

Famous Manufacturer's Surplus 6-valve 3-wave Superhet. 13-50 m. short. 200-550 m. medium. 1,000-2,000 m. long. Brand new Mullard valves: ECH42, EF41, L63, EB41, 6V6, g.t. EZ40 and finest quality components. Gram., switch, 405 Kc/s. I.F. tone control, three-colour dial. Overall size 13½ x 5in. height 12½in. Aperture required for dial and controls 11 x 3½in. Complete with valves, output trans., knobs, etc.

LASKY'S PRICE £10.19.6
 Carriage and Packing 7/6 extra

5-VALVE RADIOGRAM CHASSIS complete with valves, £9/19/6. Carr. & Pkg. 7/6.

MOVING COIL P.M. SPEAKERS

2½in. 3in. and 3½in., 19/6.

5in.	6½in.	8in.	10in.	12in.
16/6	17/6	25/-	32/6	29/6

6½in. with transformer .. 21/-
 7 x 4in. Elliptical..... 19/6
 10 x 6in. Elliptical..... 32/6

GOODMANS 12in. AUDIOM 50 P.M. SPEAKERS

10 watts. Limited number only. Listed at 16/15/-.
LASKY'S PRICE 97/6
 Post free

HI-FI ELECTROSTATIC SPEAKERS ("TWEETERS") AT REDUCED PRICES

For high fidelity sound reproduction. Easy to fit to any radio, TV receiver or amplifier. Full data and circuit diagram supplied with each.

LSH75. For outputs up to 6 watts, 8/-.
 LSH518. For outputs of 10-12 watts, 12/6.
 LSH100. For outputs up to 20 watts 14/-.

LPH65. Moving coil Tweeter. Imp. 5.5 ohms, freq. range 2,000-2,200, 50 c/s. For outputs up to 6 watts. 2½in. diameter, 39/6. All post free.

16" METAL CONE C.R.T. AT ENORMOUS SAVING!



BRAND NEW AND PERFECT

Convert to big picture television at a price you can afford. Note especially that these are not "seconds" but perfect tubes without fault, and supplied in original cartons. Brief specification: 6.3 v. heater, ion trap, 14 Kv. E.H.T., wide angle 70 deg., standard 38 mm. neck, duodecal base, magnetic focus and deflection. Maximum length 17 ½ in. Gives large 11 x 14 ½ in. black and white picture. **GUARANTEED BY US FOR 3 MONTHS.**

Full data, connections and suggested time bases supplied with every tube.

LIMITED AT £23.9.10 LASKY'S PRICE £8.9.6

Carr. and Insur. 22/6 extra.

Masks, Anti-Corona, Bases and Ion Traps available.

FEW ONLY 17IN. C.R. TUBE.

Type C17FM, rectangular, aluminiumised, 6.3 heater. Brand new and unused.

LASKY'S PRICE £14.19.6

Also, 14in. at £12/19/6. Carr. and ins. 22/6.

TRANSISTORS

Special Offer. Junction type suitable for use in local station receivers, amplifiers and pre-amplifiers, etc.

Each **10/-**
 Post free.

MULLARD TRANSISTORS

OC70	OC71	OC72
21/-	24/-	30/-

BRIMAR TRANSISTORS

TS1, 18/-	TS2, 21/-
TS3, 24/-	TP1 or TP2, 40/-

TRANSCRIPTION TURNTABLES

by Lenco, Garrard, Collaro.

RII55 RECEIVERS

Available on Easy Terms. In original wood transit cases. Used, Grade 1, £9/19/6. Used, Grade 2, £7/19/6. Carr. 19/6.

Power Pack and Output Stage with 6½in. Speaker, 5 gns.

FAMOUS AMPLIFIERS BUILT ON T.C.C. PRINTED CIRCUITS

All specified components are used and you have your choice of transformers and chokes by Partridge, Haddon, W/B, Ellison or Gilson. Demonstrations given at any time.



MULLARD 510. Fully assembled complete with valves ready for use. Price, according to make of transformers, from **15 Gns.** **COMPLETE KIT** of parts and Printed Circuit for building the Mullard 510, from **12 Gns.** Details on request. Book, 3/6 post free. Printed Circuit separately, 22/6.

OSRAM 912, fully assembled complete with valves ready for use. Price, according to make of transformers, from **18 Gns.** **COMPLETE KIT** of parts and Printed Circuit for building the Osram 912, from **15 Gns.** Details on request. Book, 4/- post free. Printed Circuit separately, 50/-.

All components for either above Amplifiers supplied separately. Price list on request.

★ LASKY'S ANNOUNCE A NEW PORTABLE GRAM AMPLIFIER KIT

Of very small dimensions and suitable for any type of mains operated portable Record Player. All brand new components, latest circuit technique. The price of the Kit, complete with valves, rectifier and 6 x 4in. elliptical speaker, will be under £4.

Full details on request.

DATA BOOK and shopping list, 1/6 post free.

LASKY'S RADIO

FILAMENT TRANSFORMERS

All 200-250 v. 50 c.p.s. primary, finest quality, fully guaranteed.
 6.3 v. 1.5 amp..... 5/11
 6.3 v. 3 amp..... 9/6
 6.3 v. 1 amp..... 4/6
 0-30 v. 2 amp. tapped voltages 19/6

MAKERS' SURPLUS TV COMPONENT BARGAINS

WIDE ANGLE 38 mm.
 Line E.H.T. Trans., ferro-cube core, 9-16 kV..... 25/-
 Scanning Coils, low imp. line and frame 25/-
 Ferro-cube cored Scanning Coils and Line Output Trans., 10-15 kV, EY51 winding, Linc. Trans. Incorporates width and linearity control. Complete with circuit diagram the pair..... 50/-
 Frame Output Transformer..... 6/6
 Scanning Coils low imp. line and frame 17/6
 Frame or line blocking oscillator transformer 4/6
 Focus Magnets Ferro-dure..... 19/6
 P.M. Focus Magnets, Iron Cored..... 19/6
 Diomag Focalisers..... 22/6
 300 ma. Smoothing Chokes..... 15/-
 Electromagnetic focus coil with combined scan coils..... 25/-

STANDARD 35 mm.
 Line Output Transformers. No E.H.T. 12/6
 Line Output Transformers 6.9 kV. E.H.T. and 6.3 v. winding. Ferro-cube 19/6
 Scanning coils. Low imp. line and frame 12/6
 Ditto by Igranite 14/6
 Frame or line blocking oscillator transformer 4/6
 Frame output transformer..... 7/6
 Focus Magnets: Without Verrier..... 12/6
 With Verrier..... 17/6
 Focus Coils, Electro-magnetic..... 12/6
 200 ma. Smoothing Chokes..... 10/6

LASKY'S FOR VALVES 20,000 IN STOCK

Here are a few examples of brand new surplus and imported valves:

EB91 7/6	EV41 10/6	EY51 12/6
EB41 7/6	EF80 10/6	EC84 11/6
EAPC80 10/6	EF85 10/6	EY86 14/6
EAF42 10/6	EP86 12/6	EZ40 8/6
EB41 10/6	EP89 10/6	EZ80 8/6
ECC85 10/6	6K8 10/6	PCP82 12/6
ECC84 15/6	6V6 8/6	PCC84 12/6
ECC83 9/6	6K7 5/6	PL81 13/6
ECC82 9/6	6G7 10/6	PL82 10/6
ECC81 9/6	6G6 8/6	PL83 11/6
12AT7 8/6	5Z4 9/6	PY90 10/6
12AU7 8/6	DAF96 10/6	6AT6 7/6
12AX7 9/6	DL96 10/6	6AT7 7/6
ECF82 15/6	DK96 10/6	185 7/6
ECM42 10/6	DF96 10/6	384 7/6
ECH81 11/6	Set of 432/6	1T4 7/6
ECL80 11/6	DM70 9/6	1R5 7/6

Also full stocks of B.V.A. Valves and C.R. Tubes at the new lower list prices.

WRITE FOR COMPLETE LIST

H.P. TERMS AVAILABLE
 Write stating requirements.

BAND III AERIALS. All types, outdoor or indoor, also Duplexes, Crossover Boxes, Co-axial Plugs, Socket and Cable.

TWO ADDRESSES FOR PERSONAL CALLERS
 OPEN ALL DAY SATURDAY EARLY CLOSING: THURSDAY

42 TOTTENHAM COURT ROAD, W.1.

Nearest Station: Gooch Street, MUSEum 2605

370 HARROW ROAD, PADDINGTON, W.9.

(Opposite Paddington Hospital) LAD 4075 and CUN 1979

ALL MAIL ORDERS TO HARROW ROAD PLEASE

LASKY'S RADIO

LASKY'S (HARROW RD.) LTD.

There is always a fine selection of equipment at

3 cm. TEST SET

TYPE 263

Containing transmission type w/meter complete with detector unit 9280-9480 Mc/s, attenuator unit, 2 coaxial to wave-guide feeders, impedance matching unit, medium power dummy load, standing wave indicator with lock using CV.263 indicator valve, metered indicator unit, various connectors. Suitable for testing medium and low power radar installations. Price £20 carriage paid.



WAVEMETER TYPE W.1310

Coverage 155 to 230 Mc/s. continuous, complete with Test Prod. Input 230 v. 50 cycles. New condition, £3/10/-, plus 7/6 carr.

BLOCK CONDENSERS

8 mfd. 600 v. W., 5/6 each, post paid. 4 mfd. 400 v. W., 4/- each, post paid.



AN/APN.1 TRANSDUCER

This Unit consists of Magnet, and Coil which is attached to an aluminium diaphragm suspended freely and perforated to prevent air damping. Mounted on a Ceramic cover which sits over the diaphragm is a form of 2-Gang capacitor which has a swing from 10-50 pF.

The above unit is used as part of Wobbulator described on page 252 of the June "Wireless World." PRICE 7/6 p.p.

APQ.2. RADAR/JAMMING UNIT

Freq. 450-710 Mc/s. Containing 931a Photo Multiplier Cell complete with resistance network and light proof box. Wide band amplifier 2 6AC7, 1 6AG7, 2 388a. This unit is similar to the A.P.Q9 Jamming Unit. Brand new £5 plus 10/- carriage.

MORSE SIGNALLING LAMPS

(Aldis type) 5in. dia. with sighting arrangement, 2 handles, keying switch, and 2 yards cable. In wood carrying case, 10/- plus 3/- p.p.

MINIATURE I.F. STRIPS

Size $10\frac{1}{2} \times 2\frac{1}{2} \times 3$ in. Frequency 9.72 Mc/s. 2 EF.92s and 1 EF.91 I.F. amps. EB.91. DET/AGC. EF.91 AGC. Amp. and EF.91 Limiter. Circuit supplied.

Price 8/- less valves.
Post paid.



TRANSMITTER Type T1131-L

Frequency 100 to 156 Mc/s. Output 50 W. Crystal controlled. 200-240 v., 50 c.p.s. Power supply. Housed in 6ft. standard on 19in. rack. In new condition complete with valves.

Send for full details.

EDDYSTONE 358X

COMMUNICATION RECEIVERS (B34)

Range 40 kc/s. to 31 Mc/s. covered with 10 plug-in coils; only 4 coils available covering 600-1,250 kc/s., 1,250-2,100 kc/s., 2,100-4,500 kc/s., 9,000-22,000 kc/s. Selectivity: 2 kc/s at 2.5 db down; 5 kc/s at 35 db down; 150 c/s. at 5 db down with crystal. Supply required: 6 v. 1.4 a.; 175/200 v. 65 m/a. CIRCUIT: variable mu pentode H.F. amplifier, triode-hexode frequency changer, two I.F. amplifiers (450 kc/s.), crystal filter, A.V.C./detector/A.F. amplifier, output stage, B.F.O. valve check meter.

£8.10.0 With power supply, plus £1 packing and carriage.

POWER UNIT Type 173

24 volt D.C. input, 120 v., 60 m/a. output. Containing Vibrator Transformer, 12 volt Vibrator, two 120 volt Selenium Rectifiers. Chokes and Condensers. Size $10\frac{1}{2}$ in. \times 6in. \times 3in. Price 12/6 post paid.



BENDIX TRANSMITTERS

TYPE T.A. 12B Master oscillator type transmitter. 4 channel 40 W. operation provide telephone. CW or MCW in frequency ranges of 300-600 kc/s., 3-4.8 Mc/s., 4-6.4 Mc/s., 4.37-7 Mc/s. Each of the 4 channels has its own oscillator and uses a 12.SK.7. The IPA stage consists of an 807, while the PA is two 807s in parallel. Size $10\frac{1}{2}$ in. \times 6 $\frac{1}{2}$ in. \times 15 $\frac{1}{2}$ in. Price £3/15/-, plus 10/- carr.

INVERTERS

Miniature 3-phase (ex-compass unit) 24 v. input with 17 v. 3-phase, 400 c/s. output. These have been used by model makers as motors and are known as the "5/- Motor." Will run quite successfully on 12 volts. 5/- plus 2/- p.p.

I.F. AMPLIFIER UNIT

460 kc/s. with IT4. Brand new and boxed. Fully screened in plug-in box. Size 2 $\frac{1}{2}$ in. \times 1in. \times 4 $\frac{1}{2}$ in. Price, with circuit, 10/- each, plus 1/- p.p.



POST OFFICE COUNTERS

500 ohm, 4 figure no reset; size 5 \times 1 $\frac{1}{2}$ \times 1in. 5/- each, p.p.

BUZZERS

6 volt A.C., with tone adjuster, size 2 \times 1 \times 2 $\frac{1}{2}$ in., 4/- p.p.

BOOST GAUGES

2in. dia.; suitable after minor adjustment as car induction manifold meter. 2/6 p.p.

INDICATOR LAMPS

American panel type complete with 6 v. bulbs in set of 4, 3 green jewels and 1 red jewel, 10/6 post paid.

R.F. UNITS

R.F.24 20-30 Mc/s. Switched Tuning. Valved 9/6 each.

R.F.25 40-50 Mc/s. Switched Tuning. Valved, 9/6 each.

R.F.26 50-65 Mc/s Variable tuning, valved. Damaged dials 20/- each; perfect: dials 25/- each.

Packing and postage 3/- each type



All these fine offers are on display at 

PROOPS BROS. LTD. —

The Walk-around Shop

VALVE TESTERS

MODEL 314

This model is of American manufacture and versatile, free-point return valve tester. Its design is such that it enables the user to test any type valves, regardless of its filament voltage or base wiring. Flexibility is attained by using individual lever switches for each valve element. Complete coverage of American Series including Acorns.



Instruction manual supplied.

Complete in Carrying case **£10** Plus 10/- carriage.

RIIIS RECEIVERS

Air Tested, in good secondhand condition. Price **£6/5/-**, plus 10/- packing and carriage.

A room - to - room telephone . . .

Ideal for two-way conversation, house-to-garage or internal communication.

- No batteries required
- No soldering required
- Just connect it up and it works

The sets consist of 2 high-quality microphone/receivers (new and boxed) and 15 yards of twin wire.

COMPLETE FOR 8/6
plus 1/6 postage



MAINS POWER UNIT Type 234

(For use with Receiver T1392) Double Smoothed 200-250 v. 50c. input. 240 V. 100 mA. 6.3 at 6 amps. with Volt Meter reading input and output voltages. Size: 19in. x 10in. x 6½in. Standard Rack Mounting. Price **£4/10/-** each, plus 7/6 carriage.



RECTIFIERS

Chassis cooled, brand new, 125 volt, 80 mA., 4/9 p.p.; 250 volts; 50 mA. 8/3 p.p.

BATTERY CHARGING LEADS

2 yds. of cab tyre twin cable, and 2 large crocodile clips; new and boxed. 3/- p.p.

HEATER TRANSFORMERS

6.3 volt, 1½ amp. Brand new, 6/6 each plus 1/- p.p.

CR.300/1 RECEIVER & POWER SUPPLIES

Available for callers only.

DESYNN TYPE Antenna or Beam position indication

This comprises a Transmitter unit and Indicator which will operate on 12 or 24 volts D.C. and will indicate with instantaneous and smooth pointer movement. The Transmitter is a specially designed potentiometer and will operate the Receiver on a simple three-wire system and the receiver in this instance is calibrated in Gallons but dial could be easily altered to indicate a 360 Deg. sweep. Transmitter and Receiver with full instructions. Price 12/6 post paid.



THROAT MICROPHONES

Type T30. U.S. Manufacture

Complete with elastic strap. Lead terminating at 2-pin plug PL.291, and socket JJ-048. New and boxed, 3/- each, post paid.

RADIO ALTITUDE METERS

5 mA. Basic movement, 3in. dia. circ. scale with approx. 300 deg. sweep. 6/- each, plus 2/- p.p.

TWIN COUNTERS

(Gallons gone) 24V, reading 4 figures and reset contained in housing, size 4in. dia. by 5in. long, 15/- plus 2/- p.p.

NICKEL IRON CELLS

1.2 volt, size 3½in. x 2½in. x 1in., unfilled 5/- each, plus 1/- p.p.


OCTAL PLUGS

(Bulgin bakelite type), 2/6 each p.p.

RECEIVER UNIT Ex 1143A

10.72 Mc/s. I.F.s. Frequency 100-120 Mc/s, suitable for conversion to 2 metres and Wrotham.

Owing to a large purchase we can offer these units fully valved with circuit diagram at 25/- each plus 3/- post/packing. Valve line-up: (4) EF50, (1) EL32, (2) EF39, (1) EBC33, (1) EA50.



2in. MAGSLIPS

50 v. 50 cycle transmitter and receiver units. Accurate to 1/10th deg. Guaranteed good working order, 35/- a pair, plus 3/- p.p.

STUD STITCHES

20 segment 5/16in. studs, base 5in. square with handle and housing. New and boxed, 5/- each, plus 1/6 p.p.


SPECIAL OFFER

MALLORY VIBRATOR PACKS

12 volt, 150 volt 40 mA. Brand new and boxed, size 5½in. x 5½in. x 3in., 12/6 each p.p.

TYPE 62A INDICATORS

Ideal for conversion to oscilloscopes, T.V. units, etc. Containing VCR.97, 12 VR.91 (EF.50), 2 VR.54 (BB.34), 3 VR.92 (EA.50), 4 CV.118 (SP.61). Slow-motion dial, 13 Pots and scores of useful components. Size 8½ x 11½ x 18in. In wooden packing case, £3, carriage 7/6.



NOTE: Carriage prices quoted apply only to England and Wales.

NOTE: Orders and Enquiries to Dept. "W". Shop hours 9 a.m. to 6 p.m.—Thurs.: 9 a.m. to 1 p.m.

PROOPS

BROS. LTD.

OPEN ALL DAY SATURDAY.

Telephone: LANgham 0141

52 TOTTENHAM COURT ROAD, LONDON, W.1

Stern's NEW!! "fidelity"

A TAPE RECORDER WITH EVERYTHING EXCEPT A HIGH PRICE

BEFORE CHOOSING YOUR RECORDER YOU MUST HEAR THIS NEW "fidelity" MODEL . . . IT HAS . . . The BRENNELL 3-speed Tape Deck and a "fidelity" Tape Amplifier, based on a new design by the MULLARD TECHNICIANS and which we consider to be one of the best now available . . . Truly HIGH FIDELITY RECORDINGS are obtainable.

PRICE of COMPLETE RECORDER £46'0'0
INCLUDING MOVING COIL MIKE and 1,200ft. REEL of TAPE.

(Plus £1 carriage and insurance of which 10/- refunded on return of packing case.)
CREDIT TERMS. Deposit £11/10/- and 9 monthly payments of £4/4/4.
HIRE PURCHASE. Deposit £23 and 12 monthly payments of £2/2/8.

HOME CONSTRUCTORS

YOU CAN BUILD THE COMPLETE RECORDER FOR £42'10

(Plus £1 carriage and insurance of which 10/- refunded on return of packing case.)
CREDIT SALE TERMS. Deposit £10/12/6 and 9 monthly payments of £3/17/11.
HIRE PURCHASE TERMS. Deposit £21/5/- and 12 monthly payments of £1/19/5.

The BRENNELL TAPE DECK and the "fidelity" TAPE AMPLIFIER are supplied tested and ready for use and the actual assembly of the recorder is extremely simple involving only a few connections for which a step-by-step chart is supplied.

IF YOU HAVE YOUR OWN CABINET WE WILL SUPPLY . . . ALL FOR £36'0'0

THE BRENNELL TAPE DECK, the "fidelity" TAPE AMPLIFIER, MATCHED P.M. SPEAKER and 1,200ft. REEL PLASTIC TAPE.

CREDIT SALE TERMS. Deposit £9 and 9 monthly payments of £3/6/-.
HIRE-PURCHASE TERMS. Deposit £18 and 12 monthly payments of £1/13/5.

(Plus £1 carriage and insurance of which 10/- refunded on return of packing case.)

TAPE RECORDER EQUIPMENT—IN STOCK . . .

- (a) The BRENNELL 3-SPEED TAPE DECK £18/9/-.
- (b) The TRUVOX MK. III and MK. IV DECKS (from) £24/3/-.
- (c) The COLLARO TRANSCRIBOR "TAPE DECK" £20 (see note below).
- (d) The LUBSTRAPHONE MOVING COIL MIKE, HIGH IMPEDANCE, £3/7/6.
- (e) The ACOS CRYSTAL MIKE, HIGH IMPEDANCE, £2/10/-.

- (a) The "fidelity" TAPE AMPLIFIER (as used in above Tape Recorders), including matched P.M. Speaker. £16/15/-.
- (b) The TRUVOX MODEL "C" TAPE AMPLIFIER, £17/17/-.
- (c) The ARMSTRONG P.A.B.O. TAPE PRE-AMPLIFIER, £12/10/- (suitable for nearly all tape decks).

All types of PLASTIC TAPE by E.M.I., SCOTCH BOY and GRUNDIG, Standard and Long play ARE IN STOCK.
NOTE. We recommend that a CORRECTLY MATCHED PRE-AMPLIFIER is purchased with the COLLARO Transcriber. We can supply it with the pre-amplifier actually assembled on Tape Deck. £37/10/-.
HIRE PURCHASE and CREDIT TERMS are available on all above equipment.

STERN'S "fidelity" F.M. TUNING UNIT A 5 Valve Tuner incorporating the latest Mullard Permeability Tuned Unit. Price assembled less Power Supply:



£14/10/0
(Plus 7/6 carr. and ins.)
TERMS: (a) H.P. Deposit £7/5/- and 9 monthly payments of 18/4.
(b) Credit Deposit £3/12/6 and 9 monthly payments of £1/6/7.
Provides "Hi-Fi" reproduction with any make of Amplifier and many Radio Receivers. It incorporates: ● The latest Valve Line-up—ECC85, 2 type EF85, EF91 and EM80. ● A "Magic Eye" Indicator. ● Power consumption is 1.7 amps. at 6.3 volts and 25 ma. at 250 volts.

STERN'S "fidelity" COMBINED A.M. and F.M. TUNING UNIT

This is IDENTICAL to the Stern's F.M. Tuner illustrated above, but in addition incorporates the MEDIUM WAVE-BAND and thereby also provides a selection of foreign stations.
Price **£18/18/0** (Plus 7/6 carr. and ins.)
TERMS:—(a) H.P. Deposit £9/9/- and 10 monthly payments of £1/1/-; (b) Credit Deposit £4/15/- and 9 monthly payments of £1/14/7. Send S.A.E. if further data required.

THE LEAK "TL/10" AMPLIFIER and "POINT ONE" PRE-AMPLIFIER



Provides a maximum output of 10 watts, maintains in every respect the renowned Leak reception for precision engineering, fine appearance and fastidious wiring.
PRICE **£28/7/0**
COMPLETE (Plus 7/6 carr. and ins.)
TERMS: Credit: Deposit £7/7/- and 9 monthly payments of £2/11/4. H.P. Deposit £14/4/- and 12 monthly payments of £1/8/-.
Send S.A.E. for fully illustrated leaflet.



If you cannot call and hear this Recorder send a stamped addressed envelope for fully descriptive leaflet

- ★ High Quality Output Transformer by Gilson
- ★ 3 Speeds, 3 1/2, 7 1/2 and 15in., TWIN TRACK
- ★ Position provided for use as straight amplifier
- ★ Efficient Tone Control arrangement
- ★ High-grade Components throughout
- ★ Two position equaliser for 3 1/2 and 7 1/2 in.
- ★ Monitor and Extension Speaker Sockets are provided
- ★ Beautiful styling and cabinet

STERN'S "COMPACT 5" AMPLIFIERS

EXPRESSLY DEVELOPED FOR VERY HIGH QUALITY REPRODUCTION OF GRAM RECORDS AND PARTICULARLY SUITABLE FOR HIGH QUALITY REPRODUCTION OF THE F.M. TRANSMISSIONS:



The "Compact 5-2"

A 2-stage high sensitivity amplifier having SEPARATE BASS and TREBLE CONTROLS and designed to give up to approx. 5 watts with very pleasing quality. PRICE £25/15/-.

The "Compact 5-3" A 3-stage version of the "5-2" model but in this case having an additional stage and incorporating negative feedback. PRICE £26/16/-.

The Amplifiers are compact and very attractively designed having a "Hammered/Gold" finish with a fully engraved front panel by which the entire Amplifier is conveniently mounted into a Cabinet, occupying no more space than a conventional Tone Control Unit. Send S.A.E. for illustrated Leaflet.

POWER SUPPLY. Is obtainable from a small separate Unit which apart from supplying power to either Amplifier, also has additional supply available for a Radio Tuning Unit. PRICE (additional to above). £2/10/-.

Open Monday to Friday 9 a.m.—6 p.m. Saturday 9 a.m.—1 p.m.

STERN RADIO LIMITED

**AMPLIFIERS
PRE-AMPLIFIERS**

**HIGH FIDELITY
FOR THE
HOME CONSTRUCTOR**

**TUNING UNITS
RADIO RECEIVERS**

—COMPLETE KITS OF PARTS FOR THE "Hi-Fi" ENTHUSIAST—

QUALITY OF THIS NATURE HAS NEVER BEFORE BEEN OFFERED AT SUCH LOW COST.

The MULLARD '5-10' MAIN AMP-LIFIER



This is the very latest design and needs no recommendation from us. Our kit is complete to Mullard's specification, including the latest GILSON ULTRA LINEAR OUTPUT TRANSFORMER and the entire MULLARD Valve line up. ALL SPECIFIED COMPONENTS are supplied. **PRICE OF COMPLETE KIT OF PARTS £11/11/0** (Plus 5/- carr. and ins.)

THE full SPECIFICATION and BUILDING INSTRUCTIONS for these three Units are available for 1/6 each. THEY include COMPONENT PRICE LISTS and simple "wire-to-wire" PRACTICAL DIAGRAMS.

STERN'S "fidelity" PRE-AMPLIFIER TONE CONTROL UNIT

"A design for the music lover"



Briefly it has inputs for all types of MICROPHONES, HIGH and LOW GAIN PICK UPS and a RADIO TUNING UNIT. It incorporates (a) GRAM EQUALISING CONTROL, (b) STEEP CUT FILTER; (c) Continuously variable BASS and TREBLE CONTROLS and a variable OUTPUT CONTROL which enables its use with any type of Amplifier.

PRICE OF COMPLETE KIT OF PARTS WE ALSO OFFER IT ASSEMBLED READY FOR USE, £8/- (Plus 5/- carr. and ins.) £6/6/0

FOR THESE THREE Units are available for 1/6 each. THEY include

A COMPLETE KIT OF PARTS STERN'S "HIGH QUALITY" 8-10 WATT AMPLIFIER



Has power supply available for Radio Tuning Unit. Price of COMPLETE KIT OF PARTS (plus 5/- carr. and ins.) **£7/10/0**

WE ALSO OFFER IT ASSEMBLED and READY FOR USE for **£9/10/0** (plus 5/- carr. and ins.)

This amplifier has proved one of the most popular models yet offered to the HOME CONSTRUCTOR. It provides really excellent reproduction up to 8 watts, employing 6V6's in push-pull and incorporating negative feedback. Provides for the use of both 3 and 15 ohm Speakers. The Complete SPECIFICATION and BUILDING INSTRUCTIONS are available for 1/6. "Wire-to-Wire" Diagrams are included and all Components are available separately.

SPECIAL PRICE REDUCTIONS . . . FOR PURCHASERS OF A COMPLETE "Hi-Fi" AMPLIFIER

WE WILL SUPPLY (a) COMPLETE KIT OF PARTS to build THE MULLARD "5-10" MAIN AMPLIFIER and the STERN'S "fidelity" PRE-AMPLIFIER-TONE CONTROL UNIT for £16/18/- or we will supply THE TWO UNITS MADE UP and READY FOR USE for £19/18/-. Terms: Deposit £9/18/6 and 12 monthly payments of 18/7, or £5 Deposit and 9 monthly payments of £1/16/7.

"MODERNISE YOUR OLD RADIOGRAM" IT IS MUCH CHEAPER THIS WAY!!

THE LATEST DESIGN OF COMBINED AM/FM REPLACEMENT RADIOGRAM CHASSIS and a NEW 4-SPEED RECORD PLAYER

STERN'S NEW "Fidelity" COMBINED AM/FM RADIOGRAM CHASSIS

A genuinely hand-made chassis providing really high quality on both Radio and Gram.



PRICE £26/15/0 (Plus 7/6 carr. and ins.)
TERMS: Credit Deposit £6/14/- and 9 monthly payments from £2/9/- H.P. Deposit £13/7/6 and 12 monthly payments of £1/4/10.

BRIEFLY IT HAS:—
An 8 valve line up incorporating the latest MULLARD preferred-type valves. ● Provides complete coverage of the VHF/FM waveband plus the SHORT, MEDIUM and LONG waves. ● Has EL84's in Push-Pull, with negative feedback of 6 watts output. ● Employs "Piano Key" Selector Switch and a Variable Tone Control. ● Contains Gram input socket for both Crystal and Magnetic Pick-ups. ● Provides for use of either 3 or 15 ohm Speakers. ● Has "Magic Eye" Tuning Indicator. ● Dimensions 13in. x 9 1/2in. x 5in. high, Dial size 1 1/2in. x 5 1/2in.

THE NEW ARMSTRONG P.B. 409 AM/FM RADIOGRAM CHASSIS

A "de luxe" Chassis for those who want the highest possible quality



PRICE £29/8/0 (Plus 7/6 carr. and ins.)
TERMS: Credit Deposit £7/7/- and 9 monthly payments of £2/7/- H.P. Dep. £12/14/- and 12 monthly payments of £1/7/3.

BRIEF SPECIFICATION:—
A 9 valve line up employing the latest MULLARD preferred-type valves. ● Provides complete coverage of the VHF/FM Transmissions, plus the SHORT, MEDIUM and LONG waves. ● Has Push-Pull output, with negative feedback, for 6 watts Peak output. ● Quick action "Piano Key" Selectors and separate Bass and Treble Controls. ● Has "Magic Eye" Tuning Indicator. ● Two Gram Inputs are provided, one for Crystal Pick-ups and the other for Magnetic types. ● Dimensions 13in. x 9 1/2in. x 8in. high, Dial size 1 1/2in. x 5 1/2in.

THE NEW MODEL "H" COMBINED AM/FM RADIOGRAM CHASSIS

Designed for first rate reproduction of Radio and Gram Records.



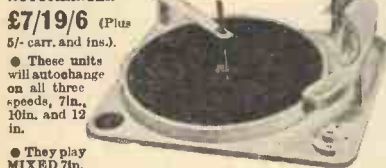
PRICE £24/6/6 (Plus 7/6 carr. and ins.)
TERMS: Credit Deposit £6/2/0 and 9 monthly payments of £2/4/7. H.P. Dep. £12/3/3 and 12 monthly payments of £1/7/7.

BRIEF SPECIFICATION:—
FULL AVC ON LONG, MEDIUM and SHORT wavebands and amplitude limitation on FM bands. ● Incorporates internal aerial (Ferrite Rods) for local station reception on MEDIUM and LONG WAVES. ● Coverage is FM 87 to 101 Mc/s, Short 16 to 50 metres, Medium 187 to 540 and Long Waveband 1000 to 2000 metres. ● Recently developed Valve line up of ECC85, ECC81, EF89, EAB200, EL84, EZ80 and EM80 Tuning Indicator. ● Output is 4 watts and any 3 or 15 ohm P.M. Speaker can be used. ● Connection Sockets on the Chassis (a) Pick-up, (b) Extension Speaker, for 3 or 15 ohm types. ● Overall size 12in. x 9in. x 7 1/2in. high, Dial, 1 1/2in. x 6in.

SEND S.A.E. IF FURTHER INFORMATION IS REQUIRED ON THESE CHASSIS. We recommend THE NEW COLLARO MODEL 456 4-speed Autochanger, and if a LOUDSPEAKER is required . . . We recommend THE 8- or 10-inch W.B. STENTORIAN "Hi-Fi" MODELS. We have SPECIALLY REDUCED PRICES for purchasers of a CHASSIS and RECORD PLAYER (and SPEAKER if required). SEND S.A.E. FOR DETAILS.

CASH ONLY OFFER!!

This latest B.S.R. MONARCH 4-SPEED AUTOCHANGER



£7/19/6 (Plus 5/- carr. and ins.)
● These units will autochange on all three speeds, 7 1/2, 10in. and 12 in.
● They play MIXED 7in. 10in. and 12in. records of same speed.
● They have separate sapphires for L.P. and 78 r.p.m., which are moved into position by a single switch.
● Minimum baseboard size required 14x12in., with bulk above 5 1/2in., and height below baseboard 2 1/2in. A bulk purchase enables us to offer these BRAND NEW UNITS at this exceptional price.

RECORD PLAYERS

THE VERY LATEST MODELS ARE OFFERED AT GREATLY REDUCED PRICES

● TRANSCRIPTION UNITS. ● 3- and 4-SPEED AUTOCHANGER ● AUTOCHANGERS with MANUAL CONTROL POSITION. Send S.A.E. for ILLUSTRATED and DESCRIPTIVE LEAFLET.

SPECIAL CASH OFFER

A good quality 2 Stage (plus Rectifier) GRAM AMPLIFIER together with a 6in. P.M. Speaker and this attractive PORTABLE CASE.

ALL FOR ONLY £8/7/6. The Amplifier incorporates the latest B.V.A. Valves, types EOC83, EL84 with EZ80 Rectifier and has separate BASS and TREBLE CONTROLS. The CASE is attractively finished in Beize, maroon and grey, and has space for almost any make of Autochanger.

We also sell the two separately:
(a) AMPLIFIER and 6in. SPEAKER £4 12 6
(b) PORTABLE CARRYING CASE £3 17 6

FOR CALLERS ONLY

We have in stock various KITS OF PARTS including F.M. Tuners, AM/FM Tuners, Midget Battery Portable and Mains Units, etc., etc. We also have the most comprehensive stock of WIRELESS and ELECTRICAL COMPONENTS.

STERN'S "SUPER SIX"

6 Valve 3 Waveband Superhet



Provides good selection of stations and really good reproduction on both RADIO & GRAM.

PRICE ONLY £14.00 (plus 7/6 carriage and ins.)

CREDIT TERMS: Deposit £3/10/- and 9 monthly payments of £1/5/8. H.P. TERMS: Deposit £7 and 10 monthly payments of 16/-

BRIEF SPECIFICATION . . .
★ Delayed AVC on all wavebands
★ Preselection feedback
★ Latest valve line-up: 12AHS, 6BA6, 6AT6, two 6AQ5s and 5Z4 (or equivalents)
★ Push-pull output gives approx. 8 watts
★ Connections on chassis for extension speaker, gram and mains supply to gram.
★ Coverage 18-50 metres, 190-540 and 800-2,000
★ Overall size 11 x 7 1/2 x 4 1/2in. high, dial 8 1/2 x 4 1/2in.
★ A bronze dial escutcheon is available for 4/8.

**109-115 FLEET ST.,
LONDON, E.C.4.**
Phone: FLEet Street 5812-3-4.

CLAYNE RADIO LTD.



18, TOTTENHAM COURT ROAD, LONDON, W.1

MUSEUM 5929/0095

(50 yards only from Tottenham Court Road Tube)

All post orders please to:—24-26, HAMPSTEAD RD., LONDON, N.W.1

EUSTON 5533/4/5

THE JASON FM TUNER

Based on the booklet by Data Publications Ltd., 2/- post free, including our individually priced Parts List. Highly sensitive free from drift. Incorporates 4 valves 6AM6 and 2 specially graded G.E.C. Crystals. The kit supplied includes drilled chassis with tuning condenser, scale calibrated in m/c/s., and attractive bronze stove-enamelled front plate already mounted (illustrated). Front plate size 8in. x 5in. chassis 7in. x 4 1/2in. x 1 1/2in. Complete standard kit £6/15/- plus 2/6 P. & P. Fringe area kit £7/15/- plus P. & P.

FM POWER PACK KIT. We can now supply complete kit for power pack suitable for the above F.M. tuner or any other similar type. Price for the complete kit is 37/6 only, or 52/6 for ready assembled unit. This pack is extremely small, incorporating valve rectifier type 6X4 and built on chassis size only 6 x 4 x 1 1/2in. Optional extra for power pack. Bulgin Octal Plug 2/3.

THE T.S.L. FM TUNER!

We can now supply this FM/VHF adaptor either in kit form or fully assembled, wired and tested. Our price for the ready-built unit, which incorporates its own power supply is £13/15/- only, tax paid, plus 5/- P. & P. or H.P. terms. Magic eye tuning indicator, just plug in, 10/- extra. Or the kit complete as specified £10/10/6 plus 3/6 P. & P. The booklet "FM TUNER CONSTRUCTION" (32 pages) with full technical data and point-to-point wiring diagrams together with our separately priced parts list, is available at 2/6 post free.

THE T.S.L. AM/FM CHASSIS!

Exceptional value. Covers L.M. and S.W. plus FM! 8-valve push-pull output. Ferrite rod aerial. Valve line-up ECC85, ECH81, EF89, EABC80, ECC82, two 6BW6s plus 5Y3 Large full-vision dial, size 1 1/2 x 6in. Chassis size, overall: 15 x 7 1/2 x 8in. high. Tax paid, 26 guineas, plus 5/- packing and carriage. A supplementary extra is magic eye EM34, complete with cut-out and fixing cable at 26/-. H.P. terms available. Demonstrations at 18 Tottenham Court Road!

INTRODUCING THE NEW T.S.L. FM TUNER UNIT.

This compact unit with built-in power supplies has been designed by craftsmen to standards which will satisfy the most critical enthusiasts. Brief specifications: Valve line-up: ECC85, 2-EP89, EABC80, 6X4 and EM50. Overall size: 10 1/2in. W. x 5 1/2in. H. x 6 1/2in. D. Dial size 10 1/2in. x 5 1/2in. Attractive plastic dial in Black and Gold with easy-to-read calibration. Controls: Switch, OFF FM & GRAM. and tuning. Pre-set gain control at rear of chassis. Connections: Co-Axial output socket, 300 ohm aerial input socket and pick-up input socket on rear of chassis. Price £17/10/-, plus 5/- P. & P.

THE DULCI FM TUNER. Incorporates own power supply, suitable for use with any amplifier. Valve line-up: ECC85, two EP89, EABC80, 6X4 and EM50 indicator! Overall size: 9 x 6 x 5 1/2in. high. Pre-Budget price £16/16/-, plus 5/- P. & P. Illustrated leaflet also, H.P. terms.

THE R.E.P. 1-VALVE RECEIVER. All-dry battery operation, for use with headphones. The complete kit is available at 42/-, less batteries plus 2/- P. & P. or full instructions at 9d. post free

COIL PACKS. Manufacturers' Surplus. Miniature size, only 2 1/2in. x 2 1/2in. x 1 1/2in. deep iron-cored. For L.M. and S.W. with gram. position. Switch has 2in. spindle. Absolutely brand new, complete with circuit. Price only 27/6, plus 1/6 P. & P. A snip!

TELEVISION TURRET TUNERS 12 CHANNEL—"TELENG"

We have six types now available from stock, to cover Bands I and III—fully illustrated and descriptive leaflet available on request. Each unit is fully aligned and thoroughly tested before despatch. Valves employed are PCF30, PC84 for AC/DC and ECF80 and ECC84 for A.C. Price complete £77/-, 2/6 P. & P.

Type	Sound	M/Cs	Vision	M/Cs	Heater
TT34F	35.0	34.5	Series		
TT34P	35.0	34.5	Parallel		
TT19S	19.5	16.0	Series		
TT16P	19.5	16.0	Parallel		
TT13S	10.5	14.0	Series		
TT13P	10.5	14.0	Parallel		

We have a large selection of in-built converters for all areas from 92/6; also aerials low-loss co-axial cable at 9d. per yard. Are you on our mailing list?

THE FAMOUS UNIVERTER—COMPARE THE PRICE

Handsome walnut cabinet. Suitable all areas. Contains own power supply. Simply connect to aerial. Four-valve circuit. Complete with all instructions. £6/19/6 plus 3/6 P. & P.

JUST ARRIVED!

The "Imperial" AM/FM Radiogram Replacement Chassis. Overall measurements 13in. x 9in. x 7in. high. Dial cut-out required only 10 1/2in. x 2 1/2in. Covers long, medium and F.M. Features include very attractive black and gold dial, 4-button, push button unit, gram position, separate FM tuning, continuously variable tone control, A.C. valve mains 110/230 v. Valve line-up: E141, ECC85, EABC80, EF89, ECH81, plus metal rectifier. Price complete £16/19/6 tax paid. H.P. terms available.

DULCI AM/FM CHASSIS H4

Illustrated leaflet available. L.M. and Short Wave plus F.M. This is a quality chassis 6 latest B.V.A. Mullard Valves, including magic eye. High Q inductances throughout, also Ferrite rods. Price is £24/6/- cash—or H.P. terms.

LOOK !!! A first-class SIGNAL GENERATOR that YOU can afford. The "Werrad" type S.G.M.L. covers 300 kc/s to 70 mc/s. in 6 bands, on Fundamentals, with an accuracy better than ±2%. Switched Audio Mod.: 500 c/s. For use on A.C. Mains 100/250 v. 50 cycles. Fully illustrated leaflet available. Price ONLY £12/10/- plus 2/6 P. & P. H.P. available.

ACOS TYPE 7 Crystal Microphone Inset. Brand New, 7/6 each, post free.

SPECIAL PURCHASE! MANUFACTURER'S SURPLUS

Owing to favourable purchase we can offer strictly limited quantity of these handsome chassis. AC/DC 200/250 v. for Medium and Long Waves, plus gram position. Incorporates own frame aerial. Valve line-up: U107, N108, DH107, W107 and X109. Overall chassis size 12 x 5 1/2 x 7 1/2in. high. Attractive bronze dial with gold and cream lettering. Dial size 11 x 4 1/2in. Scale length 7 1/2in. Logging scale provided. Price £7/19/6 only, tax paid, plus 3/6 P. & P. H.P. terms, 24 deposit plus four monthly payments of 22/-.



Splendid unrepeatable offer!! Dulci F.3 Radiogram chassis

We have been very fortunate in being able to obtain a limited quantity of this well known and highly efficient chassis which we are able to offer at a greatly reduced price.


Specification:

Three waveband: long 1,000-2,000 metres; medium 187-540 metres; short 16-50 metres. Valve line-up: X79, 6BA6 or W7A7, 6AT6 or DB77, EL84 or N709, 6X4 or U78.

Four controls, tone/on-off.

Volume wavechange.

Tuning output 4 watts matched to 3-5 ohms. Incorporates latest Ferrite Rod Aerial. Pick-up sockets and mains supply for Gram motor. Overall dimensions: 12in. L. x 7in. D. x 7 1/2in. H. Attractive dial with red, gold and green lettering on black background. Size 11 1/2in. x 4 1/2in. Price only £10/5/- plus 3/6 P. & P.



JUST RELEASED!!!

THE NEW R.C. TRANSISTOR/CRYSTAL RECEIVER KIT

This receiver, covering medium waveband, which can be assembled in about 1 hour, will give amazing volume and tonal quality when used in conjunction with a good aerial and earth. Incorporating PNP Transistor and Germanium Diode. For headphone reception.

Included with the kit of parts is a handsome plastic case in black and white, measuring 4 1/2 x 2 1/2 x 1 1/2in. This case accommodates the complete receiver, including battery.

PRICE OF COMPLETE KIT: 25/- plus 1/3 P. & P.

Lightweight high resistance headphones can be supplied separately at 15/- pair. If, however, the kit is purchased complete with headphones this will be supplied at a SPECIAL INCLUSIVE PRICE OF 37/6 plus 1/6 P. & P. Optional extra, 100ft. coil single 7/36 coloured P.V.C. covered wire, suitable for both aerial and earth. 2/6 only.

TRANSISTORS !!! Now available, manufacturers surplus transistors. Suitable for use in Audio stages, etc., and for experimental purposes. P.N.P. type. Only 10/- each, post free. Blue spot type available for B.F. up to 1.6 Mc/s., 15/- each.



AM/FM KIT

Introducing the JASON AM/FM KIT for medium waves and F.M.!

As illustrated this is a very high quality chassis incorporating 8 of the latest miniature valves, plus EM70 magic eye. Kits available for chassis complete with output stage at £15/5/-. Also less output stage but with own built-in power pack at £13/19/6 only. These are high fidelity units and exceptional value at these prices which include all required components and full construction details. Fully illustrated Data Booklet with full construction details, plus individually priced component list, available per return of post at 2/- post rec. Both plus 3/6 P. & P.



DULCI H4T AM/FM TUNER

This unit has been designed for Quality Reproduction and built to the highest technical standards. Contains own power supplies. Brief specifications: four wavebands: VHF 87-101 mc/s. Short, 16-50 metres. Medium, 187-540 metres. Long, 1,000-2,000 metres. Intermediate Frequencies: 10.7 mc/s. and 471 Kc/s. Full A.G.C. on all A.M. Bands and amplitude limitation on F.M. Band. Three controls: ON/OFF, Volume, Tuning and Wavechange. Valve line-up: ECC85, ECH81, EF89, EABC80, EM90 and EZ80. Attractive dial in Black with Red, Green and Gold lettering, size 11 1/2in. x 5 1/2in. Chassis size (overall) 12in. W. x 7 1/2in. H. x 8 1/2in. D. A low impedance of 47K ohm output makes matching to amplifier non-critical. Weight 12lb. Price is £20/17/-, plus 5/- P. & P.

THE R.C.3/4 WATT AMPLIFIER KIT

Compare the advantages! Treble bass. AND middle controls! For crystal or magnetic pick-up! A.C. Mains 200/250 v. Valve line-up: 6Y6GT, 6X5GT, metal 6X5GT. Negative feedback. Built on stove enamelled steel chassis, measuring only 8in. x 4in. x 1 1/2in. Four engraved cream knobs are included in the price of the complete kit with all necessary practical and theoretical diagrams at 24/5/- only, plus 2/6 packing and post or instruction Book. Fully illustrated for 1/- Post free! This amplifier can be supplied assembled, tested, and ready for use at 25/5/- plus P. & P. Hearing is believing.



Our advantageous H.P. terms are available on any single item over £5. Let us have your enquiries.

Please add postage under £1, or Cash with order. C.O.D. charge extra—open 9 a.m. to 6 p.m. Monday to Friday. Sorry but we close 1 p.m. on Saturday

THE "ECONOMY FOUR" T.R.F. KIT. A three-valve plus metal rectifier receiver. A.C. mains 200/250 v. Medium and Long waves. We can supply all required components right down to the last nut and bolt. Valve line-up 6K7, 6J7 and 6V6. Chassis ready drilled-Cabinet size 12in. long by 6in. high by 5in. deep—Choice of ivory or brown Bakelite, or wooden walnut finish cabinets. Complete instruction booklet with practical and theoretical diagrams. Each component brand new and tested prior to packing. Our price £5/10/- complete—Remember this set is being demonstrated at our shop premises. We proudly claim that our fully illustrated instruction booklet is the most comprehensive available for this type of receiver—Booklet available at 1/6 post free. This is allowed if kit is purchased later. Plus 2/6 packing and carriage for complete kit.



THE "SUPERIOR" FOUR KIT. Our new four-valve receiver. A.C. mains. 200/250 v. M. and Long waves. As with our very successful "Economy Four" all required components are supplied. Valve line-up: 2 6SG7, 6 X5GT and 6 V6GT. Chassis ready drilled. Cabinet size 10 1/2in. x 10in. wide. Maximum depth at base 5in. tapering to 3 1/2in. at top. Sloping front. Very attractively finished in light walnut and peach. Each component brand new and tested prior to packing. Complete instruction booklet with practical and theoretical diagrams is provided. Booklet available at 1/6 post free. Our price for complete kit, £5/6/1. Please add 2/6 packing and carriage. If preferred, we can supply Cabinet Assembly only, comprising Cabinet and bracket wave-change switch, dial, pointer, drum pulleys, drive spindle, drive spring and knobs, at 45/-, plus 2/6 packing and carriage. N.B.—Our kits are even supplied with sufficient solder for the job.

N.B.—All our T.R.F. Kit circuits now include specially wound Denco "Max-Q" coils on polystyrene formers, improved performance! Price remains the same.

SURPLUS BARGAINS

METERS		Fittings		Price
F.S.D.	Size	Type	Fittings	
60 microamp	D.C. 2 1/2in.	M.C.	Rectangular	50/-
50 microamp	D.C. 3in.	M.C.	Rectangular	50/-
50 microamp	D.C. 4in.	M.C.	Rectangular	110/-
50 microamp	D.C. 3 1/2in.	M.C.	F.R.	95/-
100 microamp	D.C. 2 1/2in.	M.C.	F.R. (Tropicalised)	45/-
200 microamp	D.C. 2in.	M.C.	F.R.	30/-
200 microamp	D.C. 3 1/2in.	M.C.	F.R.	65/-
500 microamp	D.C. 2in.	M.C.	F.R.	13/6
1 mA.	D.C. 3in.	M.C.	F. Sq.	17/6
1 mA.	D.C. 2in.	M.C.	F. Sq. (1954 manufacture by Elliott)	25/-
1 mA.	D.C. 2 1/2in.	M.C.	Desk Type	30/-
50 mA.	D.C. 3in.	M.C.	F. Sq.	9/6
500 mA.	D.C. 3 1/2in.	M.C.	F.B.	10/-
5 amp.	R.F. 2in.	Thermo	F. Sq.	6/6
1 amp.	R.F. 2 1/2in.	M.C.	F.R.	10/-
120-0-120 amp.	D.C. 2in.	M.C.	F. Sq. (shunt required)	15/-
150 amp.	A.C. 4in.	M.I.	R.P. (shunt)	45/-
3 amp.	R.F. 3 1/2in.	Thermo	F. Sq.	7/6
20 amp.	D.C. 2in.	—	R.P. (with shunt)	10/6
25 amp.	D.C. 2 1/2in.	M.I.	F.R.	6/6
30 amp.	D.C. 2 1/2in.	M.I.	F.R.	12/6
15 volt.	A.O. 2 1/2in.	M.C.	F.R.	12/6
15-0-15 volt.	D.C. 2 1/2in.	M.C.	F.R.	17/6
300 volt.	A.O. 2 1/2in.	M.C.	F.R.	30/-
300 volt.	A.C. 3 1/2in.	M.I.	F.R.	30/-

SPECIAL U.S. 0-1 mA. 2 1/2in. taken from equipment but perfect, 22/6 each. R.P. = Round Projection. M.C. = Moving Coil. Thermo = Thermo-coupled. F. Sq. = Flush Square. F.R. = Flush Round. M.I. = Moving Iron.

METER RECTIFIERS. 1 mA. by G.E.C. at 6/6, also 5 mA. by G.E.C. at 6/6.

METER SPECIAL. We have a limited quantity of aircraft electrical thermometers. Brand new by Weston, 2in. moving coil meter, flush square fitting. These meters have a luminous scale graduated 40-140 degrees centigrade, but the full scale deflection is approximately 150 microamps! Price 12/6 each only, plus 1/- P. & P.

24 VOLT ROTARY CONVERTER. Input 24 v. D.C. Output 200/250 v. A.C. 100 watts. Complete in black steel box 18 1/2in. x 11 1/2in. x 8in. Weight approx. 30lb. Completely smoothed, incorporates Sodium Lamp transformer Brand new, 92/6.

HEADPHONES. Low resistance. Brand new ex-W.D. type CLR., 7/6 per pair, plus 1/6 p. & p. Brand new ex W.D. type DHR., 4,000 ohms, 15/- per pair. High resistance, 4,000 ohms brand new light-weight, 15/- per pair plus 1/6 P. & P.

TRANSISTORS! MULLARD TYPE O.71. Available ex stock at new list price of 24/- each also O.C.71 at 21/- and O.C.72 at 30/- All post free.

No. 38 TRANSMITTER/RECEIVER WALKIE-TALKIE. Range approx. 5 miles. Coverage 7.4-9 Mc/s. The set only complete with valves at 25/-. In very good condition. We also have available "38" sets absolutely complete with handset box, aerial, headphones, microphone, spare set of valves, with full operating instructions, absolutely brand new in original sealed packing cases, at 99/6 each complete station, plus 5/- carriage. Export enquiries invited.

SPECIAL PURCHASE from Ministry BRAND NEW No. 17 Mk. II TRANSMITTER/RECEIVER

Built into strong wooden cabinet 15in. x 14in. x 9in. Complete with headphones and microphone. Range 5-8 miles with simple aerial. Frequency coverage: 44-61 mc/s. (5-7 metres). Uses standard 120 v. H.T. and 2 volt L.T. batteries. Complete with full operating instructions. 59/6, plus 3/6 P. & P.

No. 17 Mk. II, as above, but secondhand, in good condition and complete, 45/- plus 3/6 P. & P.



HEAVY DUTY VARIABLE AUTO TRANSFORMER. Input: Variable from 110 to 250 volts.—OUTPUT: 110 and 230 v. at 1.2 kVA. Contained in grey metal case with carrying handle. Overall size: 10in. W. x 8in. D. x 12in. H. Weight 1 qtr. 19lb. Brand new! £9/10/-, plus 7/6 carriage and packing.

THE R.C. RAMBLER ALL-DRY PORTABLE KIT

Full assembly details with practical and theoretical diagrams can be supplied at 1/6 post free. This is a truly professional 4-valve superb—all dry—for medium and long waves. A cream plastic top panel, with dial engraved in red and green adds to the very imposing appearance of this model which is housed in an attractive cream and grey leatherette covered attaché-case type cabinet: measuring only 9in. x 7in. x 6 1/2in. Weight less batteries 4 1/2lb., with batteries 6 1/2lb. This set really has everything. Built-in frame aerial, high quality, extremely sensitive and very adequate volume from the 5in. speaker. Valve line-up 3V4, 1R5, 1R5, 1T4. Also the required components, exactly as specified, including cabinet, can be supplied from stock at the special inclusive price of £4 27/7/-, plus 2/6 p. and p. (less batteries). Uses Ever-Ready 90 v. H.T. type B126 at 10/-, Also L.T. 1.5 v. A.D. 35 at 1/6.



RAMBLER MAINS UNIT! At last we are able to offer our special mains units kit for using our popular all-dry "Rambler" on A.C. Mains. Complete kit, which when assembled fits snugly into battery compartment, can be supplied at 47/6 plus 1/6 packing and postage. Price includes all required components, and full assembly instructions. N.B.—This unit is completely self-contained in a metal box measuring 7in. x 2 1/2in. x 1 1/2in. and is ideally suitable for ANY all-dry battery portable requiring 90 v. H.T. and 1.5 L.T.

THE R.C. 2 AMP. BATTERY CHARGER KIT. Our new 2 amp. charger kit is now available. Includes handsome well-ventilated black stove-enamelled steel box, size 7 1/2in. x 3 1/2in. x 3 1/2in. Fully shrouded first quality transformer, brand new G.E.C. rectifier. Mains use, etc., or charging 6 or 12 v. batteries at 2 amp. Absolutely complete kit with full practical and theoretical instructions. Price 33/6 plus 2/6 P. & P. Can be supplied assembled and tested at 41/6 plus P. & P. Heavy duty crocodile clips suitable for car battery lugs, optional extra at 1/6 per pair.

POWER PACK. By leading manufacturer. Input 200/250 v. Output 350-0-350 250 mA., 6.3 v., 8 a., 6.3 v. 2 a., 4 v. 7 a., 5 v. 2 a. Fully smoothed. Incorporates valve rectifier GZ32. Chassis measures 13in. x 7in. x 5 1/2in. Wt. 22lb. Few only at £4/19/6, plus 3/6 P. & P.

VIBRATOR PACK RCA. Input 6 v. Output 300 v. at 80 mA. D.C. fully smoothed. Incorporates 6-pin Vibrator, GZ4 Rectifier, heavy-duty transformer, etc. Variable output. Dimensions 4 x 4 x 6in. Brand new. Limited quantity only, 35/-, plus 2/- P. & P.

6-VOLT VIBRATOR PACK. Ex-W.D. 6-volt input, output 140 v. 30 mA. Fully smoothed and rectified. Incorporating 6-volt 4-pin vibrator. Unit size only 6 1/2 x 5 1/2 x 2 1/2in. Price 15/-, plus 2/- P. & P. New condition.

VIBRATOR PACK. Brand new by Mallory. 12-volt input, 150 v. 40 mA. output. Complete with synchronous vibrator. 12/6, plus 2/- P. & P.

FOUR-SPEED CHANGERS! The new B.S.R. 4-speed auto-changer in attractive cream and gold finish, now available from stock £9/15/- only. Plus 3/6 p. and p. H.P. terms available.

GARRARD 120H 111 3-speed mixer auto-changer unit with crystal 10 head and sapphire stylus. Provided with Manual control for single records. Finished in Cream and Brown. Brand new in sealed manufacturers carton with fitting and operating instructions. 27/18/6 plus 5/- P. & P.

VALVES

We have perhaps the most up-to-date valve stocks in the trade. A stamp will bring complete list but the following is a selection only of brand new imported valve types: 'euly guaranteed Purchase tax paid

EABC80	10/-	DAF96	10/6	PL83	11/6
EA42	10/-	DF96	10/6	PV40	10/6
EB41	7/6	DK92	10/6	PY81	10/6
EB81	7/6	DK96	10/6	PY92	9/6
EB41	10/-	DL96	10/6	PY83	11/6
EBF80	11/6	or 39/aperet	UCB41	10/6	
EC081	9/-	of four	UCB42	11/6	
EC082	9/-	DM70	9/-	UF41	10/6
EC083	9/-	EL41	10/6	UL4	10/6
EC084	15/-	EL44	9/6	UY41	9/6
EC085	10/-	EM80	9/-	6AQ5	8/6
ECR42	15/-	EY51	12/-	6AT8	8/6
ECR42	11/6	EY86	14/6	6AU6	9/6
ECR80	11/6	EZ40	8/6	6BA8	8/6
ECR80	11/6	EZ50	8/6	6BR9	8/6
EF41	10/6	PCP80	12/6	6BW6	10/6
EF80	10/6	PCF82	12/6	6X4	7/6
EF85	10/6	PCC84	12/6	35W4	7/6
EF86	12/6	PL41	13/6	50B5	10/-
EF89	10/-	PL82	10/6	50CS	10/-

In addition we naturally have all usual surplus types available such as 6V6GT, etc. All in our valve price list.

INEXPENSIVE INTERCOMM! A pair of ex-W.D. high-grade sound powered brand new microphone/receivers and 15 yds. of twin wire. Simply connect for one-to-one working. No batteries required. Only 3/6 pr. plus 1/- P. & P.

SOUND POWERED TELEPHONE HANDSETS. The luxury version of the above! No batteries required, simply connect with twin wire and use as telephone, 35/- per pair including 15 yds. flex, plus 2/6 P. & P. 100 yds. of twin flat transparent P.V.G. flex, suitable for long distance, or all radio or electrical work, at 22/6 per coil, plus 1/- P. & P.

MAINS TRANSFORMER BARGAINS. Limited quantities. Manufacturer's Surplus 350-0-350, 80 mA., 6.3 v. 3 a., 5 v. 2 a. Half shrouded, drop-through, 14/6 only, plus 1/6 P. & P. 230 v. Input, 300-0-300 80 mA., 6.3 v. 3 a., 4 v. 2 a. Tropicalised drop-through type, 9/6 only, plus 1/6 P. & P. Input 110/230 v. Auto load 230 v. 750 mA., 350-0-350 150 mA. Tapped filament winding 6 v. 3 a., 15 v. 3 a., 21.5 v. .6 a., also 5 v. 2 a. Tropicalised drop-through type, 21/- plus 2/6 P. & P. 270-0-270, 100 mA. 6.3 v. 3 a., 5 v. 2 a. 200/250 v. Input universal mounting, 16/6 plus 1/6 P. & P. Primary: 10-0-200-220-240v. Secondary windings: 375-200-0-200-375 v. at 250 mA. Double wound 230 v. at 6 amp., 6.3 v. at 3 amp., 8 v. at 0.25 amp. Unshrouded, fully impregnated drop-through type, 50/-, plus 1/6 P. & P.

RECORD FLAYERS CABINETS—to suit all types of single record and auto-changer units. Priced from 45/-. Send stamp for fully illustrated list.

THE "R.C. STALLION" This is the latest addition to our range of gramophone amplifiers and is supplied complete with high flux 8in. P.M. speaker and baffle. Incorporating three octal-type valves, 6Q7, 6V6 and 6X5, this robust and well-made unit is ideal for use in the larger type of record player or radiogram, and is equally suitable for use in conjunction with a radio feeder unit. Separate bases and Leslie controls are provided; also provision is made for an extension speaker and mains supplies to gram. motor. Output approx. 4 watts. Size (overall): 13in. x 4in. x 9in. Price £15/19/6, plus 2/6 P. & P. This amplifier will fit our portable cabinet type "G" without modification. Cabinet price 85/-, plus 8/6 P. & P. Will also accommodate any standard Record Changer!

BUREAU CABINET. Handsome walnut finish. French polished. 33 1/2in. high x 31 1/2in. x 16 1/2in. Al-ready cabinet out for B.S.R. Monarch but suitable for BC54, etc. Uncut board for application. For use on A.C. measures 14 1/2in. x 10 1/2in. Two record storage compartments. Price £15/15/- plus 15/- carr. H.P. TERMS AVAILABLE.

We have a large selection of all type cabinets. A stamp will bring list.

CLYNE RADIO LTD.

18, Tottenham Court Road, London, W.1.

R. S. C. BATTERY CHARGING EQUIPMENT

ASSEMBLED CHARGER

6 v. or 12 v. 2 amps.
Fitted Ammeter and selector plug for 6 v. or 12 v. Louvered metal case, finished attractive hammer blue. Ready for use with mains and output leads. Double Fused.



carr. 3/6.

ASSEMBLED CHARGERS

6 v. 1 amp. 19/9
6 v. or 12 v. 1 amp. 25/9
6 v. 2 amps. 29/9
6 v. or 12 v. 2 amps. 38/9
6 v. or 12 v. 4 amps. 56/9
Above ready for use. Carr. 2/9.

HEAVY DUTY KIT

12 v. 30 amp. Suitable for garage or firm with a number of vehicles. Mains input 200/250 v. 50 c/s. Outputs 12 v. 15 amp. twice. Consists of Mains Trans. 2 Metal Rectifiers. 2 Meters. 4 Fuses. 4 Terminals. 2 Rheostats and circuit. Only 9 gns. carr. 15/-.

BATTERY CHARGER KITS

Consisting of Mains Transformer, F.W. Bridge, Metal Rectifier, well ventilated steel case, Fuses, Fuse-holders, Grommets, panels and circuit. Carr. 2/6 extra.
6 v. or 12 v. 1 amp. 22/9
6 v. 2 amps. 25/9
6 v. or 12 v. 2 amps. 31/6
6 v. or 12 v. 4 amps. 49/9

BATTERY CHARGER KIT

Consisting of F.W. Bridge Rectifier 6/12 v. 5 a. Mains Trans. 0-9-15 v. 6 a. output, and variable charge rheostat with knob. Only 45/9. Post 3/-.

All for A.C. MAINS 200-250v., 50 c/s. Guaranteed 12 months.



Assembled 6 v. or 12 v. 4 amps.

Fitted Ammeter and variable charge selector. Also selector plug for 6 v. or 12 v. charging. Double fused. Well ventilated steel case with blue hammer finish. **69/6**
Ready for use with mains and output leads. Carr. 3/9.

SELENIUM RECTIFIERS

L.T. Types	6/12 v. 6 a.	19/9
2/6 v. 1/2 a.h.w.	6/12 v. 10 a.	25/9
6/12 v. 3/4 a.h.w.	H.T. Type H.W.	
F.W. Bridge Types	120 v. 40 mA.	3/9
6/12 v. 1 a.	250 v. 50 mA.	5/9
6/12 v. 2 a.	250 v. 80 mA.	7/9
6/12 v. 3 a.	250 v. 150 mA.	9/9
6/12 v. 4 a.	300 v. 275 mA.	12/11

CO-AXIAL CABLE. 75 ohms, 1/4 in., 8d. yard. Twin screened feeder, 11d. yard.

5 CORE FLEX. Henleys circular rubber 14/36. Each lead colour coded. 1/6 yd.

DIAL BULBS, M.E.S., 8 v. 0.2 a., 6/9 doz. 6.5 v. 0.3 a., 6/9 doz.

ELECTROLYTICS (current production). NOT Ex Govt.

Tubular Types	Can Types
8 mfd. 450 v.	16 mfd. 350 v.
8 mfd. 500 v.	16µF 450 v.
16µF 350 v.	16 mfd. 500 v.
16µF 450 v.	32µF 350 v.
16µF 500 v.	32 mfd. 450 v.
8-16µF 500 v.	100 mfd. 450 v.
25µF 25 v.	8-8µF 450 v.
50µF 12 v.	8-16µF 450 v.
50 mfd. 25 v.	32-32µF 350 v.
50µF 50 v.	32-32µF 450 v.
100 mfd. 12 v.	64-120 mfd. 350 v.
100 mfd. 25 v.	v.
6,000 mfd. 6 v.	100-200 mfd.
	275 v.

Many others in stock.

VOLUME CONTROLS with long spindles, all values less switch, 2/9; with S.P. switch, 3/9.

EX GOVT. STEP UP/STEP DOWN TRANSFORMERS. Double wound 80/100 watts. 10-0-100-200-220-240 v. to 5-0-75-115-125-135 v. or Reverse. Only 11/9, plus 2/9 post.

EX GOVT. METAL BLOCK PAPER CONDENSERS

4 mfd. 500 v.	2/3	8 mfd. 500 v.	4/6
4 mfd. 1,000 v.	3/9	10 mfd. 500 v.	4/9
4 mfd. 1,500 v.	5/9	8-8 mfd. 500 v.	5/11
4 mfd. 400 v. plus 2 mfd. 250 v.			1/11

EX GOVT. VALVES. VR137, EA50, EB34, 11d.; SP61 2/3; 4SHA 1/3; EL32 3/9; VS110 1/11; KT44 4/9; 6J5 3/9; 6V6G, 5U4G 5/9; 6K7G. 2/11; 35Z4, 6X4 5/9; E2F0, EF80 7/9.

EX GOVT. UNITS, type RZF1 in original sealed cartons with 14 valves including 5Z4G, etc., trans., L.F. choke, Rectifier, etc., etc. We cannot enter into correspondence regarding these units which represent a really exceptional bargain at 29/9. Carr. 7/6.

OIL FILLED BLOCK CONDENSERS

Bryce 11-7 mfd. 500 v. New unused Govt. surplus, only 5/9 each.

THE SKY FOUR T.R.F. RECEIVER



A design of a 3 valve 200-250 v. A.C. Mains L. & M. wave T.R.F. receiver with selenium rectifier. For inclusion in cabinet illustrated above or walnut veneered.

ed type. It employs valves 6K7, SP61, 6F6G, and is specially designed for simplicity in wiring. Sensitivity and quality is well up to standard. Point-to-Point wiring diagrams, instructions and parts list, 1/9. This receiver can be built for a maximum of £4/19/6 including cabinet. Available in brown or cream bakelite or veneered walnut.

EX GOVT. MAINS TRANSFORMERS

All 230 v. 50 c/s. input
120-0-120 v. 40 mA. 5/9
300-0-300 v. 150 mA., 4 v. 3 a. 9/9
250-0-250 v. 80 mA., 6.3 v. 3 a., 6.3 v. 1 a.
Potted 4 1/2-3 1/2 in. 11/9
460 v. 200 mA., 6.3 v. 5 a. 22/9

MANUFACTURERS SURPLUS TRANSFORMERS

Fully shrouded upright Primary 200-230-250 v. Sec. 425-0-425 v. 150 mA. 6.3 v. 3 a., 5 v. 3 a., 33/9. Clamped type 325-0-325 v. 100 mA., 6.3 v. 3.5 a., 5 v. 2 a. Wearite 19/9. 230-0-230 v. 60 mA., 6.3 v. 2.5 a. Midget, 2 1/2 x 3 x 2 1/2 in. approx., 11/9. Post 2/9 on any of above.

R.S.C. BATTERY TO MAINS CONVERSION UNITS

Type BM1. An all dry battery eliminator. Size 5 1/2 x 4 1/2 x 2 in. approx. Completely replaces batteries supplying 1.4 v. and 90 v. where A.C. mains 200-250 v. 50 c/s. is available. Suitable for all battery portable receivers requiring 1.4 v. and 90 v. This includes latest low consumption types. Complete kit with diagrams 39/9, or ready for use, 46/9.



Type BM2. Size 8 x 5 1/2 x 2 1/2 in. Supplies 120 v., 90 v., and 60 v., 40 mA. and 2 v. 0.4 a. to 1 amp. fully smoothed. THEREBY COMPLETELY REPLACING BOTH H.T. BATTERIES AND L.T. 2v. ACCUMULATORS when connected to A.C. mains supply 200-250 v. 50 c/s. SUITABLE FOR ALL BATTERY RECEIVERS normally using 2 v. accumulator. Complete kit with diagrams and instructions 49/9 or ready for use 59/6.

MINIATURE MOTORS. 24/28 v. D.C. or A.C. Size only 2 1/2 x 1 1/2 in. Spindle 1 1/2 in. long, 1/4 in. diam. Made by Hoover Ltd., Canada. Price only 9/9.

VIBRATORS. Oak 2 v. 7 pin. synchronous, 7/9.

M. E. SPEAKERS, 2-3 ohms R. A. 8 in. Field 600 ohms, 11/9.

R.S.C. TRANSFORMERS

FULLY GUARANTEED. INTERLEAVED AND IMPREGNATED

MAIN TRANSFORMERS

Primaries 200-230-250 v. 50 c/s.

FULLY SHROUDED UPRIGHT MOUNTING

250-0-250 v. 60 mA., 6.3 v. 2 a., 5 v. 2 a., Midget type, 2 1/2-3 in.	17/6
350-0-350 v. 70 mA., 6.3 v. 2 a., 5 v. 2 a.	19/9
250-0-250 v. 100 mA., 6.3 v. 4 a., 5 v. 3 a., 0-4-5 v. 3 a.	25/9
250-0-250 v. 100 mA., 6.3 v. 4 a., 5 v. 3 a.	23/9
250-0-250 v. 100 mA., 6.3 v. 6 a., 5 v. 3 a., for R1355 conversion	31/-
300-0-300 v. 100 mA., 6.3 v. 4 a., 5 v. 3 a.	23/9
300-0-300 v. 100 mA., 6.3 v. 4 v. 4 a. c.t., 0-4-5 v. 3 a.	26/9
350-0-350 v. 100 mA., 6.3 v. 4 a., 5 v. 3 a.	23/9
300-0-300 v. 130 mA., 6.3 v. 4 a., c.t., 6.3 v. 1 a., suitable for Mullard 510 Amplifier	33/9
350-0-350 v. 100 mA., 6.3 v. 4 v. 4 a. c.t., 0-4-5 v. 3 a.	26/9
350-0-350 v. 150 mA., 6.3 v. 4 a., 5 v. 3 a.	33/9
350-0-350 v. 150 mA., 6.3 v. 2 a., 6.3 v. 2 a., 5 v. 3 a.	33/9
425-0-425 v. 200 mA., 6.3 v. 4 a., c.t., 6.3 v. 4 a. c.t., 5 v. 3 a., suitable Williamson Amplifier, etc.	49/9
450-0-450 v. 250 mA., 6.3 v. 6 a., 6.3 v. 6 a., 5 v. 3 a.	69/6

TOP SHROUDED DROP-THROUGH TYPE

260-0-260 v. 70 mA., 6.3 v. 2 a., 5 v. 2 a.	16/9
350-0-350 v. 80 mA., 6.3 v. 2 a., 5 v. 2 a.	18/9
250-0-250 v. 100 mA., 6.3 v. 4 a., 5 v. 3 a.	22/9
300-0-300 v. 100 mA., 6.3 v. 4 v. 4 a., c.t., 0-4-5 v. 3 a.	23/9
350-0-350 v. 100 mA., 6.3 v. 4 a., c.t., 5 v. 3 a.	22/9
350-0-350 v. 100 mA., 6.3 v. 4 v. 4 a. c.t., 0-4-5 v. 3 a.	23/9
350-0-350 v. 150 mA., 6.3 v. 4 a., 5 v. 3 a.	29/9
E.H.T. TRANSFORMERS, 2,500 v. 5 mA., 2-0-2 v. 1.1 a., 2-0-2 v. 1.1 a., for VCR97, VCR517	36/6

FILAMENT TRANSFORMERS

Primaries 200-250 v. 50 c/s.	
6.3 v. 1.5 a.	5/9
6.3 v. 2 a.	7/6
0-4-6.3 v. 2 a. 7/9	6.3 v. 6 a. 16/9
6.3 v. 3 a.	8/11
12 v. 1 a.	7/9
	24 v. 1.5 a. 17/6

CHARGER TRANSFORMERS

All with 200-230-250 v. 50 c/s. Primaries:
0-9-15 v. 1 1/2 a., 11/9; 0-9-15 v. 3 a., 16/9;
0-3.5-9-17 v. 3 a., 17/9; 0-9-15 v. 5 a., 19/9;
0-9-15 v. 6 a., 23/9.

ELIMINATOR TRANSFORMERS

Primaries 200-250 v. 50 c/s.	
120 v. 40 mA., 5-0-5 v. 1 a.	14/9
90 v. 15 mA., 6-0-6 v., 250 mA.	9/11

OUTPUT TRANSFORMERS

Midget Battery Pentode 66:1 for 3S4, etc.	3/6
Small Pentode 5,000Ω to 3Ω	3/9
Standard Pentode, 5,000Ω to 3Ω	4/9
Standard Pentode, 8,000Ω to 3Ω	4/9
Multi-ratio 40 mA. 30:1, 45:1, 60:1, 90:1, Class B Push-Pull	5/6
Push-Pull 8 Watts 6V6 to 5 ohms	8/9
Push-Pull 10-12 Watts 6V6 to 3Ω or 15Ω	15/9
Push-Pull 10-12 Watts to match 6V6 to 3-5-8 or 15Ω	16/9
Push-Pull 15-18 Watts, sectionally wound, 6L6, KT66, etc., to 3 or 15 ohms	21/9
Push-Pull 20 Watt high-quality sectionally wound, 6L6, KT66, etc., to 3 or 15Ω	47/9
Williamson type exact to spec.	85/-

SMOOTHING CHOKES

250 mA., 5 H., 100 ohms	11/9
150 mA., 7-10 H., 250 ohms	11/9
100 mA., 10 H., 200 ohms	8/9
80 mA., 10 H., 350 ohms	5/6
60 mA., 10 H., 400 ohms	4/11

R.S.C. A6 ULTRA LINEAR 30 WATT AMPLIFIER

NEW 1956 DESIGN. HIGH FIDELITY PUSH-PULL UNIT EMPLOYING SIX VALVES. Tone Control Pre-amp stages are incorporated. Sensitivity is extremely high. Only 30 millivolts minimum input is required for full output. THIS ENSURES THE SUITABILITY OF ANY TYPE OR MAKE OF MICROPHONE OR PICK-UP. Separate Bass and Treble controls give both "lift" and "cut" with ample tone correction for long playing records. AN OUTPUT SOCKET WITH PLUG IS INCLUDED FOR SUPPLY OF 300 v. 20 mA. and 6.3 v. 1.5 a. FOR A RADIO FEEDER UNIT. Price in kit form with easy-to-follow wiring diagrams. 9 GNS.




Only 10/- carr. 10/- Or Factory built with 12 months' guarantee, 50/- extra. TERMS ON ASSEMBLED UNITS with extra input. DEPOSIT 28/9 and 9 monthly payments of 28/9. If required an extra input with associated vol. control can be provided so that two separate inputs such as "mike" and gram., etc. etc., can be simultaneously applied for mixing purposes. Extra cost of this 13/- Cover as illustrated 17/6 extra.

BANDS, GARRISON THEATRES, etc. etc. We can supply Microphones, Speakers, Rotary Converters, etc., at keen cash prices or on terms with amplifiers.

EXPORT ENQUIRIES INVITED

Type 807 output valves are used with High Quality Sectionally wound output transformer specially designed for Ultra Linear operation. Negative feedback of 17 D.B. in main loop. CERTIFIED PERFORMANCE FIGURES ARE EQUAL TO MOST EXPENSIVE UNITS AVAILABLE. Frequency response ± 3 D.B., 30-20,000 c/c.s., 12 D.B. "lift" at 50 c/c.s., 12 D.B. "lift" at 12,000 c/c.s., Hum and noise 70 D.B. down. Good quality reliable components used. Chassis finish blue crackle. Overall size 12 x 9 x 9in. Approx. Power consumption 150 watts. For A.C. mains 200-230-250 v. 50 c/c.s. Outputs for 3 and 15 ohm speakers. EQUALLY SUITABLE FOR THE CONNOISSEUR OR FOR LARGE HALLS, CLUBS, or OUTSIDE FUNCTIONS. IDEAL FOR USE WITH MUSICAL INSTRUMENTS SUCH AS STRING BASS, ELECTRONIC ORGAN, GUITAR, etc. FOR DANCE BANDS, GARRISON THEATRES, etc. etc.



R.S.C. TA1 HIGH QUALITY TAPE DECK AMPLIFIER FOR ALL DECKS WITH HIGH IMPEDANCE RECORD/PLAYBACK AND ERASE HEADS. Such as Lane, Tuxco, etc. or matched to low impedance erase heads as fitted latest COLLARO TAPE TRANSCRIBTOR. Chassis size 12.7-3in. Overall size 12.7-6in. For 230-250 v. 50 c/c.s. A.C. mains. Output for standard 2-3 ohm speaker. Only 15 millivolts input required for full recording. Only 2 millivolts minimum input required from recording head. Magic Eye recording level indicator. Provision for feeding P.A. amplifier. Can be used as gram. amplifier with input of 0.75 v. R.M.S. Negative feedback equalisation. Linear frequency response ± 3 D.B. 50-11,000 c/c.s. Facilities for recordings at 15in., 7in. or 3in. per second. Automatic equalisation at the turn of a knob. When switching from record to playback position automatic demagnetisation of heads is assured. PERFORMANCE IS COMPARABLE WITH UNITS AT OVER TWICE THE COST. LEAFLET 6d.

11 Ready for use GNS. Carr. 7/6.

H.M.V. LONG PLAYING RECORD TURNTABLE COMPLETE WITH CRYSTAL PICK-UP (SAPPHIRE STYLUS). Speed 3 1/2 r.p.m. BRAND NEW. CARTONED. Only £3/19/6 (approx. half price). Carr. 5/- (for 200-250 v. A.C. Mains).

GARRARD 3-SPEED AUTOMATIC RECORD CHANGERS.

Latest Model Mixer Type RC110. Fitted high fidelity turnover crystal pick-up head with dual point sapphire stylus. Baseboard size 14 x 12 1/2 in., height above, 4in, Below, 2 1/2 in. For 200-250 v. A.C. mains. Limited number. Brand new cartonned. Only £7/19/6, plus 3/6 carriage.

LINEAR L45 MINIATURE 4 1/2 W. QUALITY AMPLIFIER. Suitable for use with Garrard B.S.B. or any other record playing unit, and most microphones. Total negative feedback 12 db. Separate Bass and Treble Controls. For convenience when mounted in cabinet, mains switch is incorporated in control. For A.C. mains input of 200-250 v. 50 c.p.s. Output for 2 1/2 ohm speaker. Three miniature Mullard valves used. Size of unit only 8 x 5 x 6 1/2 in. high. Chassis is fully isolated from mains. Guaranteed 12 months. Only £5/19/6.

MICROPHONES. High fidelity crystal types. Acos 33-1 hand or desk type, 50/-. Piezzo with heavy floor base and telescopic stem, £8/19/6.

ROTARY CONVERTERS. 200 watts. Input 12 v. D.C. Output 230 v. 50 c/c.s. A.C. Only 7 gns. Carr. 7/6.

PLESSEY DUAL CONCENTRIC 12 in. P.M. SPEAKERS

(15 ohms), consisting of a high quality 12in. speaker, of orthodox design supporting a small elliptical speaker ready wired with choke and condensers to act as tweeter. This high fidelity unit is highly recommended for use with our A8 or any similar amplifier. Rating is 10 watts. Price only £5/17/6.



R.S.C. ULTRA LINEAR 12-WATT AMPLIFIER



NEW 1956 MODEL A8 HIGH-FIDELITY PUSH-PULL AMPLIFIER WITH "BUILT-IN" TONE CONTROL, PRE-AMP. STAGES

High sensitivity. Includes 5 valves (807 output), High Quality sectionally wound output transformer, specially designed for Ultra Linear operation, and reliable small condensers of current manufacture. INDIVIDUAL CONTROLS FOR BASS AND TREBLE "Lift" and "Cut." Frequency response ± 3 db. 30-30,000 c/c.s. Six negative feedback loops. Hum level 71 db. down. ONLY 70 millivolts INPUT required for FULL OUTPUT. Suitable for use with all makes and types of pick-ups and practically all microphones. Comparable with the very best designs. For STANDARD or LONG PLAYING RECORDS. For MUSICAL INSTRUMENTS such as STRING BASS, GUITARS, etc. OUTPUT SOCKET with plug provides 300 v. 20 mA. and 6.3 v. 1.5 a. For supply of a RADIO FEEDER UNIT. Size approx. 12.9-7in. For A.C. mains 200-230-250 v. 50 c/c.s. Output for 3 and 15 ohm speakers. Kit is complete to last net. Chassis is fully insulated. Full instructions and point-to-point wiring diagrams supplied.

Unapproachable value at £7/15/- or factory built 45/- extra. Carriage 10/-. If required louvred metal cover with 2 carrying handles can be supplied for 17/6. Where an extra input socket with associated volume control is required for mixing purposes this can be provided for 13/- extra. TERMS ON ASSEMBLED UNITS with extra input as mentioned above. DEPOSIT 25/6 and nine monthly payments of 23/4.

LINEAR "DIATONIC" 10-WATT HIGH FIDELITY AMPLIFIER Incorporating pre-amp. For A.C. Mains input 200-230-250 v. 50 c.p.s. A compact attractively finished unit with two separately controlled inputs, and outputs for 3 and 15 ohm speakers. Separate Bass and Treble controls. Five latest type miniature Mullard valves. Only 12 Gns. Carr. paid. Send S.A.E. for leaflet.

W.B. "STENTORIAN" HIGH FIDELITY P.M. SPEAKERS. HF1012, 10 watts, 15 ohm (or 3 ohm) speech coil. Where a really good quality speaker at a low price is required, we highly recommend this unit with an amazing performance, £4/10/8. Please state whether 3 ohm or 15 ohm required.

SUPERHET RADIO FEEDER UNIT
Design of a high quality Radio Tuner Unit (especially suitable for use with any of our Amplifiers). A Triode Heptode F/Changer is used. Pentode I.F., and double Diode Second Detector. Delayed A.V.C. Ae./Grid F/C Coupling is by bottom end Condenser Coupling giving freedom from alignment troubles when Ae. of varying lengths and capacity are used. Both Frequency Changers and I.F. valves are A.V.C. controlled from the very low distortion Double Diodes so arranged that very high Percentage modulation of the Transmitter can be handled without distortion. The Feed for the delayed A.V.C. is arranged so that A.V.C. distortion is avoided. The W. Ch. Sw. incorporates Gram. position. Controls are Tuning, W. Ch., and Vol. Output will load most Amplifiers requiring 500 M.V. input depending on Ae. location. Only 230 v. 15 mA. H.T. and L.T. of 6.3 v. 1 amp. required from amplifier. Size of unit approx. 9.6-7in. high. Send S.A.E. for illustrated leaflet. Total building cost is £4/15/-. Point-to-point wiring diagrams and instructions. 2/6.

R.S.C. 4-5 WATT HIGH GAIN AMPLIFIER TYPE A5

A highly sensitive 4-valve quality amplifier for the home, small club, etc. Only 50 millivolts input is required for full output so that it is suitable for use with the latest high-fidelity pick-up heads in addition to all other types of pick-ups and practically all mikes. Separate Bass and Treble controls are provided. These give long playing record equalisation. Hum level is negligible, being 71 D.B. down. 15 D.B. of negative feedback is used. H.T. of 300 v. 26 mA. and L.T. of 6.3 v. 1.5 a. is available for the supply of a Radio Feeder Unit or Tape Deck pre-amplifier. For A.C. mains input of 200-230-250 v., 50 c/c.s. Output for 2-3 ohm speaker. Chassis is not alive. Kit is complete in every detail and includes fully punched chassis (with baseplate) with the blue hammer finish, and point-to-point wiring diagrams and instructions. Exceptional value at only £4/15/-, or assembled ready for use 25/- extra, plus 3/6 carriage.



R.S.C. A7 3-4 WATT QUALITY AMPLIFIER

A highly sensitive 4-valve amplifier using negative feedback and having an excellent frequency response. Pre-amplifier and Tone Control stages are incorporated with separate Bass and Treble controls giving full tone compensation for Long Playing records. Suitable for any kind of pick-up including latest high fidelity types. H.T. of 250 v. 20 mA. and L.T. 6.3 v. 1 a. available for supply of Radio Feeder Unit, etc. ONLY 40 millivolts input required for full output. Fully isolated chassis with baseplate. For A.C. mains 200-250 v. 50 cycles. Output for 2-3 ohm speaker. Complete kit of parts with point-to-point wiring diagrams and instructions. Only £3/15/-, carr. 3/6 or factory built 22/6 extra.

P.M. Speakers recommended for use with above amplifiers. Plessey 10in. 3 ohm with high flux density magnet. Only 28/8.

P.M. SPEAKERS. 2-3 ohm, 5in. Goodmans, 17/9, 7 x 4in. Elliptical, 19/6, 6in. R.A., 15/9, 8in. Rola, 19/9, 10in. R.A., 26/9, 12in Plessey, 29/11. 12in. Plessey 15 ohms, 10 watts 3 gns

Radio Supply Co. (LEEDS) LTD.

32 THE GALLS. — LEEDS, 2.

Terms C.W.O. or C.O.D. No C.O.D. under £1. Postage 1/9 extra on all orders under £2, 2/9 extra under £5 unless carriage charge stated. Full Price List 6d. Trade List 5d. Open to Callers: 9 a.m. to 5.30 p.m. Saturday until 1 p.m.

C.R.T. ISOLATION TRANSFORMERS

For Cathode Ray Tubes having Heater/Cathode short circuit for C.R. Tubes with falling emission. Type A. Low leakage windings. Ratio 1:1.25 giving a 25% boost on Secondary. 2 volt 10/6 each With Tax 4 volt 10/6 each Panel and 6.3 volt 10/6 each Solder Tags 10.8 volt 10/6 each 13.3 volt 10/6 each Ditto with mains primaries 12/6 each

RESISTORS. All values. 10 ohms to 10 meg., 1/4 w., 4d.; 1/2 w., 6d.; 1 w., 8d.; 2 w., 1/-. HIGH STABILITY. 1/2 w., 1/6. 2/-. All preferred values 100 ohms to 10 meg. 5 watt 1/3 10 watt 2/6 WIRE-WOUND RESISTORS 25 ohms-10,000 ohms 2/6 15,000 ohms-50,000 ohms 5 w., 1/9; 10 w., 2/3 15,000 ohms-50,000 ohms 5 w., 1/9; 10 w., 2/3 PRE-SET MIN. T.V. TYPE Standard size Pots, 24in. Knurled Slotted Knob. Spindle High Grade. All values 25 ohms to 30 Values, 100 ohms to 50 K. K 50 K. ca. 50 K. 5/6; 100 K. 5/6. Ditto Carbon Track 50 K. W/W EXT. SPEAKER CONTROL 10d., 3/-. O/P TRANSFORMERS. Heavy Duty 50 ma., 4/6. Multiratio push pull, 6/6. Tapped small pentode, 3/9. Hygrade Push Pull 7 watts, 15/6. 1.2 CHOKES 16/10 E. 200/85 mA., 5/-; 25/90 H. 100/190 mA., 11/8; 30/15 H., 120/150 mA., 12/6; 5/6; 250 mA., 15/-.

I.F. TRANSFORMERS 7/6 pair 465 Kc/s Slug tuning Miniature Can. 2 1/2 x 1 1/2 in. x 1 1/2 in. High Q and good band width. By Eye Radio. Data sheet supplied.

HEATER TRANS. Tapped 200/250 v. 6.3 v. 1 1/2 amp. 7/6 COPPER PLATED AERIAL RODS. 1/2 x 12in. push fitting, 3/-. Oz. Post 1/-. ALADDIN FORMERS and cores. Ha. 8d.; Ha., 10d. 3in. FORMERS 5837/8 and Cans TV1/2. 1in. sq. x 2 1/2in. and 1in. sq. x 1 1/2in., 2/- complete with cores. SLOW MOTION DRIVES. Epicycloid ratio 8:1, 2/3. TYANA. Midget Soldering Iron. 200/220 v. or 230/250 v. 16/9. SOLID MIDGET IRON. 25 w., 24/-. M.K. TRANS. Ratio 50:1, 3/9 ea., new and boxed. MAINS DROPPERS. 3 x 1 1/2in. Three Adj. Sliders, 3 amp. 750 ohms, 4/3. 2 amp., 1,000 ohms, 4/3. LINE COORD. 3 amp., 60 ohms, per foot, 2 amp., 100 ohms, per foot, 2 way, 6d. per foot, 3 way, 7d. per foot.

CRYSTAL MIKE INSERT by Acos Precision engineered. Size only 1 1/4 x 1/8in. Bargain. Price 6/6. No transformer required.

LOUDSPEAKERS P.M. 3 OHM. 2 1/2in. square 17/6. 5in R.A. 17/6. 7in. x 4in. Goodmans 21/-. 3in. Square Elec. 21/-. 8in. Elec. 22/6. 1 1/2in. Goodmans, 18/8. 10in. R.A. 30/- TSL TWEETER LSHT5, 8/8. 12in. Plessey 30/-. 8in. E.M. 2.5 k. held tapped O.P. transformer, 24/6. CRYSTAL DIODE. G.E.G., 2/-, GE34, 4/-. CRYSTAL SET CONSTRUCTION. Kit 12/6. H.R. HEADPHONES. 4,000 ohms, brand new, 16/6 pair. SWITCH CLEANER Fluid, squirt spout, 4/3 tin. TWIN GANG CONDENSERS. 385 pf. midget, 1 1/4in. x 1 1/4in. x 1 1/4in., 10/-. .0005 Standard with trimmers, 9/-.; less trimmers, 8/-.; soiled, 2/6; 3-gang 500 pf., 7/6.

SUPERHET COIL 27/6 Miniature size 2 1/2 x 2 1/2 x 1 1/2in. High Q dust cored coils. SHORT, MED., LONG. GRAM switching with connection diagram and circuit.

VALVE HOLDERS. Pax int. Oct., 4d. EF50, EA50, 6d. B9A, CB7, 1/3. Eng. and Amer., 4, 5, 6, 7 and 9 pin, 1/4. MOULDED MEXAS and Int. Oct., 6d. 27/6, B9A, B9B, B9A, 9d., B7G with can, 1/6, VCR57, 2/6. B9A with can, 2/6. CERAMIC, EF50, B7G, Int. Oct., 1/-. B7G with can, 1/9. SPEAKER FRET. Gold Cloth 18in. x 25in., 5/-, 25in. x 36in., 10/-. Expanded metal, Silver 18 1/2 x 9 1/2in., 2/- each. 6 1/2in. Speaker Baffle, silk covered, 1/- each. WAVELENGTH SWITCHES 2 p. 2-way 3 p. 2-way, short spindle 2/6 3 p. 4-way 2 water, long spindle 3/6 2 p. 6-way, 4 p. 2-way, 4 p. 3-way, long spindle 3/6 3 p. 4-way, 1 p., 12-way, long spindle 3/6 TOGGLE SWITCHES. S.P., 2/-. D.P., 3/6. D.P.D.T., 4/- N.C.T.S. BOLTS. 12 of each, 2, 4 or 6BA.

KNOBS. GOLD ENGRAVED. Walnut or Ivory, 1 1/2in. diam., 1/8 each. "Focus," "Contrast," "Brilliance," "Brilliance-On/Off," "On-Off," "Volume," "Volt-On-Off," "Tone," "Tuning," "Trebble," "Bass," "Wavechange," "Radio Gram," "S.M.L. Gram," "Record-Play," "Brightness," ditto, not engraved, 1/-.



1957 RADIOGRAM CHASSIS THREE WAVEBANDS FIVE VALVES S.W. 18 m.—50 m. LATEST MULLARD M.W. 200 m.—550 m. ECH42, EF41, EBC41, L.W. 800 m.—2,000 m. EL41, ELZ40 12 month Guarantee. A.C. 200/250 v. 4-way switch. Short-Medium-Long-Gram. A.V.C. and Negative feedback. 4.2 watts. Chassis 13 1/2in. x 5 1/2in. x 2 1/2in. Glass Dial 10 x 4 1/2in. horizontal or vertical available. 2 Pilot Lamps. Four Knobs, Walnut or Ivory, aligned and calibrated. Chassis isolated from mains. T.S.L. Tweeter supplied free.

BRAND NEW £10.10 Carr. 4/6. TERMS: Deposit £5/5/- and 6 monthly payments of £1. AM/FM RADIOGRAM CHASSIS Measurements 13in. x 6in. x 7in. high. Dial cut-out required only 10 1/2in. x 2 1/2in. 5 valve plus metal rect., gram. socket, piano key wavechange, tone control, mech., long and V.H.P. wavebands. Valve line-ups ECC85, ECH81, EF89, EAB080, EL41. For A.C. mains 100-250 v. PRICE £16.19.6 Carriage 10/8. MATCHED SPEAKERS FOR ABOVE CHASSIS 8in., 10/8; 10in., 25/-; 12in., 30/-.

Collaro Autochanger RC531 for 78 R.P.M. 10in. and 12in. Records. Brand new in maker's boxes! High impedance, lightweight pickup with sapphire needle, will match any amplifier or radio. 5 GNS. Terms: deposit £2-15-0 and 6 Post free, monthly payments of 10/-. No C.O.D.

FAMOUS MANUFACTURER'S 4-SPEED AUTOMATIC RECORD CHANGERS 1957 MODELS Brand new and fully guaranteed 12 months. NOT JOB LINE REJECT STOCK

Designed to play 16, 33, 45, 78 r.p.m., Records 7in., 10in., 12in. Lightweight Xtal pick-up, turnover head, two separate sapphire stylus, for Standard and L.P. each plays 2,000 records. Voltage 200/250 A.C. OUR PRICE £8.15.0 each. Post free. Terms: Deposit £5 and 5 monthly payments of £1. Space required 14in. x 12 1/2in. 5in. above and 3in. below. single record players, 1957 models, lightweight Xtal P.U. Independent sapphire stylus for Standard and Long Play 7in., 10in., 12in., Records; 33, 45, 78 r.p.m. 200/250 v. A.C. silent motor free of wow! Complete unit mounted on baseplate with auto-stop. Space required 14in. x 12 1/2in. 3in. above and 3in. below. OUR PRICE £7.15.0 each. Post free. Handsome Player Cabinets for the above units, 49/6, post 2/6. Layer type with space for small amplifier and speaker, 63/-, post 3/6.

B.S.R. MONARCH. 3-speed Motor and Turntable with selecting switch for 33, 45 and 78 r.p.m. records 100-120 v. and 200-250 v. A.C. 50 c.p.s. Also B.S.R. MONARCH Lightweight Pick-up with Acos Xtal turnover head, separate Sapphire stylus for L.P. and standard records. SPECIAL OFFER. THE TWO £42/12.6. post 2/6. Player Cabinet 49/6, post 2/6.

Teletron Band III Converter London, Midland and Northern for all T.V. Makes. T.R.F. or Superhet Ready wound coils, two EF80 valves, all components, punched chassis, circuit diagram, wiring plans. COMPLETE KIT for mains operation. 200-250 v. A.C. £3/10/- AS ABOVE less POWER PACK. Requires 200 v. 20 mA. H.T. 6.3 v. 0.6 a. L.T. £2/5/-.

ALDRY UNIT POWER PACK. Replaces Battery B114, etc., 69 v. plus 1 1/2 v. Size 4 1/2in. x 3 1/2in. x 1 1/2in. 1-pin Socket. Same as battery. Only 1/- a year to run on A.C. 200-250 v. FAMOUS MAKE. LIST PRICE 69/-. OUR PRICE 39/8. Ready for use

T.V. PRE-AMP. (McMICHAEL) Will amplify output of your Band 3 Converter, Tunable Channels 1 to 5. Midget size. High gain fringe model. B.T.A. Valve. Full instructions supplied. READY FOR USE. (H.T. 200V., E.T. 6.3V., 3 amp. required). PRICE 25/- each. BRAND NEW. SPECIAL MAINS POWER PACK for above, 25/- extra.

Volume Controls 80 ohm Coaxial Midget size Semi-air spaced Polythen Long spindles. Guaranteed 1 year. All values 10,000 ohms to 2 Meg. No. Sw. S.P.S.W. D.P.S.W. 3/- 4/- 4/9 Lin or Log Tracks 1/2in. Coaxial.... 8d. yd. COAXIAL PLUGS 1/- DOUBLE SOCKET 1/3 SOCKETS 1/- OUTLET BOXES 4/6 BALANCED TWIN FEEDER per yd., 6d. 800 or 300Ω. TWIN SCREENED BALANCED FEEDER 1/- yd., 80 ohms. TRIMMERS, Ceramic, 30, 50, 70 pf., 9d. 100 pf., 150 pf., 1/3. 250 pf., 1/6. 800 pf. 250 pf., 1/9. ALUMINUM CHASSIS. 18 a.w.g. Plain, drilled, with 4 sides, riveted corners and lattice fixing holes, with 2 1/2in. sides. 7 x 4in., 4/6; 9 x 6in., 5/9; 11 x 7in., 6/6; 13 x 9in., 8/6; 14 x 11in., 10/6; 15 x 14in., 12/6 and 18 x 18 x 3in., 16/6.

CEROMIUM PEN TORCHES with battery and bulb. 2/6. BLACK CRACKLE PAINT. Air drying, 3/- tin. P.V.C. CONN. WIRE, 10 colours, single or stranded, 2d. yd. 5in. RADIO SCREWDRIVERS, 4/6. NEON MAINS TESTER SCREWDRIVERS, 5/6. MULTICORE SOLDER 60/40, 18 s.w.s., 3d., 16 s.w.s., 4d. yd.

PURETONE RECORDING TAPE, 12/6 1,200ft. on standard fitting 7in. Plastic reels Brand new, boxed, 12/6. Spare Spools 5in. metal, 1/6. 7in. Plastic, 4/3. FERROVOCAL PLASTIC TAPE 25/- First Quality. Highly Recommended. Brand new. 1200ft. on 7in. plastic Reels, 25/-.

SENTEROEL RECTIFIERS. E.H.T. TYPE FLY-BACK VOLTAGES. K3/25 2 kv., 5/-; K3/40 3.2 kv., 7/-; K3/45, 3.6 kv., 7/6; K3/50 v. 4 kv., 8/-; K3/100 8 kv., 14/6. MAINS TYPE. RMI, 125 v. 8/0 ma., 5/5; RM2, 100 ma., 6/-; RM3, 120 ma., 8/-; RM4, 250 v. 275 mA., 16/-; MINIATURE CONTACT COILED RECTIFIERS. 350 v. 50 ma., 3/6; 250 v., 85 ma., 9/6. Complete kit, 10d. COILS. "Wearite," "P" type, 3/- each. Osamor Midget "Q" type adj. dust core, 4/- each. All ranges. TELETRON. L & Med., T.R.F. A/H.F., 7/- pair. H.F. Chokes RFC4 2/6 each. M.W. XTAL COIL MAX., 3/-, L.W. 3/6. JASON F.M. TUNER COIL SET. 22/6. H.P. coil, aerial coil, Oscillator coil, two I.F. Transformers 10/7 Mc/s., Detector transformer and heater choke. Circuit and component book using four 6AM6, 2/-; 4.T.B. Chassis and Dial, 18/6. Complete kit, 55/18/6. With Jason superior calibrated dial, £8/15/6.

CONDENSERS. New stock. .001 mfd. 7 kv. T.C.C., 5/6. Ditto 20 kv., 9/6; 100 pf. to 500 pf. Micas, 6d.; Tubular 50 v., .001 to .01 mfd., 9d.; .05, 1, 1.1, 25, 1/6; 5, 1/8; 1:350 v., 9d.; 1:600 v., 1/3; 3 mfd. 100 v., 4/-. GER. & C. COND. 50 v., 3 pf. to .01 mfd., 10d. SILVER MICA CONDENSERS. 10% 5 pf. to 500 pf., 1/6; 600 pf. to 3,000 pf., 1/3. DITTO 1% 1.5 pf. to 500 pf., 1/9; 515 pf. to 5,000 pf., 2/-.


NEW ELECTROLYTICS. FAMOUS MAKES. TUBULAR TUBULAR CAN TYPES 1/350 v. 2/3 100/23 v. 3/6 8+16/450 v. 5/- 2/450 v. 2/3 8+16/500 v. 4/6 18+16/500 v. 5/- 4/450 v. 2/1 19+16/500 v. 5/6 6,000 mfd. 6 v. 6/6 8/450 v. 2/3 CAN TYPES 32+32/350 v. 4/6 8/500 v. 2/9 Clips 3d. 32+32/450 v. 6/3 16/450 v. 3/6 16/450 v. 3/6 64+120/276 v. 7/6 16/500 v. 4/ 32/350 v. 4/6 80+100/350 v. 11/6 32/450 v. 5/6 64/350 v. 5/6 100+200/257 v. 2/6 2/25 v. 1/ 100/275 v. 5/6 10/6 50/25 v. 1/9 50+50/350 v. 7/6 1,000+1,000/6 v. 6/6 50/50 v. 2/ 500/12 v. 3/-. FULL WAVE BRIDGE SELENIUM RECTIFIERS. 2, 6 or 12 v. 1/2 amp., 8/9; 2 a., 11/3; 4 a., 17/8. CHARGER TRANSFORMERS. Tapped input 200/250 v. for charging at 2, 6 or 12 v. 1 1/2 amp. 13/6; 4 amp., 21/-. All BRAYNARDS books in stock. VALVE MANUALS I II & III, 5/- each part. ACID HYDROMETER. New ex. Govt. Unbreakable. Packed in metal case 7 1/2in. x 4 1/2in.

All Boxed VALVES		New & Guaranteed	
8/6	5/8	1/6	6/8
1R5	6B8	EA50	6AL5
1T4	9D2	954	6J5
18S	EF50	2/6	6K6
334	Equip.	E1148	6K7G
3V4	SP61	E334	EB91
6T4	9B	3/6	EV22
6AM6	EP92	3D6	(near) EF50
6AT6	6EH6	6EH6	EF36
6K8			EL41
68L7	7/8	7/6	EL84
68N7	6E8E	6V8G	7/6
6V6GT	6R6E	6X4	HVR2A
EBC33	6P6	6X3	PEN23
EF50	6K6GT	807	VP23
Sylv. Red		EP39	
EF91		11/6	
EZ80		EY51-U25	PL81
			X79

We have no connection with any other firm. Please address all Mail Orders correctly as below.



By Appointment to the Professional Engineer



TOGGLE SWITCHES

6 AMPS. TOGGLE SWITCHES

6 Amps./250 Volts A.C. or D.C. Double-pole-changeover operation.
 Bush and Lever chromium plated, or black finish.

10 AMPS. TOGGLE SWITCHES

10 Amps./250 Volts A.C. or D.C. Double-pole on/off operation.
 Bush and Lever chromium plated, or black finish.



PAINTON
Northampton England

12 MONTHS' GUARANTEE on used

17" £7.10. 14" £5.10. T.V. TUBES

We are now able to offer this wonderful guarantee. 6 months' full replacement and 6 months' progressive. Made possible only by improved high quality of our tubes. Carr. and Ins. 15/6. Remember all our valves are guaranteed 90 days. Convert your 9in.—10in.—12in. sets to 14in.—15in.—17in. Our pamphlet is FREE, and on many sets it costs only the tube, to give you these giant pictures. **SPECIAL OFFER: 14in.—15in.—16in. T.V. Tubes £5.** Perfect. See them working in our shops. **12in. T.V. TUBES £5.** Shortage may cause delay, enquire first and save petrol. We may have alternative and can tell you delay if any. 15/6 Carr. & Ins. on all tubes.

T.V. CHASSIS 97/6

Complete chassis by famous manufacturer, R.F. E.H.T. unit included. Drawing FREE with order. Being in three separate units (Power, Sound-Vision and Time Base) interconnected these chassis can easily be fitted into existing table or console cabinets. **THIS CHASSIS IS LESS VALVES AND TUBE.** Channels 1-2, 3-5, I.F.s: 16.5 Mcs.-19.5 Mc/s. vision. Easily converted to I.T.V. channel. Insured carr. 10/6.

T.V. CHASSIS £19.19.6

Complete with Valves and 14" Tube

BARGAIN CHASSIS by famous manufacturer, modified ready, working. 3 months' guarantee on tube, valves and chassis. These are demonstrated to personal callers and a free speaker given with each order. Ins. carr. on complete chassis and tube, 25/-.

T.V. CHASSIS UNITS

SOUND AND VISION STRIP, 27/6. S/het. Complete v/strip (uses EF91 valves, etc.). Less valves. FREE drawing. Post 2/6.

TIME BASE, 10/6. Containing scanning coil, focus unit, line trans., etc. FREE drawing. Post 3/6.

POWER PACK AND AMP., 22/6. 325 v. 250m A., 4 v. at 5 a., 6 v. 5 a., at 4 v. at 5 a., centre tapped. Output Pen.45. Carr. 5/6. Less valves.

MAINS TRANSFORMER, 5/9. 350-0-350 v. 80 mA. 6 v., 5 v. heaters Prim. 200-250 v. Post 2/9.

MAINS TRANS., 3/9. 350-0-350 v. 80 mA. 12 v., 4 v. heaters. Pri. 100-250 v. Ideal auto trans. Post 2/9.

ELECTRIC CONVECTOR HEATER 99/6



Hotter and cheaper than oil. Id. an hour. A.C./D.C. Switched for 1 or 2 k. watt. Total purchase. Third of normal price. Carr. and Ins. 10/6.



6 valves. BRAND NEW. With telescopic aerial. V.H.F. Many clients tell us they have successfully converted to Walky-Talky. Each unit has its instructions. Carr. & Ins. 5/6.

8" P.M. SPEAKERS 8/9

Stocks cannot last. Have you had all you may require—Complete with O.P. trans., 10/- All are money back guaranteed. P. & P. 1/9.

T.V. AERIALS, 25/6. For all I.T.A. and F.M. channels. For outdoor or loft. 3 element type, at half their original cost. P. & P. 2/6.

T.V. 12in. MASKS, 3/9. New rubber. Post 1/9. Some soiled need washing at 1/9 each plus post.

ELECTROLYTIC CONDENSERS, 4/6 doz.; for T.V., radio and battery portables. All new assortment. Post 1/-.

HEADPHONES, 5/6 pair. New. Marconi, less leads. Post 1/9.

CHASSIS, 1/-. 6 or 8 valve, latest type, midget valve design for A.M. or F.M. Brand new, cadmium plated on heavy s.w.g. steel. Size 12in. x 7in. x 2in. Post 1/6. 4 for 4/-, post 3/- 12 for 10/- Carr 5/-.

TELEPHONE SETS, 7/9. Ex-W.D. Wireless remote control unit E.M.K.II (ZA.11954). New condition, morse tapper, switches, jack plugs, etc. Carr. 3/6 (less phone).

Send stamp for FREE catalogue.

REMEMBER **DUKE & Co.** (W.W.)
SATURDAY 621/3 ROMFORD ROAD, MANOR PARK
OPEN ALL DAY LONDON, E.12 Tele: GRA 6677-8

MIDLAND INSTRUMENT CO.

JOHN OSTER (U.S.A.) MOTORS, 12 v. 1.4-amp. D.C. shunt, speed 5,600 r.p.m., fitted enclosed reduction gearbox, with 2 outlet shafts in line with motor, 3in. dia., 1 1/4in. long, 1 1/2in. between centres, providing very powerful drives of 6 and 24 r.p.m., also another shaft at right angles to motor which has a fine adjustment 1in. linear reciprocating movement 24 times a minute, size overall 7 1/2in. long, 3 1/2in. wide, 3in. high, easily the finest of ex Govt. motors, well worth £12, our price as brand new 30/-, post 1/6.

HUGHES 12-VOLT D.C. SHUNT MOTORS taking 1.25 amps, up to 2-amps, on load, speed 5,000 r.p.m., external reversing terminations; size 3 1/2in. long, 1 1/4in. dia., 3in. shaft, weight 20 oz., oil impregnated bearings, balanced armature, a very superior powerful motor, original cost over 27, our price new unused 10/-, post 1/3, 2 for 20/-, post paid. Ditta, fitted reduction gears, giving final drive of either 320 or 160 r.p.m. (state which required), 12/6, post 1/6, 2 for 25/-, post paid.



ACHROMATS by Ross or Taylor Hobson, new and perfect, 5 types all 40 mm. dia., f/1.7, f/2, f/2.3, f/2.7, f/3, focal lengths are approx. 2 1/2in., 3in., 3 1/2in., 4in. and 4 1/2in. respectively, unmounted, 10/- each, post 6d., in brass mounts 12/6, post 1/-.

MAINS BLOWERS, 200/250 v. A.C./D.C., 1-amp., 5,000 r.p.m., consists of the motor with attached enclosure fan, and funnel intake 1 1/2in. dia., side outlet 1in. x 1/2in., plinth base 5in. x 4 1/2in., finish black crackle and die cast aluminium, size overall 9in. long, 4 1/2in. wide, 5in. high, weight 7 1/2lb., a very superior blower, offered at a fraction of original cost, new unused, 25/- post 3/-.

BATTERY CHARGER KITS. Consists of a G.E.C. full wave rectifier with associated Douglas 200/250 v. mains transformer, all brand-new components, to charge a 12-v. battery at 1-amp., 15/-, post 1/6, to charge a 12-v. battery at 1 1/2-amps., 25/-, post 2/-, to charge a 12-v. battery at 3 amps., 35/-, post 3/-.

CRYSTAL SET KITS. Consists of a Hepanox low-loss M. & L.W. coil, with circuit, .0005-mfd. Wavemaster var. cond. with pointer knob, germanium crystal, w/o switch, 4 Clix plugs and sockets, all new components, 10/-, post 10d., Brown's headphones 120-ohms, fitted 6ft. leads, new boxed, 7/6, post 1/-.

MOTOR GENERATORS. Size 4 1/2in. long, 2 1/2in. dia., totally enclosed, black crackle finish, fit one to your car, with a 12-v. input, the output will operate your mains A.C./D.C. electric razor. Ideal for caravanners campers, tourists, etc. new unused, 12/6, post 1/9.

ILLUMINATED MAGNIFIERS, has low and high power lens system, special lamp giving light directly on the subject viewed, the holder takes a No. 8 battery, fitted switch and resistance dimmer, nickel plate and black crackle finish, complete with spare lamp in velvet lined instrument case, fraction of original cost, new unused 20/- post 1/6.

PROJECTION UNITS. Consists of the enclosed lampouse, containing a 24-v. 12-watt lamp, polished reflector, in line with the optical mount, which contains a concave/convex ground glass forming a graticule, also a 40 mm. dia. f/2.2., 3 1/2in. focal length achromat projection lens, in perfect condition, 12/6, post 1/6.

SLYDOK FUSES, 250 v. 15 amp. type, end and back connection, new unused, original cost, 1/-, post 4d., 10/- doz., post 1/9.

BURGESS MICRO SWITCHES, 2 types, red spot (normally closed), or green spot (normally open), new unused 1/6, post 4d., 15/- doz., post 1/3.

Many other bargains; send stamped addressed envelope for lists.

MIDLAND INSTRUMENT CO., MOORPOOL CIRCLE, BIRMINGHAM, 17

Tel: HAR 1308

ELECTRONIC ENGINEERS

Hunting Geophysics Limited offers permanent and pensionable appointments as U.K.-based Engineers working on airborne geophysical equipment.

The Company operates all over the world and applicants must be prepared to fly and to undertake overseas tours up to six months yearly when they would assume technical responsibility for the equipment.

Qualifications: normally at least H.N.C. but consideration will be given to all applicants with suitable experience.

For full details apply to:

HUNTING GEOPHYSICS LIMITED
6, Elstree Way, Boreham Wood, Herts.

ELStree 2214



5, Harrow Road, Paddington W.2

PADDington 1008/9 and 0401

OPEN MONDAY to SAT. 9-6. THURS. 1 o'clock

SEND STAMPS FOR NEW 1957 28-PAGE CATALOGUE

TRANSMITTER/RECEIVER

ARMY TYPE 17 MK. II

This well-known R/T Transceiver is offered complete with Valves, High Resistance Headphones, No. 3 Handmike and Instruction Book giving complete details and circuit, contained in strong cabinet. Variable tuning.


Frequency Range: 44.0 to 61 Mc/s.
Range approximately: 3 to 8 miles.
Power requirements: Standard 120 v. H.T. and 2 v. L.T.

Ideal for Civil Defence and communications.

BRAND NEW **59/6** CARR. 3/6.

Calibrated Wavemeter for same 10/- extra.

5-VALVE 3-WAVEBAND SUPERHET



16-50 metres short wave.
187-550 metres medium wave.
900-2,000 metres long wave.
Flywheel Tuning.
Negative Feed Back.
Valves 6BE6, 6AT6, 6BW6, 6X4.
Wave change and Gram.
Chassis 1 1/2 in. x 7 1/2 in. x 8 1/2 in.

£9 - 5 - Od.
Carr. 5/-.

Manufactured by well-known manufacturers.

LIMITED SUPPLIES ABSOLUTE BARGAIN

OVER 50,000 VALVES IN STOCK

SPECIAL REDUCTION FOR SETS OF VALVES

1A7GT, 1N6GT, 1E5GT, 1A5GT (or 1Q5GT or 3Q6GT)	37/8 Set
10 EF50 (Ex-Brand New Units) 5/- each	45/- "
10 EF50 (Red Sylvania, ex-new units) 6/- each	55/- "
6K9G, 6K7G, 6Q7G, 5Z4G, 6V8G	35/- "
1B5 1B5, 1T4, 1B4 or (3B4 or 3V4)	27/6 "
TP25, VP23, HL23/DD, PEN25 (or QP25)	25/- "
DK96, DF96, DAF96, DL96	32/8 "
6K9G, 6K7G, 6Q7G, 25A9G, 26Z5 (or 25Z8G)	37/8 "
12K9GT, 12K7GT, 12Q7GT, 35Z4GT, 35L6GT (or 50L6GT) ..	37/8 "
12SA7GT, 12SK7GT, 12SQ7GT, 35Z4GT, 35L6GT or 50L6GT	35/- "

TRANSMITTER/RECEIVER SCR 522

Comprising the well-known BC625 and BC624A. Units complete with 17 valves types: 2-832, 3-12A6, 3-129G7, 3-9003, 9002, 6GG6, 1216GT, 12AH7GT, 12C8, 6987. The complete unit is in very good condition having very useful parts including Relays, Transformers, Condensers, etc.
Less valves, £23/10/-, carr. paid. With valves, £27/10/- carr. paid.

TRANSMITTER PUSH-PULL AUDIO AMPLIFIER (150 MILLIWATTS OUTPUT)

Build this Push-Pull Amplifier which is ideal for Crystal or Magneto Pick-up Amplification, Baby Alarm, Microphone Amplifier, etc. Powered by 6-volt Dry Battery lasting for months. Complete Kit of Parts including 4 Transistors and all Components with Circuit (less speaker), £4/10/-.

TRANSISTORS

JUNCTION TYPE (Red-Spot) (P.N.P.)

Designed for A.F. application up to 800 Kc/s and suitable for use in Amplifiers, Signal Tracers, Local Station Receivers, Radio Control, Oscillators, Transistor Voltmeters, Baby Alarms, Microphone Pre-Amplifiers, etc.

10/- each.

(Tested and complete with Data & Circuits)

N.B. These Transistors may be used in place of Mullard OC71 or similar Transistors.

R.F. Transistors (Blue-Spot) 1.6 Mc/s. **15/-**

Please note that these Red Spot Transistors are ideal for most circuits including "W.W." Pocket Transistor Receiver and Transistor Amplifier. All Transistors are British Manufactured and Guaranteed. Send for Circuits and Data.

PRE-SELECTED TRANSISTOR SIX PUSH-PULL PORTABLE SUPERHET

Just switch to your favourite Station. No tuning, no aerial or earth. Pre-select 3 stations. Complete with all components and six Transistors, 7 x 4 Elliptical speaker. Telatron Superhet Coils and I.F.T.s. Powered by 7 1/2 v. dry battery which lasts for months. 150 Milliwatts output. All the above with Circuits, etc. **£9 - 0 - 0** Carr. paid.

Or with Matched Mullard OC72's (200 Milliwatts Output) and 7 x 4 Elliptical High Resistance Speaker 30/- extra.

Suitable Plastic Cabinet easy to assemble 18/6.

Call and hear demonstration model working. Ideal as a car radio.

"EAVESDROPPER"

THREE TRANSISTOR POCKET RADIO
(No Aerial or Earth required)

Pre-selected to receive the Light and Home Stations. Total cost, as specified, including Transistors, Transformers, Coils, Condensers and Battery, etc., with circuit (less insert).

77/6 POST FREE

Acos 6/12 Insert 15/6. Single Headphone 4/6 or Miniature Hearing Aid 24/-.

SPECIAL OFFER

Set of four Transistors including one R.F. Transistor... **42/6**
Set of six Transistors including one R.F. Transistor... **60/-**

TRANSISTOR SIGNAL TRACER

Complete Kit with 2 Transistors, Components. Phones with Circuit. **42/6.**

TRANSISTOR SQUARE WAVE GENERATOR

Ideal for signal tracing. Complete Kit with 2 Transistors, Components and Circuit. **25/-.**

62A INDICATOR UNIT

Containing VCR97 with Mu-Metal Screen 21 Valves: 12-EF50, 4-SP61, 3-EA50, 2-EB34. Plus Pots, Switches, H.V. Cond., Resistors, Muirhead 8/M Dial, Double Deck Chassis and Crystal. **BRAND NEW ORIGINAL CASES. 67/8.** Carr. free.

INDICATOR UNIT TYPE 182A

Unit contains VCR17 Cathode Ray 6in. tube, complete with Mu-Metal screen, 3 EF50, 48P61 and 1 6U4G valves, 9 wire-wound volume controls and quantity of resistors and condensers. Offered **BRAND NEW** (less relay) at **67/6.** Plus 7/6 carr. "Radio-Constructor" scope circuit included.

MINIATURE I.F. STRIP TYPE "373" 9-72 MEG.

Brand new miniature I.F. Strip size 10 1/2 in. x 2 1/2 in. x 3/16 in. high. Valve line-up: 2-EF92, 3-EF91 and EB91. With circuit. With valves, 45/- (less valves 3/- post free). This I.F. Strip is part of above equipment.

F.M. CONVERTER UNIT 88/100 Mc/s.

Containing 6 valves—2-6BA6, EB91, VR137, 2-EF54. Two I.F. stages and separate local oscillator, graduated Vernier tuning. Just plug in to your radio and obtain good listening on F.M. Voltage required 250v .50M/A. and 6.3 a. 2 amps.

£7.19.6

CATHODE RAY TUBES

VCR138A WITH SCREEN....	£1 15 0
VCR139A	£1 15 0
VCR97. Guaranteed full T/V picture (carr. 2/-)	£2 0 0
VCR176. Guaranteed full T/V picture	£1 15 0
MU-METAL SCREENS for VCR97 or 517.	10 0
VCR97. Slight-cut-off. Carr. 2/- ..	15 0
3BP1. Brand new	£1 10 0

CRYSTAL MICROPHONE INSERTS

Ideal for Tape Recording, Gramophone Amplifier, etc. Very sensitive. Guaranteed and Tested. 5/-.

MINIATURE TRANSMITTING STRIP "TYPE 81"

Size 7 1/2 in. x 6 in. x 3 in. Complete with Valves Type (V415, VC309, 2-6AM6, 2-7D9 and Quartz Crystal, 4,860 Kc/s. Fully wired with circuit. **£4/10/** complete.

I355 RECEIVER

Complete with 11 valves 4-3P61 5U4G, VU120 VR92. As specified for inexpensive T.V. In absolute new condition. **27/8.** carr. 5/-.
R.F.24 10/- R.F.25 12/8. H.F.26 25/-
Brand new with valves, carr. 2/6.

RADIO-GRAM CHASSIS 5 VALVE SUPERHET, LATEST B.V.A. MIDGET SERIES VALVES
 3 WAVEBANDS:—L.W. 800m-2000m, M.W.200m. 550m, SW. 16m-50m. Chassis size 13½ x 5½ x 2½in. Attractive Glass Dial 10 x 4½in. edge lit by 2 pilot lamps. Horizontal or Vertical Station Names and 4 control knobs, walnut or ivory to choice, 4 position W/O switch, L.M.S. and Gram. P.V. sockets. Modern circuitry, all coils adjustable, dust cored and only quality components used throughout. Delayed A.V.C. and neg. feedback. A.C. mains 200-250 v. Double wound transf. isolates chassis from mains. Aligned and calibrated ready for use.

BRAND NEW & GUARANTEED £9.19.6 Carr. and ins. 4/6.
 8" and 10" speakers suitable for this chassis available.

7-Valve De Luxe, push-pull version 7-watt output £12.10.0. Carr. & ins. 5/-



MULLARD "3-3" QUALITY AMPLIFIER

An ideal companion unit to the JASON Tuner. A really first-class 3-valve, 3-watt Amplifier giving Hi-Fi quality at a reasonable cost. Mullard's latest circuit. Valve line up: EF86, EL84, EZ81. Extra HT and LT available for Tuner Unit addition.

Variable treble out and bass boost controls sensitivity 100 MV. for 3-watt output. Frequency response + or - 1 db, 40 c/s to 25 kc/s.

Complete amplifier wired and tested with quality sectionally wound output transformer to Mullard specification (less speaker) 28/8/- Carr. and ins. 4/6.

ELECTROLYTICS Leading Makes New Stock

TUBULAR	CAN TYPES	80 ohm CABLE	CO-AXIAL
25/25 v. 50/12 v. 1/9	8+8/450 v. 4/6	SPECIAL.—Semi-air spaced polythene standard 4in. diam. Stranded core. Feeder losses cut 50%. 9d. yard.	Standard 4in. Grade A. 8d. yard.
50/50 v. 4/500 v. 2/-	8+16/450 v. 5/-	18 x 18/450 v. 5/6	COAX PLUGS 1/2. SOCKETS 1/-.
100/25 v. 1/9	16+16/450 v. 5/-	8+8/500 v. 2/3	COUPLERS 1/3. OUTLET BOXES 4/6.
8/450 v. 2/3	16+16/500 v. 5/-	8+8/500 v. 2/9	BALANCED TWIN FEEDER per yd. 6d.
8/500 v. 2/9	16+32/350 v. 5/6	8+16/450 v. 3/6	Special 300 ohm TWIN FEEDER 8d.
8+8/500 v. 4/6	32+32/350 v. 5/6	16+16/450 v. 5/6	6/8 TWIN SCREENED FEEDER per yd. 1/3.
8+16/450 v. 4/6	32+32/275 v. 4/6	32/350 v. 4/6	50 OHM COAX CABLE 8d. per yd. 4in.
16/450 v. 3/6	50+50/350 v. 6/6	32/500 v. 5/6	ATTENUATORS 6db, 12db, etc. from 32+32/350 v. 5/6
16+16/450 v. 5/6	80/350 v. 4/6	32+32/500 v. 5/6	100+200/275 v. 12/6
32/350 v. 4/6	60+250/275 v. 12/6	32+32/450 v. 6/6	100/270 v. 6/6
32/500 v. 5/6	64+120/275 v. 11/6		
32+32/350 v. 5/6	100+200/275 v. 12/6		
32+32/450 v. 6/6	100/270 v. 6/6		

JASON F.M. TUNER UNIT 87-105 m/cs

Kit of parts to build this modern and highly successful unit complete with drilled chassis and J.B. dial, wound coils and screening cans, 4 B.V.A. miniature valves and all necessary quality components, etc. for only 28/10/- post free. Superior dial calibrated m/c/s, edge lit by 2 pilot lamps, 12/6 extra, as illustrated. Power Pack components kit including double wound mains transformer, 22/5/- extra.
 Tested and approved by "Radio Constructor," etc. Illustrated handbook with full details, 2/-, post free.



RESISTORS

Carbon type. Pref. values 10 ohms-10 megohms. 20% Tol. ± w. 3d.; ± w. 5d. 1% w. 9d.; 2% w. 3d.; 10% Tol. ± w. 9d. 5% Tol. ± w. 1/-; 1% Hi-stab. ± w. 2/-.

WIRE WOUND TYPES

Wire ends. Silicone coated. 25 ohms-10,000 ohms, 5 w. 1/3. 10 w. 1/6. 15 w. 2/-.
 LINE CORD .3s. 60 ohms per ft., .2s. 100 ohms per ft. 2 way 6d. per ft., 3 way 7d. per ft.

LOUDSPEAKERS

P.M. 3 OHM. 5in. Ceres. 17/6; 8in. Ceres. 18/6; 7x4in. Goodman's Elliptical. 18/6; 8in. Elac. 20/-; 8in. Goodman's special. 21/6; 10in. B. and A. 25/-; 12in. Plessey. 35/-; 24in. Plessey 16/6; 34in. Elac. 17/6.

TRS RADIO COMPONENT SPECIALISTS



70 BRIGSTOCK RD., THORNTON HEATH, SURREY

Phone: THO 2188. Hours 9 am.—6 pm., 1 pm. Wed. Open all day Saturday. BY THORNTON HEATH STATION. BUSES 130A, 133, 169, 166, 190.

Terms: C.W.O. or C.O.D. Kindly make cheques, P.O.s etc. payable to TRS. Post & Packing up to 1lb. 7d. 1lb. 1/1. 3lb. 1/6. 5lb. 2/-. Bargain Lists, 3d.



SG50 SIGNAL GENERATOR covers 100 kc/s to 80 Mc/s in six continuous ranges on fundamentals (not harmonics) either modulated 400 cps. or CW. Frequency accuracy 2%. Uses EF91, 6C4 and 8M1 with double wound mains transformer. The scale is directly calibrated on all ranges with total scale length over 60 inches. Housed in de luxe olive green metal case with carrying handle with scale of engraved Persepe. Size 9in. x 13in. by 4in. deep. Only 28/10/-, plus 6/- carriage and packing.
 VV60 VALVE VOLTMETER measures up to 250 volts A.C., R.F., and A.F. with input impedance of 11 Megohms. Complete with probe unit ready for mains operation at 27/19/6, plus 4/8 carr./packing.
 CR50 BRIDGE measures from 10 pF to 100 mF and from 1 ohm to 10 Megohms in fourteen ranges, having total scale length of over 120 inches. Indication of balance is given by a magic eye fed from a high gain pentode amplifier. Leakage test for condensers. Internal standards are "Constanta" 1% resistors. In case specially designed for bench use with sloping panel. Complete and ready for operation from A.C. mains. ONLY 27/18/- plus 4/8 carr./packing.
 Further details sent by return of post on receipt of self addressed, stamped envelope. Trade supplied direct.

RUSH your order now to—

GRAYSHAW INSTRUMENTS

126 SANDGATE HIGH STREET, FOLKESTONE, KENT.
 Phone: Folkestone 78618

CHAS. H. YOUNG, LTD.

3IN. AERIAL INSULATORS. Ribbed glass. 1/6 each or 6 for 7/6. 12 or more post free.
 CONDENSERS. TCC type III, 8 mfd. 1,000 v. List over £3. Only 10/6. Post 1/9. 8 mfd. 750 v. 5/6 each. Post 1/6.
 SHADED POLE MOTORS. Heavy duty type totally enclosed made for professional tape deck. 35/- each. Post 2/6.
 AMERICAN 807 VALVES. New, boxed, 7/6 each; 4 for 25/-.
 ELECTRON MULTIPLIERS. Type 931A. Only 35/- each, or 2 for £3. Holders available at 2/- each.
 CRYSTAL HAND MICROPHONES with polished grille and handle, four foot of screened lead. Only 21/- P. & P. 1/- WORTH DOUBLE.
 POWER UNITS IN BLACK METAL CASE. 200/260 v. input, 200/250 v. 60/80 m.a. output, fully smoothed and filtered, also gives 31 v. D.C. and 6.3 v. .3 a. A.C., fitted with 6X5 rectifier. Only 50/- each. Carr. paid.
 COPPER AERIAL WIRE. 14 g. H/D 140ft., 17/- 70ft. 8/6. P. & P. 2/-. Stranded 7/25, 140ft. 10/- 70ft. 5/- P. & P. 2/-.
 RACK MOUNTING PANELS, all 19in. long by 5½in., 7in., 8½in. or 10½in., 5/9, 6/6, 7/6, 9/- respectively. Post 2/-.
 ABSORPTION WAVEMETERS. 3 to 35 m/c. in 3 switched bands, complete with indicator bulb. 15/- Post 1/6.
 TRANSMITTER TUNING CONDS., by Johnson U.S.A. 500 pf. 1,550 v. rating, ceramic insulation. 15/- each. Post free.
 HEADPHONES. High resistance (4,000 ohms.), very sensitive. Bargain price only 12/6 pair. P. & P. 1/6.
 AMERICAN BREAST MIKES. Swivel head. Push to talk and lock on switch. Beautiful job. Only 12/6. P. & P. 1/6.
 BRITISH BREAST MIKE UNIT, complete with pair of 4,000-ohm phones in strong wooden carrying case, 8½ x 4½ x 7½. Ideal for mobile operators. Only 17/6. P. & P. 2/-.
 LOW RESISTANCE HEADPHONES. New ex-W.D. stock. C.L.R. type. Only 8/6 pair. P. & P. 1/6. Special Terms Quantities.
 Most comprehensive stock of HiFi Equipment in the Midlands, including QUAD, LEAK, W.B., R.C.A., ROGERS, WHARFEDALE, GOODMAN'S, etc. Details and demonstrations with pleasure.

NO C.O.D. UNDER £1.

All Mail Orders to Dept. "W." Please print your name and address.
CHAS. H. YOUNG LTD., 110 DALE END, BIRMINGHAM, 4.
 Phone: CENTRAL 1635



FOR VALVES
GUARANTEED
ALL TESTED
BEFORE
DISPATCH

Table listing various vacuum tube types and their prices. Columns include tube type (e.g., 02A, 1A3, 1A5GT), price, and other specifications.

HEADPHONES—MICROPHONES

EX-GOVERNMENT HEADPHONES BY S. G. BROWN, ETC.
CLR Low resistance type 120 ohms 7/6 pr.
Throat Microphones, American surplus. Complete with strap, lead and plug type T30B 3/- set.
High Resistance Phones, 4,000 ohms. Complete with jack plug 13/6 pr.
High Resistance DLR Phones 16/- pr.

TELEDIOTOR TRANSFORMERS TYPE T66

SMALL MAINS TRANSFORMERS Suitable for

TELEVISION CONVERTERS, ETC. SPECIFICATION OVERALL SIZE Primary: 250 v. 50 c/s. 4in. 3.9x2.4x.2 Secondary: 1: 250 2in. Over Winding. 40 mA. Fixing Centres: 2: 6.3 3.3in. 1.5 A. 15/- each.

LOUDSPEAKER CABINETS

Attractive walnut finished cabinet available for 6in. or 8in. speaker units. Metal speaker fret, complete with back and rubber feet. FW4/500 10/- 4in. at base. Price 17/6 each. 8in. type: Measures 10in. x 10in. x 3in. at base. Price 21/6 each. 5in. type: Very similar design. Price 16/6 each. Postage—any type 2/- each.

TSL ELECTROSTATIC LOUD-SPEAKERS

TYPE LSH100 Size 5in. x 4in. x 1in. Capacity 1,100 pF. D.C. volts 60 max. Audio volts 60 max. effective. Test voltage 440 v. 50 c/s. Price 14/-
TYPE LSH75 Size 3in. x 3in. x 1in. Capacity 800 pF. D.C. volts 300 max. Audio volts 60 max. effective. Test voltage 440 v. 50 c/s. Price 8/-
TYPE LSH518 Size 7in. x 2 1/2in. x 1in. Wide angle version of LSH75. Rectangular in form. Price 12/6.

VIBRATORS

4 Pin U.X. Types. Available for 12 or 6 volts, by Oak, Mallory, Plessey, etc. Price 6/6 each.

MAINS DROPPING RESISTORS

Table listing mains dropping resistors with specifications like voltage (e.g., 945 ohms Zenith with taps), power (e.g., 1/2 watt), and price.

I.F. TRANSFORMERS

Radiocraft I.F.S. 465 Kc/s., with compression trimmers, solid construction, a real quality job. Size: 3 1/2in. x 1 7/16in., pair 12/-
As above, 100/127 Kc/s., pair 12/-
Surplus Type, 465 Kc/s., pair 6/9
Miniature I.F.—465 Kc/s., pair 9/-

CHASSIS

Aluminium drilled with reinforced corner. Available in the following sizes: 6in. x 4in. x 2 1/2in., each 4/6
8in. x 6in. x 2 1/2in., each 6/3
10in. x 7in. x 2 1/2in., each 7/3
12in. x 3in. x 2 1/2in., each 5/8
12in. x 5in. x 2 1/2in., each 6/8
12in. x 8in. x 2 1/2in., each 8/6
14in. x 3in. x 2 1/2in., each 6/-
14in. x 9in. x 2 1/2in., each 12/-
16in. x 6in. x 2 1/2in., each 8/6
16in. x 10in. x 2 1/2in., each 14/-
All are four sided—ideal for radio receivers—amplifiers—power packs, etc.

THE TELETRON BAND III CONVERTER COIL SET

FOR USE WITH TRF AND SUPER-HET RECEIVERS The complete Converter can be built for about 60/-
The complete Coil Set with circuit, practical wiring diagrams and parts list, per set 15/-
TELETRON BAND III Mark II Converter Coil Set. As above, but cascade circuit using PC84 and PCF80 valves. With circuit 17/6
CHASSIS Ready drilled template chassis to Telatron specification. Size 7in. x 3in. x 1 1/2in. With underside screen, suitable for both Mark I and Mark II Coils. 3/8
Mark II for the above coil sets, but with extra space for power pack transformer and rectifier 6/-
CIRCUITS Telatron Circuits also available. Mark I and Mark II, each 3d.

CONTROLS

WITH DOUBLE POLE SWITCH 20K ohms, 50K ohms, 1 meg. ohm, 2 meg. ohm, 1 meg. ohm, 2 meg. ohms. All 4/9 each.
WITH SINGLE POLE SWITCH 10K ohms, 100K ohms, 1 meg. ohm, 2 meg. ohms. All 3/9 each.
ALL THESE CONTROLS ARE BY WELL-KNOWN MAKERS: COLVERN, DUBLIER, MORGANITE, ERIE, AMPLION, etc., etc.
CONTROLS LESS SWITCH 1 meg. ohm, 1 meg. ohm. All 2/6 each.

EX-GOVERNMENT AND SURPLUS CONTROLS

This popular range is suitable for all Television constructors, etc. Keep your costs down when building the "Argus" or "Simplex" receivers. Available: 500 ohms, 500 ohms, 1,000 ohms double type, 2K ohms, 5K ohms, 10K ohms, 20K ohms, 25K ohms, 50K ohms, 200K ohms, 100K ohms, 1 meg. ohm, 2 meg. ohm, 1 meg. ohm, 2 meg. ohms, 50K ohms double type. All 1/2 each.
CORRENT PRE-SET CONTROLS Double Control—2 half meg. Controls, banded with separate spindle, 6/9 each.

ROTARY SWITCH

4 position, 30 amp., each 3/-

IRON ELEMENTS

H.M.V. Replacement Element, each 3/-
Standard Elements, will fit most makes, each 1/8
B7G MINIATURE VALVE PIN STRAIGHTENER Don't use pliers in future. This is an American manufactured tool at a price everyone can afford, 2/6 each.

OUR 1957 44-PAGE CATALOGUE IS NOW AVAILABLE. PLEASE SEND 1/- IN STAMPS.

COLLARO PICK-UP. HIGH-FIDELITY/HIGH IMPEDANCE

For standard records 78 r.p.m. only. Listed at 46/5. Our Price 35/-, Post 1/6

G.E.C. LOUDSPEAKER CABINETS

Type BC1985, fitted with 8in. unit, low impedance, own column control. Very attractive cabinet. Offered at well below cost, 52/6 each. Post 3/-.

10-WATT WIRE-WOUND RESISTORS BY DAGOLE

Special purchase of following sizes at 1/- each. 250 ohms, 700 ohms, 800 ohms, 225 ohms, 750 ohms, 500 ohms, 300 ohms, 1,000 ohms, 175 ohms, 150 ohms, 200 ohms, 350 ohms, 400 ohms.

HEATER TRANSFORMER

230v. input with two 6.3 volt windings. 1 amp. and 2 amp. 7/6 each.

MISCELLANEOUS COMPONENTS

Bulgin Choke, 10 mA., 18 H. Total Resistance 3,700 ohms with tap at 1,800 ohms, each 1/9
Denco T.R.F. Coils, Type "O", Red and Blue, pair 2/9
Ion Trap, Type IT6, each 7/-
Pointer Knobs (Black), each 74d.
Non-Reversible 2-Pin Plug and Socket, each 1/-
Insulated Coupler, 2in. dia., for standard 1/4in. spindles, ceramic insulation, each 9d.

ALL-DRY BATTERY PLUGS AND SOCKETS

All types available. Two popular types of plug, 2 pin and 3 pin. 4d. each.

POTENTIOMETER PANEL

Four Potentiometers on panel. 50K ohms 8PS, 750 ohms W/W, 25K ohms Carbon, 5K ohms W/W. All with long spindle, with leads of different colours terminating in an 11-pin plug, each 7/6
Wavox Choke, max. current 100 mA., D.C. resistance 125 ohms, each 6/-
Westinghouse 1 mA. Rectifier, wire ends, each 9d.
6-volt Vibrator Pack, complete with 4-pin Vibrator, each 17/6
Philips 8-pin plug, pair 3/-
Morphy Richards type Replacement Iron Elements, each 3/9

INDICATOR LAMPS

Spring fixing type, each 9d.
"Acrovox" Condenser Clips, each 1d.
Pencil Rectifiers, Type J10, each 2/-
Amplion Volume Controls, 2 meg. R.P.S., each 3/6
Extension Speaker Volume Controls, each 1/3
Vibrator Clips (Standard), each 5d.
Double Fuse Holders, panel mounting, for two 1/4in. fuses, each 2/6

JUNCTION BOXES

Type 5X/2324, 20 way, each 1/6

RECORDING TAPE, 1,200ft.

"Puretone", each 12/6

NEEDLE CUPS

For Gram. Needles (Bakelite), each 1d.

CRYSTAL DIODES

Wire Ends, Plastic case, each 1/-

AMERICAN RELAY

45 ohms Impedance with leads, No. A20545, each 1/9

IRON LEADS

Black and white flat iron leads, bonded ends, each 1/3

2 RANGE POCKET VOLTMETER

Ex-Military, brand new, 0-15 volts, 0-250 volts, moving coil 345 ohms per volt, complete with leads, each 16/-

PUSH BACK WIRE

Colours available: White, Yellow, Brown, Black, Pink. 7 and 14 stranded, yard 2d.

NINE-INCH TUBE MASKS

White (solder conductive), each 4/9
Tri-Sol 3-Core Solder. Nett weight 1 lb., 16 S.W.G., 80/40 alloy, per carton 6/6
0-100 mA. Meter, Panel Mounting, each 7/6

ALPHA RADIO SUPPLY CO. 5/6 VINCES CHAMBERS VICTORIA SQUARE LEEDS 1

TERMS: Cash with order or C.O.D. Postage and Packing charges extra, as follows: Orders value 10/- add 1/3; 20/- add 1/6; 40/- add 2/-; 65/- add 3/-; unless otherwise stated. Minimum C.O.D. fee and postage 3/-. For full terms of business see inside cover of our catalogue. MAIL ORDER ONLY

GEE RADIO LTD.

AIRCRAFT RADIO RECEIVER (BY RCA Model No. CRV. 46151). Freq. 195 kc/s. to 9050 kc/s. (33-1500 metres) continuous. For 28 v. D.C. input with built-in dynamotor. This 6-volt receiver with 2 R.F. stages and 2 I.F. stages with B.F.O. and C.W. is in our opinion one of the finest sets so far released by the Air Ministry. With instruction diagram to convert for mains. For the very modest price of £10/10/- carr. paid. In good working order.

VITAVOX PRESSURE UNITS. Heavy duty. P.M. 20 watt. Brand new, £4/9/6. Also ditto, second-hand, in good working order, 40/-, carr. 7/6.

723AB KLYSTRONS. Guaranteed, 50/-.
B.C. 929ACRT INDICATOR UNIT. Containing 1-3PB1 3in. C.R.T. 6-6SN7s, 2-6H6s, 1-6G6, 1-6X5, 1-2X2; 7 valves in all. Ideal for "scope conversion. New, in original sealed cartons. 70/-, carr. 5/-
15 WATT 12 v. D.C. AMPLIFIER (BY PARMEKO, ex-ADMIRALTY). Fitted for mike and gram, with "Fader" control. With 2-EL35s in push-pull output. Speaker output 15 ohms. Housed in metal case, size 14in. x 9in. x 9in. Ready to use, guaranteed in perfect order. £12/10/-, carr. 10/-.

PARMEKO MOVING COIL HAND MICROPHONE. 200 ohm imp. Fitted on/off switch, complete with 12 yds. flex, 25/-, p.p. 2/6.
RE-ENTRANT LOUD HAILERS. Heavy duty 20 watt all-metal. 15 ohms. By Parmeko. £5/10/-, carr. paid.

PARMEKO TWIN BAKELITE LOUD HAILERS (ex-Admiralty), complete on metal base. 10 watts. 45/-, carr. 7/6.

RCA BRAND NEW. 15in. 15ohms 30 watt P.M. speakers. £9/19/6, carr. 12/6.

C.M.G. 25 PHOTO CELLS (OSRAM). Brand new, 15/-, p.p. 1/-
AC/DC POWER SUPPLY UNITS. 230 v. A.C. 50 cycles input, 100 v. D.C. at 1 amp. out. Housed in strong metal case, ex-G.P.O. New and unused £4/10/-, carr. 7/6.

TRANSFORMERS. 110-230 v. Primary. Sec. 26 v. tapped to 41 v. at 14 amps. New and boxed, £3/10/-, carr. 5/-.

P.E. 103 H.D. POWER SUPPLY UNIT. New and boxed. Complete with connecting cables and mounting rack, £15, carr. extra.

APQ9 TRANSMITTER. Containing 931a Photo Electric cell (complete with network). 2-6AC7's, 1-6AG7, 2-807's and 2 blower cooled 8012's. With rev. counter. Brand new, 79/6, carr. 7/6.

SELENIUM METAL RECTIFIERS. FULL BRIDGE

6 or 12 v. 1 amp.	7/6	24 w. 1 amp.	13/6
12 v. 2 amp.	10/-	24 v. 2 amp.	20/-
12 v. 2½ amp.	15/-	24 v. 2½ amp.	25/-
12 v. 4 amp.	16/6	24 v. 4 amp.	30/-
12 v. 6 amp.	23/6	24 v. 6 amp.	35/-
12 v. 10 amp.	40/-	24 v. 10 amp.	80/-

SPEEDY DELIVERY OF LT. RECTIFIERS TO ORDER.

ELECTRIC LIGHT SLOT METERS. 200/250 v. A.C., 5-10 amps. 1/- in slot. 6d. or 7d. per unit. By Measurement Ltd. All Bakelite case, in very good condition, 50/-, p.p. 3/-.

SOUND POWERED HEADPHONES. Can be used for speaking or receiving. 15/- per pair, p.p. 1/6.

BC.454. 3-6 Mc/s. New and boxed. £1/10/-, p.p. 3/-.
BC.455. 6-9 Mc/s. (Command set). New and boxed, £1/10/-, p.p. 3/-.

3A5 VALVES. Brand new (DCC.90), 12/6, p.p. 9d.
CONDENSERS. 2 mfd. 7.5 kv wkg. at 15 kv. Test (Dubiller). Brand new in original crate, £2/10/-, carr. 5/-.

VARIABLE VOLTAGE REGULATOR TRANSFORMERS. Input 230 v. A.C. at 21 amps. Output 57.5 volts in 16 equal steps to 230 v. at 21 amps. Ex-Govt., in perfect condition. £12/10/-, carr. extra.
DON "8" TWIN TELEPHONE CABLE, on 1 mile and ½ mile drums. £5 per mile, 25/- per ½ mile, carr. extra.

WAVEMETER CLASS D. Freq. band, 1,900 kc/s. to 8,000 kc/s. (158-37.5 metres) in two ranges, 1,900 kc/s.-4,000 kc/s. Also 4,000 kc/s.-8,000 kc/s., in perfect working order. Supply 6 v. D.C. input, £5/19/6, carr. 5/-.

VALVE TESTER (by Radio City Products, U.S.A.), model 314. Brand new, unused with instruction manual 110-220 v. A.C. 50 c/s. Will test most American valves from 1.1 v. to 200 v. £10, carr. 5/-.

ROTARY CONVERTERS, Ex-Govt. 12 v. D.C. input 230 v. A.C. Output 50 cycles at 125 watts. Complete in carrying case, with voltage control, sliding resistance, mains switch and 0-300 v. A.C. flush meter. In perfect working order. £8/10/-, carr. extra.

ROTARY CONVERTERS. 24 v. D.C. to 230 v. A.C. 50 cycles. 100 watts. Fully tested, £4/12/6, carr. 7/6.

10in. P.M. LOUDSPEAKER IN PORTABLE CARRYING CASE. Complete with handle, back and flex lead compartment. Cases slightly soiled. Speakers 100%, 45/-, carr. 5/-.

HEAVY DUTY TWIN 12in. P.M. 15 ohms SPEAKERS. Housed in H/D in. thick Cabinet, (slightly soiled). Size 36in. x 18in. x 12in. Felt padded inside. As used by the Admiralty P.A. Ideal for portable amplifier, etc. Limited quantity only. £12/10/-, carr. 10/-.

METERS (new and unused)

0-1 m/a., 2½in. flush mounting	25/-
0-30 m/a, ditto	15/-
0-300 v. A.C. ditto	25/-
"S" meter 2in., as used in AR-77 receiver	25/-
2½in. D.C. pocket voltmeter 0-15 v. 0-250 v.	15/-

ACCUMULATORS. bakelite cased 2 v 100 ampere. 75 actual. Ex-Govt. New and unused. Complete with carrying handle. Ideal for coupling 6 or 12 v. storage batteries. Size 6½in. x 6½in. x 3½in. 15/- each. Carr. 3/6 each or 3 sent for 7/6 or 6 for 12/6.

15, LITTLE NEWPORT ST., LONDON, W.C.2.

GERrard 6794/1453

All good 'Labs' use
Radiospares

quality components
 for design
 development and
 prototype work



Service Engineers!

Remember-

Radiospares components are delivered absolutely "by return"



A NEW VALVE VOLTMETER

RANGE: 0-10mv, 0-100mv, 0-1v, 0-10v, 0-100v, RMS FSD

FREQUENCY RESPONSE: 20 c/s to 1 mc/s

ACCURACY: ± 2%

INPUT IMPEDANCE: 1 MΩ and 5μμf.

Price: **£55 0 0**

Send for List No. A7

SUTTON COLDFIELD ELECTRICAL ENGINEERS,
 Reddicap Trading Estate, Sutton Coldfield, SUT. 3038 & 5666

G.W. SMITH & CO (RADIO) LIMITED

3-3 LISLE STREET, LONDON, W.C.2

TRADE ENQUIRIES
INVITED

FOR ALL RADIO BARGAINS

WE PURCHASE ALL TYPES OF
RECEIVERS AND TEST GEAR

PANORAMIC ADAPTORS
Brand new and boxed Ex-U.S.A. For use with receivers having an I.F. of 455/475 kc/s, giving a bandwidth of 200 kc/s. 110/230 volt A.C. operation. Price £30 each.

A.R.88 WAVECHANGE SWITCHES. Ceramic, 8 bank 6 position, complete with screens, BRAND NEW, 17/6 each.

MODULATION TRANSFORMERS. Collins type, potted. Push-pull 807 to parallel 807, 200 watts audio, brand new, 12/6 each.

BENDIX COMMAND RECEIVERS
Brand new and boxed, with circuit. Top band model, 1.5-3 mc/s., 75/- each.

BENDIX COMMAND TRANSMITTERS. Complete with all valves and crystal. Coverage 2.1-3 mc/s. 29/6 each.

BARGAIN MAINS TRANSFORMERS
All new and unused.

L.T. TYPES
a. Input 220/240 v. Output 6.3 v. 1.5 a., 5/9.
d. Input 200/250 v. Output 3, 6, 9, 12, 24, or 36 volts 5 a., 35/-.
e. Input 230 v. Output 5, 10, 15, 20, 25 or 30 v. 5 a., 29/6.
f. Input 200/250 v. Output 4 v. 14 a., 6.3 v. CT. 1.5 a., 10/6.

INSTRUMENT TYPES
a. Input 220/240 v. Output 200 v. 25 ma., 6.3 v. 1 a., 10/6.
b. Input 230 v. Output 195 v. 95 ma., tapped 130 v., 6.3 v. 5 a., 6.3 v. .3 a., 14/6.

H.T. TYPES
a. Input 200/250 v. Output 250/0/250 v. 60 ma., 6.3 v. 3 a., 5 v. 2 a., 18/6.
b. Input 200/250 v. Output 250/0/250 v. 80 ma., 6.3 v. 4 a., 5 v. 2 a., 18/6.
c. Input 200/250 v. Output 350/0/350 v. 80 ma., 6.3 v. 4 a., 5 v. 2 a., 18/6.

AUTO TRANSFORMER 110/200/250 volts, 150 watts, 21/-.

CHARGING TYPES
a. Input 200/250 v. Output 9 or 15 v. 1 a., 9/9
b. Input 200/250 v. Output 3.5, 9 or 17 v. 2 a., 14/3.
c. Input 200/250 v. Output 3.5, 9 or 17 v. 4 a., 16/6.

SELENIUM CHARGING RECTIFIERS
Full wave and bridged. 12 v. 1 a., 6/3; 12 v. 2 a., 9/3; 12 v. 4 a., 13/9; 12 v. 10 a., 32/6; 24 v. 8 a., 49/6.

CHARGING RHEOSTATS 1 ohm 12 amp., 6/6; 8 ohm 2.5 amp 7/6.

R.1155 RECEIVERS MODEL L

A brand new issue of these famous, round the world communication receivers. This is the most recent model and is similar to the model N, incorporating the trawler band. Frequency coverage 200/500 kc/s, 500/1,500 kc/s, 1.5/3 mc/s, 3/7.5 mc/s, 7.5/18 mc/s. Each receiver is supplied in perfect working order, aerial tested and complete with illustrated booklet. Price £12/19/6 each plus 10/6 carriage.

POWER PACKS for the above receiver to work from A.C. 200/250 volts, and incorporating a 6V6 output stage for speaker, can be supplied at 85/- each.

CRYSTAL MICROPHONE INSERTS. Extra sensitive, ideal for amplifiers, etc., 4/6.

POWER UNIT 285
230 volt 50 cycle input. Outputs E.H.T. 2 kv. 5 ma., H.T. 350 volts 200 ma., L.T. 6.3 volts 17 amps. E.H.T. and H.T. supplies are fully smoothed, double choke and paper condenser, etc., and complete with valves 5U4g, VU120 and EF50. A genuine bargain at only 59/6 each.

TRANSMITTER/RECEIVER No. 19 Mk. II

Equipment comprises 3 separate units built into one chassis and separate power pack.
Specification: "A" set. Transmitter/receiver. Frequency coverage 2-4.5 mc/s. and 4.5-8 mc/s. For R.T., C.W. or M.C.W. Range on R.T. 15 miles. C.W. 50 miles. Superhet receiver, 465 kc/s. I.F., B.F.O., etc. Rx. Valve line-up: 6K7 R.F., 6K8 mixer, 2 6K7 I.F., 6B6 det. A.F. phone output. Tx: 6K8 mixer, BFO, EF50 buffer, EB34 ADO, 807 P.A. "B" set. Transmitter/receiver 220/241 mc/s. Local use up to 1 mile. Valve line-up: CV6, 2 6K7 and 6V6. Inter Com. set. 2 valve A.F. amplifier for vehicle crew inter-communication. Valve line-up: 6K7 and 6V6.
A 2 1/2 in. meter in reading L.T. and H.T. voltages, drive, etc.
POWER UNIT. 12 volt D.C. input. Output 275 volts 110 m/s., and 500 volts 60 m/s.
Equipment is of American manufacture and is supplied in good condition. Price, complete with power pack only 25/10/- each, plus 15/- carriage.


AMERICAN GEARED MOTORS



American 24 volt D.C. motors with built-in precision gearbox giving twin outputs 20 r.p.m. and 6 r.p.m. Will also operate on 12 v. giving reduced outputs. Size 7 in. x 1 1/2 in. Shaft dia. 1/2 in. Supplied brand new only 29/6 each.

MARCONI U.H.F. SIGNAL GENERATOR TF.517, MODULATION GENERATOR TF.675. Complete station comprising TF.517 signal generator, frequency coverage 16-58 mc/s and 150-300 mc/s, and TF.675 pulse modulator, repetition speed 50-3,000 cycles, pulse width 2-12.4 μsec. Supplied brand new in original transit case with full instruction book and full complement of leads, 42/10/- each.

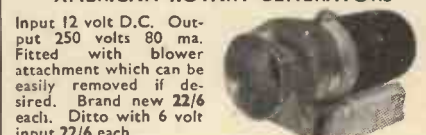
MODULATOR TYPE 67



These bargain instruments contain a COMPLETE A.C. MAINS POWER PACK, Input 230 volts 50 cycles. Output 350 volts 120 ma. and 6.3 volts 5 amps. Choke and condenser smoothed and uses 5Z4 rectifier. (Transformer actually 200 ma.). Also included in the unit are 11 other valves, 5 SP61, 1 VR116, 2 EB34 and 3 EA50, and many other useful components, pots, resistors, switches, etc. Size of case 18 x 9 x 7 in., which is finished in grey. Supplied brand new, 49/6 each.

RCA A.R.88 L.F. RECEIVERS. Offered in first class condition, re-aligned and thoroughly tested. Continuous coverage from 75 to 550 kc/s and 1.5 to 30 mc/s. Built-in A.C. mains power pack, phone or speaker output, variable selectivity, B.F.O. etc., Price 45 each.

AMERICAN ROTARY GENERATORS



Input 12 volt D.C. Output 250 volts 80 ma. Fitted with blower attachment which can be easily removed if desired. Brand new 22/6 each. Ditto with 6 volt input 22/6 each.

50 MICROAMP METERS

2 1/2 in. scale flush mounting meter housed in grey instrument case with chrome handle. Brand new and tested, 59/6 each.

FIELD TELEPHONES



Type Don Mk. 5. Buzzer calling. Ideal for inter office or house communication. Supplied complete with two 1.5 volt cells, tested and ready to operate. Price only 39/6 each.

MODEL-MAKERS' MOTORS

Permanent magnet type, reversible. Size only 2 in. long, 1 1/2 in. dia. with 1/2 in. long spindle. Operation from 4.5 to 24 volt D.C. Thoroughly recommended for launches, etc. Supplied brand new only 8/6 each.

EXPLODERS, DYNAMO-CONDENSER MK. I. Operation is by a hand generator supplying an A.C. voltage which is stepped up through a transformer, rectified by 2J50, and a final 1,800 volts is developed across a 6 mfd. paper condenser. A neon indicates when charged. Ideal also as a Photo Flash generator. Supplied brand new with circuit, 43/19/6 each.

GRAM MOTORS

Special offer. Garrard 200-250 volt A.C. gram. motors complete with turntables. Speed adjustable from 0-45 r.p.m. A real bargain at only 22/6 each.

MARCONI CRYSTAL CALIBRATORS. Frequency coverage 170 to 240 mc/s. Directly calibrated accuracy 0.001%. Operation 200/250 volt A.C. Supplied complete with 5 m/s. crystal and spare set of 5 valves in original transit case, brand new with instructions, 44/19/6 each.

AMERICAN BEACON TRANSMITTER/RECEIVER RT 37/PPN-2. Brand new and boxed, complete with instruction book. Equipment comprises transmitter/receiver with 9 valves (5 3A5, 3 1S5 and 1 IR5), with built-in 2 v. vibrator power pack, spare vibrator, headset, connector leads and 10ft. collapsible aerial. Frequency coverage 214/238 mc/s. Price 72/6 each.

ROTARY CONVERTERS. Input 24 volt D.C. Output 230 volt A.C. 50 cycles, 100 watts. Price 92/6 each.

6 VOLT VIBRATOR PACKS. 6 volt D.C. input. Output 120 volts 60 mA. Fully smoothed, compact, uses standard Mallory 6 volt 4 pin vibrator. Supplied brand new and boxed, 15/- each.

SUB-STANDARD VOLTMETERS

Six ranges: 7.5, 15, 30, 60, 150 and 300 volts D.C. 6 in. mirror scale with knife edged pointer calibrated 0-150 volts. 0.3% accuracy. Price 44/19/6 each.

460 KC/S B.F.O. UNIT

Supplied brand new and complete with 155 valve, fully screened in aluminium case, size 2 1/2 x 1 x 4 1/2 in. Price 8/6 each.

SMOOTHING CHOKES

G.B. 20 henries 175 ma.	10/6
Parmeko 8 henries 25 ma.	10/6
Parmeko 9 henries 100 ma.	7/6
Parmeko C core 4H, 22.5 ma.	4/6
Parmeko swinging choke 3.6-4.2 henries 250 ma. 20 H. no D.C. ...	10/6
Collins 8 henry 100 ma.	8/6

All new and unused.

MORSE BUZZERS. Brand new and boxed. Operation from 3 volt D.C. Price 2/6 each.

METER BARGAINS

50 m/amps. 2in. F.M.M.C.	7/6	
150 m/amps. 2in. F.M.M.C.	6/9	
200 m/amps. 2 1/2 in. F.M.M.C.	9/6	
1 amp. R.F. 2 1/2 in. P.I. T.C.	5/-	
4 amp. R.F. 2in. F.M.T.C.	5/-	
300 volt D.C. 2in. F.M.M.C.	10/6	
300 volt A.C. 2 1/2 in. F.M.M.I.	25/-	
500/0/500 microamp. 2 1/2 in. F.M.M.C. 25/-	50/0/500 amps. 2in. F.M.M.C.	8/6

ALL BRAND NEW AND BOXED.

HOURS OF BUSINESS: 9 a.m.-6 p.m.
Thursday 1 p.m. Open all day Saturday. Please print name and address clearly. Also include postage on all items.

SAMSON'S SURPLUS STORES

NEVLIN 3,000 WATT AUTO TRANSFORMERS. Input 200-250. Output 110 v. Completely enclosed in grey metal case. With input voltage selector switch and fuses. Supplied brand new at a fraction of maker's price. £9/15/-, plus carr.

LT SUPPLY UNIT. Type 115. A.C. input 200-250 v. Output 24 v. 26 amp. rating continuous ideal for charging 24 v. batteries at a high current. Approximate size 1ft. 6in. x 1ft. 6in., 1ft. 6in., £17/10/-, plus carriage. **A.M. BATTERY CHARGERS** designed to charge 12 2 volt cells at a maximum current of 10 amps., fine and coarse control, fitted fuses and 0-12 ammeter, £15, plus carriage.

WILLARD AIRCRAFT BATTERIES. 24 v. 11 A.H. Size 8 x 7 1/2 x 7 1/2 in. NEW IN MAKER'S CARTONS. 49/6, carr. 7/6. **EXIDE.** 10 volt, 5 A.H. **GLASS ACCUMULATORS.** Size 7 x 2 3/4 x 5 in. Suitable for H.T. unit construction and models, etc. New in maker's cartons. 8/6, P.P. 1/6. **MINIATURE.** 36 v. 0.2 amp. **ACCUMULATORS** made by Willard Co. Size 3 3/4 x 1 1/2 x 3/4 in., weight 5 1/2 oz. New and uncharged. 3/6, P.P. 6d.

ALKALINE BATTERIES. Crates of five cells giving 6 v. at 53 A.H. Size of wood crate 15 x 5 1/2 in. x 11 1/2 in. £5/19/6, plus carr. 7/6. Single cells 2.4 v. 18/20 A.H. Size 4 1/2 x 6 x 3 3/4 in. 15/-, carr. 2/-.

36FT. AERIAL MASTS. R.A.F. Type 50. Complete kit consists of a tubular steel section, length 4ft. Dia. 2in. Set of pickets. Top plate. Base plate. Guys and all fittings. Supplied new in canvas carrying bags. Ideal for T.V. aerial masts. £7/10/-, carr. 7/6. Extra sections, 15/- each, carr. 2/-.

SPECIAL OFFER OF EQUIPMENT WIRE. S.T.C. 7/012 stranded copper plastic covered. Brown, grey, orange, or white. Brand new. 200-yard drums, 12/6, postage 2/-.

STERLING WIRE, CO. 7/36 stranded copper, P.V.C., yellow, blue, green, brown, or red, 500-yard drums, 32/6, postage 2/6. **TWIN P.V.C. BELL WIRE, 0.024,** 23 S.W.G., various colours, 220-yard coils, 25/-, postage 2/-.

TELEPHONE CABLE, Commando Assault, P.V.C., 1,000-yard drums. Ideal telephone cable and very useful for the home and garden. 10/-, postage 3/-.


VALVES. 1616, 7/6. 1625, 5/- Pen 46, 5/6. VT90, 8/6. KTW61, 6/- Pen 25, 5/- Supplied brand new in maker's cartons. Postage on all valves 1/-.

HEAVY-DUTY 40-AMP. AC CONTACTORS, 220-240 v. Brand new in maker's cartons, 32/6, carr. 3/6. **MERCURY CONTACTORS,** AC 200-240 v. 2 pole 6-amp. contacts, completely enclosed, fitted spirit level, overall size 7 x 4 1/4 x 3 1/2 in., 35/-, postage 3/-.

HEAVY DUTY L.T. TRANSFORMERS. Pri. 230 v. Sec. tapped 4 v. 7 v. 11 v. 150 amps., £7/10/-, carr. 8/6. Pri. 230 v. Sec. 17.5 v. 35 amps., £3/15/-, carr. 8/6. Pri. 200-250 v. Sec. 12 v. 45 amps., £3/10/-, carr. 5/- Pri. 200-250 v. Sec. tapped 10 v. 12 v. 16 amps., 35/-, carr. 5/- Pri. 250 v. Sec. 130 v. 18 amps., £6/10/-, carr. 10/- Pri. 230 v. Sec. 50 v. 30 amps., £6/10/-, carr. 10/- Pri. 230 v. Sec. 4 v. CT 20 amps., 29/6, carr. 5/- Pri. 200-240 v. Sec. 6 separate windings of 5 v. at 15 amps. each, £3/10/-, carr. 7/6.

VARIABLE REGULATOR TRANSFORMERS. Input 230 v. Output 57.5 v. to 230 v. in 16 equal steps at 21 amps., £10/10/- The above transformers are either A.M. or Admiralty rated, and supplied in perfect condition and guaranteed. Occasionally we have limited supplies of Constant Voltage Transformers and Variacs. Give us a ring, we may be able to assist you with your requirements.

Special Offer of LOW VOLTAGE GEARED MOTORS MADE BY A LEADING AMERICAN MANUFACTURER



TYPE B92. Designed for 12-volt D.C. Gear box fitted with two 1/2 in. dia. drives, fitted with cams

which operate a double-ended plunger spindle. This assembly can easily be removed if not required. No. 1 drive 20 r.p.m. at 12 v. D.C. 15 r.p.m. at 6 v. D.C. No. 2 drive 5 r.p.m. at 12 v. D.C. 3 r.p.m. at 6 v. D.C.

ALSO TYPE B91. Designed for 2 1/2 v. D.C. Operation on 24 v. D.C. No. 1 drive 24 r.p.m. No. 2 drive 6 r.p.m. and on 12 v. D.C. No. 1 drive 16 r.p.m. No. 2 drive 4 r.p.m. Overall size of motor and gear box, 7 1/2 in. x 3 1/2 in. x 3 in. Weight 1 lb. 14 oz. Supplied brand new at a fraction of the maker's price.

35/- postage and packing 1/6

WHEN ORDERING PLEASE STATE WHICH TYPE REQUIRED
169/171 Edgware Road, London, W.2. Tel.: PAD 7851
125 Tottenham Court Road, W.1. Tel.: EUS 4982

All orders and enquiries to our Edgware Road branch please. This is open all day Saturday

Make your Ability PAY

UNLIMITED OPPORTUNITIES

exist today for "getting on" . . . but only for the fully

Start today - the I.C.S way

- COURSES IN:** Journalism and Short Story Writing, Languages, Architecture, Management, Mechanical Engineering, Building, Construction, Motor Engineering, Radar, Chemical, Engineering, Civil Engineering, Commercial Art, Commerce, Draughtsmanship, Electrical, Electronics, Farming and Horticulture, Fire Engineering, General Education

Radio Engineering, Sales Promotion, Sanitary Engineering, Secretarial, Surveying, Television Engineering, Woodworking. Also coaching for all principal professional, commercial and educational exams.

Examination students are coached until successful. **INTERNATIONAL CORRESPONDENCE SCHOOLS** Dept. 223F, International Buildings, Kingsway, London, W.C.2.

Please send free book on subject
NAME..... AGE.....
Block Letters please
ADDRESS
..... 2.57

ICS the world's largest correspondence school - over 6,000,000 students

EDDY'S (Nottm.) LTD.

172 ALFRETON ROAD, NOTTINGHAM

SPECIAL OFFER

B.S.R. 4 speed auto-change units £8/12/6, carriage 5/- each. Limited quantity.

VALVES

1S5	7/3	7S7	9/6
1T4	7/3	807	3/11
6J5GT	3/11	954	1/6
6K7	2/9	EBF80	10/11
6V6GT	5/11	PL81	12/6
		PY80	8/11

Packing and Postage 6d. per valve. ALL NEW AND GUARANTEED.

RECORDING TAPE, 1,200ft. ROLLS. New, Boxed 12/6. Postage 9d.

GERMANIUM DIODES, 1/- each, post 4d.

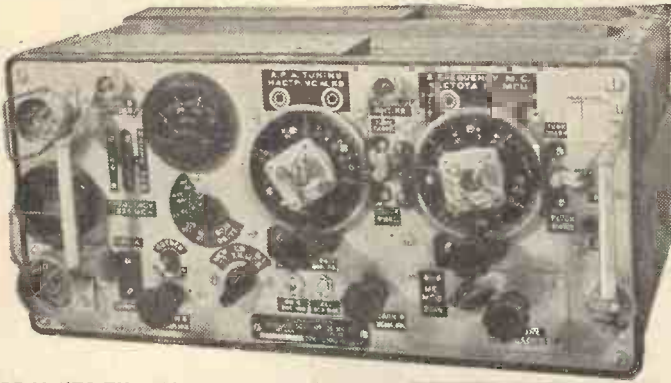
FOR PERSONAL CALLERS ONLY

Not working T.V.s from 59/6.
Working T.V.s from £6/19/6.
Not working radios from 9/6.
Working radios from 30/-.
1154 Transmitters 29/11.

Many indicators, Receivers etc. Full range of Components.

C.W.O. or C.O.D. ONLY.

NO LISTS. TRADE ENQUIRIES INVITED.



WIRELESS SET

No. 19 MK II

The famous Army Tank Transmitter-Receiver. Just released by the Ministry of Supply. Incorporates "A" set (TX/RX covering 2.0-8.0 mc/s., i.e. 37.5-150 metres); "B" Set (VHF TX/RX covering 230-240 mc/s., i.e. 1.2-1.3 metres), and Intercomm. Amplifier. Complete with 15 valves as follows: 6 of 6K7G, 2 of 6K8G, 2 of 6V6G, and 1 ea. 6BBG, 6H6, E1148, EF50, 807, and booklet giving circuits, notes, etc. Size 17½ in. x 8½ in. x 12½ in. Magnificently made by famous American firms.

IN BRAND NEW CONDITION. ONLY £4/19/6 (carriage, etc. 10/6). OR with 12 volt Rotary Power Unit £5/10/- (carriage, etc., 15/-).

RF UNITS TYPE 26. For use with the R.1355 or any receiver with a 6.3 v. supply. This is the variable tuning unit which uses 2 valves EF54 and 1 of EC52. Covers 65-50 Mc/s. (5-6 metres). Complete with valves, and BRAND NEW IN MAKER'S CARTONS. ONLY 25/- each.

MARCONI BAND III CRYSTAL CALIBRATORS. Frequency range 170-240 Mc/s. Incorporates 5 Mc/s. crystal for better than .001 per cent. accuracy. Directly calibrated dial, internal A.C. mains pack. Complete with spare set of valves and instruction manual in maker's transit cases. BRAND NEW. ONLY £4/19/6.

CLASS D WAVEMETER
Another purchase of this famous crystal-controlled wavemeter which has been repeatedly reviewed and recommended in the "R.S.G.B." Bulletin as being suitable for amateur transmitters. Covers 1.9-8.0 Mc/s., and is complete with 100/1,000 kc/s. crystal, 2 valves ECH35, two 6-volt vibrators and instruction manual. Designed for 6 v. D.C. operation, but simple mod. data for A.C. supplied. BRAND NEW IN MAKER'S TRANSIT CASES. ONLY £5/19/6. Transformer for A.C. modification, 7/6.

A.C./D.C. BLOWERS. 220/250 volts, 300 watts. 1½ in. diam. outlet. Complete with filter pads. BRAND NEW. ONLY £4/19/6.

INSULATION TESTERS (MEG-GEYS). By Record Electrical. Read up to 20 megs. at 500 volts pressure. Overhauled, and in perfect order. ONLY £8/10/-.

POWER UNIT TYPE 3. Primary 200/250 v. 50 cycles. Outputs of 250 v. 100 mA. and 6.3 v. 4 amps. Fitted with H.T. current meter, and voltmeter. For normal rack mounting and has grey front panel size 19 in. x 7 in. ONLY 90/- (carriage, etc. 7/6).

EHT TRANSFORMERS. 5.5 kV. (Rect.) with 2 v. 1 a., 79/6. 7 kV. (Rect.) with 2 v. 1 a., 89/6. 2.5 kV. (Rect.) with 2-0-2 v. 1.1 a., 2-0-2 v. 2 a. (for VCR 97 tube, etc.), 42/6 (post- age 2/- per trans.).

TRAWLER BAND R 1155s.

The latest version of this famous Communications Receiver to be released by the Air Ministry. Covers 5 wave ranges: 18.5-7.5 Mc/s., 7.5-3.0 Mc/s., 3.0-1.5 Mc/s., 1.5 Mc/s- 600 kc/s., 500-200 kc/s. As used by Coastal Command, Air-Sea Rescue Launches, etc. All sets thoroughly tested and in perfect working order before despatch, and on demonstration to callers. Have had slight use, but are in excellent condition. ONLY £12/19/6.

"A" Models, as above, but with 200-75 kc/s range instead of 3.0-1.5 Mc/s. BRAND NEW IN MAKER'S TRANSIT CASES. ONLY £11/19/6.

A.C. MAINS POWER PACK OUTPUT STAGE, In black metal case, enabling the receiver to be operated immediately, by just plugging in, without any modification. Can be supplied as follows: WITH built-in 6½ in. P.M. speaker, £5/5/-, LESS speaker, £4/10/- With 8 in. P.M. speaker, £6/10/- DEDUCT 10/- IF PURCHASING RECEIVER AND POWER PACK TOGETHER.

Send S.A.E. for illustrated leaflet, or 1/3 for 14-page booklet which gives technical information, circuits, etc., and is supplied free with each receiver. Add carriage; 10/6 for Receiver, 5/- for Power Unit.

FREQUENCY METERS TYPE L.M.



The United States Navy version of the BC221. Frequency range 125-20,000 kc/s with better than 0.01% accuracy. Contains a Crystal Controlled Oscillator, a Heterodyne Oscillator, and an Audio Frequency Amplifier. Can be used as Signal Generator, having CW-MCW control. BRAND NEW and UNUSED. Quotation on request.

METERS

F.S.D.	SIZE AND TYPE	PRICE
50 microamps D.C.	2½ in. Flush circular	59/6
500 microamps D.C.	2 in. Flush square	27/6
1 m.a. D.C.	2 in. Flush square	22/6
10 m.a. D.C.	2½ in. Flush square (blank scale)	10/6
150 m.a. D.C.	2 in. Flush square	7/6
200 m.a. D.C.	2½ in. Flush circular	12/6
4 amp. D.C.	2½ in. Flush circular	15/-
20 amp. D.C.	2 in. Proj. circular	7/6
40 amp. D.C.	2 in. Proj. circular	7/6
30-0-30 amp. D.C.	Car type moving iron	5/-
15 volts A.C.	2½ in. Flush circular moving iron	9/6
2 Kilovolts A.C.	2½ in. Proj. circular electro-static	22/6
300 volts D.C.	2 in. Flush square	10/6

Enquiries invited for types not listed, 7-14 days delivery on "specials".

L.T. HEAVY DUTY TRANSFORMERS. Ex-Admiralty, with 230 v. 50 cycles primary. 1. Secondaries 5, 10, 15, 20, 25 30 volts at 5 amps. ONLY 29/6. 2. Secondaries 7, 14, 21, 28 volts at 12 amps. ONLY 42/6. (Postage on either 2/9).

MARCONI SIGNAL GENERATORS TF-390G

Frequency coverage 16-150 Mc/s. BRAND NEW IN MAKER'S ORIGINAL TRANSIT CASES, with instruction manual. For normal A.C. mains operation. A unique opportunity to acquire Laboratory Equipment at a fraction of original cost. ONLY £27/10/-.

159 RECEIVER UNIT. Contains 1 each valve, types EF50, EA50, SP61, RL37 and 24 v. selector switch. ONLY 7/6.

RCA 8 in. P.M. SPEAKER, mounted in heavy black crackled metal cabinet with chromium grill, and padded feet. Size 11½ in. w. x 10½ in. h. x 6 in. d. Ideal for use with receivers or as an extension. BRAND NEW IN MAKER'S CARTONS. ONLY 45/-.

100 MICROAMPS METERS. 2½ in. circular flush mounting. Widely calibrated scale of 15 divisions marked "yards" which can be rewritten to suit requirements. These movements are almost unobtainable today and being BRAND NEW IN MAKER'S CARTONS are a snip at ONLY 42/6.

100-0-100 VOLTS METERS by Sangamo Weston. 2½ in. circular, basic movement being 500-0-500 microamps. A really first-class centre zero meter for hundreds of uses. BRAND NEW IN MAKER'S CARTONS. ONLY 27/6.

POCKET VOLTMETERS. Not ex-Govt. Read 0-15 v. and 0-300 v. A.C. or D.C. BRAND NEW AND UNUSED ONLY 18/6.

WALKIE TALKIE TYPE 18. Covers 6.0-9.0 Mc/s. Transmitting and receiving units in metal case, complete with valves in excellent condition. ONLY 79/6.

12-WAY SCREENED CABLE. In 10ft. lengths, fitted with plugs, originally made for use with the 19 Set. UNUSED. ONLY 17/6 per lead.

TRI196 TRANSMITTER SECTION, complete with valves EL32, EF50, CV501, and all components. BRAND NEW. Price ONLY 12/6.

TRANSFORMERS. H.T. Fully shrouded upright, mounting, 250-0-250 v. 60 mA., 6.3 v. 3 a., 5 v. 2 a. ONLY 21/- 250-0-250 v. 100 mA., 6.3 v. 6 a., 5 v. 3 a. ONLY 37/6. 350-0-350 v. 180 mA. 6.3 v. 5 a., 5 v. 3 a. ONLY 37/6 (postage 2/- per trans.).

Cash with order please, and print name and address clearly

PLEASE ADD POSTAGE OR CARRIAGE COSTS ON ALL ITEMS

U.E.I. CORPORATION

Radio Corner, 138 Gray's Inn Road, London, W.C.1. Phone: TERMINUS 7937

(Open until 1 p.m. Saturdays. We are 2 mins. from High Holborn (Chancery Lane Station) and 5 mins. by bus from King's Cross)

TELEPHONE SETS

IN ATTRACTIVE BAKELITE CASE

BRAND NEW EX-GOVT. "F" TYPE

Ideal between 2 or more positions up to five miles. STORES, FACTORY AND OFFICE; FARM BUILDINGS; GARDEN SHED and HOUSE. 2 sets in individual carrying cases, complete with long life batteries, bells, ringer and 100ft. telephone cable.

£7.10.0 per pair
Carr. (G.B.) 7/6



TELE "H" SOUND POWERED. Complete as above in metal case but requiring no batteries. A self-contained highly portable unit. Price per pair £9/10/-, carr. (G.B.) 7/6.

SOUND POWERED HANDSETS, direct communication between two points without batteries. Just connect up and speak. 45/- per pair, plus 2/6 carriage.

SPECIAL OFFER OF R.A.F. TYPE 50 AERIAL MASTS 36ft HIGH

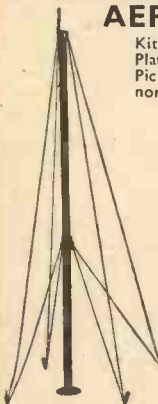
Kits comprise:—9 2in. dia. Tubular Steel (Copper Plated) Sections of 4ft. length, top-section and base, Pickets, Guys and Fittings. **YOU** can purchase this normally expensive MAST for a fraction of its cost, i.e.

£7.10.0. ONLY (Carr. 7/6)

Please add £1 for (returnable) wooden carrying case. The MAST is particularly suitable to take aerials for Tx., Rx., F.M. and T.V. (especially COMMERCIAL), and has many other uses. Extra 4ft. sections can be supplied at 11/6 per section.

U.S.A. 45ft. AERIAL MAST (10 sections 4ft.-6in. x 2in., guys, etc.) This entirely new and complete set in canvas carrying bag **£12/10/-** each. Carr. 12/6 or 2 sets with additional low and high frequency antenna **£25** pair. Carr. extra.

ARMY TYPE 32FT. MASTS similar to above but 10 lin. screw-sections, lightweight, suitable for temporary installation. Kit in canvas bag, **£5/10/-**, carriage 7/6.



ROTARY CONVERTORS. IN METAL CASES. Input 24 volt D.C. Output 230 volt A.C. 50 cycle 100 watt. At only 92/6. Carr. 7/6.

APQ9 CENTIMETRIC RADAR TRANSMITTER, brand new, and containing 931A Photo-multiplier with resistor network; push-pull pair of matched 8012; 2-807; 2-6AC7; 1-6AG7. **£4/19/6**, plus 7/6 carriage.

U.S.A. BEACON TRANSMITTER RECEIVER AN/PPN-2 214/239 m/c/s. Operated from 2 v. battery. Components include 5-3A5; 3-1S5; 1-1R5 (all 1.4 v. 87G miniature valves); 2-2 v. synchronizers 7 pin; H.S. 30A Super lightweight headset; 10ft. collapsible aerial. All weather haversack, etc. New, complete and unused, **99/6**, plus 7/6 carriage.

BRAND NEW TELEPRINTER EQUIPMENT

CREED AUTOMATIC TRANSMITTER No. 654/N for telegraph working, in original cases.

RECTIFIER UNITS 26B. Input 110/230 v A.C. Output 80 + 80 volts. In original cases.

TERMINAL UNITS 80+80. Can be used with above 26B units.

TELEGRAPH RELAYS 299 AN.

Also other equipment.

TELEPHONE SWITCHBOARDS



- Rectifier Supply Unit
- 10 years' spares
- Fused Protector
- Head and Breast Set
- SWITCHBOARD A D. 1240

The complete installation as manufactured for the Air Ministry has 2 exchange lines + 14 extns. + operator. Easily modified. Data sheets and photos will be sent for 20/- (returnable).

G.P.O. SWITCHBOARD TL.1806 10 lines, thru' connexion switchboard with lever keys (key switches) and drop-indicators for up to 10 lines on two simultaneous circuits, **£12/10/-**, carriage 15/-.

Quantity and Export enquiries are invited for above items, also other Electronic Component parts

HATTER & DAVIS (RELAYS) LTD.
126, KENSAL ROAD, LONDON, W.10. LADbroke 0666.

THE DE HAVILLAND ENGINE COMPANY LIMITED

has vacancies in its Electro-Dynamics Department, at Stag Lane and Hatfield, and invites applications from Engineers and Physicists who are interested in problems connected with Gas Turbines and Rocket Motors, to fill the following posts:

- 1 **PHYSICISTS OR ENGINEERS** to be responsible for specialised instrumentation on development engines and aircraft.
- 2 **ELECTRONIC ENGINEERS** to work under the direction of senior men.
- 3 **SENIOR MECHANICAL ENGINEERS** with a knowledge of stress analysis and mechanical vibration problems.
- 4 **JUNIOR MECHANICAL ENGINEERS** interested in experimental stress analysis and vibration problems.
- 5 **DESIGN DRAUGHTSMAN** for specialised instrument design.
- 6 **INSTRUMENT MAKER** to be engaged in the manufacture of a variety of transducers, instruments, etc.
- 7 **LABORATORY ASSISTANT**, male or female, preferably with G.C.E., to assist in general laboratory experiments and film analysis.

Applicants for the senior posts should be of Degree or H.N.C. standard, but lack of these qualifications need not deter people with experience in these fields.

Salaries will be in accordance with qualifications and experience.

Applications should be made to:—

The Personnel Officer,

The de Havilland Engine Company Limited,

Stag Lane, EDGWARE, Middx.

MAINS TRANSFORMERS

Primary, 200-250 v. P. & P. 2/- 300-0-300 100 mA., 6 v. 3 amp., 5 v. 2 amp., 22/6.

Semi-shrouded drop-through 380-0-380 v., 120 mA., 6.3 v. 4 amp. 5 v. 2.5 amp., 22/6.

Drop thro' 350-0-350 v. 70 mA., 6 v. 2.5 amp. 5 v. 2 amp., 14/6.

Chassis mounting or drop thro'. Pri. 110-150 v. Sec. 350-0-350, 250 mA., 6.3 v. 7 amp., 6.3 v. 0.5 amp., 5 v. 0.5 amp., 0.5 amp. 4 v. 3 amp. P. & P. 3/6. 32/6.

Chassis mounted and fully shrouded, 80 mA. 6 v. 3 amp., 5 v. 2 amp., 14/6.

Drop thro' 270-0-270 60 mA., 6 v. 3 amp., 11/6.

250 v. 350 mA., 6.3 v. 4 a., twice 2 v. 2 a., 19/6.

Auto-trans. Output 200-250 H.T. 500 v. 250 mA., 6 v. 4 a., twice 2 v. 2 a., 19/6.

Auto-trans. Input 200-250. H.T. 350 v. 350 mA. Separate I.T. 6.3 v. 7 a., 6.3 v. 1 1/2 amp., 5 v. 3 amp., 25/- P. & P. 3/-.

Mains transformer, fully impregnated. Input 210, 220, 230, 240. Sec. 350-0-350 100 mA., with separate heater-transformer. Pri. 210, 220, 230, 240 sec. 6.3 v. 2 amp., 6.3 v. 3 amp., 4 v. 6 amp., and 5 v. 2 amp., 30/- P. & P. 0/-.

350-0-350 75 mA. 6.3 v. 3 a. tap 4 v. 6.3 v. 1 a., 13/6.

500-0-500 125 mA. 4 v. C.T. 4 a., 4 v. C.T. 4 a., 4 v. C.T. 2.5 a., 27/6.

500-0-500 250 mA. 4 v. C.T. 4 a., 4 v. C.T. 5 a., 4 v. C.T. 4 a., 39/6.

R. & T.V. Energised 6 1/2 in. Speaker, with O.P. trans. field coil. 175 ohm, 9/6. P. & P. 2/6.

R. & A. 6 1/2 in. M.E. Speaker, with O.P. trans. field 440 ohms, 10/6. P. & P. 2/6.

Volume Controls. Long spindles, less switch, 50K, 500K, 1 meg., 2/6 each. P. & P. 3d.

Volume Controls. Long spindle and switch, 1/2, 1 and 2 meg., 4/- each. 10K and 50K, 3/6 each. 1/2 and 1 meg., long spindle, double pole switch, miniature, 5/- P. & P. 3d. each.

Trimmers. 5-40 pt., 5d. 10-110, 10-250, 10-450 pf., 10d.

Twin Gang .0005 Tuning Condenser 5/- With trimmers, 7/6.

Twin Gang .0005, with feet, size 3 1/2 x 3 x 1 1/2 in., 6/6.

3-gang .0005, with feet, size 4 1/2 x 3 x 1 1/2 in., 7/6.

T.V. Coils, moulded former, iron-cored wound for re-winding purposes only. All-can 1 1/2 x 1 1/2 in., 1/- each. 2 iron-core All-can 2 1/2 x 1 1/2 in., 1/6 each. The above coil formers are suitable for the "Wireless World" F.M. tuner.

Used Metal Rectifier, 250 v. 150 mA., 6/6. Metal Rectifier, 250 v. 45 mA., 9/-.

Metal Rectifier, RM2, 125 v. 100 mA., 3/6.

Valve Holders, moulded octal Mazda and local, 7d. each. Parolin, octal Mazda and local, 4d. each. Moulded B7G, B9A and B9A, 7d. each. B7G moulded and B9A with screening can, 1/6 each.

GARRARD RC/110



3-SPEED AUTOMATIC MIXER CHANGER

Will take 10 records, 7in., 10in. or 12in Mixed, turnover crystal head, brand new, current model. A.C. mains 200/250 v. (List price £14/10/-).


£7-19-6 P. & P. 3/6.

COMMERCIAL TELEVISION CONVERTER

SUITABLE ANY T.V. using lower side band NO ALTERATIONS TO SET

Complete with built-in power supply, 230-250 v. A.C. mains. Case 5 1/2 in. long, 3 1/2 in. wide, 4 1/2 in. high. Incorporating gain control and hand switch.

£3-19-6 Plus Post & Packing 2/6.



Illustrated with cover removed.

AC/DC MULTI-METER KIT

Comprising 2 1/2 in. moving coil meter, scale calibrated in A.C./D.C. volts, ohms and milliamps. Voltage range A.C./D.C. 0-10, 0-100 and 0-500. Milliamps 0-10, 0-100; ohms 0-10,000.


Front panel, range switch, wire wound pot (for ohms zero setting), two toggle switches, resistors and meter rectifier. Point-to-Point wiring diagram 1/- Free with complete kit.

Complete in case, grey hammer finish. **19/6** P. & P. 1/6.



COMPLETELY BUILT SIGNAL GENERATOR

Coverage 120 Kc/s.-230 Kc/s., 300 Kc/s.-900 Kc/s., 900 Kc/s.-2.75 Mc/s., 2.75 Mc/s.-8.5 Mc/s., 8 Mc/s.-28 Mc/s., 16 Mc/s.-56 Mc/s., 24 Mc/s.-84 Mc/s. Metal case 10 1/2 in. x 6 1/2 in. x 4 1/2 in. Size of scale, 6 1/2 in. x 3 1/2 in. 2 valves and rectifier. A.C. mains 230-250 v. Internal modulation of 400 c.p.s. to a depth of 30 per cent., modulated or unmodulated R.F., output continuously variable 100 milli-volts. C.W. and mod. switch, variable A.F. output and moving coil output meter. Grey hammer finish case and white panel. Accuracy plus or minus 2%. **£4/19/6**, or 34/- deposit and 3 monthly payments 25/-. P. & P. 4/6 extra.



T.R.F. KIT IN PLASTIC CABINET

3 valve plus metal rectifier, A.C. mains 200-250 v. Medium and long waves. In pastel blue or brown. Valve line-up: 3 VR553 and VT32. Size 16 1/2 in. long by 9 in. high by 7 in. deep.

£3-19-6 P. & P. 4/6

A point-to-point wiring diagram, 1/6. Free: with complete kit.

All parts supplied separately.



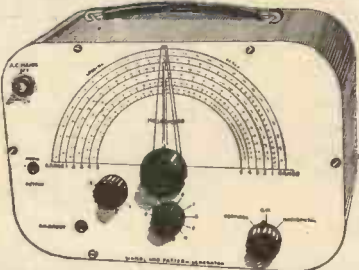
SIGNAL & PATTERN GENERATOR

Coverage 7.6 Mc/s.-210 Mc/s. in five bands, all on fundamentals, slow motion tuning, audio output, 8 vertical and horizontal bars, logging scale. In grey hammer finished case with carrying handle. Accuracy $\pm 1\%$. A.C. mains 200-250 v.

£6-19-6

P. & P. 5/6.

Or £3 deposit. P. & P. 5/6 and 3 payments of 30/-.



RADIO AND T.V. COMPONENTS (ACTON) LTD.

23 ACTON HIGH STREET, LONDON, W.3

GOODS NOT DESPATCHED WHERE CUSTOMS DECLARATION IS APPLICABLE

Terms of Business: Cash with order. Where post and packing charge is not stated please add 1/6 up to 10/-, 2/- up to £1, and 2/6 up to £2. All enquiries S.A.E., lists 5d. each.

Germanium Crystal Diode. 1/6. post paid.

Line O.P. Transformer in aluminium can mounted in rubber, 12/6.

Line and E.H.T. Transformer, 14 Kv., using ferrocart core, complete with line and width control, and corona shields U37 rectifier winding, 35/-.

Line and E.H.T. Transformers, 9 kv. using ferrocart core, complete with built-in line and width control. Mounted on small all-chassis. Overall size 4 1/2 x 1 1/2 in. EV51 acc. winding, 22/7/6.

Scan coils, low line low impedance frame, complete with frame transformer to match above 27/6. P. & P. 2/-.

Line and E.H.T. Transformers, 9 Kv. ferrocart core, EY51, heater, winding, complete with scan coils and frame output transformer, and line and width control, 35/- P. & P. 3/-.

As above, but complete with line and frame blocking transformers, 5 Henry 25 mA. choke, 100 mfd. and 150 mfd. 250 wkg. 380 mA. A.C. ripple, 22/7/6. P. & P. 3/-.

P.M. Speaker, 6 1/2 in. closed field, 18/6. 8 in. closed field, 20/6. 10 in. closed field, 25/- 12 in. closed field, 25/- P. & P. on each 2/-.

Extension Speaker, in polished walnut complete with 8 in. P.M. P. & P. 3/- 24/6.

COLLARO RC54

3-speed automatic changer, current model. Brand new, 10 records mixed. Studio "O" pick-up. A.C. mains, 200-250 v.

£7-19-6 Plus P. & P. 5/.

Standard Wave Change Switches. 4-pole, 3-way, 1/9; 5-pole, 3-way, 1/9; 3-pole, 3 way, 1/9; 9-pole 3-way, 3/6. Miniature type, long spindle. 3-pole, 4-way, 4-pole 3-way and 4-pole 2-way, 2/6 each. 2-pole 11-way, twin water, 5/-; 1-pole 12-way single water, 5/- P. & P. 3d.

Ion Traps for Mullard or English Electric tubes, 5/-, post paid.

Standard 465 Kc. Iron-cored I.F.s., 4 x 1 1/2 x 1 1/2 in., per pr., 7/6.

1200ft. High Impedance Recording Tape on plastic spool, 12/6. Plus 1/- P. & P.

Miniature wire ends moulded. 100 pt. 500 pt. and .001, each 7d.

Combined 12 in. mask and esutechton in lightly tinted Perspex. New aspect edged in brown. Fits on front of cabinet, 12/6. As above for 15 in. tube, 17/6.


Frame Oscillator Blocking Trans., 4/6.

Line Osc. Blocking Trans., 4/6.

Wide Angle P.M. Focus Unit. Vernier adj. state tube, 15/-.

P.M. Focus Unit for Mullard tubes with vernier adjustment. P. & P. 2/- 15/-.

FAMOUS MAKE TURRET "TELETUNER"




99/6 Post 2/6. Knobs 3/6.

Covers all Channels, Bands 1 and 3. Valves used: PCC84, R.F. double triode, cascade R.F. amplifier. PCF80, triode pentode f.c. and mixer. I.F. output 33-38 Mc/s. Easily modified to other I.F. outputs. Full instructions and circuit diagram supplied. Complete with 12 Coil Sets.

CABINETS AND HI-FI EQUIPMENT

We can supply any Cabinet to
your own specification



"The Continental"
£24-15-0

This elegant Cabinet is the latest in our range designed in the continental style. Solidly constructed and finished in selected mahogany veneers. Available dark, medium, light, high gloss or contemporary finish. Polished £29-15-0.

We can also supply and fit this or any cabinet with the latest Hi-Fi amplifiers, tuners, transcription units, record changers, speakers, etc. Send for comprehensive illustrated catalogue of cabinets, chassis, autochangers, speakers, etc., all available on easy H.P. terms.

LEWIS RADIO COMPANY

120 (WW4) Green Lanes, Palmers Green, London, N.13. Telephone: BOWes Park 1155/6.

Alpha Radio Supply Co., 5/6 Vines Chambers, Victoria Square, Leeds, 1. wish to apologise to their clients whom they have disappointed with recent deliveries, owing to the terrific pressure of work due to I.T.A. Conversion, etc.

BELCLERE TRANSFORMERS offer—

- ★ High Quality Driver and Output transformers for use with Transistor Amplifiers.
- ★ Output transformers for F.M. receivers — types suitable for Push-pull or single-ended output stages.
- ★ Transformers to customer's own specification.

Illustrated leaflet and fullest details upon request. Excellent Delivery — Competitive prices.

BELCLERE TRANSFORMERS

P.O. Box No. 22
117 High Street, Oxford

Tel. 48362.

Cables: Belclere, Oxford

Bridge Meggers

(E & V Series 2)



In perfect condition, 250v.

£25 Pkg. & Crg., 12/6.

METERS

4" sq. 0-50 microampere, £5.10.0 p.p.

REPAIRS


All types and makes of single and multi-range meters repaired and converted to your requirements.

METERS SUPPLIED TO YOUR SPECIFICATIONS.

Microampere meters our speciality.

THE **V.Z. Electrical Service**
4 LISLE STREET, LONDON, W.C.2

TELEPHONE: GERRARD 4861.



Davey

CORNER REFLECTOR

Loudspeakers

At once the most civilised and the most natural way of listening. No ugly speaker apertures or grilles to be seen from any part of the room. Source of music widely diffused and well up in the air, with a strong sense of perspective, just as it comes from the concert platform. Six types of cabinet made to order to house every good multiple or single speaker system.

**EMG HANDMADE
GRAMOPHONES LTD**
6 Newman Street London W1 MUSeum 9971

HANNEY

OFFERS

All components
for Osram and
Mullard Ampli-
fiers and F.M.
Tuners.

Send stamp for list.

L. F. HANNEY
77 LOWER BRISTOL
ROAD, BATH

Tel.: 3811

ARIEL SOUND LTD.

- ★ Industrial Electronic Equipment
- ★ Prototype Design & Development
- ★ Electronic Assembly Sub-contracting

57, Lancaster Mews,
London, W.2.

Tel. PADDington 5092

Build a Quality Tape Recorder with

'ASPDEN' TAPE DECK & AMPLIFIER KITS

Tape deck kit model 521..... £7 10 0
Tape deck kit model 721..... £8 10 0

Two speed, twin track
Complete with high-class motor, high fidelity heads and all instructions.

Record-replay AMPLIFIER kit £5 18 0
Power pack for above, kit..... £2 18 6
(both with valves)
Carriage extra

This tape deck and amplifier is being used in the antarctic by a member of the expedition.

You can build these kits, as did M. E. of Wellingborough, who says:—

"I am getting very good results from it, as good as a professionally made tape recorder."

Send stamp for full particulars to:—

W. S. ASPDEN,
10, MARKET STREET, WESHAM,
KIRKHAM, LANGS.

Best Buy at Britain's

WIRELESS SETS NO. 17, Mk. 2. A portable 2-valve transceiver for R/T communication, freq. 44-61 Mc/s. Easily converted to the new 70 Mc/s band! Complete with valves, HR headphones and microphone. Requires 120 v. H.T. and 2 v. accumulator. Brand new Ex-Govt. surplus, tested. With circuit diagram and operating data. In wooden cabinet, with carrying handle. 15½in. x 4in. x 9in. Wt. app. 35 lb. **ONLY 59/6.**

MEDIUM WAVE COMMAND RECEIVERS. 550-1,500 Kc/s. Ideal for car radio. These have not been on the market for years! Few available. First class condition. **ONLY 79/6.** Still available, BC453 (Q5'er), 59/6, and BCXXX (Top band) 1.5-3 Mc/s. **NEW, BOXED, 75/-.** **FREE CIRCUIT WITH EACH RECEIVER. TRANSMITTERS.** Complete with 1626, 1629, and 2 1625's and crystal. BC457 4-5.3 Mc/s., **22/6.** **NEW ditto, 29/6.** BCZZZ 2.1-3 Mc/s., unboxed, **29/6.**

PYE 45 Mc/s IF STRIPS. Complete with 7 valves and CIRCUIT. **NEW. ONLY 39/6.** **MINIATURE 9.72 Mc/s IF STRIPS.** Only 10½ x 2½ x 3in. Ideal for FM conversion. 2 EF92's and 1 EF91 IF Amps., EB91 Det/AVC, EF91 AVC Amp., and EF91 noise limiter. **Brand new, with circuit, 45/-, or less valves, 7/6.**

RT37/PPN2 BEACON TRANSMITTER-RECEIVER. 214-234 Mc/s. Size 13in. x 10in. x 5in. Contains 5 3A5, 3 1S5, 1 1R5 and 2 2V. synchronous vibrators. Operates from 2 v. accumulator via 2 built-in vibrators. Complete with telescopic mast antenna system (9½ft.), lightweight headphones, Technical Manual, super quality carrying haversack, cords, co-ax. cables, plugs, etc. Total wt. 28lb. **BRAND NEW, boxed, American equipment, 72/6.**

TWO-WAY MORSE TRAINING SETS, W/T Mk. 3. Consists of 2 valve oscillators (AR12's) (one with pitch control), for 1 or 2 operators. Has provision for creating "atmospherics." In polished oak case 12½in. x 10in. x 8in., wt. 16lb. Complete with valves, leads, 2 keys, 7-way terminal board, circuit and instructions, but less batteries and phones. Ideal for Cadets, Scouts, etc. **SNIP, 19/6.**

COMMUNICATIONS RECEIVER CR100. Covers 60 Kc/s to 30 Mc/s in 6 ranges. 2 RF's and 3 IF's, variable selectivity, B.F. Osc., etc. Operates from 210-250 v. A.C. mains. Size 16in. x 12½in. x 16½in. deep, wt. 82lb. S.A.E. for illustrated details. Overhauled, first class condition, **£21.** CR100/2 with side-tone facility, superb condition, **£25.** Naval version with noise limiter, unused, **£30.** Plus £2 carr. and pkg. (£1 refund when pkg. case returned).

RF UNITS. ALL BRAND NEW AND BOXED. RF24 10/-, RF25 12/6, RF26 25/- Post 2/6.

LORAN INDICATOR UNIT CHASSIS. Complete with 5CPI C.R.T. and screen, but less valves and crystal. **New condition, price 29/6.**

MARCONI SIGNAL GENERATORS. Brand new, in original transit case, complete with spares, instruction manual and calibration charts. Type TF390G, 4-32 and 50-100 Mc/s. **£25.**

HEAVY DUTY BLOWERS. For AC/DC mains 200-250 v. 300 watts. 1½in. diam. outlet. Suitable for industrial use, forges, etc. With filter pads. **Brand new, £4/19/6.**

SOUND-POWERED HANDSETS. Similar to telephone handset. Balanced armature microphone and earpiece. No batteries required, 10/6 each. Breast mike and headphones, as above, 12/6 set.

FIELD TELEPHONES. Army type D, Mk. 5. Buzzer calling. Ideal for building sites, farms, workshops, etc. Complete with handset and batteries. Tested, 39/6 each.

CRYSTALS. 200 Kc/s American GEC, 10/- each, 100 Kc/s R.C.A. bars, 19/6 each.

5FT. P.O. TYPE 19in. RACKS. "U" channel, heavy angle base, 59/6.

RCA SPEAKERS. 8in. P.M. unit in handsome black cracked cabinet. For AR88's, CR100's, etc. **BRAND NEW, 45/-.**

TOP BAND R1155 L'S!

Superior version of the R1155 with super slow-motion drive. 200 kc/s to 18.5 mc/s. in 5 ranges, covering the 100-200 metre trawler and shipping bands. Although not packed in original transit cases, these are in every way equal to **BRAND NEW**, and are fully guaranteed. Never before available at the low price of **ONLY £12/19/6.** Carriage 10/6. R1155 A's. Condition equal to new and fully guaranteed. **£10/10/-.**

ALL R1155's are supplied with free booklet, re-aligned, and tested before despatch, and gladly demonstrated. Send S.A.E. for details of receivers and power packs, or 1/3 for 14-page booklet.

A.C. MAINS POWER PACKS WITH OUTPUT STAGE. Just plug in, NO modifications. Heavy duty quality job, guaranteed 6 months. Type A, **£4/10/-.** Type B, with 6½in. speaker, **£5/5/-.** Type C, in specially designed black cracked steel cabinet, with 8in. speaker, the deluxe model, **£6/10/-.**

SAVE ££££. DEDUCT 10/- WHEN PURCHASING R1155 AND POWER PACK TOGETHER.

WIRELESS SET No. 19, Mk. 2.

Two transmitter-receivers and an Intercomm. amplifier in one case. "A" set covers 2-8 Mc/s. R/T and CW, and "B" set 240 Mc/s R/T only. Complete with dynamotor for 12 V DC operation, 6 6K7G, 2 6K8G, 2 6V6G, 6B8G, 807, EF50, EB34 and 500 microamp check and tuning meter. S.A.E. for full details and specification. Technical data available. Made in Canada, in first class condition, **£5/10/- plus 15/- Carr. and Pkg.** Or, less dynamotor, **£4/19/6.**

METER BARGAINS

RANGE	TYPE	SIZE	PRICE
50 Microamp.	D.C. M/C	2½in.	59/6
100 Microamp.	D.C. M/C	2½in.	39/6
500 Microamp.	D.C. M/C	2½in.	27/8
500-0-500 Micro-amp.	D.C. M/C	2½in.	27/8
1 Milliam.	D.C. M/C	2½in.	25/-
1 Milliam.	D.C. M/C	2½in.	22/6
1 Milliam.	D.C. M/C	2½in.	32/6
1 Milliam.	D.C. M/C	2½in.	10/6
100 Milliam.	D.C. M/C	2½in.	10/6
150 Milliam.	D.C. M/C	2½in.	7/6
200 Milliam.	D.C. M/C	2½in.	6/6
1 Amp.	Thermo-couple	2½in.	10/6
4 Amp.	Thermo-couple	2½in.	8/9
20 Amp.	D.C. M/C	2½in.	7/6
30-0-30 Amp.	D.C. M/I	2½in.	5/-
15 Volts	A.C. M/I	2½in.	8/6
300 Volts	A.C. M/I	2½in.	30/-
300 Volts	D.C. M/C	2½in.	10/6

METER RECTIFIERS. Salford Instruments, 1 mA., 8/6; 5 mA., 6/9; S.T.C., 2 mA., as used in E.M.I. Output Meter, 5/6. All are full wave bridge and brand new.

RCA AMPLIFIERS



MODEL MI-11220. Employs 2 6L6G, 4 6I7, and 1 5U4G. Output 12 watts at 5-7.5-15-600 ohms. For 190/250 v. A.C. mains. In grey cracked case, 17 x 11 x 9in. Wt. 38lb. Brand new and boxed. Price, less valves, **£9/19/6.** Circuit supplied. OR, ready converted for use with pick-up or microphone, with tone control, **£2 extra.** Set of new boxed valves, **59/6.**

CALLERS CORNER

VOR97's from... 2/6
Indicator chassis 5/-
10 mfd. paper 2/6
8 mfd. paper... 5/-
8 mfd. 500 v. Elec. 1/3
EF90's, from... 2/6
EA80's, NEW... 6d
EB34's, NEW... 6d
19R8's, NEW... 6d
Eddystone 358
R's 79/6
Meters, from.... 6d

INDICATING UNIT 277. Case size 5½in. x 7in. x 12in. deep. Contains 11n. C.R. tube type VCR522 (same as that used in G.E.C. "Miniscope"), 4 VR91, 2 VR92, and a host of useful modern components. Fitted with "Focus" and "Brightness" controls, etc. Should convert to useful miniature oscilloscope. All tubes tested. **39/6.**

HIGH VOLTAGE POWER PACKS ex-U.S.A. Brand new. Input 115 volts A.C. output 1,000 volts at 250 mA. Complete with 2 1616 valves and 1 spare. Double choke and paper smoothing. **£5/5/-.**

EDDYSTONE ROTARY POWER UNITS. In grey metal case. Input 12 v. D.C. Output 180 v. at 60 m/a. Complete with all smoothing and filtering. Size 12in. x 6in. x 5in. Wt. 16lb. **BRAND NEW, 19/6.**

BKFD PAPER CAPACITORS, T.C.C. 8 mfd., 1 kv. wkg., upright mtg., size 4in. x 2½in. x 5in. high. Brand new and boxed. **TWO for 15/-.**

THREE-CORED CABLE. 23/36, rubber ins., circular, padded, cotton covered, maroon. 12 yds., 9/-, or 100 yds., 59/6.

AR7 MAINS TRANSFORMERS. Fully shrouded, drop-through. 3½in. x 3½in. Primary 110/125/150/210/240 v., 50-60 c/s. Secs. 325-0-325 v. 100 mAmp., 6.3 v., 3.5 amp., and 5 v. 2 amp. **BRAND NEW ex-U.S.A., 29/6.**

REPLACEMENT MAINS TRANS., for R.C.A. Amplifiers, Pri. 105/115/125 v., 50-60 c/s., Secs. 380-350-0-350-380 v., 170 mAmp., 6.3 v., 3 amp., C.T. and 5 v., 3 amp. 4½in. x 4½in. x 4½in. high. Fully shrouded, 16/6.

TRANSFORMER BARGAINS. Brand new ex-manufacturer's surplus drop-through. Primary 200-250 volts 50 cps. Secondary 310-0-310 v. 70 mA., 6.3 v. @ 3 a., 4 v. @ 2 a. Can be used with either 4 v. or 6.3 v. rectifier. Only 9/6 plus 1/6 post. A similar type transformer 325-0-325 100 mA., 6.3 v. 4 a., 4 v. 3 a. only 12/6.

INSTRUMENT TRANSFORMERS. Parmeko. 230 v. A.C. input. 0-65-130-195 v. 85 mAmp. 6.3 v. 5 amp. and 6.3 v. 3 amp. Shrouded 3½in. x 3½in. x 3½in. high. 15/-

HEAVY DUTY LT TRANSFORMERS. 230 v. A.C. mains input. Secs. 5-0-5 v., 5-0-5 v., and 5-0-5 v., all at 5 amps., each winding. 5, 10, 15, 20, 25, or 30 v. at 5 amps., or other possible combinations. 4½in. x 4½in. x 6in. high. Wt. 12lb. **BRAND NEW, 29/6.** ANOTHER, 230 v. A.C. mains input, Two separate secondary windings, each 14 v. C.T. 12 amps. 7, 14, 21, or 28 v. at 12 amps., or other possible combinations. Wt. 24lb. Ex-Admiralty. Brand new, 42/6. **G.E.C.** 200-250 v. A.C. mains input. 30 v. (tapped at 10 v.) 36 amps. output. 5½in. x 6in. x 7in. high. Wt. 24lb., 55/-.

U.S.A. potted type, input 210/220/230 v., 5 secondaries, 7.5 v. 4 a., 7.5 v. 4 a., 7.5 v. 8 a. and 2.5 v. 5 a., ALL center tapped, and 6.3 v. 4 a. These can be connected to give many useful voltages up to 31 v. 4 a. Size 6in. x 5in. x 4in. Wt. 14½lb., price 35/-.

SELENIUM BRIDGE RECTIFIERS. Sulfenol cooled. A.C. input 45 v. R.M.S. D.C. output 30 v. 10 amp. 47/6 each.

HEAVY DUTY SLIDER RESISTORS. 250 watts. Rated to carry 25 amp. .4 ohm resistance. For charging boards, etc. Worm drive. On metal stand 9in. x 4in. x 6in. high. **BRAND NEW 7/6 each.** ANOTHER, 12amps., 1 ohm, 150 watts, 6/6. ALSO 14 ohms, graded 1 to 4 amps., 7/6.

RESISTORS. Latest miniature insulated Dubilier ½ watt type B.T.S. Wire ends. Useful values. **ONLY 10/- for 100 assorted!** Erie, etc., ½ and ¼ watt, 1 gross assorted, 10/-.

PLEASE ADD POSTAGE OR CARRIAGE ON ALL ITEMS


CHARLES BRITAIN (Radio) Ltd.

11 UPPER SAINT MARTIN'S LANE, LONDON, W.C.2. TEMple Bar 0545

One minute from Leicester Square Station (up Cranbourn Street)
Shop Hours: 9-6 p.m. (9-1 p.m. Thursdays). Open all day Saturday

Fidelia

HAND BUILT



The range of Fidelia hand-built high fidelity equipment includes the following outstanding models giving VHF reception and superb gramophone reproduction.

Fidelia Imperial. This model incorporates a VHF/FM radio unit, gramophone pre-amplifier and tone control with an input circuit suitable for almost any pick-up, and is available with alternative power amplifier units. Prices £32/10 and £37/10.

Fidelia Major AM/FM 12 valves. Separate power amplifier with 9-watt triode push-pull output. Normal wavebands plus VHF and gram. Independent bass and treble controls, etc., £44.

Fidelia de Luxe AM/FM 11 valves, 7-watt triode push-pull output, C/E tuning indicator, etc., £33/12.

Fidelia Standard. AM/FM reception with all the Fidelia features. £30.



Full details of these and our other models willingly on request.

ELECTRO Acoustic DEVELOPMENTS

2 AMHURST ROAD
TELECOMBE CLIFFS
Nr. Brighton,
SUSSEX.
Tel: Paechaven 3158

CONDENSERS

We have a very comprehensive stock to offer manufacturers & servicemen

Large Quantities Available

- BLOCK PAPER TYPES**
- 0.25 mfd. 2kv. wkg., size 2 1/2 x 1 1/4 in. 0.5 mfd 2 kv. wkg., size 4 1/2 x 2 1/4 in. 1 mfd. 2 kv. wkg., size 4 1/2 x 2 1/4 in. 1 mfd. 350 volts, size 2 1/2 x 1 1/4 in. doz. 15/-
 - 2 mfd. 250 and 400 volts wkg., size 2 1/2 x 2 x 1 1/4 in. 3 mfd. 400 volts A.C. wkg., size 5 x 3 x 1 in. doz. 18/-
 - 4 mfd. 400 and 700 volts wkg., size 2 1/2 x 2 x 2 in. and 4 1/2 x 2 1/2 in. doz. 30/-
 - 6 mfd. 500 volts wkg., size 4 1/2 x 3 x 2 in. 8 mfd. 400 volts wkg., size 4 1/2 x 3 1/4 in. doz. 36/-

- SOME G.P.O. TYPES**
- TRIMMERS AIR SPACED (variable) 5, 25, 50 pf. with 1 in. spindle. doz. 15/-
 - SPECIAL CONDENSERS, metal cased, 1 mica condensers, 1,200 volts wkg., these are mica stacked foil sealed in bitumen, size 2 1/2 x 2 x 1 in. doz. 18/-

Neutralizing condensers. 450 pf. ± 1%. This is all high voltage air spaced condenser, screened in a metal can, size 3 1/2 x 3 1/2 x 2 1/4 in. each 5/-

Ceramic high voltage condensers, 50 pf., 100 pf., 110 pf., 1,000 pf., 10 kv. wkg. doz. 30/-

MOULDED MICAS. .01, .001, .002, .003, .005, etc. per 100 22/6

SILVER MICAS. 27, 60, 70, 75, 100, 120, 200, 500, 1,000, 2,200, 3,300, 4,700, 5,000 and 10,000 pf. (Tol. from 2%, 5%, 10%, 20%) per 100 22/6

Try our mixed box of condensers. per 100 20/-

PARMEKO REFRANT SPEAKERS with 10 ohms pressure unit. Rating 15 watts. These are mounted in an all steel frame and can easily be erected. each 110/-

MAGSLIPS. 2 in. types, A.P. 6550 and A.P. 6549, 3 in. type A.P. 10747. each 22/3

RADIAL STUD SELECTOR SWITCHES. Mounted on an insulated panel 6 x 5 in. and have a laminated brush with make before break, 20 stud tap. each 5/-

All goods offered for sale are ex-W.D.

Please include postage on all orders under £1.

TERMS C.W.O. WRITE OR CALL

W. MILLS,

3B TRULOCK RD., TOTTENHAM, N.17.
Phone: Tottenham 9213 & 9330.

NEW S.T.C. AND "WESTALITE" SELENIUM RECTIFIERS. Largest L.T. range in Great Britain. Latest Current Products. NOT Surplus.

CURRENT PRICES (1st Dec.)

S.T. & C. E.H.T. K3/15, 4/9; K3/45, 8/10; K3/50, 9/4; K3/100, 15/10; all post 4d. extra.

BRIDGE CONNECTED FULL WAVE.
17v. 1a., 18/6; 1.5a., 32/6; 2.5a., 39/-; 3a., 37/6; 4a., 45/6; 5a., 48/6; all post free.

33v. 0.6a., 29/-; 1a., 31/6; 1.5a., 57/-; 2a., 65/-; 3a., 66/-; 4a., 78/-; 5a., 88/-; all post 1/6; 54v. 1a., 42/6; 1.5a., 78/-; 2a., 91/-; 3a., 92/-; 5a., 126/-; 72v. 1a., 55/-; 1.5a., 97/-; 2a., 118/-; 3a., 118/-; 5a., 164/-; 100 v., 1a., 80/-; 1.5a., 140/-; 2a., 166/-; 3a., 170/-; 5a., 237/6; all post 1/10.

BRIDGE CONNECTED WITH 7 1/2 in. SQUARE COOLING FINNS. 17v. 6a., 64/-; 10a., 74/-, post 2/3.

BRIDGE CONNECTED HEAVY DUTY FUNNEL COOLED OR 7 1/2 in. SQUARE COOLING FINNS. Both types, same price.

17v. 12a., 124/-; 20a., 144/-; 30a., 210/-; 50a., 340/-; 33v. 6a., 106/-; 10a., 128/-; 12a., 210/-; 20a., 250/-; 54v. 6a., 148/-; 10a., 180/-; 72v. 6a., 190/-; 10a., 232/6; 100v. 6a., 275/-; 10a., 335/-, all post 3/-.

CURRENT PRICES (1st Dec.)

"WESTALITE" (BRIDGE), 12-15v. D.C.
1.2a., 18/8; 2a., 25/-; 2.5a., 32/10; 5a., 37/4; 10a., 64/6; 20a., 117/8; 30a., 171/2; 50a., 278/-; 24v. 1.2a., 18/8; 2.5a., 32/10; 5a., 60/4; 10a., 109/8; 20a., 208/4; 36v. 1.2a., 32/10; 2.5a., 60/4; 5a., 82/8; 10a., 154/6; 100v. 1.2a., 60/4; 2.5a., 115/4; 5a., 195/10; 10a., 391/8. All post extra from 1/6-3/-.

E.H.T. Rects. 14D134, 24/10; 36EH760, 35/10; post 4d. 1 m.a. A.C./D.C. meter-rects.

Wholesale and Retail
Special Price for Export and Quantity.

T. W. PEARCE

66 Great Percy Street, London, W.C.1
Off Pentonville Rd. Between King's Cross and Angel

JAMES H. MARTIN & CO.
COLLARO Tape Transcriber, 3 speed. £20. MONARCH UA8 Gram-autochange unit, 4 speed with crystal turn-over heads. 30/15/-. FM/VHF Tuner chassis ready wired with 6 valves, inc. tuning indicator, 10 circuits, built-in Power Supply. £17/10/-. SOUND Tape Recorder complete with mike and tape. £57/15/-. Soldering Irons, instrument type with neon lamp in handle, 230/250 v. 22/6, postage extra.

Easy Terms available. Stamp (only) for List.

JAMES H. MARTIN & CO., FINSTHWAITE, NEWBY BRIDGE, ULVERSTON, LANCs.

RADIO ENGINEERS AND AMATEURS
Send 6d. for our latest list. We are stockists of the new Collaro Tape Deck and 4-speed Monarch Changer, the Whiteley Electrical W.B.21 Amplifier, W.B. Speakers & Cabinets. Price and Bernard's Books. We also supply valves, condensers, resistors and a wide range of components at keen prices.

From the Mail Order Specialists:
RADIO HAM SHACK LTD.,
155, Swan Parade, Bradford, 1, Yorks.

WORK BENCHES
AS SUPPLIED TO INDUSTRY AND THE GOVERNMENT

FROM
£3 - 9 - 9
Lists FREE.
MAL 4464
W. T. POWNALL LTD.
BLAGDON RD., NEW MALDEN

CASH PRICE ONLY

No interest charges on WEBB'S "6 months Credit Plan" and no instalments to worry about. You pay by Banker's Order.

EXAMPLES

Eddystone "888" Amateur Band Receiver **£110**
Deposit £22 and 6 payments of £14/13/4.

Leak "TL/10" Amplifier with Pre-Amplifier **£28.7**
Deposit £5/13/6 and 6 payments of £3/15/7

Any combination of apparatus accommodated
Write or phone for order forms from

WEBB'S RADIO
14 SOHO STREET, W.1. GERrard 2089

SPECIAL OFFER—NOT EX W.D.

NEW E.D.C. 1/2 h.p. Motors, 1425 r.p.m., 230/150 self starting, B/B, foot mounted. **£3.19s.6d.** plus 7/6 carriage. Money refunded if not satisfied.

MATHEW BROS., 87, Beddington Lane, CROYDON.
Thornton Heath 3402/3.

FM/AM RADIOGRAM CHASSIS

£26 LISTS FREE.

BEL, MARLBOROUGH YARD, LONDON, ARCHWAY, N.19. ARCHway 5078

A.W.F.
Radio Products, Ltd.
NOW IN LONDON

Specialist Suppliers to Radio and T/V Service Retailers

- Trade Counter Service (WESTern 5202).
- Send for our comprehensive catalogue—Free and post free, TRADE ONLY.

170-172 WARWICK RD., LONDON,
Between Earls Court & Olympia. W.14.
Office—WESTern 5201 — Counter—WES. 5202
ALSO AT BRADFORD, YORKS.

LANE

Leads the world in
TAPE RECORDING

For details of the world's most advanced Tape Units and Tape Recorders contact

VERDIK SALES LTD.
8, RUPERT COURT, WARDOUR ST., LONDON, W.1
Gerrard 8266

FOR IMMEDIATE DISPOSAL!

£5

(CASH
WITH
ORDER)



£5

(SENT BY
RAIL TO ANY
ADDRESS
IN U.K.)

**IMPERIAL "3-D" LIFT-UP LID
TABLE RADIOGRAM CABINET**

New Continental design with dial, knobs, (bare chassis, no components)
piano VHF/FM push-button keyboard. Cut out design for B.S.R. unit.

RADIO VALVES FOR IMMEDIATE DISPOSAL

ALL NEW. BOXED.
(EX-GOVERNMENT TYPES)

2/6 each

KT44, KTZ41, EF50, EF55, KT8C, ATP7, HL41, EM1, IS4, VUI11, SP61,
807, HL23, HL2, PEN46, 6H6, 6J5, SG2, AC2HL, P2, 6AC7, 6SK7,
6SH7, 12SL7, 12SK7, VR150/30.

Please allow for postage.

MAZEL RADIO

132/4 LONDON ROAD,

MANCHESTER, 1

LANCS, ENGLAND.

SPECIALIST SWITCHES

specified for the
MULLARD
TAPE AMPLIFIER CIRCUITS

Amplifier Type 'A'

SS/567/A } the set ... 32/6
SS/567/B }
SS/567/C }

Amplifier Type 'B'

SS/567/A 16/6

SPECIALIST SWITCHES

23 RADNOR MEWS - LONDON W.2
AMBassador 2308
Enquiries by post or phone only

NEW BOOKS ON RADIO & TELEVISION

Wireless World Diary for 1957. Postage 3d. 4/3
Transistor Techniques Gernsback Library. Postage 9d. 12/-
V.T.V.M. How it works and how to use it. Gernsback Library. Postage 1/3... 20/-
Improve your T.V. Reception, by J. Cura. Postage 4d. 5/-
World Radio Handbook 1957, by Hans Johansen. Postage 6d. 12/6
Closed Circuit and Industrial T.V., by E. M. Noll. Postage 1/-..... 34/6
F.M. Radio, by K. R. Sturley. Postage 9d..... 15/-
Radio Valve Data, 5th edition, published by Wireless World. Postage 6d..... 4/6
Magnetic Recording by Quartermaine. Postage 4d. 4/6
T.V. Receiver Servicing, by Spreadbury. Vol. 1 or Vol. 2 21/-
Brimar Valve and Tele. Tube Manual. No. 6. Postage 6d..... 5/-

UNIVERSAL BOOK CO.

12 LITTLE NEWPORT STREET,
LONDON, W.C.2 (adjoining Lisle Street)

SPECIAL OFFER G.E.C., B.T.H. WESTINGHOUSE GERMANIUM CRYSTAL DIODES

1/- each. Postage 2½d.

Diagrams and three Crystal Set Circuits Free with each diode.

A large purchase of these fully GUARANTEED diodes from the manufacturers enables us to make this attractive offer.

COPPER INSTRUMENT WIRE
ENAMELLED, TINNED, LITZ,
COTTON AND SILK COVERED
All gauges available.
B.A. SCREWS, NUTS, WASHERS,
soldering tags, eyelets and rivets.
EBONITE and BAKELITE PANELS.
TUFNOL ROD, PAXOLIN TYPE COIL
FORMERS AND TUBES.
ALL DIAMETERS.
SEND STAMP FOR LIST. TRADE SUPPLIED

POST RADIO SUPPLIES

33 Bourne Gardens, London, E.4

METERS

All types
Any make



Single and Multi-range repaired and recalibrated

We can convert or supply meters to your requirements.

PROMPT DELIVERY


E.I.R. INSTRUMENTS LTD.
329 Kilburn Lane, London, W.9.
Tel.: LADbroke 4168

PROVED The finest method
for cleaning records
Already over 20,000 enthusiastic users

THE "Dust Bug"
AUTOMATIC GRAMPHONE RECORD CLEANER
PATENT APPLIED FOR

Price reduced to 17/6 (plus 7/- purchase tax)
from your local dealer or
CECIL E. WATTS
Consultant and Engineer (Sound Recording and Reproduction)
Darby House, SUNBURY-on-THAMES, MIDD.

PORTABLE TEST PANEL



for workshop or students use

Two separate moving coil meters, one for voltage and the other for current measurement. Supplied in wooden case with metal front and with test leads.

Ranges (AC & DC)
0-30 mA
0-10v, 0 - 25v
0 - 500v
0 - 10,000 ohms
Size 8½" x 5½" x 2½"
light and portable

Price £6. 10. 0 (incl. post/pkg.)
Order now (immediate delivery) from:—
E.M.I. Institutes, Dept 127x London, W.4

Smith's

of
EDGWARE ROAD

for Close Tolerance Wax-protected
Silver Mica CAPACITORS

Values stocked (pF):

5	22	60	180	230	390	603	1500
5.6	25	65	185	245	400	635	1800
6	27	68	190	250	410	670	2000
8.2	28	70	145	370	450	680	2200
10	30	75	150	280	470	703	2500
11	33	80	160	300	500	710	3000
12	39	82	175	318	518	750	3000
13	40	100	180	330	533	800	3500
15	47	110	200	340	540	815	4000
18	50	120	220	358	558	820	4700
20	56	125	225	380	600	1000	5000

Tol.: up to 33pF ... 1pF Over 33pF ... 1%

PRICES

5-200pF	9d.	318-820pF	10½d.
1000-2500pF	1/3	3000-5000pF	1/8
Special (limited number only)	0.1 mfd 1%		12/-

H. L. SMITH & CO. LTD
287/289 EDGWARE ROAD LONDON W2
Telephone Paddington 5891

For Prompt Delivery

WAFER SWITCH ASSEMBLIES, CUSTOM BUILT

Banks	PAXOLIN		CERAMIC	
	s.	d.	s.	d.
1	7	0	11	3
2	10	3	22	7
3	13	6	33	4
4	16	2	45	2
5	18	10	56	2
6	21	6	67	8
7	23	8	—	—
8	26	11	—	—

When A.B. 11 and 12 way Wafers are required, please add 1/- per bank to above prices. SPECIALS AT TIME & MATERIAL PLUS 50%.

● N.S.F. TYPE "G" SWITCHES.

1 Bank	£1 4 0	Control Plate etc., each	15/-
2 Banks	£1 13 0		
3 Banks	£2 2 0		
4 Banks	£2 11 0		
5 Banks	£3 0 0	Wafers, each	9/-
6 Banks	£3 9 0		

Quotations gladly given for small as well as large quantities, also for special assemblies.

TELE-RADIO (1943) LTD.
189, EDGWARE ROAD, LONDON, W.2.
Paddington 4455/6.



Ask for Leaflet Ref. 2356 which gives full technical details of this wonderful new unit.

SPENCER - WEST T Y P E 5 0 BAND III CONVERTOR

Perfect results with any receiver.
From your dealer or on 7 days' approval from:

SPENCER - WEST LTD.,
Quay Works, Great Yarmouth
Phones: 4794 & 3009

-towards perfection-

LOWTHER LINEAR AMPLIFIERS

Exclusive Lowther Design and Build



**Lowther Linear Amplifier
LL.10 £25**

The new range "Lowther Linear" amplifiers surpass all previous multi-loop feedback or basic ultra linear technique by the utilisation of the suppressor grid of the Mullard power pentode EL34 into the distributed load circuit which enhances the performance in all detail.

Generous in design, the amplifier's performance will remain at its high laboratory test specification throughout many years of use.

THE LOWTHER MANUFACTURING COMPANY,

LOWTHER HOUSE, ST. MARK'S ROAD, BROMLEY, KENT, ENGLAND.

Tel.: RAVensbourne 5225

BAND III CHANNELS 8-9-10

A new CONVERTOR KIT is now available for LONDON—MIDLANDS—NORTH

Fit this new convertor not to your set but inside your set, even 9in. table models, and retain that professional look.

This convertor has been evolved since the I.T.A. transmission began, and is based upon experience gained in the conversion of very many Band I sets in the London area.

- IT will convert any set, any age, TRF or Superhet
- IT includes station switching
- IT provides pre-set contrast balancing
- IT uses only one aerial input for both bands
- IT provides manual tuning on Band III
- IT is totally screened
- IT completely rejects unwanted signals
- IT requires no additional power supply where either 6.3V or 3 amp line is available.

CONVERTOR wired and aligned with fitting instructions	£4 2 6
KIT complete in every detail, less knobs	£2 12 6
KNOBS each	1 0
CIRCUIT and instructions in detail (free with kit) ...	3 6
BAND III AERIALS (send for list), from	12 6
CROSS-OVER UNITS—Outdoor (printed circuit)	15 0
AERAXIAL feeder cable per yard	10

When ordering please state present B.B.C. Station and I.T.A. Orders over £2 post free.

C. & G. KITS
285, LOWER ADDISCOMBE ROAD,
ADDISCOMBE, CROYDON, SURREY
Phone: ADDiscombe 5262

PLEASE!



THE LORD MAYOR'S HUNGARIAN RELIEF FUND

Send stamps, postal order or cheque to your local Lord Mayor's Fund, or to the Lord Mayor of London's Hungarian Relief Fund, The Mansion House, London, E.C.4.

Solder with



LITE SOLDER
REGD. TRADE MARK

"PERMATIP"
AND
"PERMABIT"
INSTRUMENTS
FOR
**GREATER
SOLDERING
EFFICIENCY**

The soldering bit which maintains its face indefinitely without attention. 25 models available for mains or low voltage supply. Bit sizes 3/32 to 3/8 inch. Full details in booklet S.P.5 from sole manufacturers:—

LIGHT SOLDERING DEVELOPMENTS LTD.
106, GEORGE ST., CROYDON, SURREY
Tel. CR0ydan 8589

NEW CABLE CHEAPER IN SMALL COILS


All coils 20-49 yds. in length, unless requested shorter. All prices per 100 yds. lot, less supplied add 5%. Full 100 yds. coils are available add 5% to any price.

TWIN FLAT	1/044	3/029	3/029WE	3/034WE	7/029WE
Plastic	47/-	83/6	80/-	107/-	137/-
Rubber	48/6	82/6	75/6	97/6	129/6

FLUORESCENTS Comp. with choke and starter less tube.
Battens 4ft. square shape, 37/6. Hexagon, 39/6.
5ft. square shape, 47/6. Hexagon, 49/6.
Condensers extra. 4ft. 8/6; 5ft. 9/6.

Send for full fluorescent and control gears also cable, accessories and radio lists. Add part carriage on small orders please
BRIDISCO (W.), 591 GREEN LANE, LONDON, N.8.

TELETRON SUPER INDUCTOR COILS



Ferrite Rod Aerials. Wound on high permeability Ferroxcube rod, Medium wave 8/9, Dual wave 12/9.

Type HAX. Selective crystal diode coil for tape and quality amplifiers, MW 3/-, LW 3/6. Dual wave TRF Coils, matched pairs (as illustrated) 7/- pair. Type S.S.O. Supersonic Tape Osc. coil, provides 6.3 v. 3 a. RF for pre-amp heater. Eliminates induced hum, 40/100 kc, 15/- ea. Transistor coils, etc. Available from leading stockists. Stamp for complete data and circuits.

THE TELETRON CO. LTD.,
266, Nightingale Rd., London, N.9. How. 2527

Tape Recorders ONLY

We specialise solely in Tape recorders, stocking every good make—Grundig—Simon—M. S. S.—Ferrograph—Wyndson—Elizabethan—Philips—Editor Sound—etc., etc. Call and hear them all in comfort, or write

Dixon's Electronics
227 OXFORD ROAD,
MANCHESTER
Telephone: Ardwick 4269

Official Grundig repair agents. Parts for most machines in stock. H.P. and credit terms.

OSCILLOSCOPE
(MINIATURE TYPE)



Supplied in kit form for workshop or experimental use. Complete with full instructional notes giving details of applications to radio work. Can be operated from power supply of most AC domestic radio receiver equipment.

Price £10 (inc. post/pkg.)
(Power unit, if required, £3 extra)

Order now or send stamp for further details to:—
E.M.I. INSTITUTES, Dept. 127X LONDON, W.4
(Associated with "His Master's Voice", etc.)

ENGINEERS!

Whatever your age or experience, you must read "ENGINEERING OPPORTUNITIES." Full details of the easiest way to pass A.M.I.Mech.E., A.M.I.C.E., C. & G. (Electrical, etc.), General Cert., etc., on "NO PASS—NO FEE" terms and details of Courses in all branches of Engineering—Mechanical, Electrical, Civil, Auto, Aero, Radio, etc., Building, etc. If you're earning less than £10 a week, tell us what interests you and write for your copy of "ENGINEERING OPPORTUNITIES" today—FREE.

144 PAGES Free!



B.I.E.T.
387 College House, 29-31, Wright's Lane, London, W.8.

BRITISH INSTITUTE OF ENGINEERING TECHNOLOGY

R. B. PULLIN & CO. LTD.

have vacancies to offer in their expanding laboratories for **DEVELOPMENT ENGINEERS** to be concerned with the design of a variety of ship- and air-borne **INSTRUMENTS** and **COMMUNICATIONS EQUIPMENT**. The appointments offer various degrees of seniority, and therefore qualifications ranging from O.N.C. to degree standard are acceptable; applicants should have had previous experience of valve circuit design. All appointments are permanent, pensionable and carry attractive salaries; they offer excellent prospects and the opportunity to work in a well-equipped laboratory on interesting projects which require considerable technical responsibility and initiative.

Apply in confidence to:
THE SUPERINTENDENT,
Electronic Development Division,
R. B. PULLIN & CO. LTD.,
GREAT WEST ROAD,
BRENTFORD, MIDDLESEX.

LOCKWOOD
makers of
Fine Cabinets
and woodwork of every description for the Radio and allied trades

LOCKWOOD & COMPANY
(WOODWORKERS) LTD.
Lowlands Rd., Harrow, Middlesex. Byron 3704

YOUR METER DAMAGED?

don't scrap it -



LET GLASER REPAIR IT!

Leading Electrical Instrument Repairers to the Industry

Contractors to the Ministry of Supply and General Post Office. Repairs by skilled craftsmen of all makes and types of Voltmeters, Ammeters, Microammeters, Multirange Test meters, Electrical Thermometers, Recording Instruments, etc. Quick deliveries—for speedy estimate send defective instruments by registered post to—

L. GLASER & CO. LTD.
Electrical Instrument Repairers
97-100 ALDERSGATE STREET, E.C.1
(Tel.: MONarch 6822)

SENIOR DRAUGHTSMEN

Due to expansion of the Electronics Division of The Plessey Company Limited there are several vacancies for experienced men in the following fields:—

1. Design of a wide range of electronic equipment, including work to Service requirements.
2. Mechanical design of precision mechanisms for quantity production.


These vacancies carry attractive salaries and long term prospects in reward for hard work and offer good staff conditions including superannuation and insurance schemes. Applications, which will be treated in confidence, should be addressed to:—

The Plessey Company Limited,
Vicarage Lane,
Ilford, Essex.

A SENIOR ENGINEER

is required for development work on the application of Transistors to the Fields of Communications and Electronics. Applicants should possess an Honours Degree or equivalent qualification, and should have had several years' experience in communications work. The selected candidate will be required to be capable of design work and the supervision of junior engineers. An initial knowledge of transistors is desirable but not essential. A good salary in accordance with qualifications and experience. London area. Please reply, in utmost confidence, giving full details to **Box No. 5791.**

RELAYS P.O. TYPE 3000



**BUILT TO YOUR SPECIFICATION
QUICK DELIVERY
KEEN PRICES
CONTACTS UP TO 8 CHANGE OVER**

METERS GUARANTEED

F.S.D.	Size	Type	Price
100 Microamp	2 1/2 in.	MC/FR	50/-
250 " (multirange scale)	3 1/2 in.	MC/FR	55/-
500 "	2 in.	MC/FS	27/6
500 " (scaled 0/15 KV)	2 in.	MC/FR plug type	18/6
1 Milliamper	2 in.	MC/FS Elliott 5Q/87	27/6
30 "	2 1/2 in.	MC/FR	12/6
100 "	2 1/2 in.	MC/FR	12/6
200 "	2 1/2 in.	MC/FR	12/6
500 "	2 1/2 in.	MC/FR	12/8
20 Amp.	2 1/2 in.	MI/FR	25/-
25 "	2 1/2 in.	MI/FR DC	7/6
50 "	5 in.	MI/FR	60/-
50-0-50 Amp.	2 in.	MC/FS	12/6
15 Volt	2 1/2 in.	MI/FR	15/6
10 "	2 1/2 in.	MCR/FR	30/-
20 "	2 in.	MC/FS	10/8
40 "	2 in.	MC/FS	10/6
300 "	2 in.	MC/FS	10/6
300 "	2 1/2 in.	MI/FR	25/-
300 "	5 in.	MI/FR	60/-
2,000 volt	2 1/2 in.	ES/FR	40/-

INSTRUMENT RECTIFIERS. Full Wave Bridge 1 m/a. 8/6, 5 m/a. 7/6. 50 m/a. 5/- Post 6d.

TELEPHONES—SOUND POWERED—NO BATTERIES REQUIRED. Just connect with twin flex for clear speech. Transmitter/receiver units 9/- per pair. Twin flex 4 1/4 yard. Post 1/-.

If 2 units are connected in series and one used for speaking and one for listening, perfect 2-way conversation can be made. Alternative offer. 2 similar units connected in series and fitted with cord and plug. 12/6. Sockets for plug 1/3. Post 1/6.

RADIATION MONITORS. Philips Type 1092c. A portable self-contained unit in haversack, measuring Gamma Radiation. Scaled 0 to 10 milliroentgens per hour, using Mullard Geiger Counter MX115. £25.

INSTRUMENT LAMPS. 3 volt miniature, for Aircraft Ints., Sextants, etc. 25 in box, 38/- doz.

JACK PLUGS and Sockets, 2 Contact, 5/6 per pair, post 9d.

HEADPHONES. Sensitive Balanced Armature Type DHR, 17/6 per pair. Post 1/6.

HEADPHONES. High resistance 4,000Ω Type CHR new 12/6 pair, post 1/6.

TRANSFORMERS. Normal primaries. 350-0-350 v. 120 m/a. 2 x 6.3 v. and 5 v. tropicalized, 25/- Also 150 m/a. with extra 6.3 v. 30/- Post 2/6.

VARIAC TRANSFORMERS. Oil filled type. 80 CO 7.5 amperes 230 v. A.C. mains to be kept constant. 130/- Cge. 7/6.

RACKS—POST OFFICE STANDARD. 6ft. high with U-channel sides drilled for 19in. panels, heavy angle base. 4ft. 10in. also in stock.

INSPECTION LAMP. Fits on forehead leaving hands free, battery case clips on belt 7/6. Post 1/6. Takes E.R. Battery No. 1215 2/9, post 9d.

PHOTOMULTIPLIER No. 931A. Ideal for film scanning, spectrography, Alpha counting, colorimetric measurement, etc., supplied complete in lightproof chamber with lamp, wired with the resistor network, 70/-

VERNIER DRIVES. Muirhead scaled 0/180 deg. Ratio 38 to 1. Diam 3in. 10/6. Post 1/6.

SLOW MOTION DIALS. 6in. Scaled 1/100 reduction 200 to 1 or direct. 5/6. Post 2/-

MASTS TELESCOPIC. Extending to 12ft. in 7 sections. 15/6. Post 2/6.

HANDSETS SOUND POWERED. No batteries required, just connect with twin flex and they are ready for use. 50/- per pair. Post 2/6.

TELEPHONE SETS. For perfect communication between 2 or more positions. Wall Type, one, pair of units, £5. Batteries 5/6. Twin wire 5d. yard. Desk Type, now available, latest modern style. Two complete units ready for use, £8/17/6. Wire 5d. per yard. Post 3/-

ROOM THERMOSTAT. Adjustable between 45 and 75 deg. Far. 250 v. 10 amp. A.C. Ideal for greenhouses, etc., 35/- Post 2/-

GEARED MOTORS for the model maker. Small but very powerful. 12/24 volts D.C. 4/8 R.P.M. 35/- Post 2/-

VENT-AXIA FANS—EXTRACTION OR INTAKE. 230/250 volts A.C. 6in. diam. blades 130/- 12 volt D.C. 90/- Post 2/6

RATIO ARM UNITS. Sullivan. 600 ohms + 200 ohms, 50/- Post 2/-

WHEATSTONE RESISTANCE BRIDGE. 1 to 10,000 ohms. Plug type £5.



ELECTRO MAGNETIC COUNTERS

Post Office type 11A, counting up to 9,999, 2 to 6 volts D.C. 3 ohm coil, 12/8 each. Post 1/- Many other types in stock.

ROTARY CONVERTERS. Input 24 volt D.C. Output 230 volt A.C. 50 cy., conservatively rated at 100 watts, 92/6. Also available in a strong ventilated metal case with switch, input plug and output socket, 105/- Cge. 7/6.

CHARGING RECTIFIERS. Full wave Bridge 12 volts 2 amps., 13/6, 4 amps., 22/6, suitable transformers 2 amp. 24/-, 4 amp., 27/3, post 2/-

VARIABLE RESISTANCE. 160 ohms, 2 amps., on 10in. Twin formers, gearing with control handle. Suitable for dimming, 35/- Post 2/9.

TERMINAL BLOCKS 2-way fully protected. No. 5C/480. 4/- doz. or box of 50 for 15/-, 3-way, 8/- doz., post 1/6.

RADIO TRADERS LTD.

23 WARDOUR ST., LONDON, W.1. (Coventry Street end)
Phone No. GERrard 3977/8 Grams: "Radiotrader"

B.T.H. CRYSTAL DIODES, 1/3. Very special price for large quantities.
RESISTORS. 1/2 watt, 2/6 doz; 1/2 watt, 3/- doz; 1 watt, 4/- doz; 2 watt, 6/- doz

MANUFACTURERS PLEASE NOTE YOUR ENQUIRIES ARE INVITED FOR ERIE RESISTORS TYPES 0, 1, 2, 8, 9, 16, 7b AND 5b.

WW RESISTORS. 5 watt, 1/6; 10 watt, 2/6; 15 watt, 3/-; 20 watt, 3/6. We carry stocks of resistors from 2 watt to 150 watt W.W. Your enquiries invited.

HIGH STABILITY RESISTORS. 1/2 watt 5%, 6d.; 1/2 watt 5%, 9d.; 1 watt 5%, 1/- A few values in 1% and 2% still available.
ALL ORDERS FOR RESISTORS C.O.D. PLEASE, AS WE CANNOT GUARANTEE TO STOCK ALL VALUES.

W.W. V/CONTROLS. ALL WELL-KNOWN MAKES. Pre-set types, 2/6; Spindle types, 3/-; Carbon type, less switch spindle and pre-set, 2/- With switch, 3/6 each

SEMI-MIDGET 2-GANG. .0005 Condenser, size 2 1/2 x 2 x 1 1/2in., 6/9 each.

SPECIAL OFFER OF CURRENT MANUFACTURE ELECTROLYTIC CONDENSERS

8 mfd. 450 v., 2/6 each; 16 mfd. 450 v., 3/-; 32 mfd. 450 v., 4/-; 8 x 8 mfd. 450 v., 3/9; 8 x 16 mfd. 450 v., 4/-; 16 x 16 mfd. 450 v., 4/6; 32 x 32 mfd. 350 v., 5/- Bias Condensers: 25 mfd. 25 v., 1/6; 50 mfd. 50 v., 1/9. Please note we can offer special discounts for quantities.

ELECTROLYTIC CONDENSERS. Manufacturers' Surplus, in perfect condition.
16 mfd. 375 v., 2/-; 24 mfd. 350 v., 1/6; 24 mfd. 450 v., 2/3.

BIAS CONDENSERS: 1,000 mfd. 12 v. 1/6; 25 mfd. 25 v., 1/3; 50 mfd. 12 v., 1/-

BLOCK PAPER CONDENSERS. 12 mfd. 250 v., 7/6; 8 mfd. 600 v., 7/6; 4 mfd. 400 v., 3/6. We carry a large stock of block paper type condensers. We invite your enquiries.

MIDGET MICA CONDENSERS. .0001, .0002, .0003, .0004, .0005 5/- per dozen.

200 Assorted Moulded Mica Condensers, popular values..... £2 10 0
200 Assorted Silver Mica Condensers, popular values..... £2 10 0
200 Assorted Carbon Resistors, 1/2, 1 and 1 watt. Good selection £10 10 0

PAXOLIN SHEET. 18 v., 4 1/2 x 1 1/2in., 1/6; 10 x 10 x 1/2in., 1/6; 20 x 10 x 1/2in., 3/-; 10 x 10 x 1/2in., 2/-; 20 x 10 x 1/2in., 4/- Minimum P. & Pkg. 1/6

BARGAIN OFFER OF BATTERIES

4 1/2 v. Heavy Duty Bell Battery. Size 6 1/2 x 4 1/2 x 2 1/2in..... 2/6

72 v. H.T. 1.5 v. L.T. Size 6 x 5 x 1 1/2in..... 2/6

150 v. H.T. Size 2 1/2 x 5 1/2 x 1 1/2in..... 5/6

6 1/2 v. Size 2 1/2 x 2 1/2in..... 6/6

60 v. H.T. 1.5 v. L.T. 3 1/4 x 3 1/2 x 1 1/2in..... 4/6

All batteries sealed and unused. All plus 1/6 post and pkg. Special reduction for quantities.

4-way Push Button Units, 2/6 each. Knobs for same, 3/- per doz.

5-way Push Button Units, 5/6 each, complete with knobs.

WEARITE COILS. PA4, PO4, PA5, POS, 1/3 each.....doz. 12/-

VALVE HOLDERS. Moulded B9A, 7/6; B7G 6/-; Int. Oct., 9/-; Eng. Oct.doz. 4/6

VALVE HOLDER FITTED WITH LOWER CAN, 1/6 per doz. extra. Screening Cans for B7G and B9A.....doz. 6/-

Paxolin V/H Int. Oct. B9A, B7G, 5/- per doz.; Eng. Oct., 5-pin, 7-pindoz. 3/-

BELLING-LEE PLUGS AND SOCKETS, 5-pin, 1/9; 7-pin, 2/-; 10-pindoz. 2/6

AIR-SPACED TRIMMERS, 5, 10, 15, 20, 25, 50; and 75 of pre-set and spindle types, 2/- each.....doz. 21/-

PYE PLUGS AND SOCKETS, 1/6 per pair, "Tee" pieced...each 1/9

GROMMETS, 1 grs. assorted grommets, 1/2in. to lin.....gross 8/6

POST OFFICE LAMP JACKS No. 10, 1/- each.....doz. 9/-

Lamp Covers for same.....doz. 3/-

P74 2-pin plugs and sockets are now available, 3/6 each.

OUTPUT TRANSFORMERS. Multi-ratio, 5/- each; Pentode or powereach 4/-

WESTECTORS. WX6, WX12, W12, W4, 1/- each.....doz. 9/-

SIGNAL LAMP HOLDERS. Panel mounting, complete with adjusting lampholder, 2/- each.....doz. 21/-

TAG STRIPS. 3-way, 2/-; 4-way, 2/6; 5-way, 3/-; 7-way, 4/-; 28-waydoz. 12/-

Please send S.A.E. for complete list of components available.

POINTER KNOBS. Small black with white line, standard 1 1/2in. spindledoz. 7/6

WANDER PLUGS. Red and black.....doz. 2/-

PHILIPS TRIMMER TOOLS. 1/- each.....doz. 10/6

CASH WITH ORDER OR C.O.D. ALL ORDERS DEPT. W.I. ALL ORDERS FOR LESS THAN £2 ADD POSTAGE

We invite your enquiries for items not listed

Trade Counter open 9 to 6 Monday to Friday

Also 9 to 1 Saturdays. Callers Welcomed.

WHOLESALE MANUFACTURERS' AND EXPORT ENQUIRIES INVITED

L. WILKINSON (CROYDON) LTD.

19, LANSDOWNE ROAD, CROYDON

Phone: CRO. 0839 Telegrams: "WILCO," CROYDON

TRANSFORMER DEVELOPMENT

A Junior Development Engineer is required to assist in the design and development of coils and small transformers for use on domestic radio and television receivers and other electronic equipment. A sound technical background is essential together with an interest in the economical aspects of design and development. Some experience is desirable but not essential. Applicants should write, quoting (Ref. TD) and giving details of experience and qualifications to the

Personnel Manager,
The General Electric Co., Ltd.,
Radio and Television Works,
Spon Street, Coventry.

ELECTRONIC DEVELOPMENT ENGINEER

Applications are invited from young men interested in a post as Development Engineer to work on the development of transistor and printed circuit techniques with a view to their application principally to domestic radio and television receivers. Applicants should have a degree in Electrical Engineering or its equivalent and some experience of development work. Those interested should write, quoting (Reference TPC) and giving details of their qualifications and experience to the

Personnel Manager,
The General Electric Co., Ltd.,
Radio and Television Works,
Spon Street, Coventry.

BRITISH INSULATED CALLENDER'S CABLES LTD.

An Engineer with a telecommunications background is required for an interesting post in the Systems Engineering Department of the Company's Telephone Cables Division at Prescott. The successful applicant will be engaged primarily in the design of telephone cables, including plastic types, and in the preparation of associated manufacturing specifications, but will also be required to become familiar with the broad engineering aspects of telephone cable systems. Suitable specialised training will be given, if required.

Applications quoting reference P/69/56 should be forwarded to the

Staff Officer, B.I.C.C. Ltd., Prescott, Lancs.

ENGLISH ELECTRIC COMPANY LIMITED

STEVENAGE HERTS

have immediate vacancies for

TELEMETRY ENGINEERS

in the newly formed Test Department of the Company's Guided Weapons Division.

Applications are invited from engineers who are experienced in Instrumentation Planning and in the preparation and testing of Missile Telemetry Systems.

Housing assistance available.

Apply to Dept. C.P.S. 336/7 Strand, W.C.2, quoting Ref. WW1312A.

VACANCIES IN GOVERNMENT SERVICE

A number of vacancies, offering good career prospects, exist for:—

Radio Operators—Male

Cypher Operators—Male and Female

Apply, giving details of education, qualifications, and experience to:—

Personnel Officer,
G.C.H.Q. (FOREIGN OFFICE),
53 Clarence Street,
Cheltenham, Glos.

BUSH RADIO LIMITED

Development Laboratories—KEW

Vacancies exist in all grades of work on colour television and associated test gear.

Write for application form to Personnel Dept. (Ref. CTV), Bush Radio Ltd., Power Road, Chiswick, W.4.

JUNIOR TEST EQUIPMENT ENGINEER

required to take charge of small workshop servicing electrical and electronic test equipment. To work initially at Croydon and subsequently at new Research Laboratories at Caterham, Surrey. Qualifications O.N.C. or equivalent and experience of repair and calibration of multirange meters, oscilloscopes, pulse generators, etc. Write stating age, qualifications and experience to

PERSONNEL MANAGER,
POWERS-SAMAS ACCOUNTING
MACHINES, LTD.,
RESEARCH DIVISION,
AURELIA RD., CROYDON.

GUIDED WEAPON TRIALS

Trials Engineers and Assistants are required for Flight Trials of Guided Weapons, including preparation of equipment for firing and reporting on defects. These posts, based at Feltham, Coventry and Aberporth (Wales), entail some travelling in the United Kingdom and "away-from-base" expenses are re-imbursed. Excellent salaries and pension scheme. The work is practical, but an understanding of theoretical factors involved is vital. Engineers should be professionally qualified with a knowledge of Electronics, and Assistants are preferred with National Certificates and practical experience of an electro-mechanical or electronic kind.

Enquiries invited by the Personnel Manager,
(Ref. W.V.12.)

SPERRY GYROSCOPE COMPANY LIMITED,
Great West Road, Brentford, Middlesex.

TEST ENGINEERS

required for interesting work in connection with Radar, Television Film Projectors, Camera Channels, Microwave Links and similar electronic equipment.

Applicants must have sound theoretical knowledge of electronics backed by practical experience in H.M. Forces or Industry. Staff positions and Superannuation Scheme. Single accommodation available.

Apply giving full details to the:-
Personnel Dept. (C.E./21).

E.M.I. LTD., Hayes, Middx.

SIEMENS BROTHERS & CO. LTD.

Transmission Equipment Engineers required for work on carrier telephone and telegraph apparatus contracts at our MAIN WORKS in LONDON.

Increased activities offer wide scope and prospects for applicants with some experience, civilian or service, in the installation and maintenance of telecommunication equipment. Educational qualifications up to Final City & Guilds or H.N.C. standard desirable but not essential. Candidates must have completed National Service.

Where previous industrial background is lacking suitable training will be provided.

Salaries according to age and experience. Liberal staff pension scheme, sports and canteen facilities.

Give brief details to Staff Officer, Ref. 744/62,
SIEMENS BROTHERS & CO. LIMITED,
WOOLWICH, S.E.18.

APPLIED ELECTRONICS LABORATORIES
of **THE GENERAL ELECTRIC CO. LTD.**,
Brown's Lane, Allesley, Coventry have the
following vacancies in a Group concerned with the
Design of Test Equipment for Airborne Radar.

- (1) **DEVELOPMENT ENGINEER** to work on the integration of Automatic Test Equipment with a complex radar. An applicant having a **minimum** of two years' experience of Radar circuits including data transmission and servo systems would be suitable.
- (2) **DEVELOPMENT ENGINEER** for work on automatic switching circuits and precision signal parameter converters. Experience with electronic and electro-mechanical switching circuits is required. A thorough knowledge of fundamental measurement techniques is essential. Applicant must have had two years' **minimum** experience of a similar type of work.
- (3) **JUNIOR DEVELOPMENT ENGINEERS** required who must have a sound knowledge of electronics and mechanical principles, with some previous practical experience. Good opportunities exist for advancement.

HOUSE AVAILABLE FOR A SELECTED APPLICANT FOR (1) OR (2).

Reply stating age, qualifications and experience to Personnel Manager (ref. R.G.).

APPLIED ELECTRONICS LABORATORIES,
THE GENERAL ELECTRIC CO. LTD.

The services of experienced electronics engineers are required for advanced engineering development work on guided weapons.

Senior positions are vacant in the following fields.

1. **GENERAL PULSE CIRCUITRY** with application to sub-miniature techniques and the design and development of units by statistical method. Experience of semi-conductor work desirable for one position.
2. **ELECTRONIC AND INSTRUMENT SERVOS** involving design and development of servos with special relationship to overall system considerations.
3. **MAGNETIC AMPLIFIERS.** Design and development of magnetic amplifier stabilisers and drive stages for small electric motors.
4. **INSTALLATION.** Design of layouts for simplicity of inter connection in subminiature work. Wide electronic experience is essential.

Engineers of graduate standard with suitable experience are needed. A number of vacancies exist for engineers wishing to gain valuable experience in these and other fields. Good opportunities exist for advancement.

Reply stating age, qualifications and experience to

Personnel Manager (Ref. R.G.)
Applied Electronics Laboratories,
Brown's Lane, Allesley,
Coventry.

RADIO TECHNICIANS
IN
CIVIL AVIATION

A number of appointments are available for interesting work providing and maintaining aeronautical telecommunications and electronic navigational aids at aerodromes and radio stations in various parts of the United Kingdom.

Applications are invited from men aged 19 or over who have a fundamental knowledge of radio or radar with some practical experience. Training courses are provided to give familiarity with the types of equipment used.

Salary £561 10s. at age 25 rising (subject to a practical test) to £671. The rates are somewhat lower in the Provinces and for those below age 25. Prospects for permanent pensionable posts for those who qualify.

Opportunities for promotion to Telecommunications Technical Officer are good for those who obtain the Ordinary National Certificate in Electrical Engineering or certain City and Guilds Certificates. The maximum salaries of Telecommunications Technical Officers are Grade III £790, Grade II £925, Grade I £1,160.

Apply to the Ministry of Transport and Civil Aviation (ESB1/RT), Berkeley Square House, London, W.1, or to any Employment Exchange (quoting Order No. Westminster 5788).

TESTERS REQUIRED
for
RADAR & ELECTRONIC WORK

Holding of Ordinary or Higher National Certificate an advantage, but men with suitable Service or Civilian experience will be considered. Opportunities for advancement available for progressive candidates.

Good rates of pay, conditions, canteen facilities, etc.

Apply in person or in writing to:—

Employment Department.
Metropolitan-Vickers
Electrical Co., Ltd.,
Trafford Park, Manchester 17

N.B.: For the convenience of applicants the Employment Department is open for interviews as follows:—

Monday and Friday 8.30 a.m. to 4 p.m. Tuesday, Wednesday and Thursday 8.30 a.m. to 6.30 p.m., and Saturday 8.30 a.m. to 11.30 a.m.

Murphy Radio
ELECTRONICS
DIVISION

Vacancies exist in an expanding laboratory for senior and junior engineers and draughtsmen in the following fields: V.H.F. and U.H.F. transmitters and receivers for use in

NAVIGATIONAL AIDS, MOBILE COMMUNICATION SYSTEMS and PULSE CIRCUITS.

AERIALS.

TELEMETRY EQUIPMENT.

In addition opportunity will arise for applications of **TRANSISTORS** in these equipments.

Posts are pensionable, Sports Club and other recreational facilities are available. Applications should be addressed to:

Personnel Department (E.29),
Murphy Radio Limited,
Welwyn Garden City, Herts.

Z & I AERO SERVICES LTD.,

Fully Serviced and Guaranteed Test Equipment

SIGNAL GENERATORS:

MARCONI TF-144F, older version of model TF-144G; range 85 kc/s to 25 mc/s; 8 bands. Output 1 μ V to 1 V. Direct calibration. Output impedance 10 and 52.5 ohms. Mains operated.
PRICE, fully overhauled..... £75 0 0
Packing and carriage..... £2 10 0

MARCONI TF-390G, range 16 to 150 mc/s.
PRICE, fully overhauled..... £25 0 0
Packing and carriage..... £1 10 0

MARCONI TF-517E, range 150 to 300 mc/s.
PRICE, fully overhauled..... £30 0 0
Packing and carriage..... £1 10 0

MARCONI TF-517F, range 18 to 58 mc/s. and 150 to 300 mc/s.
PRICE, fully overhauled..... £35 0 0
Packing and carriage..... £1 10 0

TYPE 804 (General Radio/Federal Radio). Range 7.5 to 330 mc/s in five bands. Direct calibration. Output 1 μ V to 20 mV. 115/230 v. operation.
PRICE, fully overhauled..... £65 0 0
Packing and carriage..... £1 10 0

COSSOR MODEL 339 DOUBLE BEAM OSCILLOSCOPES, fully overhauled and guaranteed.
PRICE £30 0 0
Packing and carriage..... £1 0 0

TS-89/AP VOLTAGE DIVIDER, to extend the voltage range of an oscilloscope. Ratios available 100 to 1 and 10 to 1. Maximum voltage 20,000 volts.
PRICE, brand new, post free..... £5 0 0

MARCONI UHF ABSORPTION WAVE-METER TF-643. Frequency range 20 to 300 mc/s.
PRICE, fully overhauled, with four coils and calibration charts £30 0 0
Packing and carriage..... £1 0 0

AIRCRAFT BONDING TESTERS, A.M. Ref. 5G/2126, complete with two matched leads, approx. 6ft. and 60ft. long, and shoulder carrying straps £8 15 0
Alkaline Cell for the above..... £3 3 0

TYPE 105SM LAVOIE (TS-127/U) PORTABLE HETERODYNE FREQUENCY METER, range 375 to 725 mc/s, individually calibrated. Accuracy: ± 1 mc/s.
PRICE: Secondhand, in perfect operating condition £25 0 0
Brand new, complete with access. £32 10 0
Packing and carriage..... £1 0 0

RECORD MEGGERS 500 volts, in leather cases, fully overhauled and guaranteed, post free £10 0 0

E.H.T. POWER SUPPLY UNIT. Output voltage 500, 1,000, 2,000 and 3,000 volts at approx. 3 mA, fully regulated. Mains operation. PRICE, fully overhauled..... £35 0 0
Packing and carriage..... £1 10 0

MARCONI VALVE VOLTMETERS, model TF-428A or Service Equivalent. Range .10 to 150 volts in five ranges. Resonant frequency approx. 400 mc/s.
Price, fully overhauled and guaranteed, complete with diode probe..... £17 0 0
Packing and carriage..... 15 0

We Pay High Prices for Ex Service and Good Second-hand British and American Test Equipment and Communication Equipment. We are particularly interested in Frequency Meters BC-221, TS-174, TS-175; American Communication Receivers BC-312, 342, 348; Radio Compass Equipment ARN6, ARN7; Aircraft Transmitter-Receiver ARCI and ARC3; Transmitters ART13; "Q" Meters; Impedance Bridges; Wheatstone Bridges, etc.

Z & I AERO SERVICES LTD.,

19, Buckingham Street, London, W.C.2. Telephone: TRAfalgar 2371'2'3.

ENGINEERS

(Electrical and Mechanical)

PHYSICISTS

and

TECHNICAL ASSISTANTS

Required for work on development, manufacture and circuit application of special radio valves, including microwave devices.

Minimum Qualifications, Inter-B.Sc., or O.N.C.

Experience is desirable but not essential.

Initial training at the research laboratories of The General Electric Company will be available for selected candidates.

These are progressive positions with good opportunities for advancement.

Apply quoting TC/1 to:—

M.O. Valve Co.,
Osram Works,
Brook Green,
Hammersmith, W.6.

MANUFACTURERS
OF VALVES FOR G.E.C.

MARINE RADAR

Never before have the opportunities been so great for experienced engineers to achieve satisfaction with their design work.

Join a world famous Company and see your ideas take shape in prototype and production form.

Decca Radar offer unique facilities for capable men to put new ideas into quick production.

There are Senior and Junior vacancies for:

CIRCUIT DESIGNERS

MICROWAVE ENGINEERS

MECHANICAL DESIGNERS

EXPERIENCED MARINE RADAR ENGINEERS

Write or telephone the
Chief Development Engineer,
Decca Radar Limited,
9, Davis Road, Chessington,
Surrey.

Telephone No. ELMbridge 5281

PROGRESS IN ELECTRONICS

THE MULLARD RADIO VALVE Co. Ltd.

has a number of vacancies for Assistants in the Cathode Ray Tube Division (Technical Dept.).

The work involves the design and construction of prototype test circuits and equipment for Cathode Ray Tubes. It is thought that these vacancies might have a particular appeal for men who possess a good basic qualification in Electrical Engineering and who may have had suitable circuiting experience in H.M. Forces or elsewhere.

A feature of employment with the Company is generous facilities for further study and the opportunity to participate in the further development of this field of work.

Commencing salaries will be based upon experience, qualifications and age in each individual case, and good salary prospects prevail. Long-service Benefits and Pension Schemes have long been established in the Company.

Applications should be addressed to the Personnel Officer, The Mullard Radio Valve Co. Ltd., New Road, Mitcham Junction, Surrey.

Quoting ref.: JFG/CRT/TD.

Wireless World Classified Advertisements

Rate 7/- for 2 lines or less and 3/6 for every additional line or part thereof, average lines 6 words. Box Numbers 2 words plus 1/- (Address replies: Box 0000 c/o "Wireless World" Dorset House, Stamford St., London, S.E.1.) Trade discount details available on application. Press Day March 1957 issue, Thursday, January 31st. No responsibility accepted for errors.

WARNING

Readers are warned that Government surplus components and valves which may be offered for sale through our displayed or classified columns carry no manufacturers' guarantee. Many of these items will have been designed for special purposes making them unsuitable for civilian use, or may have deteriorated as a result of the conditions under which they have been stored. We cannot undertake to deal with any complaints regarding any such items purchased.

NEW RECEIVERS AND AMPLIFIERS

SHIRLEY LABORATORIES, Ltd., 3, Prospect Plate, Worthing, Sussex. Tel. 30536.
THE TWA/1515 stereoscopic tape recording and replay amplifier, separate meter monitoring on record and playback on both channels, 15watts O/P each channel, 96gms; **TWA/15** tape recording and reproducing amplifier, 13watts O/P, for Wearite and Collaro decks, 45gms; **W/PA** recording and replay pre-amplifier, 30gms; both with valve voltmeter monitoring; type **SB/1-15E** high-fidelity amplifier, exceptionally wide tone-control system, 40mv sensitivity, 20gms; with two inputs and 3-position gram filter, 22gms; specialized amplifiers for the musical and scientific industries including the Mullard 20watt. [0095]

ARMSTRONG chassis, all models in stock.—157, Bromsgrove St., Birmingham. Mid. 1054. [6563]

SPENCER-WEST Distribution and Communal Reception Amplifiers cater for all requirements.—Full data and leaflets on request to Spencer-West, Ltd., Quay Works, Great Yarmouth, Norfolk. Tel. 4794. [0007]

RECEIVERS AND AMPLIFIERS—SURPLUS AND SECONDHAND

HRO Rx's and coils in stock, also AR88, BC348R, CR100, etc.—Requirements please to R. T. & I. Service, 254, Grove Green Rd., London, E.11. Ley. 4986. [0053]

DYNAMOS, MOTORS, ETC.—SURPLUS AND SECONDHAND

BRIDGE connected rectifier units (large), 12 and 24V charging auto cut-outs, 500 amp starter relays, 12 and 24V working, heavy duty starter pushes; please see advert of October's "Wireless World," page 176.
T. W. PEARCE, 66, Great Percy St., W.C.1 [0122]

TEST EQUIPMENT—SURPLUS AND SECONDHAND

SIGNAL generators, oscilloscopes, output meters, valve voltmeters, frequency meters, multi-range meters in stock; your enquiries are invited.—Requirements to R.T. & I. Service, 254, Grove Green Rd., London, E.11. Ley. 4986. [0056]

NEW GRAMOPHONE AND SOUND EQUIPMENT

3-SPEED portable transistor gram (operates on 4½ volt battery); 27gms.
200mw Transistor amplifiers: 10gms.
4-WATTS H. F. models soon
TRANSISTOR pre-amps; still £9/15.
COLLARO decks £20, amps 25gms and 25gms.
WEARITE, Reflectograph decks, and amps available.
HARDING ELECTRONICS, 120a, Mora Rd., Cricklewood, London, N.W.2. Gladstone 1770. [0032]

SPECIAL tape offer, few only left, prof. tape £1,200/4, 22/6 (21/- each 6 and above); 1/6 P.P. plastic, not paper, guaranteed; satisfied users everywhere.
RECORDERS by Ferrograph, Leavers-Rich and the new wonder recorder Brenell disk recorders, blank disks, microphones.
TAPE/DISK service, specialists in music recording and editing.
"EROICA" RECORDING STUDIOS (1949). Recorder House, Peel St., Eccles, M/c. Eccles 1624. Director Thurlow Smith, A.R.M.C.M. [0122]

CINE-VOX disc recording equipments, type C7J, for high-quality recordings from existing microphone equipment; price from 28gms; also available as a complete channel inclusive of mic. amplifier and playback equipment, at 70gms; type C7 for highest quality professional requirements—recorder mechanism at 48gms, or complete channel at 110gms; demonstrations arranged in London.
 Please write for details to K.T.S., Ltd., "Coplow," Park Rd., Braunton, N. Devon. Tel. Braunton 224. Callers by appointment only. [0210]

PARTRIDGE

TRANSFORMERS


were employed by the

Mullard

Valve Measurement and Application Laboratories for the prototype of the

10 & 20 Watts

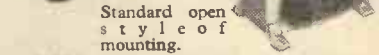
High Quality Amplifiers



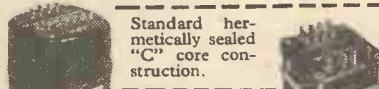
Above is illustrated the Mullard 5-10 Amplifier, Distributed Load Version, fitted with a Partridge "C" core Output Transformer Type P4014 and Mains Transformer Type P4013. Price 98/6 and 86/6 respectively.



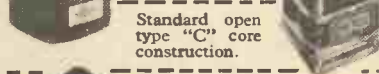
Potted mounted style available for any standard item.



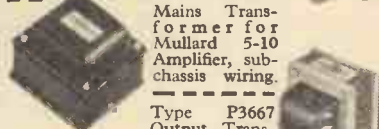
Standard open style of mounting.



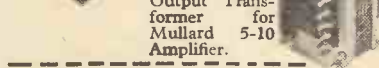
Standard hermetically sealed "C" core construction.



Standard open type "C" core construction.



Mains Transformer for Mullard 5-10 Amplifier, sub-chassis wiring.



Type P3667 Output Transformer for Mullard 5-10 Amplifier.

* and now a new component

High Fidelity Input Transformer Type MC/5, ratio 1:50, fully screened in mu-metal case. Price 38/6.

Immediate delivery on all the above components

PARTRIDGE TRANSFORMERS LTD.
 TOLWORTH SURREY
 Phone: ELMbridge 6737/8

NEW GRAMOPHONE AND SOUND EQUIPMENT

ALL Hi-Fi enthusiasts please note!—We are supplying the Collaro tape transcriber complete with pre-amplifier and power pack ready to plug into any amplifier for only 56s.—making it one of the lowest-priced quality tape recorders on the market; all other makes of recorders in stock; easy terms available.—Sound Tape Vision (Dept. W.W.), 71, Praed St., London, W.2. Pad. 2807. [0211]

GRAMOPHONE AND SOUND EQUIPMENT—SURPLUS AND SECONDHAND

L ENCO GL.56 transcription unit with Goldring 500, as new, in makers' carton.—Offers to Box 5783 (Cheshire). [6678]

HIGH quality portable tape recorder, in excellent condition, cost £130; bargain, £55 for quick sale.—Details Box 5784. [6679]

NEW COMPONENTS

CRYSTAL microphone inserts (Cosmocord Mic 6/4), in steady demand by Hams and Sound Engineers; guaranteed newly made and boxed; 15 p post free.—Radio-Aids, Ltd., 29, Market St., Watford. [0169]

COMPONENTS—SURPLUS AND SECONDHAND

RADIO CLEARANCE, Ltd., 27, Tottenham Court Rd., London, W.1. Tel. Museum 9188.

ELECTROLYTICS: Capacity, voltage, size, type of mounting, price post paid, 25. 25v, ¼"X1¼", W/E, 1/3; 500, 12v, ¼"X¾", W/E 2/1; 1,000+1,000, 6v, 1X3, clip, 3/3; 1,000, 6v, 1X2, clip, 2/3; 1,000+2,000 6V 1X3, clip, 5/8; 100, 12v, ¼"X1¼, clip, 1/9; 2,000, 12v, 1½"X2, clip, 3/6; 50, 25v, ¼"X1¼, clip, 1/9; 100, 25v, ¼"X1¼, 2/1; 1,000, 25v, 1X3, clip, 4/-; 3,000, 25v, 1½"X4½, 5/-; 5,000, 25v, 1½"X4½, 6/6; 2,500, 50v, 1½"X4½, 6/8; 5, 150v, ¼"X1¼, W/E, 1/3; 8, 150v, ¼"X1¼, clip, 1/3; 40+40, 150v, 1X2, clip, 2/9; 100, 275v, 1½"X3, clip, 3/-; 60+250, 275/350v, 1½"X4½, clip, 6/-; 8, 450, ¾"X2, clip, 1/9; 16+24+8, 450/250v, 1½"X2, clip, 5/-; 20+10, 450v, 1X3, clip, 4/-; 8, 500v, 1½"X2½, clip, 2/3; 32+32+8, 350/425v, 1½"X3, clip, 5/-; 32+32, 350/425v, 1½"X2, clip, 4/-; 100, 350/425v, 1½"X3, clip, 4/-; 2, 350v, ¾"X2, 1/3; 16+16, 275v, 1X2, clip, 3/-; 32+32+8, 275v, 1½"X2, clip, 4/3; 100+200, 350v, 1½"X4½, clip, 7/-; 50+50, 350v, 1½"X3, lug, 4/6; 200, 250v, 1½"X3, clip, 3/8; 16+8+4, 275v, lug, 3/-; 200+250+250, 275v, 2X4½, clip, 8/6; all ALI cans, some with sleeves, all voltages WKG, surge V where marked, all new stock guaranteed.

TELEVISION chassis, cadmium plated steel, size 14X13X2½in. complete with 13 valve holders (9-BSA Pax, 1-BSA Cer, 2-BYG Cer, 1-Int. Oct. amp), 20 various tag strip cut away for metal rect., line trans., etc., 9/11 each, post paid.

FRONT and rear tube mounts to fit above chassis, 3/- pair post paid

P.M. focus rings, wide angle, tetrode tube, fully adjustable, 9/11, post paid.

SCANNING coils, wide angle, with mounting lugs 19/6, post paid.

T.V. metal rect. 250v 250mA, H.W. size 2¼X4in, 12/6, post paid

C.T.V. Ip's 34Mc/s, 2nd, 3rd, 4th, vision cans 13/16X13/16X2½, lug tuned, set of three 5/6 post paid.

8mf. 600/750v, paper conds., 4inX2inX¼in; 6/6

1000 w/w pots, 3w, 1in spindle; 2/6

RADIO CLEARANCE, Ltd., 27, Tottenham Court Rd., London, W.1. Tel. Museum 9188. [0015]

SOUTHERN RADIO SUPPLY, Ltd., 11, Little Newport St., London, W.C.2. See our displayed advertisement, page 162.

MAGSLIPS at low prices, fully guaranteed, 3 in Resolver No. 5 (AP 10861), 50v, 50c/s, unused, each in tin, 35/-, post 2/1; large stocks of these and other types.—P. B. Crawshaw, 94, Pixmore Way, Letchworth, Herts. Tel. 1851. [0087]

WANTED, EXCHANGE, ETC.


WANTED, receivers A.P.R.4, also T.N.16, 17, 18, 19, etc. and any radio test gear.
LESLIE DIXON & Co., 214, Queenstown Rd., Battersea, S.W.8. Macaulay 2159. [0176]

WANTED, Voigt PM2 speaker, good condition.—F. Barker, 5, High St., Swanscombe, Kent. [6660]

FOR SALE AND WANTED ADVERTISEMENT FORM TURN TO PAGE No. 165

POTENTIOMETERS

The word 'Reliance' is synonymous with the best potentiometer design and practice, it also signifies a most comprehensive range embracing wire-wound and composition types, Single, Ganged and Tandem Units. Characteristics include linear, log, semi-log and non-inductive, etc. Full details on request.



RELIANCE

RELIANCE MFG., CO. (SOUTHWARK), LTD.,
SUTHERLAND ROAD, HIGHAM HILL, WALTHAMSTOW, E 11
Telephone: Larkwood 3245

SURPLUS

- **AERIAL EQUIPMENT.** Poles, Masts, Dipoles, Yagi, Microwave arrays, Whips. 12in. Whips to 80ft. Masts.
- **CABINETS AND RACKS.** 36in. to 96in. high, standard 19in. wide.
- **CONDENSERS** up to 10,000 mfd. and 50 kV.
- **FUSES.** Cartridge and E.S. 1/2 amp. to 600 amps.
- **INSULATORS** 80 different patterns.
- **LOUDSPEAKERS** 3in. dia. to 50 watt Theatre Systems.
- **METERS.** 2in. to 12in. dia. 120 different types.
- **POWER SUPPLIES.** Generators, Rectifiers, Vibrators, Inverters, Dynamotors from 2 volts 100 amps. to 36,000 v. 1/2 amp.
- **RECEIVERS.** 80 types available from 15 Kcs. to 600 m/cs. including portable, D.F., Table, Rack and Pedestal.
- **TEST GEAR,** American over 100 different types, Meters, Calibrators, Signal Generators, etc.
- **TELEPHONE AND TELEGRAPH EQUIPMENT.** Single and multi channel apparatus, filters, switchboards, power supplies.
- **TRANSFORMERS** Audio and Power. 200 types from 2 volts to 18,000 volts and up to 15 kVA.
- **TRANSMITTERS,** 60 different types from UF-1 Handie Talkie to G-50, 2,500 watts.

FULL LISTS AVAILABLE

Send your requirements. All packing and shipping facilities.

P. HARRIS,
ORGANFORD, DORSET
Telephone: LYCHETT MINSTER 212

WANTED, EXCHANGE, ETC.

- 4 **Dynamotors,** 12/24-volt D.C. 500/500 250 MA or near: price and details.—Radiovox, Ltd., Oxford Place, Leeds. [6619]
- WANTED,** valves, TV tubes, televisions, radios, radiograms, tape recorders.—Stan Willelts, 43, Spon Lane, West Bromwich, Staffs. Tel. 2392. [5847]
- WANTED,** HRO coils, Rxs., etc., A.R.88s, BS348s, S27s, etc.—Details to R.T. & I. Service, 254, Grove Green Rd., London, E.11. Ley. 4966.
- WANTED,** B.C.610 Hallcrafters, E.T.4356 transmitters and spare parts for same; best prices.—F.C.A. Radio, Beaver Lane, Hammersmith, W.6. [0079]
- UNISELECTOR** switches, modern types 2 to 8 bank, any quantity; send sample with details of quantity and price.—Davis, Tudor Place, London, W.1. [6650]
- LARGE** funds available for bulk purchase of televisions, radios, tape recorders, and domestic electrical appliances of every description.—SEARS, 14, Watling St., Shudehill, Manchester, Tel. Blackfriars 1916. Bankers Midland Bank, Ltd. [6696]
- SPOT** cash ready for purchase of surplus and bankrupt stocks of new valves and components; we sell plain valve cartons; list on request.—R. E. S., Ltd., 155, Swan Arcade, Bradford. [0190]
- URGENTLY** wanted, manuals or instruction books, data, etc., on American or British Army, Navy or Air Force radio and electrical equipment.—Harris, 93, Wardour St., W.1. Gerrard 2504. [6479]
- WANTED,** good quality communication RYS tape recorder, test equipment, domestic radios, record players, amplifiers, valves, components, etc., estb. 18 years.—Call, send or phone Ger. 4638 Miller's Radio, 38a, Newport Court, Leicester Sq., W.C.2. [6059]
- WANTED,** signal generators, types TF144G, TF762A, TF967, frequency meters types BC221, TS174, TS175, also receivers types R1359 and R1294.—Send price and details to Hatfield Instruments, Ltd., Crawley Rd., Epsom, Sussex, Tel. Horsnam 3232/3. [0037]
- ALL U.S.A. V.H.F.** test and communication equipment; TS174, TS175, TS47, B.C.221 freq. meters; receivers 1294, 1359; Hallcrafters S.27, S27CA U.S.A.; APR4 and tuning units TN16, 17, 18 and 19, RCA AR88-L.F. Hallcrafters SX28; valves 707A-707B, 2K28, 2K39, 2K33, 2K41; highest offers given by return.—Ger. 8410 and 4447.—Universal Electronics, 22, Lisle St., Leicester Sq., London, W.C.2. [0229]

VALVES

1500 T.T. II valves; best offer the lot or lots of 100.—Box 5844. [6698]

ANOTHER amazing valve offer from Walton's! All new stocks and every valve tested before despatch, of special interest to dealers, service engineers, etc. 48 **USEFUL** type valves for only 45/- post paid. **EACH** set comprising 6 VR91/EF50 Red, 6 VR91/EF50 Silver, 6 VT52/EL32, 6 VT501/TT11, 6 VR56/EF36, 6 VR52/EA50, 6 VR54/EB54, 6 VU120 or VU120A or CV54. **WALTON'S WIRELESS STORES,** 48, Stafford St., Wolverhampton. [0102]

VALVES WANTED

ALL types of valves British or American, transmitting and receiving; keenest cash prices paid. What have you to offer?—Write or call Lowe Bros., 9a, Diana Place, Euston Rd., N.W.1. [4485]

CABINETS

LEWIS RADIO have the best selection and finest finish.—See page 144. [0224]

REPAIRS AND SERVICE

MAINS transformers rewound, new transformers to any specification. **MOTOR** rewinds and complete overhauls; first-class workmanship; fully guaranteed. **F.M. ELECTRIC Co., Ltd.,** Potters Bldgs., Warser Gate, Nottingham. Est. 1917. Tel. 47898. [0113]

MAINS transformers, E.H.T.s, chokes, field coils, etc., promptly and efficiently rewound or manufactured to any specification. **LADBROKE REWIND SERVICE, Ltd.,** 320a, Harrow Rd., London, N.W.10. [0222]

METERS, all makes, single or multi-range, expertly repaired; prompt service.—R. Hawkins, 6, Constantine Rd., London, N.W.3. Gul. 5374. [6688]

TRANSFORMER rewind service mains, E.H.T. transformers and chokes, prompt delivery, range of replacement types ex-stock or manufactured to your specification. **METROPOLITAN RADIO SERVICE Co.,** 75, Kilburn Lane, London, W.10. Ladbroke 2296. [0171]

D. C. BOULTON for repairs to any loudspeaker; specialists on heavy and P.A. types; cone assemblies, field coils, repair accessories, pressure units, microphones; transformers rewound and to specification; motor rewinds.—134, Thornton Rd., Bradford, Tel. 22838. [0171]

PAINTS, CELLULOSE, ETC.

PANL, the air-drying black crackle paint; 3/6 per 1/4th pint can.—G. A. Miller, 8, Kenton Park Cres., Kenton, Middx. [0250]

DUODE WILL GIVE YOU JOY



IN GOOD SOUND

Personal taste is the final arbiter when choosing a sound reproducer and the choice is difficult when so many kinds and qualities of a high standard exist, as they do today. But a choice of **DUODE NATURAL SOUND** brings home a new level of enjoyment which increases as time goes on and an investment which lasts much longer than any similar.

The new **Duode 12B-C SOUND UNIT** frequency range is over 20-16,000 cps, plus the unique built-in feedback giving crystal-clear transients, pin-point definition and positively no boom or whiskers. It can tell the truth—very softly or shake your room with organ thunder, but always giving you the supreme, lasting enjoyment of

CLEARLY NATURAL SOUND

Whether you live in flatlet or mansion, the Duode 12B-C will increase pleasure for you in the coming months and for many years to come.

Write now for details of special New Year plan.

DUODE LTD.

3, Newman Yard, London, W.1

OPPORTUNITIES IN RADIO



Get this **FREE** Book!

'ENGINEERING OPPORTUNITIES' reveals how you can become technically qualified at home for a highly paid key-appointment in the vast Radio and Television Industry. In 144 pages of intensely interesting matter, it includes full details of our up-to-the-minute home study courses in all branches of **TELEVISION and RADIO, A.M. Brit. I. R. E., City & Guilds, Special Television, Servicing, Sound Film Projection, Short Wave, High Frequency and General Wireless Courses.**

We definitely Guarantee

"NO PASS—NO FEE"

If you're earning less than £15 a week this enlightening book is for you. Write for your copy today. It will be sent **FREE** and without obligation.

**BRITISH INSTITUTE OF
ENGINEERING TECHNOLOGY**
388b COLLEGE HOUSE,
29-31, WRIGHT'S LANE,
LONDON, W.8.

BIET

GILSON TRANSFORMERS

are popular with

- ★ Lighting
 - ★ High Voltage
 - ★ Fatigue test
 - ★ Nuclear
 - ★ Radar
 - ★ Sound equipment
- and other ENGINEERS
and have been
FOR MANY YEARS

It is therefore not surprising, though very gratifying to us, that they have now proved equally popular with AUDIO ENGINEERS and AMATEUR enthusiasts.

We are now producing
a range of
TRANSISTOR AUDIO TRANSFORMERS
including those specified for the
MULLARD
200 milliwatt AMPLIFIER

GILSON TRANSFORMERS

FOR
U-L Amplifiers



15 WATT TYPE Ref. W0892

Please write for informative leaflets on the above.

R. F. GILSON LTD.

11a ST. GEORGE'S RD., WIMBLEDON, S.W. 19

Phone: WIMbledon 5695

MAKERS OF NEON SIGN TRANSFORMERS
Contractors to Admiralty, etc., A.I.D. Approved

Our stockists include:
Berry's (Short Wave) Ltd., 25, High Holborn,
London, W.C.1. I. T. Filmer, Bexley, etc.

WORK WANTED

P.T.F.E. machining and moulding capacity available.—Bel, Marlborough Yard, London, N.19. Tel. Archway 5078. [0187]

TECHNICAL query service problems in electronic design and construction advised upon by qualified engineers; nominal fee 5/-; quotation for involved problems.—Box 5593 [6695]

CAPACITY AVAILABLE

FACTORY Capacity available for the following categories:

- PLASTICS Injection Moulding (3 oz).
- ALUMINIUM Die-Casting.
- LIGHT Engineering.
- ELECTRONIC & Electrical Assembly. Location Wiltshire.—Box 0077. [0114]

VACUUM Varnish Impregnation to RCS 214 H2, quick service; enquiries welcomed.—Andec, Ltd., Gosbrook Rd., Caversham, Reading. 71765. [6495]

MISCELLANEOUS

TAPE to disc; 12/6.—Mobile Recording Services, 5, New Brown St., Manchester. [6555]

FOR sale, coil winding machines, 3 Douglas No. 1, in good condition; £20 each.—Apply: Willesden Transformer Co., Ltd., Manor Park Rd., London, N.W.10. [6694]

HAVE your tape recordings transferred to 78s or L.P.s; high fidelity reproduction.—Write Parke, 18, Zulia Rd., Mapperley Park, Nottingham. [6636]

TAPE to disc recording, 48-hr. service; L.P. (30 min.) 22/-, 78s 11/-; s.a.e. leaflet.—Comprehensive Recording Service, A. D. Marsh, Little Place, Moss Delph Lane, Aughton, Ormskirk, Lancs. Aug. 3102. [6477]

YOUR own tape recording transferred to disc 78s or L.P.s.—Write, call or 'phone Queensway Private Recording Studios, 125, Queensway, W.2. Tel. Bay. 4992. Studio recordings. [6543]

METALWORK, all types cabinets, chassis racks, etc. to your own specification; capacity available for small milling and capstan work up to 1in bar.

PHILPOTT'S METAL WORKS, Ltd., Chapman St., Loughborough. [0208]

TAPE/DISC for connoisseurs, use Britain's oldest full-time transfer service; 30 min. 42/-; special prof. qual. tape, 25/- and 21/-.—Sound News Productions, 59, Bryanston St., W.1. Amb. 0091. [0192]

TRAIN at home for a better position or a new hobby.—We offer comprehensive modern home tuition courses covering over 100 careers and hobbies, practical equipment supplied with many courses.—Write for free brochure, stating subject of interest, to: E.M.I. Institutes, Dept. WW39, London, W.4. (Associated with H.M.V.) [0180]

NOTICES

BRITISH SOUND RECORDING ASSOCIATION. Details of membership, open to the professional sound recording engineer and all others interested in recording high quality reproduction and other branches of audio engineering, together with details of the London lecture programme and the Manchester, Portsmouth and Cardiff Centres, may be obtained from the Hon. Membership Secretary, H. J. Houlgate, A.M.I.E.E., 12, Strongbow Rd., Eltham, S.E.9. [0031]

PATENTS

PATENT No. 660115 "Loudspeaker Diaphragm Moulding" for sale or licence.—Apply Chatwin & Company, Patent Agents, 255, Gray's Inn Rd., London, W.C.1. [6664A]

AGENTS WANTED

PROGRESSIVE electronic manufacturer and D.O. requires free-lance agents with connections in industry to obtain business; exclusive territory arranged.—Box 5846. [6701]

PLASTIC moulding company, requires the services of free-lance agents, who have suitable connections with users of mouldings; exclusive territory granted.—Write Box 4636. [6462]

SITUATIONS VACANT

TELEVISION and radio.

DEVELOPMENT engineers. ENGINEERS are required for senior and junior positions in the television and radio development departments of a well known manufacturer in the West London area.

APPLICANTS for senior positions should have academic qualifications and several years' development experience. Junior engineers are required to have either academic qualifications or development experience.

ALL the posts are permanent and carry the benefit of the firm's pension scheme. Generous salaries will be paid to engineers showing initiative and responsibility.

PLEASE write fully, in confidence, stating age, experience, etc., to Box 5117. [6548]

PYE TELECOMMUNICATIONS, Ltd., Ditton Works, Cambridge.

HAVE a number of vacancies for sales engineers, interesting work including systems planning for VHF multi-channel, Microwave TV Links and Aeradio, some vacancies cover survey and installation work in the field at home and abroad; excellent salary and prospects.—Apply in writing giving details and quoting ref. CET to the Personnel Manager. [6661]

SENIOR development engineer required for work on audio transistor equipment, previous experience essential; South-East London area; please write giving full details.—Box 5757. [6674]

Armstrong

QUALITY

RADIOGRAM CHASSIS

MODEL AF 105—£37




AM and FM Tuners and High Fidelity Amplifier on one compact chassis

- 10 valves. ● 10 watts push-pull amplifier with negative feed back.
- FM, Long, Medium and two Short wavebands.
- Frequency Range: 15-35,000 c.p.s. ± 1 dB.
- Independent and Continuously variable Bass and Treble Controls with visual setting indicators.
- Magic Eye Tuning.

MODEL PB 409

PRICE 28 GNS.



- 9 Valves. ● 6 watts push-pull output.
- Full VHF band (88-108 Mc/s) Plus Long, Medium and Short bands.
- Frequency Response within 2 dB 20-20,000 c.p.s. at 4 watts (double normal room volume).
- Independent Bass and Treble Controls.
- Quick-action "Piano Key" selectors.
- Magic Eye Tuning.

We shall be glad to give you a demonstration of these and other models in our range at our Warlters Road showrooms (open 9-6 p.m. Weekdays and Saturday). If you are unable to visit us please write for descriptive literature mentioning WIRELESS WORLD.

HIRE PURCHASE AND CREDIT facilities are available.

GUARANTEE: All our models are sold under full and unconditional money-back guarantee of satisfaction.

FREE TRIAL IN YOUR OWN HOME. Your money will be returned if for any reason you are not satisfied after 7 days' trial.

ARMSTRONG WIRELESS & TELEVISION CO. LTD.

Warlters Road, London, N.7.

Telephone: NORTH 3213

LONDON CENTRAL RADIO STORES

8to. P.M. SPEAKERS. 3 ohm. In good working order, 11/6.
 GYRO COMPASS TEST SET for flux gate compasses. Brand new and boxed. £10.
 SIMPSON OHMMETER. Moving coil. Two range 0-2,000 ohms, 0-20,000 ohms, size 3x5x2in. New and boxed. £11/5/-.
 EX-G.P.O. RELAYS. 600 ohm coil, 10 leaves. 4/6.
 A.C./D.C. VOLTMEETER. 0-160, 0-300 moving iron. 6in. scale. In case, with carrying handle. Size 7 1/2 x 4 1/4. £11/5/-.
 AVO VALVE TESTER. Roller panel type in wooden carrying case. Perfect order. £9/10/-.
 UNISELECTOR SWITCHES. Have many applications including automatic tuning, circuit selection, etc. Operates on 25-50 v. Full wipe 4-bank, double coils. 32/6. Half wipe 6-bank. 12/6.
 2 and 3-CORE CABLE. Heavy duty P.V.C. Suitable for lighting, outdoor use, etc. 9/8 per dozen yards.
 4 AND 6-CORE FLEXIBLE CABLE. P.V.C. covered for general wiring, etc., 8/8 per dozen yards.
 MIRROR GALVO'S. Instrument resistance, 190 ohm. External resistance 1,400 ohm. Sensitivity 2,900 M.M.A. In wooden transit box. Size 13x6x6. £3/10/-.
 CARBON HAND MIKE. Type No. 4. 8/6.
 MOVING COIL HAND MIKE. Type No. 7. 8/6.
 SINGLE FLARE RE-ENTRANT SPEAKERS. Bakelite 15 ohm impedance. Suitable for P.A. work and all outdoor functions. Size 18x18x12in. 30/-.
 TWIN FLARE SPEAKERS similar to above. Size 24x18x12in. 50/-.
 HIGH-SPEED ELECTRO-MAGNETIC COUNTERS. 25-50 v. D.C. working 500 ohm coil. 0-9,999. 18/6.
 SOUND POWERED BREAST MIKE and HEADSET. No batteries needed. Brand new and boxed. 12/6.
 HAND MARCHING COMPASSES. Magnetic type. Bakelite with luminous dial and reflector. Course setting ring. New and boxed. Size 3x2x1 1/2. 15/-.
 All prices include carriage.

23 LISLE ST. (GER. 2969) LONDON, W.C.2
 Closed Thursday 1 p.m. Open all day Saturday

PRECISION SHEET METALWORK

We specialise in manufacturing of Chassis in all metals, large or small quantities to your own specifications.

V. W. BEAMISH

Shardloes Garage, Shardloes Rd., New Cross London, S.E.14.

Telephone: TIDeway 4795

"DIPLOMA" HEADPHONES



Lightweight High Resistance (4,000 ohms). Complete with cord. 17/6

Ideal for CRYSTAL SETS
 The 'TYANA' Standard Soldering Iron



- Adjustable Bit.
- Weight approx. 4 oz.
- Heating time 3 min.
- 40 Watt economy Consumption.
- Standard Voltage Ranges.

16/9

Replacement Elements and Bits always available

KENROY LIMITED
 152/297 UPPER ST., ISLINGTON, LONDON, N.1

Telephone: CANonbury 4905-4663

SITUATIONS VACANT ELECTRONICS TRAINING.

THE Ministry of Supply is offering five-year apprenticeships in electronics to boys who will be between the ages of 16 and 17 1/2 years on September 1, 1957, and who wish to become qualified electronic technicians.

APPLICANTS should be in possession of, or be studying to obtain, by September 1, 1957:—
 (a) GENERAL Certificate of Education with passes at Ordinary Level in English Language, Mathematics and Physics (or other Science subject covering Physics) and one other subject.

(b) QUALIFICATIONS giving exemption from S.I. stage of the Ordinary National Certificate and have reached a corresponding standard in English Language.

APPLICATION forms and further particulars may be obtained from the Departmental Training Officer, Ministry of Supply, 66-72, Gower St., W.C.1. The closing date for receipt of completed application forms is Saturday, March 16, 1957. [6693]

FEDERAL Government of Nigeria

SENIOR Telecommunications Engineers.
POST A.—To be responsible to a Principal Telecommunications Engineer for all engineering activities of the Posts and Telegraphs Department in a district comprising two or more areas, including administration and control of engineering staff (African and European), telephone exchange systems (automatic and manual), 3 and 12 channel carrier systems on V.H.F. links, telegraph equipment and teleprinters, or to assist or deputise for the Principal Telecommunications Engineer at Territorial Headquarters.

POST B.—To be responsible to a Principal Telecommunications Engineer for the efficiency of all wireless communications including M.F., H.F. and V.H.F. installations in a major departmental territory and to plan and carry out major overhauls and reconstruction of wireless installation and minor development work.

PENSIONABLE appointments with salary of £1,920 p.a. gross on contract with salary of £2,244 p.a. gross plus contract gratuity of £37/10 for each three months' satisfactory service; free passages for officer and wife; an allowance of £75 p.a. for each of two children aged under 18 maintained outside Nigeria, and refund of up to the cost of two adult fares for children's passages once in each tour of duty, when the allowance would cease; quarters, if available, at low rental; generous leave.

CANDIDATES should be A.M.I.E.E. and have had not less than four years' responsible experience in telecommunications (radio engineering experience is necessary for Post B) or alternatively have held the rank of executive engineer for at last 2 years (for post B employed on wireless engineering) in the British Post Office.

WRITE Director of Recruitment, Colonial Office, London, S.W.1, giving age, qualifications and experience, quoting Post A or B. BCD 108/4/028. [6675]

HER MAJESTY'S Oversea Civil Service.

RADIO engineer—posts and Telegraphs Department, Fiji.

TO be responsible for the preparation of reports required by the International Frequency Registration Board and for overall control of staff in radio stations.

PENSIONABLE or contract appointment for 3-4 years' salary range £875-£1,411 p.a. year; disturbance allowance of £36-£54; free passages not exceeding 4 adult fares on first appointment and not more than 3 adult fares on leave, gratuity on completion of contract, quarters, if available, at reasonable rental, 4-5 days' leave for each completed month of resident service.

CANDIDATES must be A.M.I.E.E. and be thoroughly conversant with the installation, operation and maintenance of low powered H.F. and V.H.F. radio stations and have a sound knowledge of the International Radio Regulations and procedure regarding frequency registration.

WRITE Director of Recruitment, Colonial Office, London, S.W.1, giving age, qualifications and experience, quoting BCD 108/49/02. [6660]

RADIO Maintenance Technician required by

POLICE Department, Government of Northern Rhodesia, for one tour of 36 months in first instance; salary, according to age and experience, in scale £705 rising to £1,200 a year; free passages; liberal leave on full salary; candidates, preferably aged 25 to 30, must possess academic qualifications in mathematics and physics of matriculation standard, together with sound knowledge of installation and maintenance of modern low and medium powered V.H.F. state and mobile equipment, H.F. transmitters and receivers, petrol generators and diesel electric sets.—Write to the Crown Agents, 4, Millbank, London, S.W.1. State age, name in block letters, full qualifications and experience and quote M2C/41913/W.F. [6704]

CHIEF Engineer required, London area, to take charge of developing organization dealing with industrial electronic equipment, electronic components and printed circuits; this appointment demands an engineer with wide knowledge of industrial electronics; of manufacturing methods, both mass production and custom building; and with exceptional drive and organizing ability; age preferably 35 to 45; applications should give very full particulars of education and experience and will be treated in strict confidence.—Box 5690. [6663]

"AUTOMAT" CHARGERS and POWER PACKS

as supplied to Ministries, Airline Co.s, etc., up to 600 watts. Correct design, best materials and workmanship.
 Selenium rectifier stacks, 40 ma. to 10 amp., with or without transformers.



"AUTOMAT" SELF REGULATING CHARGERS "Expert" model as illus. for 6 v./12 v. 5 amps., using S.T.C. selenium rectifier, damp-proof, ultra reliable, wt. 16lb., for 215/245 v. A.C. £6/5/- (Carr. 4/6 extra. Order 12 months. Also our well-known 12 v. 3 amp. charger with protective ballast and glow indicator, 69/6, ditto, 6 v. 2 amp./12 v. 2 amp., 69/6, ditto, 12 v. 1 amp., 42/6, postage 1/10, wt. 8lb.

FOOLPROOF CHARGER KITS. Genuinely trouble free and ultra reliable. As sold for 11 years through "W.W." with full data sheet and instructions. No. 1 Kit. Westalite 3 amp. rectifier, 65 watt tapped, impregnated trans., ballast bulb, for 2 v., 6 v., 12 v. charger, all rectifier troubles eliminated, 46/-, p.p. 1/10. Handsome steel case, ready punched, louvered, enamelled, 12/6. No. 1A Kit. 3 a. rectifier, 65 watt trans., ballast rect. ammeter for 2 v., 6 v., 12 v., 3 a., 52/6, p.p. 1/10. No. 2 Kit. 12 v. 2 amp. rect., 45 watt trans., ballast/indicator bulb for 2 v., 6 v., 12 v. charger, 36/6. Case 12/6, p.p. 1/10. Wt. 8lb. with case. Minor Kit, 6 v. 2 amp., 32/-, p.p. 1/10, case 12/6 extra. Senior Model, for 6 v./12 v. at 4 to 5 amp., 12 v. 5 amp. S.T.C. rect., 85 watt trans., ballast bulb, 63/-, p.p. 2/-, Slider Kit, 120 watt trans., 14 v. 6 amp. large fanned type rect., slider res., high grade ammeter, wt. 17lb., for 6 v./12 v. charger, 24/13/-, carr. 4/-.

SELENIUM RECTIFIERS, new stock not surplus. 6 v., 1 a., 4/-, 2 a., 7/6, 4 a., 15/-, 12 v. 0.5 a., 5/-, 1 a., 7/6, 2 a., 9/6, all p.p. 6d. 12 v./14 v. 3 a., to 3.4 a., 15/6, 5 a., 27/-, Large fanned 6 a., 32/-, p.p. 10d. 24 v., 50 mA., 2/9, 24 v. 0.3 a., 9/-, 1.5 a., 15/-, 3 a., 27/-, 6 a., 42/-, 8 a., 62/-, all p.p. 10d. 50 v. 1 a., 24/-, 3 a., 47/-, 230 v. 1 a., 97/-, p.p. 1/8. H.T. rectifiers, 150 v. 90 mA. R.M.2. 3/4, 135 v. 30 mA. elim., 5/8, 250 v. 60 mA. 7/-, 250 v. 100 mA. bridge, 14/6. All p.p. 6d. Many other L.T. and H.T. types in stock.

CHAMPION PRODUCTS

43, Uplands Way, LONDON, N.21. Phone LAB 4457


FM and HI-FI COMPONENTS

In stock for the
WIRELESS WORLD FM TUNER UNIT circuits 1s. 6d.
DENCO FM TUNER " 2s. 0d.
RADIO CONSTRUCTOR FM " 2s. 0d.
MULLARD AMPLIFIERS " 3s. 6d.
G.E.C. 912 PLUS AMPLIFIER " 4s. 0d.
G.E.C. FM PLUS TUNER " 2s. 6d.

Separate price lists on request to

J. T. FILMER MAYPOLE ESTATE
 BEXLEY, KENT
 Tel.: Beesley Heath 7297

QUARTZ CRYSTAL UNITS



Type B7

The type B7 unit is mounted in the standard B7G valve envelope and is hermetically sealed and fully evacuated.

Available for the frequency ranges from 100 kc/s to 500 kc/s and from 3 Mc/s to 16 Mc/s. Gold electrodes applied by cathodic sputtering give permanence of calibration. Normal adjustment accuracy 0.01%, Max. adjustment accuracy 0.003%.

Early delivery can be given of some frequencies, and we will be pleased to quote for your specific requirements.

THE QUARTZ CRYSTAL Co. Ltd.

63-71, Kingston Road,
 NEW MALDEN, SURREY
 Telephone: MALden 0334
 Cables, etc.: QUARTZCO NEW MALDEN

GALPIN'S

ELECTRICAL STORES

408, HIGH STREET, LEWISHAM, S.E.13

Tel.: Lee Green 0309. Nr. Lewisham Hospital.

TERMS: CASH WITH ORDER
(No. O.O.D.)

All Goods sent on 7 days' approval against cash

MAINS TRANSFORMERS. Input 200/230 volts. OUTPUT 0/9/18 Volts at 3/4 amps. 25/- each; another output 12/10/12½ volts 2 amps., 25/- each; another suitable for soil heating, garage lighting, etc.; another 4 volts 20 amps. twice, 35/- each.

EX-GOVT. ROTARY CONVERTERS. 24 volts D.C. Input 50 volts 50 cycles. 1 phase at 450 watts. OUTPUT (complete with Step Up Transformer) from 50 volts to 230 volts, £13/10/- each or CONVERTOR only 29/10/- each.

EX-NAVAL ROTARY CONVERTERS 110 volts D.C. Input. Output 230 volts 50 cycles 1 phase 250 watts capable of 50 per cent. overload, in good condition, guaranteed weight approx. 110 lb., £13/10/- each.

SPARK COILS, fat spark on 4 to 6 volts, complete with trembler, 17/6, p.p. 1/6 each.

TOTE SWITCHES with operating gear, large 25/-, small 15/- each.

½ H.P. D.C. MOTORS, 110 volts, 3,000 r.p.m., new 35/-; starters to suit N.V.E., 25/-.

MAGSLIP MOTORS, 50 volts, A.C., large size, as new, 8/6, p.p. 1/6 each. Trans. Type, 15/-, p.p. 1/6.

IRON CLAD Safety Switches, 2 pole, D.P., D.T., 250 volts 60 amps., new, 18/6, p.p. 1/6 each.

D.C. MOTORS, 24 volts, large size 8/6, p.p. 1/- each.

ROTARY CONVERTORS, new, with all smoothing and control, input 28 volts D.C. Output 300 volts, 260 M/amps. 150 volts, 10 M/amps. and 14.5 volts, 5 amps. All outputs are D.C. 45/-, p.p. 2/6 each.

LARGE METER Movements, fairly low F.S.D. average 6 inch deflection, very high quality, 7/6, p.p. 1/6 each.

MOVING COIL Meters, all 2 to 3 inches dia., damaged cases or glasses, 3 for 10/-, guaranteed one sound meter, 6 for 18/-, two sound meters, no junk, all arc or suitable for M/A. meters.

MAINS TRANSFORMERS all 200/250 volts primaries (New) Heavy duty. Output combination of 0/8/12/18/24/30/36 volts 4/5 amps. 38/6 each. Ditto 6/8 amps., 51/6 each. Ditto 15 amps. output. 75/- each. Another combination of 0/8/12/18/24 volts 6/8 amps., 51/6 each. Ditto 10/12 amps., 53/6 each. Ditto 25/30 amps. output. 85/- each.

MEDIUM SPOT WELDER TRANSFORMERS. Input 200/250 volts, OUTPUT combination of 0/2/4/6/8/10/12 volts at 50/70 amps., 25/7/6 each. Ditto 120/150 amps. output. 28/10/- each.

ELECTRIC LIGHT OR POWER CREDIT METERS. 10 amp. load 25/-; 20 amp. load, 47/6; 30 amp. load, 57/6. Fully guaranteed, carriage paid.

PREPAYMENT METERS, 1/- slot, set at 2d. per unit, 10 amp. load, 24/2/6; 20 amp. load, 25/2/6. Carriage paid, fully guaranteed.

6d. SLOT ONLY PREPAYMENT METERS, 5 amp. load only, set at 4d. per unit 52/6 each. Carriage paid, fully guaranteed.

LARGE RANGE OF VOLT, AMP. AND MILLIAMPERE METERS, from 7/6 each to 50/- each, sizes from 2in. dia. up to 7in. dia. Please state requirements for price.

BREAST MICROPHONES, with mouthpiece, 6/-, P/P.

AUTO WOUND Voltage changer TRANSFORMERS. Tapped 0/110/200/230/250 volts 200 watts, 45/6 each; 350 watts, 57/6 each; 500 watts, 76/6 each; 1,000 watts, 28/5/- each; 2,000 watts, 211 each; 3,000 watts, £17/10/- each.

FILM PROJECTORS 35 mm., silent and sound, with lens 25/- without lens 23/. Buyer collects, other post. Please call. Good film for cutting, size 5 1/4 in. x 2 1/4 in., 7/6; 5 1/4 in. x 4 1/4 in., 12/6. Both post free.

EX-R.A.F. MORSE TAPPING KEYS. 5/- each.

Any TRANSFORMERS made to order within 7 days from date of order. Please ask for quote. Numerous other items in stock.

MAINS TRANSFORMERS. 110/250 volt input 300/0/300 volt 70/80 M/amps., 12 volt 1A, 4 volt 2A. Useful for Wireless, Model Trains, Chargers, etc., or as an 80-watt Auto Transformer 110/250 volts, 10/9 each. Guaranteed.

MORSE TAPE Recorders with motor or clock-work drive (NOT radio tape decks), D.C. motors only, 25 each, carriage 7/6.

MEGGAHS, large size, slight adjustment needed, 500 v. 23/10/-; 250 v., 22/10/- each, carriage 10/-.

Clients in Eire and Northern Ireland, please ask for quotation as to carriage charges. The above charges only apply to England.

SPLENDID ODD BARGAINS FOR VISITORS
OPEN ALL DAY SATURDAY
PLEASE PRINT YOUR NAME AND ADDRESS

SITUATIONS VACANT

AREA Engineers, Posts and Telegraphs Department Federation of Nigeria.

POST A.—In addition to planning and carrying out major overhauls of wireless installations an area engineer will also be required to take charge of all MF, HF and VHF (single and multi channel) wireless installations in a minor Departmental territory and be responsible to a Principal Telecommunications Engineer for the efficiency of all wireless communications in the territory.

POST B.—Will be in charge of all Posts and Telegraphs Department activities in an area, including control of staff, telephone exchange control systems (auto and manual) three and twelve channel carrier systems on open wire line, or VHF links and V/F telegraph equipment and teleprinters. He will also be responsible to a Senior Telecommunications Engineer for the maintenance of all telegraph and telephone services in his area.

APPOINTMENT is either pensionable in the salary range £1,458 to £1,680 or on contract in the salary range £1,728 to £1,962 plus a gratuity of £37 10s for each three months satisfactory service. Free first-class passages for the officer and his wife plus an allowance of £75 for each of two children maintained in the United Kingdom and refund of cost of children's passages to Nigeria to cost of two adult fares. Generous leave.

CANDIDATES must be A.M.I.E.E. and have not less than two years responsible experience in telecommunications (Wireless engineering experience is necessary for Post B). Executive Engineers in the G.P.O. or Assistant Engineers in the G.P.O. who are also A.M.I.E.E. will be considered.

WRITE Director of Recruitment, Colonial Office, Great Smith Street London, S.W.1, stating age, qualifications and experience, quoting Post A or B. BCD108/14/05. [6666]

ELECTRONIC Engineer to work on the design and development of electronic and transistor amplifiers for use in servo-mechanisms and computing circuits.

APPLICANTS should have had at least three years' experience of laboratory work on electronic circuits, and preferably those familiar with transistor techniques, but the company are prepared to train suitable applicants in this field, providing they have attained H.N.C. in Electronic Engineering.

ADVANCED rates of pay for competent men; canteen and medical services and sports and social facilities are available together with Service holiday and payment during illness arrangements, also pension provisions.

APPLICANTS can be considered for the tenancy of houses on the company's attractive estate. **APPLICATIONS** should be made in writing to the Personnel Manager, Kelvin and Hughes, Ltd., Winchester Rd., Basingstoke, Hants. [6666]

APPLICATIONS are invited from suitably qualified engineers for vacancies on the development staff engaged on telecommunication transmission. **ACTIVITIES** in this field are being expanded under the control of Dr. J. A. Pim, Ph.D., B.Sc., M.I.E.E., with special emphasis on work connected with:—

(a) **ELECTRONIC** circuits based on the use of transistors.

(b) **NETWORK** development including the design of filters and transformers. These vacancies offer opportunities for wide experience and advancement in a compact working group, experimenting with and applying the important new techniques. Senior and Junior positions are available. In both cases qualifications of Honours degree standard in Electrical Engineering, Mathematics or Physics are required but the actual possession of an Honours degree is not insisted upon. For senior grades a few years' additional practical experience in appropriate fields will be expected.

STARTING salaries are offered in accordance with age and experience from £50 upwards for senior engineers and from £300 upwards for assistant engineers. All are pensionable staff posts with good prospects.

AS the main works are in London the technical staff can participate in the activities of the professional institutions and attend a wide range of lectures and courses. There is a liberal pension scheme in operation and assistance with housing difficulties, if required, may be available in approved cases.

Excellent sport club and other facilities. **APPLICATIONS** giving a preliminary outline of qualifications should be sent to the Staff Officer, Ref. 744/59, Siemens Bros. & Co., Ltd., Woolwich, S.E.18. [6686]

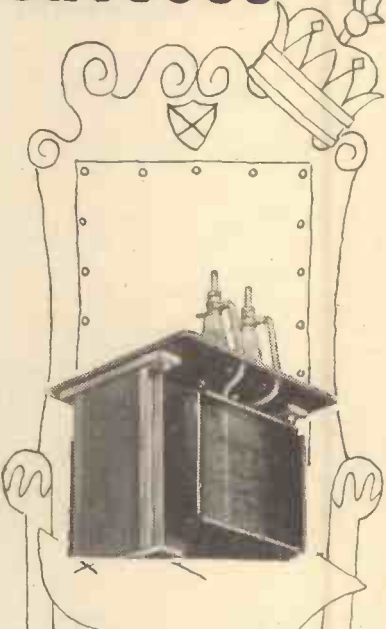
CHIEF Inspector required by manufacturers of Electronic Components (London). Suitable for Senior Electrical/Electronic Test Engineer wishing for wider scope.—Write Box 5810. [6689]

SIGNAL generator Homelab type 10, 100 kc/s, 100 mc/s, £6/10; Homelab TV pattern generator, type 4, £6; both as new.—Studley Electronics, 29, Studley Drive, Ilford, Essex. Ley. 6851. [6644]

TELEVISION Engineers, able to drive, remuneration, first-class salary and conditions.—Singer's, 211 Kilburn High Rd., N.W.6. [6222]

DRAUGHTSMEN required for interesting work in connection with layout and detailing small mechanical and electrical components, early prospects of promotion.—Write in first instance giving full details of experience and salary required to Thermionic Products, Ltd., Rythe, Southampton. [6672]

Crowned with success



Receiving numerous letters of praise for Savage Massicore Transformers has not made us self-satisfied, gratifying though these letters are. Even more pleasing is the success of the countless projects all over the world to which we have contributed with these well-designed reliable instruments. Each unit is the outcome of meticulous care at every stage of manufacture resulting in transformers of quite regal performance.

MASSICORE
SAVAGE TRANSFORMERS LTD.
NURSTEED RD., DEVIZES, WILTS
Tel.: Devizes 932.

SOLDERING ?



for 25 years
the best

25 watt instrument Model

A model for
every purpose

Leaflets on request from :

**W. T. HENLEY'S TELEGRAPH
WORKS CO. LTD.**
51-53 Hatton Garden,
London, E.C.1
Tel: CHAncery 6822

WHY WASTE TIME

Give that set its best chance
FIT QUALITY COMPONENTS
Catalogue 1/-
ALL POPULAR CIRCUITS

COVENTRY RADIO

Est. 1925
189, DUNSTABLE ROAD,
LUTON, BEDS.
Phone : Luton 2677

SITUATIONS VACANT
MALE Laboratory Assistant required for interesting work on acoustics research; ordinary national certificate or equivalent; housing available for London resident.—Apply Chief Chemist, Revetex, Ltd., Earlow, Essex. [6702]

JUNIOR engineer required by electronic instrument manufacturer for development work on specialized transformers and electronic control devices, Higher Nat. Cert. preferred, excellent opportunity in laboratory of progressive company.—Box 5780.

TECHNICAL assistant required by electronic instrument manufacturer to assist engineers in the development of transformers and electronic control devices, National Certificate or equivalent, excellent opportunity in laboratory of progressive company.—Box 5781.

AUDIO engineer required to join technical staff of leading recording company, thorough knowledge of audio techniques required; qualifications not essential.—Write fully stating age, experience, etc., to Chief Engineer, I.B.C., 25, Portland Place W.1. [6667]

MICHAEL RADIO, Ltd., Slough, Bucks, have vacancies from time to time for electronic engineers to be engaged on Government projects; those wishing to be considered are invited to write fully to the Chief Engineer, Equipment Division. [0198]

RADIO mechanic required at Stansted Airport, must be experienced and have good knowledge of aircraft radio equipment, hostel accommodation available.—Apply to Personnel Manager, Skyways, Ltd., Stansted Airport, Essex. [6653]

ELECTRICAL test engineer (senior) required by manufacturers of components for electronic equipment, should be interested in life testing and quality control, would also deal with supervision of inspection to Government specifications, London area.—Write Box 5681. [6662]

JUNIOR engineer required by well-known group of companies for patents and agreements department, a knowledge of electronics is essential but the work is varied and experience of patent procedure will be advantageous.—Write with information on training and experience to Box 5654. [6654]

THE Medical Research Council have a vacancy for an operator to be trained in the running of their 45in Cyclotron at Hammersmith Hospital; duties will include supervision of the production of radioactive isotopes on the cyclotron and co-operation with workers using the machine for medical and biological research. **CANDIDATES** must be adaptable and willing to learn cyclotron techniques; some knowledge of electronics, including R.F., is essential. **SALARY** according to age, experience and qualifications.

WRITE, stating age and giving full personal details, to the Senior Cyclotron Engineer, Medical Research Council, Hammersmith Hospital, Ducane Rd., W.12. [6682]

LIVINGSTON Laboratories, Limited, have vacancies in their laboratories for engineers of H.N.C. standard, aged 22-28. The positions offer unique experience in high grade British and American test instrumentation. Congenial working conditions and non-contributory pension scheme.

APPLY for appointment to the Chief Engineer, Livingston Laboratories, Limited, Retcar St., London, N.19. Tel. Arc. 6251. [6687]

THE Mullard Southampton Works have a number of openings for University Graduates in Physics, Chemistry, Electrical Engineering and Mechanical Engineering; these positions are on the research, development and production sides of these new works, which are concerned with the development and manufacture of transistors and other semi-conductor devices. The vacancies offer an excellent opportunity for suitably qualified young men and women to enter this expanding branch of the electronics industry; the commencing salaries paid will be based on qualifications and experience and it will be found that the Company operates a progressive salary policy and that its general conditions of employment are attractive.

PLEASE apply in writing to the Personnel Officer, Mullard Southampton Works, Millbrook Industrial Estate, Southampton, quoting reference GBK/S.20. [6664]

ELECTRONIC engineer to take charge of small laboratory developing and maintaining control equipment; excellent opportunity for young qualified engineer with ideas able to organize own department; salary according to qualifications and experience.—Apply: Gundy (Teddington), Ltd., Somerset Works, Elmtree Rd., Teddington, Middlesex. [6692]

ELECTRICAL, radio and radar mechanics and instrument makers required in department of aircraft electrical engineering for interesting work in the field of guided missiles; 5-day week; generous holiday allowance; staff superannuation and sick pay scheme.—Application forms from Chief Clerk, The College of Aeronautics, Cranfield, Bletchley, Bucks. [6703]

SENIOR Laboratory Technician (temporary in the first instance) required at Norwich Technical College, Knight's Hill, S.E.27, in Telecommunications Engineering and Radio dept. for maintenance of equipment and instruments, upkeep and supervision of laboratories, and stockkeeping. Salary scale £444 to £556, and to £669 with specified qualifications. Further particulars and application forms (returnable within 14 days) from the Secretary. [2358] [6665]

COMMUNICATIONS EQUIPMENT

WIRELESS SET 19 MK. III. Frequency 2-8 Mc/s., and 235 Mc/s. Antenna output 8 watts. Systems A.1, A.2, A.3. Power source 12 v. battery with operating equipment for mobile or ground use.

AMPLIFIER R.F. NO. 2. For use with Wireless Set NO. 19 Mk. III. Boosts antenna output to 30 watts.

WIRELESS SET X32D. Frequency 2-8 Mc/s in two switched bands. C.W. and frequency modulated and amplitude modulated R.T. Remote control facilities. Mobile or fixed station use. Power source 12 v. D.C.

WIRELESS SET 62 Mk. II. Frequency range 1.6-10 Mc/s. in two switched bands. Crystal controlled.

For mobile use. Systems A.1, A.2, A.3—with operating equipment. Power source 12 v. D.C.

CRYSTAL CALIBRATOR NO. 10. For use with Set 62.

MOBILE RADIO TELEPHONE. 70-90 Mc/s, complete with loudspeaker, hand microphone, etc.

HANDY TALKIE SCR-538. Frequency range 3.5-6 Mc/s. Complete with spare coils, etc.

TCS TRANSMITTER/RECEIVER STATIONS, complete. Frequency range 1,500 kc/s-12,000 kc/s. Output 10 watts phone, 25 watts C.W. All operating equipment including Remote Control with loudspeaker and choice of Dynamotor Supply (12 v., 24 v., or 115 v.)

AIRCRAFT RADIO COMPASS. Installation Type SCR269G. Frequency coverage 200 kc/s-1750 kc/s in three switched bands. Superhet communications receiver with compass circuit elements. Remote Control facilities and motor driven aerial loop complete with all operating accessories.

AIRBORNE VHF EQUIPMENT. ARC-1 multi-channel transmitter/receiver, complete. 100-156 Mc/s. ARC-3 10-channel transmitter/receiver complete, 100-156 Mc/s. MICROPHONE INSERT, G.P.O. Carbon, 2/6 each.

TELEGRAPH AND TELEPHONE EQUIPMENT. Field Telephone Sets types D.F.H. and L. Switchboards, universal call, 6-line and 10-line. Apparatus two-tone Telegraph. Carrier Terminals 1 + 1. Carrier Terminals 1 + 4. Apparatus V.F. 3-channel Duplex. Field Telephone Sets types D.F.H. and L. Switchboards, universal call, 6-line and 10-line. Prices and further details on request.

Transmitting valves, types 803, 805, 832. Magslips Hunter 3in. used, at 6/6 each. Morse Keys, totally enclosed, A.M. type, at 1/6 each. Aerial winches, Air Ministry type 5, at 2/6 each. Flexible Drives, 7ft. 6in. long.

ATTENUATOR ASSEMBLIES for "T" networks 21 steps vitreous wire wound Resistors.

R. GILFILLAN & CO. LTD.

7, HIGH ST., WORTHING, SUSSEX

Tel. Worthing 8719 and 3018L.

Cables 'GIL WORTHING.' Codes BENTLEY'S 2nd

LOUDSPEAKER CABINETS

For
GOODMANS W.B. G.E.C.
KELLY and JENSEN
STANDARD BASS REFLEX CABINETS
Demonstrations without Appointment

You can see your cabinet being made in our cabinet-making workshop

Cabinets made to order.

ARMSTRONG CHASSIS AND AMPLIFIERS
LOUDSPEAKERS

Open till 5.30 Saturdays.

A. DAVIES & CO. (Cabinet Makers)
3 Parkhill Place, off Parkhill Road, London, N.W.3. GULLIVER 5775.

Morse Code operating as a PROFESSION

The essential qualification of a Radio Officer at sea, in the air or ashore is **EXPERT MORSE OPERATING**. The Candler method of teaching Code is known the world over.

45 years of teaching Morse Code is proof of the efficiency of the Candler system.

Sent 2/6 stamp for Payment Plans and full details of all Courses.

THE CANDLER SYSTEM CO.
(55W) 52b ABINGDON ROAD, LONDON, W.8
Candler System Co., Denver, Colorado, U.S.A.

PULLIN
SERIES 100
TEST METER
AC/DC 10,000 V/V
21 RANGES
100µA to 1000 V
COMPLETE IN DIE-CAST CASE WITH TEST LEADS CLIPS AND PRODS FULLY GUARANTEED

Sent post free for £2.10.0 and nine further monthly payments of £1.4.6.
Cash price £12.7.6

FRITH RADIOCRAFT LTD
69-71 CHURCH GATE LEICESTER
2 & 28 HIGH ST NEWPORT PAGNELL Bucks

BAKERS 'Selhurst' RADIO

Demonstrating!

The full range "ULTRA
TWELVE"

20-25,000
c/s



Cone
Resonance
20 c/s

£17 . 10 . 0

Demonstrating!

The

BRADFORD PERFECT BAFFLE

(Patent Pending)



A radically new idea in speaker enclosures. All the BASS. No boom, resonances or distortion. COMPACT.

17" x 17" x 13½" : £16 . 10 . 0
24" x 17" x 13½" : £20 . 10 . 0

Demonstrating!

The GOODSSELL "Golden Range" with the ORTOFON Pick-Up, and the new WOOLLETT 4-speed Transcription Turntable.

Daily : 10 a.m.—5 p.m.
Saturdays : 10 a.m.—noon



LIMITED

Trade & Export enquiries to:—

JOHN LIONNET & COMPANY
(at above address)

17, Charing Cross Rd.
London, W.C.2.

Tel.: TRAFalgar 5575
(opp. Garrick Theatre)

SITUATIONS VACANT

MURPHY RADIO Ltd. have vacancies in the radio and television laboratories for senior and junior engineers; these posts offer excellent prospects of advancement.—Applications, giving full details of experience and qualifications, should be addressed initially to Personnel Department (R6), Murphy Radio, Ltd., Welwyn Garden City, Herts. [6568]

A. C. COSSOR, Ltd., require a technical sales engineer for radar duties; successful applicant will be based in North London but must be prepared to travel within the U.K. and overseas for Liaison duties; good general radio/radar technical background essential; operational and technical knowledge of Gee and airborne radar desirable; pension scheme.

WRITE, giving details of education, qualifications and experience, etc. to the Technical Director, A. C. Cossor, Ltd., Highbury Grove, London, N.5. [6683]

RADAR and radio experienced men with Higher National or C. & G. Certificates in electrical engineering and telecommunications wanted by a firm of consulting geophysicists: initial salary £660; permanent career offered to men of initiative prepared to accept responsibility and work in camp conditions in all parts of the world; liberal home leave and allowances.—Apply Box 4849. [0188]

ELECTRONIC engineers or physicists required for rapidly expanding research department: experience of pulse techniques or ultrasonics desirable but not essential; the work is varied and interesting and offers scope and opportunities for people with initial B.Sc. or H.N.C. standard.—Write, giving details of age, experience, salary required, etc. to Ultrasonoscope Co. (London), Ltd., Sudbourne Rd., London, S.W.2. [6451]

RADIO technicians required by International Aeradio, Ltd., for overseas service; permanent and pensionable positions; inclusive salary from £894 per annum to £1,373 per annum, tax free, according to marital status; free accommodation; kit allowance; free air fares; generous U.K. leave.—Qualified candidates, to whom replies only will be sent, please write, quoting RT to Personnel Officer, 40, Park St., W.1. [0262]

TECHNICAL writer required to assist in the preparations of commercial and service handbooks on electronic equipment; while a degree is not essential applicant must have a sound knowledge of radio and radar circuitry, and the ability to write clear and concise English.—Write, stating full details of qualifications, experience, age and salary required to Personnel Department, (E.28), Murphy Radio, Ltd., Welwyn Garden City, Herts. [6659]

ELECTRONIC INSTRUMENTS, Ltd., Richmond, Surrey, have a number of vacancies in their test room which offer the prospect of interesting future jobs in this rapidly expanding company, five-day week, pension scheme, staff club room; these vacancies will be filled immediately after Christmas, but application should be made now.—Please write to Electronic Instruments, Ltd., Lower Mortlake Rd., Richmond, Surrey, or 'Phone Richmond 5656. [6700]

RECORDING and cutting engineer; a recording and cutting engineer capable of working without supervision is required by a major recording company; duties will involve complete responsibility for the maintenance of all equipment both on the company's premises and on location and development work with the appropriate research departments.—Applications should be made in the candidate's handwriting, giving details of qualifications, past experience, and salaries earned and required, to Box 5366. [6594]


M.W.T. Installations. Vacancies exist in the Power Equipment and Installations Division of Marconi's Wireless Telegraph Co., Ltd., of Chelmsford for draughtsmen experienced in electrical installation planning, switchgear, power distribution and wiring. Radio knowledge is not essential. Applicants with rather more limited experience can also be considered for supplementary training. Please write, giving full details and quoting Ref. 2266, to Mr. J. G. Scott, Dept. C.P.E., Marconi House, 336/7, Strand, W.C.2. [6690]

MANAGER, accustomed to workshop servicing of radio and television receivers on a large scale; required for a factory in the London area; applicants should be aged 30-40 years with good technical knowledge and previous administrative experience; knowledge of production methods would be an asset; the position is with a manufacturer and the way to the successful applicant will be in the region of £1,000 p.a., supported by first-class superannuation and other benefits.—Write, giving details of education and experience to date, to Box 5845. [6699]

TRANSISTOR applications.—Three developing team engineers are required to join expanding company in the development of a number of interesting projects including low noise d.c. and wide band amplifiers, and high speed pulse circuits; applicants must be experienced in electronic circuit development, not necessarily including transistors; engineering or physics degree, H.N.C. or equivalent qualification is desirable. The posts offer considerable scope in a new and rapidly advancing field; starting salaries according to age and experience; contributory pension and life assurance fund; applications, which will be treated in strict confidence, should be addressed to The Personnel Manager, Ferrisdon Road Corporation, Gt. Cambridge Rd., Enfield, Middx. Ref. Quote B. 8980. [6682]

TUNERS

FM



FM81/Mk11

F.M. V.H.F. TUNER completely stable drift free tuning. Volume control. Tuning indicator, A.V.C. Sensitivity better than 4 μV for 20 db quieting. 21 gns. Tax paid.

AM



S6BS

A.M. 9-band all-wave tuner. 13 m.-570 m. Band spread, variable selectivity. Tuning indicator, Logging scale, delayed amplified A.V.C. Tropicalised. Sensitivity better than 2 μV for 250 mV output. £46/4/- tax paid.

FM/AM



S5/FM

FM/AM: World Wide A.M. in 2 ranges. S5E/FM 12.5 m.-37 m.; 35 m.-100 m.; 90 m.-250 m.; 190 m.-250 m. S5/FM: 10 m.-50 m.; 195 m.-550 m.; 880-2,000 m. Sensitivity better than 10 μV on all ranges. PLUS completely stable drift free VHF.FM. Sensitivity better than 8 μV for 20 db quieting. Tuning indicator on all bands AM and FM. £34/2/6 tax paid.

All tuners suitable for modern high quality amplifiers. Most tuners available with Escutcheons in Gold, Silver or Bronze

C. T. CHAPMAN (Reproducers) LTD

RILEY WORKS, RILEY STREET,
CHELSEA, S.W.10

FLAxman 4577/8

Export Enquiries Invited

SOUTHERN RADIO'S WIRELESS BARGAINS

TRANSCEIVERS. Type "38" (Walkie-Talkie). Complete with 5 valves. In metal carrying case. Ready for use. Less external attachments, 30/- per set. **ATTACHMENTS** for use with "38" **TRANSCEIVER HEADPHONES, 15/6**; **THROAT MICROPHONE** with Lead and Plug, 4/6; **JUNCTION BOX, 2/6**; **AERIAL, 2/6**.

TRANSCEIVERS. Type "18" Mark III. **TWO UNITS** (Receiver and Sender) contained in Metal Case. Complete with Six Valves, Microammeter, etc. **LESS EXTERNAL ATTACHMENTS, £4/10/-**.

TRANSMITTERS. T1154. Complete all valves, etc., etc. Perfect order. 3 frequencies. £2/7/6, in transit case. Delivered U.K.

BOMBIGHT COMPUTERS. Ex-R.A.F. **BRAND NEW.** A wealth of Components. **GYRO MOTORS, REV. COUNTERS, GEAR WHEELS,** etc., etc. Ideal for Model Makers, Experimenters, etc., £3.

LUBRA HOLE CUTTERS. Adjustable 3in. to 3 1/2in. For Metal, Wood, Plastic, etc., 7/-.

RESISTANCES. 100 ASSORTED USEFUL VALUES. Wire Ended, 12/6 per 100.

CONDENSERS. 100 ASSORTED. Mica, Metal Tubular, etc., 15/- per 100.

PLASTIC CASES. 1 1/2in. x 10 1/2in. Transparent. Ideal for Maps, Display, etc., 5/6.

STAR IDENTIFIERS. Type 1 A-N. Covers both Hemispheres. In case, 5/6.

CONTACTOR TIME SWITCHES. In sound-proof case. Clockwork movement. 2 impulses per sec. Thermostatic Control, 11/6.

REMOTE CONTACTORS, use with above, 7/6.

MORSE PRACTICE SET with Buzzer on Base, 6/9. Complete with Battery, 9/6.

MORSE TAPPERS. Std., 3/6; Midget, 2/9.

CRYSTAL MONITORS. Type 2. New in Transit Case. Less Valves, 8/-.

METERS AND AIRCRAFT INSTRUMENTS. Only need Adjustment or with broken Glass.

TWELVE INSTRUMENTS, including 3 brand new Aircraft Instruments, 35/- for 12. Postage or carr. extra. Full list of Radio Books, 2/6.

SOUTHERN RADIO SUPPLY LTD.
11 LITTLE NEWPORT STREET
LONDON, W.C.2. Gerrard 6653

SITUATIONS VACANT
OPPORTUNITY for senior electronic engineer. B.Sc. or equivalent, versatile and with design experience of commercial equipment; good salary.—Write Box 5684. [0173]

ELECTRONIC/Mechanical development engineer required for work on hearing aid research.—Please apply to Mr. Cohen, Ardenle, Ltd., 6-12, Minerva Rd., Acton, N.W.10. Tel. Elgar 3923. [6656]

JUNIOR development engineers and technicians are offered an opportunity to broaden their experience and scope to use their initiative in a newly-formed department primarily concerned with the development of electronic equipment for the Services; there are interesting positions for a number of grades of electronic engineers with or without experience in this field of development.—Those interested should write giving details of career to date to the Personnel Manager (REF. JE.), The General Electric Co., Ltd., Spon St., Coventry. [6657]

THE RANK ORGANISATION requires the services of a fully qualified electronic engineer to take charge of a laboratory in the London area where work on an interesting new development project is about to start; this will be a permanent appointment carrying a starting salary of £1,100-£1,300 according to experience and qualification; there is a contributory pension scheme.—Apply in writing giving a concise but complete account of training, qualifications and career so far to the Personnel Adviser, The Rank Organisation, 11, Belgrave Rd., S.W.1. [6673]

CHIEF Draughtsman required to take charge of medium-size drawing office of radio telecommunication manufacturers, situated in pleasant country town; applicants should be experienced in the electro mechanical design and development of electronic and communication equipment; experience of Ministry contract requirements would be an advantage; housing assistance if required; staff pension scheme; apply with full curriculum vitae, salary preference and approximate salary required to—Secretary, A.T. & E. (Bridgnorth), Ltd., Bridgnorth, Shropshire. [6665]

ESTIMATING—E. K. Cole, Ltd., Malmesbury, Wilts; vacancy for an estimator, company is engaged on electronic equipment, applicant should have had a wide experience in estimating this class of work and small quantity production, good practical shop training is considered essential and engineering apprenticeship desirable; good salary will be offered and there is a possibility of housing accommodation being available to suitable applicant; full welfare facilities and contributory pension scheme.—Please apply in writing with details of education, training and experience to Personnel Manager. [6658]

SELENIUM Rectifiers—Senior Executive required by expanding company in North Midlands area to direct research and production of selenium Rectifiers; a knowledge of Germanium and Silicon Rectification would be useful; this is an important appointment with a progressive organisation and offers exceptional opportunities to the successful applicant with suitable experience, initiative and energy.—Applications marked "Personal," to Managing Director, Box 5146, quoting details of education and training, qualifications, career, age and salary required; applications will be treated in strictest confidence. [6659]

THE WAYNE KERR LABORATORIES, Ltd., Special Products Division, Tolworth, Surrey, Surrey, invite applications from British born engineers for vacancies in a new department for testing resin cast components; applicants must have a sound knowledge of electronic theory, preference given to those with experience in any of the following fields would be an advantage: (a) High voltage apparatus, (b) pulse techniques, (c) environmental testing including stratospheric conditions, (d) photography; personnel about to leave H.M. Forces with experience of radar apparatus are also invited to apply. [6700]

PRACTICAL Electronic Engineers required for the maintenance of production test equipment used in the manufacture of radio components and various electrical products. A certain amount of design and construction is entailed together with the carrying out of routine electrical investigations and production trouble-shooting. Applicants should have a sound basic knowledge of electronic principles and the ability to work from circuit diagrams with the minimum of supervision. Servicing knowledge of radio and television an advantage. Practical experience of this type of work will be rated as highly as academic qualifications. Good salaries will be paid and a Pension Scheme is in operation.—Please reply in confidence, to Box 4641, quoting T.P.3 [6469]

HENRY WIGGIN & Co., Ltd., have a vacancy for a graduate in Physics or Electrical subjects with practical experience in the design or manufacture of valves or magnetic equipment.—The successful applicant will be employed in the Technical Service Section to advise on the selection of materials and to develop the sales of the company's high nickel alloys as used in the electronics industry in the United Kingdom and overseas. This is a particularly interesting position for a ambitious electronics engineer possessing initiative and keenness and some desire for travel, and who wishes to make a career in technical sales and administration.—Applications should be made to the Director and Sales Manager, Henry Wiggin & Co., Ltd., Wiggin St., Birmingham and marked Confidential. [6691]

BENSON'S BETTER BARGAINS

CERAMICONS. N750 k., 2.2, 5.6, 6.8, 10, 12, 15, 27, 33, 39, 47, 68, 100 pfs., 6d. each. **THROAT MICS.**, new, 2/6. **MIC. TRANS.**, small, 3/-. **BOXES**, with 18 toggle switches, 7/6. **BATTERIES.** new, 90, 45, 3, 1 1/2 volta, 6/-; 4 1/2 v. heavy duty, 2/6. **RED AERIALS.** 9 piece, new, 10/6. **BYG PIN STRAIGHTENERS.** 2/6. **BOB24A.** (SCR222). New condition, with 10 valves; 100/160 mc/s. Less trans. and relays, 45/- (incl. 5/-). **VALVES** at 5/6: 6C4, 6AG5, 9001, 9002, 92N7, 6AM6, EL91, VR99, VR102, 3A5, 128K7M, 12A6, 807E, KT39C, 128L7, EF54, 6AG7, T111, EC52, 6K7G7, 6SH7M, 6AC7, Pen46, at 4/-; EP50, RK34. **KEYS.** Morse, large, covered, 10/6; small 2/6. **SWITCHES.** knife, large DP00, 15/-. **COMMAND RXS.** Brand new, with valves. Med. wave 32/1.5 Mc/s. 97/6. 1.5-3.8 Mc/s., 55/-; BC454, 3-6 Mc/s., 45/- (post 8/-). **Condensers.** var. spindled, ceramic, 15, 25 or 60 pfs., 1/3; 75 pfs., 1/6; butyry 25 pfs., 1/6. **SPEAKERS.** new 8in., in round grey metal case, 27/6 (p.p. 3/-). **BXS.112/114** (TR1987), with 3/EF91, 2/EL91, 5 gang tuner, new, 37/6, less valve, 7/6. (Circuit 1/-). **MOTORS:** SYNCH. 230 v., geared to 1 r.p.m. Enal, new, 22/6; Synch. 100 v., 3,000 r.p.m., 10VA, 10/- **SUPPRESSORS.** radio interference, ex-A.M., 5/6 (post 2/-). **BRAND NEW RF.** 26, 27, 27/6 (postage 2/6); RF24, RF25, 10/6. **DYNAMOTORS** (post 3/-). 12 v. to 250 v. 65 mA., and 6.3 v. 2.5 A., 10/6. **EDDYSTONE.** 12 v. to 190 v. 75 mA., case, 15/-; 11 v. to 300 v. 200 mA., case, 15/- (carr. 8/6). **CLOCKWORK** Contactors, 2 impulses per sec., 8/6. U.S.A. type, small, 9/6. **EL392A.** 100/150 Mc/s., 13 valves used, good condition (damaged meters), 24 (carr. 10/-). **METAL RECTIFIERS:** 600 v. 30 mA., 6/-; 500 v. 500 mA., 10/6. 1,000 v. 30 mA., 7/6. **WAVER SWITCHES.** 1 pole 11 watt 2 bank, 6 P 2 W 4 B, 3/6; 2 P 4 W 2 B ceramic, 4/6; 3 P 3 W 3 B, 4 P 2 W, 4 P 2 W, 1 P 6 W 5 B, 2/6. **SPLITTERS.** 15 v., G.E.O., D.P. switch, 4 fuse, new, 15/6. **IF AMPLIFIER** 178. 13.0 mc/s., with valves, 15/6 (postage 2/6) each. **RELAYS.** 6 v. 2 break, 1/6. **L.F.T.'S** 10/13 mc/s., canned, new, 1/3. **R1155** Colpacks, new, 12/6. **Used, 9/6.** **CHOKES** L.F. Ferranti, 10H, 120 mA., Screened, 7/6. 10H, 200 mA., 8/6; 5H, 200 mA., 5/6. **HEADPHONES.** L.R. super lightweight HS 30B, 17/6. **VIBRAPACKS.** 12 v. to 150 v. 30 mA. smoothed, filtered, 15/6; 2 v. to 480 v. and 150 v. (dual-vibrator), smoothed, filtered, 30/- (post, each 3/-). **G.P.O. HAND GENERATORS.** 5/6; underdome bells to match 3/6; Handsets, 10/6. List and enquiries. S.A.E. please! Term: G.W.O. Postage extra. Immediate despatch.

Callers and post: **W. A. BENSON (WW),** 136, Rathbone Road, Liverpool, 15. SEF 6853. Callers: **SUPERADIO (W'chapel) LTD.,** 116, Whitechapel, Liverpool, 2. ROY 1130

PURCHASE, HIRE OR HIRE-PURCHASE

VORTEXION Tape Recorders and P.A. Equipment, etc. also Recordings—Tape to Tape/Disc Service

GRIFFITHS HANSEN (Recordings) LTD.
32-33, GOSFIELD STREET, LONDON, W.1
Phones: MUSeum 2771/0642

This Month's Offers

ATTENUATORS. Variable 1 db to 80 db accuracy 0.1 of a db reconditioned, laboratory tested and as new. Ideal for Audio and carrier frequency measurements. £12/10/-.

400 CYCLE 3-PHASE INVERTORS. 115 v.a., 115 volts from 24 volts D.C. input. Dual output type, 115 volts, 750 V.A., 3 ph., 400 cps. and 24/26 volts, 250 v.a. S.P., 400 cps. from 28 volts D.C. input. 115 volts 2.4 K.V.A., 400 cycles, S.P. with control panel from 28 volt D.C. input. Few also without control panel.

PRECISION TEMPERATURE CONTROL OVENS for quartz crystals 230 v. 50 cps. S.P. give stability with suitable crystals of two parts in a million, fitted thermostat and thermometer. Temperature adjustable 40/60 degrees cent. Lab. tested, as new and guaranteed.

ELECTRICITY FROM THE WIND. 60 watt geared generator shunt wound totally enclosed, 12 volts, 5 amps. D.C., with control box, fitted cutout and smoothing unit, wired and connected 70/1 gearing to give final output at 60 r.p.m. Ideal for wind chargers if suitable prop. is fitted.

CONDENSERS. 2.25 mfd., 5,000 volts by leading maker, 4 mfd. 400 volts, 2/-, 20/- doz., post 2/-; 8 mfd., 400 v., 4/6, post 1/-.

220 VOLT D.C. STARTERS by Watford. 1-3 K.W. auto type with no volt and overload.

Leslie Dixon & Co.
Dept. A, 214 Queenstown Road, London, S.W.8
Telephone: MACaulay 2159

neo'-MAINTEST

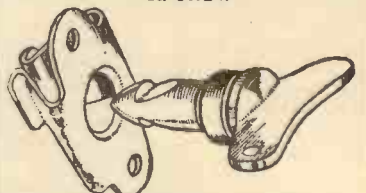
100/700V AC/DC

SEARCH LEAD TEST PROD 7/6

THE PERFECT FAULT FINDER

NEO ELECTRICAL INDUSTRIES LTD
MANCHESTER 4

ODDIE FASTENERS
Pat. 507249



THIS FASTENER WITH ENDLESS APPLICATIONS—SIMPLE—POSITIVE. SELF-LOCKING. MADE IN A VARIETY OF TYPES AND SIZES. SPECIAL FASTENERS TO SUIT CUSTOMERS' REQUIREMENTS. WIDELY USED IN THE RADIO INDUSTRY.

Illustrated brochure and other information will be gladly sent on request.
DEPT. "W.W."

Oddie, Bradbury & Cull Ltd., Southampton
Tel.: 55883 Cables: Fasteners, Southampton

DEPENDABLE RADIO SUPPLIES LTD

12a TOTTENHAM ST., LONDON, W.1
 near Goudge Street Station
 (opposite Meales)
 Phone—LANGHAM 7391-2
 Hours of business 9-6

POST OFFICE RELAYS, TYPE 3,000

Built to Your Specification.

Prototypes—7-14 days. Prompt delivery and quotations. We also supply all component parts which are manufactured to Post Office standard.

ALWAYS IN STOCK—2, 4 & 6 changeovers, fitted to any coil, delivery ex stock. **CHANGEOVERS**—can be used as makes and breaks if required to meet any urgent requirements.

BRAND NEW RELAYS IN STOCK AT THE MOMENT—ALL EX. GOVERNMENT AS FOLLOWS:—

Coil Resistance

6.4	2M
100	3M, I.M.P.
100	3M
100	4B.P
100	2C.
200	1 1/2 in. H.S.
200	1 1/2 in. H.S.
200	4C.
200	I.C.P.
200+200	4C.
300	2M, IC, I.C.P.
300	1 1/2 in. T.S.
310	1 in. T.S.
335	1 1/2 in. H.S.
500	Adjustable Residual
500	Anode trip relay
500	2M, 2C.
500	2M.
500	1B.T., 3M.T.
500	2K.
500	1 B.P., IB.
500	4C.P.
500	4M.T.
500	4C.
500+500	1M, I.M.P.
500+500	3M, 3B.
765	I.M.P.
1,000	2C.H.N.
1,000	3M, 2C.
1,000	2M, H.V.
1,000	3C.P., 3K.P.
1,000	2M, IB, IC.
1,000	2C.P.
1,000	2B, 2M.
1,000	3M.T.
1,000	1B, IM.
1,000	1M, IB.
2,000	2M.T.
2,000	I.M.P.
2,000	2C.
4,000	2M.
6,500	IC.
20,000	6C.

600 TYPE ALSO IN STOCK.

Prices on application.

SIEMENS HIGH SPEED RELAYS.

250 ohm. double coil. Price 8/6 each.

For orders under £2 please send postage.



HEAD-PHONES DLR No. 2

Low Res. Balanced Armatures.
 10/6 per pair.
 P. & P. 1/6.

SPECIAL OFFER

D.L.R. No. 5 BALANCE ARMATURE INSETS. Brand new. Price 3/6 each or £2 per doz.

These can be put to many uses, i.e., microphones, intercom., etc.

SITUATIONS VACANT

SIGNALS Officers (Inspectors of Police, Grade D), required by Kenya Government, for 2 years on probation for permanent employment, commencing salary according to experience in scale (including inducement pay), £753 rising to £1,095 a year, outfit allowances £40, free uniform, separation allowance payable to married men under certain conditions, free passages, liberal leave on full salary after tour of 30-45 months, candidates, preferably unmarried, aged 25-35 should be at least 5ft 7 1/2 in without footwear, intelligent and of good physical strength and development, must be of good education with normal vision and hearing without aids, candidates must have at least 4 years' experience of telecommunications work with a radio firm, Government Dept. or H.M. Forces, knowledge of diesel and/or petrol electric sets an advantage. Write to the Crown Agents, 4, Millbank London, S.W.1. State age, name in block letters, full qualifications and experience and quote M1/45197/WF. [6655]

SENIOR Scientific and Scientific Officers, Experimental and Asst. Experimental Officers, required at Government Communications HQ, Cheltenham, for telecommunications and electronic research in following fields: VHF receiver design and microwave techniques; propagation trials; applications of semi-conducting devices; high speed electronic switching; data storage and handling; computer programming; and operational research. Candidates must normally be natural born British citizens of natural born British parents. For S.S.O./S.O. 1st or 2nd class hon. degree in physics, mathematics or engineering or equiv. at least 3 years' post-graduate experience for S.S.O. For E.O./A.E.O., Pass Degree, H.N.C. or near equiv. Salaries for men (provincial rates) S.S.O. £1,075-£1,265. S.O. £565-£995 (according to age and qualis.). E.O. £875-£1,075. A.E.O. £350-£755 (according to age). Appointments unestablished but opportunities to compete for established posts.—Forms from M.L.N.S., Technical and Scientific Register (K), 26, King Street, London, S.W.1, quoting A 4167/6A.

BRITISH OVERSEAS AIRWAYS CORPORATION have vacancies for radio instructors for the instruction of all grades of staff on the maintenance and overhaul of current radio, radar and allied equipment and in preparation for the Aircraft Radio Engineers Licences class "A" and "B" with radar ratings. Duties will include the preparation of technical manuals which will involve liaison with manufacturers' design staff at the prototype or production stage of the equipment. Applicants should have City and Guilds Final Certificate in Telecommunications or equivalent qualification; experience of the operation, maintenance and overhaul of aircraft radio, radar and electronic systems; real ability to express themselves clearly on technical subjects preferably with previous experience as teacher of technical subjects. The salary for these posts will be in the scale £920-£1,190 per annum. In the event of an applicant not having the full qualifications required but who is otherwise suitable, appointment initially in the scale £852 10s-£1,032 10s per annum may be considered. Generous Staff Pension and Insurance Scheme, sick pay and holiday entitlements; excellent sports and social facilities. Applications should be addressed to Ass't. Staff Manager (Appointments) Recruitment Centre, B.O.A.C., London Airport. [6669]

SITUATIONS WANTED

INSTRUMENT Maker, able to work with hand and machine tools to fine limits from rough drawings and own designs for prototype and research work, seeks situation as above; production work not considered.—Box 5794. [6684]

EXECUTIVE engineer in top level management post seeks change to similar position with company of repute in the electronic or closely allied industry; experienced in industrial applications, development, sales, works methods. M.o.S. contract procedure and complete management; enquiries please from directors and top-level management.—Box 5597. [6646]

TECHNICAL TRAINING

LEARN it as you do it—we provide practical equipment combined with instruction in radio, television, electronics, mechanics, chemistry, photography, etc.—Write for full details to E.M.I. Institutes, Dept. WW47, London, W.4. [0006]

CITY and Guilds (Electrical, etc.) on "No Pass—No Fee" terms, over 95% successes.—For full details of modern courses in all branches of Electrical Technology send for our 144-page handbook, free and post free, E.I.E.T. (Dept. 398A), 29, Wright's Lane, London, W.8. [0117]

TUITION

NOTHING succeeds like success! What we have done a thousand times we can do again for you—see the B.N.R.S. advt. page 72. [C172]

WIRELESS operating; attendance and postal courses.—Stamp for reply to Manager, The Wireless School, Manor Gdns., London, N.7. [0104]

FULL-TIME courses for P.M.G. Certs., C.G.L.I., Telecommunications, Radar Maintenance Cert. and B.Sc. (Eng.); prospectus free.—Technical College, Hull. [0111]

WIRELESS—See the world as a radio officer in the Merchant Navy; short training period; low fees, scholarships, etc., available; boarding and day students; stamp for prospectus.—Wireless College, Colwyn Bay. [0018]

TELE-RADIO (1943) LTD.

SERVE THE WORLD

● Amplifiers, Motors, Speakers, Pick-ups, Tape-Recorders by the foremost makers, and Components and Accessories

STEEL METER CASES WITH ALUMINIUM PANEL, SLOPING FRONT

4in. x 4in. x 4in.	8/6
5in. x 5in. x 8in.	13/6
6in. x 8in. x 12in.	22/6

SMALL STEEL TEST METER CASES WITH ALUMINIUM PANEL

4in. x 4in. x 2 1/2 in.	6/-
6in. x 4in. x 3in.	8/-
8in. x 6in. x 3in.	10/-
10in. x 6in. x 2 1/2 in.	12/-

STANDARD STEEL CASES WITH ALUMINIUM PANEL

10in. x 7in. x 7in.	22/6	16in. x 9in. x 8in.	45/-
12in. x 7in. x 7in.	28/6	16in. x 11in. x 8in.	51/6
14in. x 7in. x 7in.	32/6	19in. x 11in. x 10in.	58/-
14in. x 9in. x 8in.	41/6		

18 S.W.G. ALUMINIUM CHASSIS

6in. x 3in. x 2in.	5/9	12in. x 8in. x 2 1/2 in.	9/6
8in. x 4in. x 2in.	6/3	14in. x 5in. x 2 1/2 in.	9/6
8in. x 6in. x 2 1/2 in.	7/6	14in. x 8in. x 2 1/2 in.	10/6
10in. x 6in. x 2 1/2 in.	8/3	14in. x 10in. x 2 1/2 in.	11/-
12in. x 6in. x 2 1/2 in.	8/6	17in. x 10in. x 2 1/2 in.	12/6

18 S.W.G. STEEL CHASSIS

14in. x 8in. x 2 1/2 in.	9/8	17in. x 10in. x 2in.	11/3
14in. x 10in. x 2 1/2 in.	10/3	17in. x 10in. x 3in.	12/6

FULLY DRILLED CHASSIS FOR WILLIAMSON-AMPLIFIER, Finished Old Gold 27/6
G.E.C. OSRAM 912 AMPLIFIER DRILLED CHASSIS, Aluminium 21/-
G.E.C. OSRAM 912 FRONT PANEL 14/6

T.R. MASTERLINK

A quality Tape Pre-amplifier Unit for use between standard tape decks and the best audio-amplifiers. With 3-speed play-back equalisation, erase and adjustable bias, metering of signal and bias voltage, oscillator cut-out, D.C. solenoid supply, etc. Also included—input matching, separate power supply unit, frequency response—1 db from 30 to 20,000 c/s plus 6 db pre-emphasis at 5 kc/s. Fully detailed leaflet on request. **TRADE ENQUIRIES INVITED. 27 Gns.**

TSL TWEETER LPH.65	£1 19 6
0-30 M/A METER	7 6
UNIVERSAL AVO MINOR with 22 ranges..	£10 10 0
ADVANCE E2 SIGNAL GENERATOR, 100 kc/s to 100 mc/s in 8 ranges..	£32 10 0
COLVERN ZE 15 WATT PRECISION POTS	8 6
T.R. WILLIAMSON KIT to spec.	£25 0 0
CROSS-OVER INDUCTANCES, 4 m/H pot core, Lintz wound, per pair	15 0
WEARLEDALE SFB3 SPEAKER	£39 10 0
COLLARO TAPE DECK	£20 0 0
GILSON TRANSISTOR TRANSFORMERS, all types, each	£1 0 0

BELLING & LEE PLUGS AND SOCKETS, T.O.C. CONDENSERS, RESISTORS BY LEADING MAKERS, TEST EQUIPMENT, TRANSFORMERS, BOOKS, etc.

THE T.R. CATALOGUE

"A shop by your bedside," 56 pages crammed with detailed information. Generously illustrated. Covers the whole range of audio electronics. 1/3 post paid.

- Open all day Saturdays.
- A few minutes from Marble Arch.
- Goods sent off where possible on day of order arriving.
- C.W.O. or C.O.D. Carriage extra at cost.

TELE-RADIO (1943) LTD., 189, EDGWARE RD., W.2

(Our only Address)
 Phone: PADddington 4455-6

TUITION
A.M.I.Meoh.E., A.M.Brit.I.R.E., City and Guilds, etc. on "No Pass—No Fee" terms, over 95% successes—on details of Exams and courses in all branches of Engineering, Building, etc., write for 144-page Handbook—Free: B.I.E.T. (Dept. 387B), 29, Wright's Lane, London, W.8. [0118]

TV & Radio—A.M.Brit.I.R.E., City & Guilds, R.T.E.B. Cert., etc. on "No Pass—No Fee" terms; over 95% successes—Details of Exams. and Home Training Courses in all branches of Radio and T.V. write for 144-page Handbook—Free, B.I.E.T. (Dept. 397A), 29, Wright's Lane, London, W.8. [0116]

FREE! Brochure giving details of Home Study Training in radio television and all branches of electronics. Courses for the hobby enthusiast, or for those aiming at the A.M.Brit.I.R.E., City and Guilds, R.T.E.B., and other professional examinations. Train with the College operated by Britain's largest electronics organization; moderate fees.—Write to E.M.I. Institutes, Dept. WW28, London, W.4. [0179]

WIRELESS telegraphy—Merchant Navy offers to youths 16 upwards after qualification, lucrative positions as radio officers.—Apply British School of Telegraphy, 179, Clapham Rd., S.W.9. (Est. 1906.) Recognised by Ministry of Education, moderate fees, modern equipment, day and evening tuition, also postal courses in theory of wireless telegraphy for P.M.G. Certs. and Amateur Transmitting Licence. [0124]

COURSES in Electronics, covering practical and theoretical aspects, basic principles, industrial applications, electronic apparatus, etc. Also courses in Radio and TV Engineering and Frequency Modulation. Guaranteed coaching for Brit.I.R.E., City & Guilds, etc. Study at home under highly qualified tutors. Write for free book: International Correspondence Schools, Ltd., Dept. CL42, Kingsway, London, W.C.2. [0033]

NEW 4TH EDN.

REFERENCE DATA for RADIO ENGINEERS,

by I. T. & T. Corp. 50s. Postage 1/3.

- Fixed Capacitors by G. W. A. Dummer. Vol. 3. 45s. Postage 1/-
- Vacuum-Tube Circuits and Transistors by L. B. Arguimbau. 82s. Postage 1/-
- Transistor Techniques Gernsback Library 12s. Postage 6d.
- High Fidelity Circuit Design by N. Crowhurst & G. F. Cooper. 48s. Postage 1/3
- Improve Your Reception by J. Cura & L. Stanley. 5s. Postage 4d.
- High Fidelity by G. A. Briggs. 12s. 6d. Postage 9d.
- Electronic Computers by T. E. Ivall. 25s. Postage 9d.
- Radio Valve Data Compiled by "Wireless World." 4s. 6d. Postage 6d.

THE MODERN BOOK CO.

Britain's Largest Stockists of British and American Technical Books.

Write or call for our catalogue

19-23 PRAED STREET LONDON, W.2

Phone: PADdington 4185
 Open 6 days 9—6 p.m.

TECHNICAL ASSISTANT

with O.N.C. or H.N.C. required for work on the development of electronic amplifiers, stabilisers and oscillators in connection with research on new techniques in spectroscopy.

Apply, quoting reference 'L.7', to:—

The Personnel Manager, Metropolitan-Vickers Electrical Co., Ltd., Trafford Park, Manchester 17

BRASS, COPPER, DURAL, ALUMINIUM, BRONZE

ROD, BAR, SHEET, TUBE, STRIP, WIRE
 3,000 STANDARD STOCK SIZES
 No Quantity too Small. List on Application.

H. ROLLET & Co. Ltd.
 6 Chesham Place, S.W.1. SLOane 3463
 ALSO AT LIVERPOOL, BIRMINGHAM, MANCHESTER, LEEDS

BK PARTNERS LTD.

for specialised loudspeaker enclosures and high quality audio equipment.

229, REGENT STREET, LONDON, W.1.
 (Entrance Hanover St.) Phone: REG 7363



SIFAM ELECTRICAL INSTRUMENT CO. LTD.
 LEIGH COURT - TORQUAY - Telephone 4547/8

TUITION
INCORPORATED Practical Radio Engineers' home study courses of radio and TV engineering are recognized by the trade as outstanding and authoritative. Moderate fees to a limited number of students only. Syllabus of Instructional Text is free. "The Practical Radio Engineer" journal, sample copy, 2/-; 6,000 Alignment Peaks for Superhets, 5/9.—Membership and entry conditions booklet, 1/-, all post free from the Secretary, I.P.R.E., 20, Fairfield Rd., London, N.8. [0088]

SALES every Thursday at 11 a.m.
AUCTIONS
EASTERN Auction Mart, Ltd.
 TELEVISIONS, radios, fridges, wash/machines, etc. etc.
 ENTRIES accepted working or not. 15% commission on lots sold (min. 10/-). No sale no charge.
 WE collect in Greater London area.
 WHITEHORSE Lane, Mile End Rd., Stepney, E.1.
 STEPNEY Green 3993, 3296, 1033. [6697]

BOOKS, INSTRUCTIONS, ETC.
TELECOMMUNICATIONS Principles 1 and 2 in m.k.s. units, equivalent to two complete correspondence courses for these O and G exams. 100 worked, 100 unworked examples, price 10/6; also "Radio Reference," covers basic D.C. and A.C. theory, valves, transistors, oscillators, R.F., A.F. and power amplifiers, detectors, receivers, transmitters, F.M., V.H.F., aerial arrays, sound, test equipment, constructional techniques, 180,000 words, 588 figs., price 25/-.—W. Clarke Riddiford, 384, Tilehurst Rd., Reading. [6325]

BOOKS WANTED
WIRELESS Worlds urgently wanted to complete years: March 1949—March, April, June to October and December 1953; February, March, May to October and December 1954; and February 1955. Also Indexes—r949, 1950, 1952 and 1953.—Please write G. R. Felsler, 142, Phillip St., Sydney, Australia. [6668]



3-VALVE QUALITY AMPLIFIERS
 Suit modern crystal P.U.s; for 200-250 v. A.C.; neg. feedback, volume and tone controls; new Components and PLAYING TESTED.
 B7g £4/7/6, INT. OCTAL £4/2/6, B9A £4/12/6. Carr. 3/6 all types.
 E.K.E. 47, Arksey Lane, Bentley, Doncaster.

WANTED
B. C. 312 | B. C. 610E
UNMODIFIED | TRANSMITTERS
RECEIVERS

FREQUENCY METERS 221
 We will pay **Top Cash Prices** for sets in good condition.

P.C.A. Radio
Beavor Lane, Hammersmith, W.6
 RIVerside 8006

A MAST PROBLEM? Skymasts

Excellence in design..

Specialists in Sub-miniature Telecommunication Components.



STAND OFF INSULATOR

For 1500 volt working. Overall height 1.1". Over chassis .86". Silver plated spill .35". 6BA hexagon stud chromium plated.

(Illustrations approximately actual size)

MINITRIMMER

Standard maximum capacities up to 13pF. Voltage 500 DC. Base $\frac{3}{8}$ " square with fixing centres for 10 BA $\frac{1}{4}$ " apart.



Details from:—

OXLEY
DEVELOPMENTS CO. LTD.
ULVERSTON, NORTH LANC'S
Tel: ULVERSTON 3306

CATALOGUE FOR 1956

L/P

& HANDBOOK

— 1957

R
E
C
O
R
D

L
I
B
R
A
R
Y

- The only comprehensive *selective* catalogue of Classical L/P Records—listing only recordings recommended by the Critics.
- Nearly 3000 discs listed (as already available to Library members).

Also selections on:—

- The care of Long Playing Records.
- The Reproduction of Long Playing Records.
- A Basis for a Record Collection (100 Recommended L/Ps)
- FULL DETAILS OF LIBRARY MEMBERSHIP

POST 3/- FREE FROM

THE LP RECORD LIBRARY
SQUIRES GATE STATION APPROACH, BLACKPOOL, LANC'S.

CLASSIFIED ADVERTISEMENTS

Use this Form for your Sales and Wants

To "Wireless World" Classified Advertisement Dept., Dorset House, Stamford Street, London, S.E.1

PLEASE INSERT THE ADVERTISEMENT INDICATED ON FORM BELOW

- RATE : 7/- for TWO LINES. 3/6 every Additional Line. Average six words per line.
- Name and address to be included in charge if used in advertisement.
- Box No. Allow two words, plus 1/-.
- Cheques, etc., payable to Iliffe & Sons Ltd., and crossed "& Co."
- Press Day, Thursday January 31st or March 1957 issue.

NAME

ADDRESS

.....

REMITTANCE VALUE..... ENCLOSED

Please write in block letters with ball pen or pencil.

NUMBER OF INSERTIONS

INDEX TO ADVERTISERS

	Page		Page		Page
Abix (Metal Industries), Ltd.	52	Galpins	159	Quartz Crystal Co., Ltd.	158
Acoustical Mfg. Co., Ltd.	44	Garrard Engineering & Mfg. Co., Ltd.	22		
Acola Products, Ltd.	44	Geac Eros, Radio, Ltd.	138		
Advance Components, Ltd.	31	General Electric Co., Ltd.	25		
Aircraft-Marine Products (Great Britain), Ltd.	43	Gifflian, R., & Co., Ltd.	160	Radio & TV Components (Acton), Ltd.	143
Alrmec, Ltd.	63, 84	Glison, R. F., Ltd.	157	Radio Component Specialists	132
Alpha Radio Supply Co., The	137, 144	Glaser, L., & Co.	150	Radio Corporation of America	55
Altham Radio Co.	84	Glover, W. T., & Co., Ltd.	62	Radio Ham Shack, Ltd.	146
Ambassador Radio & Television, Ltd.	80	Golding Mfg. Co., Ltd.	77	Radio Resistor Co., Ltd. The	27
Amplex Appliances (Kent), Ltd.	116	Goodmans Industries, Ltd.	49	Radio Servicing Co.	64
Anders Electronics, Ltd.	80	Grampian Reproducers, Ltd.	40, 83	Radiospares, Ltd.	138
Antiferre, Ltd.	13	Gray, Arthur, Ltd.	82	Radio Supply Co. (Leeds), Ltd.	130, 151
Appointments Vacant	142, 150, 152, 153, 154	Grayslaw Instruments	136	RCA Great Britain, Ltd.	26
Arcoelectric Switches, Ltd.	38	Griffiths Hansen (Recordings), Ltd.	162	Reliance Mfg. Co. (Southwark), Ltd.	156
Ariel Sound, Ltd.	144	Grundig (Gt. Britain), Ltd.	110	Reproducers & Amplifiers, Ltd.	57
Armstrong Wireless & Television Co., Ltd.	60, 157			Rogers Developments (Electronics), Ltd.	62
Ashdowns, Ltd.	77	Hall Electric, Ltd.	28	Rollet, H. & Co., Ltd.	164
Ashworth, H.	116	Hanney, L. F.	144		
Aspen, W. S.	144	Harris, P.	156		
Automatic Coil Winder & Electrical Equipment Co., Ltd. The	7	Hartley, H. A., Co., Ltd.	44		
Autonet (Production), Ltd.	1	Hatter & Davis	142		
A.W.F. Radio Products, Ltd.	146	Henley's, W. T., Telegraph Works Co., Ltd.	160		
		Henry's (Radio), Ltd.	135	Salford Electrical Instruments, Ltd.	40
Beam-Echo, Ltd.	96	Hivac, Ltd.	38, 78	Samsons Surplus Stores	140
Beamish, V. W.	158	H.P. Radio Services, Ltd.	74	Savage Transformers, Ltd.	159
Belclere Transformers	104	Hungarian Relief Fund	149	Savage, W. Bryan, Ltd.	53
Belling & Lee, Ltd.	141	Hunt, A. H., (Capacitors), Ltd.	76	Shaw Metal Spinning Works	88
Bel Sound Products, Ltd.	146	Hunton, Ltd.	20	Sifam Electrical Instruments Co., Ltd.	164
Benson, W. A.	162			Simmonds, L. E., Ltd.	70
Berry's (Short Wave), Ltd.	75	Iliffe Books	69, 81, 95	Sky-masts	164
B. K. Partners, Ltd.	82	International Correspondence Schools	115, 140	Smith, G. W., (Radio), Ltd.	139
Blackvac Engineering, Ltd.	82	Jackson Bros. (London), Ltd.	64	Smith, H. L., & Co., Ltd.	148
Boyd, Ltd.	65	Jason Motor & Electronic Co.	68	Smith, W. H., & Son, Ltd.	86
Bradmatic, Ltd.	68	J.P. Electrics, Ltd.	91	Sonomas, Ltd.	120
Britain, Chas. (Radio), Ltd.	145	Kenroy, Ltd.	158	Southern Radio Supply, Ltd.	162
British Communications Corp., Ltd.	104	Keyswitch Co., The	74	Specialist Switches	148
British Distributing Co.	150	Koleetric, Ltd.	90	Specto, Ltd.	56
British Institute of Engineering Technology	150, 156			Spencer-West, Ltd.	148
British Insulated Callender's Cables, Ltd.	Cover II	Lancaster Hi-Fidelity Acoustical Equipment Co.	82	Standard Telephones & Cables, Ltd.	99, 107
British National Radio School	72	Laskey's (Harrow Road), Ltd.	121, 122, 123	Seattite & Porcelain Products, Ltd.	36
British Physical Laboratories	117	Leak, H. J., & Co., Ltd.	111	Seattite Insulations, Ltd.	53
Brookes Crystals, Ltd.	80	Leavers-Rich Equipment, Ltd.	91	Stern Radio, Ltd.	126, 127
Brown, S. G., Ltd.	78	Lewis Radio Co.	144	Stewart Transformers, Ltd.	82
Bulglin, A. F., & Co., Ltd.	Edit. 99	Light Soldering Developments, Ltd.	150	Stratton & Co., Ltd.	116
Bullers, Ltd.	60	Linear Products, Ltd.	81	Studley Electronics	58
		Lion Electronic Developments, Ltd.	48	Sugden, A. R. & Co. (Engineers), Ltd.	48
C. & G. Kits	149	Lionnet, John, & Co.	161	Superior Radio Supplies	76
Candler System Co.	160	Lockwood & Co. (Woodworkers), Ltd.	150	Surrey Steel Components	118
Cathodeon Crystals, Ltd.	23	London Audio Fair	114	Sutton Coldfield Electrical Engineers	138
Cementation (Muffelite), Ltd	74	London Central Radio Stores	158		
Champion Products	158	Long Playing Record Library	165	Taylor Electrical Co., Ltd.	2
Chapman, C. T. (Reproducers), Ltd.	161	Lowther Mfg. Co.	149	Telegraph Condenser Co., Ltd.	Cover III
Cinema Television, Ltd.	10	L. R. Supply Co., Ltd.	114	Telegraph Construction & Maintenance Co., Ltd.	87
City Sale & Exchange, Ltd.	58	Lyons Radio, Ltd.	118	Tele-Radio (1945), Ltd.	148, 163
Clyne Radio, Ltd.	128	Magnetic Devices, Ltd.	14	Teleton Co., The	150
Cosmocard, Ltd.	15, 100	Mail Order Supply Co.	42	Thorn Electrical Industries, Ltd.	41
Coscor, A. C., Ltd.	106	Marconi Instruments, Ltd.	47	Trix Electrical Co., Ltd.	Edit. 97
Coventry Radio	160	Marconi's Wireless Telegraph Co., Ltd.	8, 9	T.R.S.	136
		Martin, J. H.	146	Truvox, Ltd.	50
Daly (Condensers), Ltd.	50	Mathew Bros.	146		
Davies, A., & Co.	160	Mazel-Radio	147		
Denco (Clacton), Ltd.	52	McNurdo Instruments Co., Ltd.	42, 120	Universal Book Co.	148
Dependable Radio Supplies	163	Mercia Enterprises, Ltd.	70	Universal Electrical Instruments Corporation	141
Direct T.V. Replacements	118	Metropolitan-Vickers Electrical Co., Ltd.	61	Universal Electronics	89
Dixon, L., & Co.	162	Methuen & Co., Ltd.	114		
Dixons Electronics	150	Midland Instrument Co.	134		
Domestic Direct Sales	87	Mills, W.	146		
Dubilier Condenser Co. (1925), Ltd.	6	Modern Book Co.	164		
Duke & Co.	134, 73	Modern Electrics, Ltd.	79		
Dulci Co., Ltd. The	8	Morganite Resistors, Ltd.	17		
Duode Natural Reproducers	156	M.R. Supplies, Ltd.	72		
Dynatron Radio, Ltd.	70, 79	M.S.S. Recording Co., Ltd.	53		
		Mullard, Ltd.	3, 37, 66, 67, 71, 98	Valradio, Ltd.	78
Eddy's (N'ham), Ltd.	140	Multicore Solders, Ltd.	Cover IV	Verdik Sales, Ltd.	146
Egen Electric, Ltd.	86	Multitone Electric Co., Ltd.	103	V.E.S. Wholesale Services, Ltd.	88
E.I.R. Instruments, Ltd.	143	Murex, Ltd.	85	Vitavox, Ltd.	54
E.K.E. Ltd.	168			Vortexlon, Ltd.	109
Electrical & Wireless Supply Co.	120	Neo Electric, Ltd.	162	V.Z. Electrical Service	144
Electrical Instrument Co. (H'ton), Ltd.	90	Newnes, George, Ltd.	11, 12		
Electro-Acoustic Developments	146	Northern Radio Services	32	Walmore Electronics, Ltd.	80
Electro-Acoustic Industries, Ltd.	21			Watts, Cecil E.	148
Electro-Methods, Ltd.	30	Oddie, Bradbury & Cull, Ltd.	162	Wayne Kerr Laboratories, Ltd. The	34, 35
Electronic Precision Equipment	112, 113	Osmor Radio Products, Ltd.	84	Webber, R. A., Ltd.	90
Electro-Winds, Ltd.	90	Oxley Developments Co., Ltd.	165	Webb's Radio	85, 146
E.M.G. Handmade Gramophones, Ltd.	144			Weymouth Radio Mfg. Co., Ltd. The	46
E.M.I. College	110	Painton & Co., Ltd.	133	Wharfedale Wireless Works	88
E.M.I. Electronics, Ltd.	105	Parker, A. E.	86	White, S. S., Co. of Gt. Britain, Ltd.	46, 118
E.M.I. Institutes	102, 108, 148, 150	Parmeko, Ltd.	45	The Wilkinson, L. (Croydon), Ltd.	151
English Electric Valve Co., Ltd.	33	Partridge Transformers, Ltd.	155	Wilson, Ronald, & Co.	164
Enshoven Solders, Ltd.	19	Partridge Wilson & Co., Ltd.	80, 164	Woolen Transformers, Ltd.	75
Excel Sound Services, Ltd.	84	P.C.A. Radio	80, 164	Wolsey Television, Ltd.	74
		Pearce, T. W.	146	Wright & Wearle, Ltd.	5
		Phillips Electrical, Ltd.	68		
Felgate Radio, Ltd.	58	Plasticable, Ltd.	88		
Ferranti, Ltd.	51	Plessey Co., Ltd. The	18, 39, 119		
Filmer, J. T.	159	Plessey International, Ltd.	7	Young, C. H.	36
Foresight Productions, Ltd.	86	Post Radio Supplies	148		
Foyle, W. & G., Ltd.	116	Pownall, W.	146		
Fringevision, Ltd.	89	Power Controls, Ltd.	29		
Frith Radiocraft, Ltd.	160	Premier Radio Co.	92, 93, 94, 95		
		Proops Bros., Ltd.	124, 125		
		Pullin, R. B. & Co., Ltd.	190		
		Pye, Ltd.	16, 83		
				Z. & I. Aero Services, Ltd.	154



UPRIGHT MOUNTING ELECTROLYTICS

Catering for the unusual

The saving of space resulting from the use of these Upright Mounting Electrolytic Condensers is one of the chief reasons for their popularity.

Types CE170 to CE173 include a number of single and dual section capacities in current use in the European markets: a threaded moulded boss of $\frac{5}{8}$ " diameter ensures interchangeability with Continental types.

Types 928 and 526 are of particular interest to designers of rectifier units as small and efficient substitutes for large high voltage paper condensers. Type 526 ($\frac{1}{2}$ " and $\frac{3}{4}$ " diam. boss) will be suitable for the majority of circuits, but in the exceptional cases of higher outputs or where something 'in hand' is required, Type 928 ($\frac{3}{4}$ " diam. boss) with 800v. peak working is recommended.

All these condensers have high gain etched foil electrodes and are of "All-Aluminium" internal construction.

The maximum working temperature of all types is 60°C.



Cap. in μ F.	Pk. Wkg. Volts	Surge Volts	Ripple M/A	Dimns. in Ins.		T.C.C. Type No.
				Lgth.	Diam.	
50	350	400	260	$3\frac{7}{16}$	1	CE171LE
16	450	550	120	$2\frac{3}{16}$	1	CE170PEA
25	450	550	150	$2\frac{3}{16}$	1	CE170PE
32	450	550	210	$3\frac{7}{16}$	1	CE171PEA
50	450	550	260	$3\frac{7}{16}$	1	CE171PE
50—50	350	400	300	$3\frac{7}{16}$	$1\frac{1}{4}$	CE172LE
25—25	450	550	180	$3\frac{7}{16}$	1	CE171PEB
50—50	450	550	310	$3\frac{7}{16}$	$1\frac{3}{8}$	CE173PE
8	800	900	150	$4\frac{1}{2}$	$1\frac{1}{2}$	928
8	600	700	100	$4\frac{1}{2}$	1	526
16	600	700	160	$4\frac{1}{2}$	$1\frac{1}{2}$	526
32	600	700	240	$4\frac{1}{2}$	$1\frac{1}{2}$	526

THE TELEGRAPH CONDENSER CO. LTD

RADIO DIVISION - NORTH ACTON - LONDON W3 - Tel: ACO n 0061

PYE FACTORIES REPORT HOW Ersin Multicore

SAVBIT
TYPE 1 ALLOY

**REDUCES BIT WEAR AND
IMPROVES SOLDERING**



Under controlled conditions the bit on left, used with Savbit Alloy, made 10,000 joints. Centre bit, used for 1,000 joints and bit on right for 7,500 joints, were used with standard tin/lead alloy.

After extensive tests, L. W. Jones, Pye Works Director, reports the results from many Pye Factories. Here are a few examples: "T.V. MANUFACTURING LTD., LOWESTOFT, have carried out tests which show a very considerable reduction in the soldering iron bit wear with a strong improvement in the quality. Also the price advantage is attractive to them."

"ROSEBERY WORKS, TOTTENHAM, state that soldering irons only require 25% maintenance as against the normal maintenance when using ordinary solder."

"LABGEAR (CAMBRIDGE) LTD., find that the soldering iron bit saving is as claimed by you. They are entirely satisfied with it, and all their orders have been amended to take this solder in future."

"HOLLOWAY ENGINEERING WORKS LTD., state that they do find a considerable saving in soldering iron maintenance. As an example at this company, I.F. transformer assembly need the irons dressing twice a day using standard solder, but using Savbit solder they obtain a service of 30,000 joints without attending to the iron other than an occasional wiping with a cloth."

"PYE IRELAND LIMITED, have found improvements in every direction with this Savbit solder, and they report that they like the solder better than the standard solder quite apart from the saving of the soldering bits."



7 LB. REEL

Savbit Type 1 alloy is supplied in 3 gauges on 7 lb. reels for factory use. 6 standard tin/lead alloys of Ersin Multicore 5-core Solder in 9 gauges are also available. Prices on application.



1 LB. REEL

Approximately 170 ft. of 18 s.w.g. Ersin Multicore Savbit Type 1 Alloy is supplied on this 1 lb. reel. It is invaluable to all who are interested in cutting down on bit replacement and maintenance costs. 15/- each (subject).



5/- each (subject)

SIZE 1 CARTON

Supplied containing 53 feet of 18 s.w.g. Savbit Type 1 Alloy or 4 standard tin/lead alloys of Ersin Multicore 5-core Solder as follows:

Catalogue Ref. No.	Alloy Tin Lead	S.W.G.	App. lgh per carton
C 16014	60/40	14	19 feet
C 16018	60/40	18	51 feet
C 14013	40/60	13	17 feet
C 14016	40/60	16	36 feet

HOME CONSTRUCTOR'S 2/6 PACK

Alternative specifications: 19 ft. of 18 s.w.g. 60/40 alloy wound on a reel or, for soldering printed circuits, 40 ft. of 22 s.w.g. 60/40 alloy wound on a reel. 2/6 each (subject).



Bib WIRE STRIPPER AND CUTTER

This 3 in 1 tool strips insulation without nicking the wire, cuts wire cleanly and splits plastic extruded twin flex. Adjustable to most wire thicknesses. 3/6 each (subject).



Bib RECORDING TAPE SPLICER

Joints can be quickly, easily and accurately made on this splicer. It has many refinements which are usually only found on splicers far more expensive. Soon pays for itself in tape economies. 18/6 each (subject).

