

DECEMBER 1956

W. H. H. H.

TWO SHILLINGS

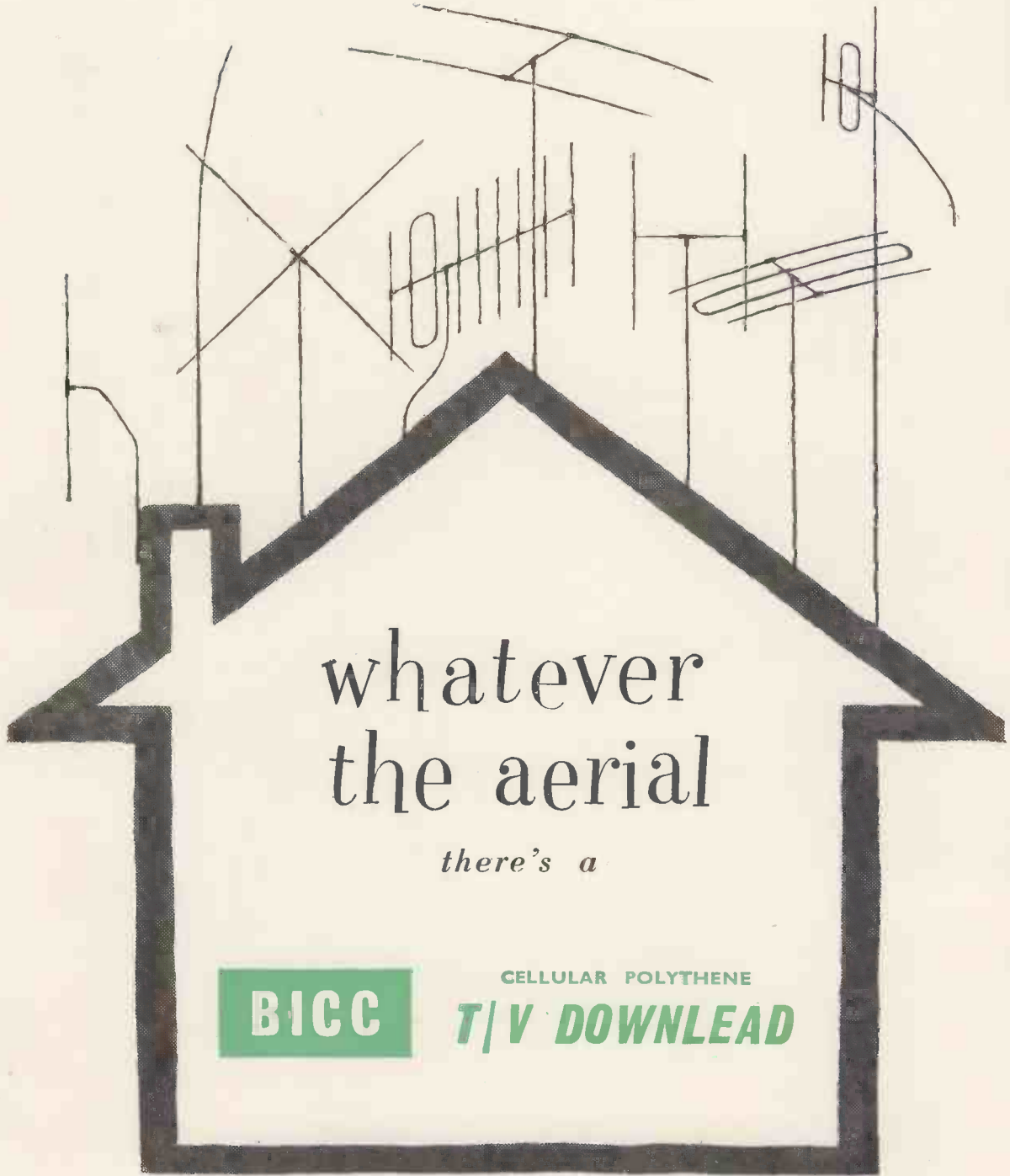
Wireless World

ELECTRONICS

Radio · Television



FORTY-SIXTH YEAR OF PUBLICATION




whatever
the aerial

there's a

BICC

CELLULAR POLYTHENE

T/V DOWNLEAD



BICC make television downloads to meet every requirement. Publication No. 357, giving full details of our up-to-date range of cellular polythene types is available on request.

BRITISH INSULATED CALLENDER'S CABLES LIMITED
21 BLOOMSBURY STREET, LONDON, W.C.1.

Wireless World

ELECTRONICS, RADIO, TELEVISION

Managing Editor : HUGH S. POCOCK, M.I.E.E.
Editor : H. F. SMITH
Assistant Editor : F. L. DEVEREUX, B.Sc.

DECEMBER 1956

In This Issue

Editorial Comment	569
Flat Tube for Colour TV	570
World of Wireless	573
F.M. Multi-Path Distortion	<i>M. G. Scroggie</i> 578
Design for a Car Radio	<i>S. W. Amos</i> 582
Short-Wave Conditions	584
Marine Radar Developments	585
Tropospheric Scatter Propagation	<i>J. A. Saxton</i> 587
Books Received	590
Reliability of Electronic Apparatus	<i>D. A. Bell</i> 591
Ferrites	594
I.T.A. Growth	597
Letters to the Editor	599
The Great Transistor Chaos—2	" <i>Cathode Ray</i> " 601
European Television	605
Transistor Super-Regenerative Circuits	<i>D. F. Page</i> 606
Audio-Frequency Response Measurements	<i>O. E. Dzierzynski</i> 610
Wave Propagation Symposium	614
December Meetings	615
Random Radiations	" <i>Diallist</i> " 616
Unbiased	" <i>Free Grid</i> " 618

VOLUME 62 No. 12
PRICE: TWO SHILLINGS
FORTY-SIXTH YEAR
OF PUBLICATION

PUBLISHED MONTHLY (4th Tuesday of preceding month) by **ILIFFE & SONS LTD.**, Dorset House, Stamford Street, London, S.E.1.
Telephone: Waterloo 3333 (60 lines). *Telegrams*: "Ethaworld, Sedist, London." *Annual Subscription*: Home and Overseas, £1 12s. 6d.
U.S.A. and Canada \$5.00. **BRANCH OFFICES**: **BIRMINGHAM**: King Edward House, New Street, 2. *Telephone*: Midland 7191.
COVENTRY: 8-10, Corporation Street. *Telephone*: Coventry 5210. **GLASGOW**: 26B, Renfield Street, C.2. *Telephone*: Central 1285.
MANCHESTER: 260, Deansgate, 3. *Telephone*: Blackfriars 4412. **OVERSEAS OFFICES**: **U.S.A.**: 111, Broadway, New York, 6, N.Y. *Telephone*: Digby 9-1197. **CANADA**: 74, College Street, Toronto, 2, Ontario. *Telephone*: Walnut 4-5691

A service for all who need complete data on Mullard valves, tubes and semiconductor devices



The Mullard Technical Handbook is a loose-leaf publication, issued on a subscription basis and containing data sheets on all Mullard valves, tubes and semiconductor devices in current production.

From one to twenty pages are devoted to each type, data including: standard ratings, recommended operating conditions and performance figures for various applications, limiting values, characteristic and performance curves.

Subscribers receive supplementary or revised sheets automatically as they are issued and thereby have early intimation of new introductions.

At present the Handbook comprises four volumes with the following contents:—

Mullard

Mullard Limited, T.S.D., Data and Publications Section,
Mullard House, Torrington Place, London, W.C.1

VOLUMES 1 and 1A

Data on current Receiving and Amplifying Valves. Cathode Ray Tubes. Crystal Diodes and Transistors. Photocells. Cold Cathode Tubes. Small Thyratrons. Miscellaneous and Special Tubes.

VOLUME 2

Data on earlier type Receiving and Amplifying Valves and Cathode Ray Tubes still in limited production for the maintenance of existing equipment.

VOLUME 3

Data on Power Valves for Transmitting and Industrial Equipment. Power Rectifiers. Large Thyratrons. Microwave Devices.

For full details of this service, including subscription rates and application form, write to the address below.



New Tools

THE assimilation of electronic aids by industry and in the life of the community as a whole during the past decade has not been without its vicissitudes. On the one hand we have had somewhat reluctant "rise times" resulting from innate conservatism and, on the other, optimistic "overshoots" when enthusiasm has been allowed to outrun experience.

One can sympathize with works managers who, after a lifetime's reliance on tried mechanical and electrical aids, were only too ready to seize on early failures as an excuse for purging the production lines of what must have appeared to them to be fragile and unreliable gadgets. Time and the persistence of those with faith in the intrinsic capacity of electronic methods to deal with future demands of speed and complexity in competitive production have now produced instrumentation of a type which can take its place with and, more often than not, supersede older methods.

To any who may yet stand in need of reasoned argument to convince the sceptics of the inherent reliability of electronic apparatus, we commend Dr. Bell's analysis in this issue.

Examples of early difficulties and failures arising either from conservatism or over-enthusiasm are plentiful in the history of the application of radio aids to navigation. We may contrast the reluctance of masters to make full use of early direction-finders with their more recent ready acceptance of radar. To men accustomed to making full use of trained eyes there is no denying the compulsion of a continuous p.p.i. display as compared with a few figures on a slip of paper passed to the bridge from the wireless room. But it is now fully appreciated that appearances can often be as deceptive on a radar screen as they sometimes are in the wider sense when viewing the scene from the wing of the bridge, and that a new and specialized experience is as necessary in interpreting radar information as it was in knowing when and when not to rely on a radio bearing.

We shall never know how many collisions might have occurred, but for the use of radar. It is unfortunate but inevitable that wide publicity is given to those which do occur and which have been somewhat ironically called "radar-assisted."

As far as we know there has never been a case of collision which could be attributed to failure or lack of accuracy in the equipment itself, though it has happened that echoes have been lost in sea clutter or suppressed by maladjustment of the swept gain control. By far the most prevalent cause of error is faulty appreciation of the displayed information, sometimes through lack of knowledge or experience, but more often because there is just not the time to work out the true courses and speeds of the converging vessels after it has become apparent that a dangerous situation has developed.

The conventional radar display gives very accurate readings of distance and relative bearing, but the apparent changes in the course and speed of other ships are often the result of changes in the observer's own course and speed, and must always be read in conjunction with the ship's speed and course. Another difficulty is that at present radar cannot reveal, except at close quarters, the aspect of the other vessel, though it has been suggested that this might be overcome by the use of distinctive port and starboard reflectors. All this is not to say that conventional radar is unreliable or that correct appreciation cannot be made intuitively by experienced officers, but the only really safe way of avoiding error and ambiguity is to keep a running plot of true course and speed not only of one's own vessel but of all other vessels in the immediate vicinity. The technique is described in the textbooks and the practice is well established, but with the best will in the world there is unlikely to be sufficient time or enough navigators to cope with a rapidly developing situation involving a number of ships.

All this has been radically changed by the introduction of a new system of display (described elsewhere in this issue) which enables the true motion of one's own ship and all other vessels to be seen at a glance without plotting or calculation.

There can be little doubt that this is the kind of radar which the sea-going fraternity visualized in its early enthusiasm, and it affords one more example of the ability of electronics engineers to provide new tools for the job whenever the need becomes sufficiently pressing.

Flat Tube for Colour TV

REVOLUTIONARY DESIGN AIMED AT SIMPLIFYING MANUFACTURE

THE idea for a flat television c.r. tube first came to Dr. Denis Gabor, F.R.S., in 1952. Since then he and a small team have been working on it at Imperial College, Kensington, with the financial support of the National Research Development Corporation. A complete and working tube has yet to be produced, but a great deal has been done on the development of the individual parts and the major problems have now been solved. This article, based on a recent Television Society lecture, outlines the principles of the new tube.

THE main interest of the new tube is not only in its flat shape, which allows it to be hung on the wall like a picture or stood on the mantelpiece, but even more in its advantages as a colour tube. It is more complicated than a conventional cone-shaped monochrome television tube, but simpler to make than the known colour tubes and offers an even greater simplification in the associated equipment.

Fig. 1 is a partly sectioned view of the tube. It has the shape of a flat glass box, almost square. The total depth can be made about 3½ in for a screen with a 12-in diagonal, and about 4½ in for a 21-in screen.

The tube is divided in depth into two halves by a metal tray which carries the whole electron optical system and serves at the same time as a magnetic screen. The electrons start vertically downwards from an electron gun behind this screen which has three independently modulated cathodes, one for each colour, but with a common lens system for handling them. The three beams next pass through an electrostatic line deflection system which, of course, deflects them horizontally, then through two "trimmer" pairs of electrodes which serve for compensating misalignments, and from these into the "reversing lens." This can be considered as a lens with a curved optical axis of very unconventional design, which has four electron-optical functions. It converts the plane "fan" of rays issuing from the line deflector into another plane fan, but with about four times greater divergence. Moreover, it compensates the over-focusing effect which is inseparable from electrostatic deflection to such an extent that the beam remains in perfect focus throughout the whole scanning of a horizontal line, even though the divergence of the beams after leaving the reversing lens may be as much as

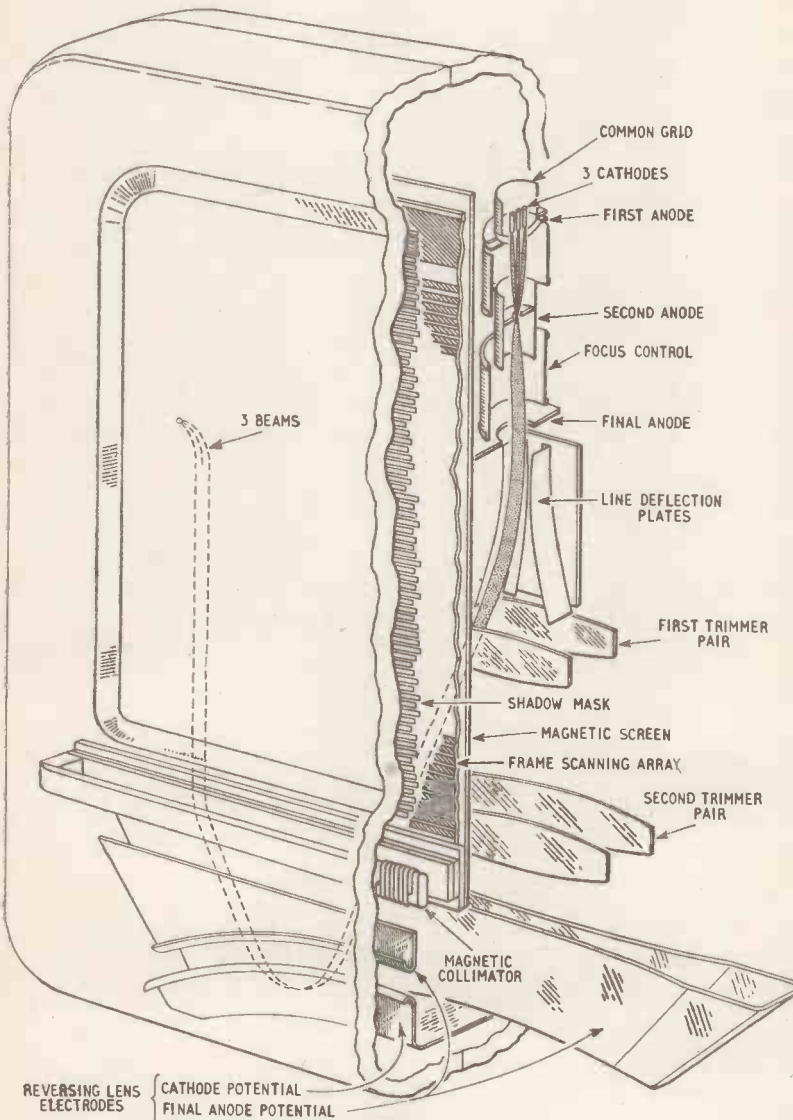


Fig. 1. Cut-away view of the complete tube.

110-120° — an unheard-of large scanning angle in electrostatic tubes.

The beams next pass through a "strong focusing" electromagnetic lens, called a collimator, which bends them back to the vertical so that they perform their scanning motion at the front side like vertical rods. Finally, on reaching a certain level the beams are bent towards the horizontal and fall on the screen.

This final bending and the vertical scanning motion is achieved in an essentially novel way which is illustrated in Fig. 2. In front of the metallic plate which acts as a magnetic screen, and at a distance of about $\frac{1}{2}$ in from it, there is a component called the frame scanning array. This is a system of parallel conductors printed on a flexible, insulating base. In the plane central part of this insulating foil the array consists of horizontal conducting lines.

Their number is rather large, about 120, but it has no direct relation to the line number in the picture. At the two sides, where the base is bent round in two U-shaped loops, the conducting lines are staggered upwards as shown. They are not connected with anything; their charging and discharging is effected by the electron beam itself, as will now be explained.

In operation, a potential wave is made to travel down the scanning array vertically, and the generation of this wave is achieved as follows. Assume, to begin with, that up to a certain level the conductors are charged up to the maximum positive potential. Above this, with a transition zone extending over a few conductors only, they are at about one-quarter of this voltage. When the beam electrons on their upward travel reach the transition zone, they are bent towards the phosphor screen (which is all the time at the maximum positive potential) and are focused at the same time because, as is well known in electron optics, a strong electrostatic deflection of an electron beam always produces a certain amount of focusing.

When the beam has completed a line scan, after a rapid fly-back it rests for a moment (5-6 per cent of the time) in the loop at the left of the array and falls on the conductors in the transition zone. These are partially discharged, thus moving the transition zone a little downwards. The current is so adjusted that this displacement is equal to one line width in the picture. Once started, the transition zone automatically runs down as a wave of potential variation until it reaches the bottom of the picture, leaving all the conductors above it discharged and negative.

The line scan is now stopped so that the beam comes to rest in the bottom of the right-hand loop. This is similar to the other loop, but with the difference that it contains a screen grid, held at maximum positive potential. At the "writing" point of the

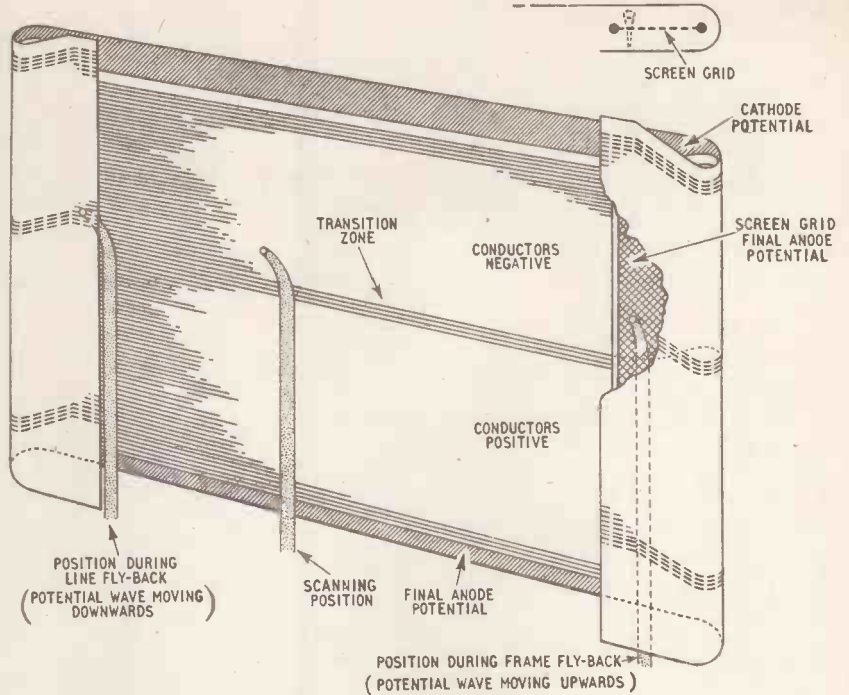


Fig. 2. Principle of operation of the frame scanning array.

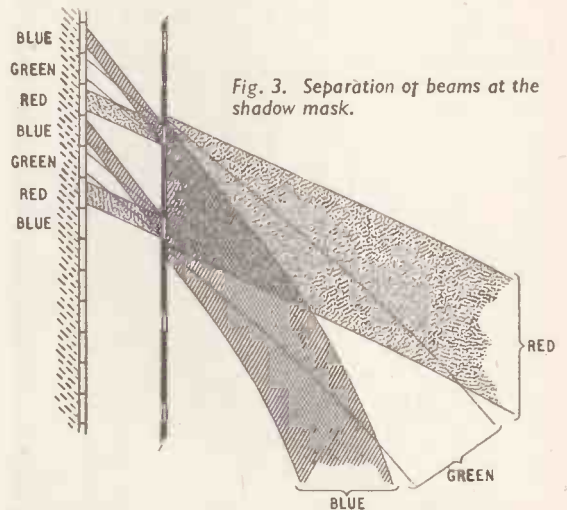


Fig. 3. Separation of beams at the shadow mask.

beams, secondary emission takes place and the flow of electrons to the screen causes the array conductors at this point to charge themselves up to the positive screen potential. As a result of this, and the "staggered" configuration of the array conductors in the loop, the bending-over point of the beams (determined by the electrostatic lens action) is moved slightly upwards so that fresh conductors become charged up. The process continues and the beams travel upwards, successively charging up more and more conductors. The action is, in fact, the reverse of what happens in the left-hand loop of the array. A transition zone is formed by the conductors being charged up from negative (instead of discharged from positive). This moves upwards (instead of downwards) as the lower positive area of the array is

made progressively larger (instead of smaller) by successive addition of charged conductors and the upper area of discharged conductors grows correspondingly smaller (instead of bigger). Thus during the frame fly-back interval the beam travels up the loop to the top, and then the cycle is ready to start again. c

This self-scanning process, though it unavoidably makes the tube more complicated, simplifies the circuit work as there is no need in the receiver for the usual blocking oscillator or multivibrator running at frame frequency.*

The line-scanning generator is still necessary, but it requires far less power than the line generator for conventional television tubes..

Fig. 1 shows that the three colour beams, issuing from independently modulated cathodes, merge during most of their course. This is an important feature of the new tube. In the conventional shadow-mask colour tubes the three beams start from three rather widely separated guns, which aim at one point. This requires great accuracy which in fact

cannot be achieved without a great number of corrections (at least 9) and the adjustment is easily upset by local magnetic fields. In the new flat tube the three beams stay so closely together that local magnetic fields influence them substantially as if they were a single beam, that is to say, without upsetting the convergence, and their effect (strongly reduced in any case by the effective screening of the central plate) can be easily compensated by the "trimmer" electrodes.

The three colour beams separate only just before the final bend and at the end of this they come together again, but at different angles to the screen. This is the basis of the colour control, which is more clearly shown in Fig. 3. It is based on the shadow-mask principle, but with the important difference that, while in conventional tubes the distance of the shadow-mask from the phosphor screen is of the order of $\frac{1}{2}$ in, here it is only about 0.025in. (This is made possible by the large convergence angle of the beams and also partly by their slanting incidence.) Consequently it now becomes possible for the first time to fix the shadow-mask directly on to the phosphor screen and thus avoid all the difficulties which arise in other tubes from the necessity of very accurately aligning two independent, precision-made components.

Fig. 4 shows a suitable design of shadow-mask fixed directly on the screen. A thin metal foil (0.0013in-0.002in thick) is sharply bent in vertical folds so close together as to be invisible to the eye. These folds form ribs for the accurate spacing and

* A flat television tube in which the frame scan is effected by a travelling electric wave was independently invented by W. Ross Alken, of the Kaiser Aircraft and Electronics Corporation, of Oakland, California. In this tube the scanning array has only 7 conductors, and they are energized from the outside by 7 special valves. Kaiser's and the N.R.D.C. have pooled the flat-tube patents in a world-wide agreement.

fixing of the plane portion which carries a great number of slits, horizontal or slanting (40-60 to the inch). A slanting angle, as shown, is advantageous for the avoidance of moiré effects. The slits are produced by etching, either before or after the mask is fixed on the glass, a "resist" pattern being printed on the metal foil before the folding operation.

The preparation of the phosphor screen, which in present-day colour tubes consists of a long series of delicate processes, is very simple. The three finely ground phosphors corresponding to red, green and blue are dropped vertically from air suspensions through stagnant air on to the tacky surface, at three different inclinations of the screen to the vertical, through the slits of the shadow-mask. This operation would not succeed at the usual distance ($\frac{1}{2}$ in) of the shadow-mask, but it gives very sharply defined colour strips with a spacing of the order of 0.0025in. One can make the strips 0.005in wide, or even thinner if desired in high-definition television systems.

Two other rather difficult technological problems had to be solved in the development of this tube. One was the preparation of the frame scanning array. A suitable if unconventional insulating support was found in glass fabric coated with a very heat-resisting silicone varnish known as MS 994 (made by Midland Silicones). The difficult problem of producing a printed circuit on this material was brilliantly solved by a new process of the Metropolitan-Vickers Research Department.

Another technological problem of considerable importance was posed by the flat screen. If this were made of ordinary annealed glass it would have to be about one inch thick in a 21in tube, which is prohibitive. The difficulty was solved by a pre-stressing (toughening) process which increases the apparent tensile strength of the glass by at least a factor of three or four.

The electron-optical development, which took up most of the time and is now nearly completed, has so far been carried out in demountable vacuum tanks. Further work is in progress with the ultimate aim of producing sealed-off tubes.

"Electronic Computers"

THIS new *Wireless World* book is a non-specialist introduction to the principles and applications of electronic computers. It is intended for the reader who has no previous knowledge of the subject but has some familiarity with radio and electronics techniques. The treatment is fairly general in style, giving, in 167 pages, a broad background picture of the whole field of computing from which the reader can pass on to more advanced and specialized studies.

Both analogue and digital machines are covered, and comparisons are drawn between the two types. After tracing the evolution of the computer from the early mechanical devices, the book goes on to the general principles of analogue and digital computation, then continues with chapters on the circuitry, construction and applications of both types. It ends with a frankly speculative discussion of future developments and an appendix on business computer running costs.

Edited by T. E. Ivall, the book is well illustrated by 28 pages of art plates in addition to 40 diagrams. It can be obtained from booksellers, price 25s, or direct from our Publishers at 25s 9d including postage.

"Transistor D.C. Amplifier." In Fig. 6, p. 531 of the November issue the value of P_z should be 500Ω.

WORLD OF WIRELESS

More Colour Tests

THE third series of colour television tests using a modified version of the American compatible N.T.S.C. system is being conducted by the B.B.C. for the next few months. The test transmissions are being radiated from Crystal Palace on Mondays, Wednesdays and Fridays from 11.10 p.m.

Whereas the earlier tests were mainly concerned with the problems of compatibility, the present series has as one of its main objectives the assessment of quality and acceptability of colour pictures produced by the complete chain of equipment from the studio to the colour receiver. The transmissions originate at Alexandra Palace and are fed by G.P.O. line to Crystal Palace.

Antarctic Radio Research

THE party of 21 which is to make meteorological and radio observations in connection with the International Geophysical Year at the Royal Society Base at Halley Bay (75° 31' S, 26° 36' W) left London on Nov. 15th in M.V. *Magga Dan*. They are taking with them a Decca wind-finding radar, an ionospheric sounding recorder and a pulse transmitter.

The ionospheric group will pay particular attention to the variations in activity of the E and D layers, which are of greater intensity and lower height at this latitude, and look for correlations with magnetic and auroral phenomena. Measurements will be made not only of height, absorption and drift of the ionospheric layers but of atmospheric noise in general at frequencies below 500 kc/s. Another group will study radio star scintillation, for which fixed Yagi arrays on 60 Mc/s will be set up to observe both North and South diurnal transits. Results will be compared with simultaneous observations in this country.



WIRELESS WORLD, DECEMBER 1956

Organizational, Personal and Industrial Notes and News

The three members of the ionospheric group are W. M. Bellchambers (leader), D. L. M. Cansfield and L. W. Barclay, while P. M. Brennan will be responsible for radio star observations, D. P. Harrison for measurements of meteor and auroral ionization and G. M. Thomas for visual auroral records.

Balance of Trade

A CONSIDERABLE improvement in the balance of trade, so far as the radio industry is concerned, was recorded for the first nine months of this year by comparison with the same period last year. As will be seen from the table, exports increased from £24M to nearly £29M, while imports decreased from £9.8M to £8.2M.

	Exports (£M)		Imports (£M)	
	Jan.—Sept.	1956	1955	1956
Capital goods*	...	12.030	9.692	1.950
Components	6.114	5.246	4.281
Sound equipment	5.322	4.541	
Domestic receivers	2.754	2.728	1.928
Valves and c.r. tubes	...	2.584	2.068	
		28.804	24.275	8.159
				9.779

*Transmitters, communications equipment, navigational aids, etc.

Component Show

THE continued growth of the annual component show organized by the Radio and Electronic Component Manufacturers' Federation has necessitated holding next year's (the 14th) in two sections. The four-day show (April 8th-11th) will be held in Grosvenor House and Park Lane House, Park Lane, London, W.1. Admission to the exhibition, which is essentially a trade show for those interested professionally in the use of components, will be by ticket obtainable from the secretary, R.E.C.M.F., 21, Tothill Street, Westminster, London, S.W.1.

Christmas Presents

READERS who, like our contributor "Diallist," are incensed by the poor definition of picture so often tolerated by viewers, may like to consider giving a copy of "Improve Your TV Reception" (price 5s) as a Christmas present to a non-technical friend. In the simplest terms it gives the viewer a complete guide on how to get the best out of his receiver.



EXPERIMENTAL tropospheric scatter transmitter installed by Marconi's at Great Bromley, Essex. The 30-ft reflector is energized by a horn mounted on the transmitter vehicle which is moved on an arc of railway track to "steer" the transmitted beam. The working frequency is 858 Mc/s.

It is a companion to the more technical "Correcting Television Picture Faults" (price 3s 6d) by the same authors, John Cura and Leonard Stanley.

The *Wireless World* Diary, which includes 80 pages of technical and general information, also makes an acceptable gift. It costs 6s (leather) and 4s 3d (rexine), including purchase tax. Our publishers also issue books on a wide variety of subjects, both for the professional and amateur.

PERSONALITIES

Sir Gordon Radley, K.C.B., C.B.E., Ph.D., this year's president of the I.E.E., has the distinction of being the first engineer to become director-general of the Post Office. He was engineer-in-chief from 1951 to 1954 having previously been controller of research for some years.

George A. Marriott, B.A., the new president of the British Institution of Radio Engineers, has been with the G.E.C. throughout his professional life and is manager of the valve and electronics department. He is also a director of the M.O. Valve Company. Mr. Marriott, who is 64, has served on the board of the British Radio Valve Manufacturers' Association (B.V.A.) since 1940. In his presidential address he spoke of the development of the transistor and its effect on the demand for valves. Mr. Marriott pointed out that there are many outstanding problems in material construction which affect the cost of production of semi-conductors; on the other hand the basic materials for these cost vastly less than the basic materials of a valve.



G. A. MARRIOTT



Dr. R. C. G. WILLIAMS

R. C. G. Williams, Ph.D., B.Sc.(Eng.), the new chairman of the radio and telecommunication section of the I.E.E., has been chief engineer of Philips Electrical since 1948. He was for fifteen years with Murphy Radio, originally as production manager and chief engineer and subsequently as general manager of the electronics division. On leaving Murphy in 1946 he went to the U.S.A. where he joined N. American Philips Inc. Dr. Williams is vice-president of the International Television Committee (C.I.T.).

G. Millington, M.A., B.Sc., this year's vice-chairman of the I.E.E. radio and telecommunication section, has been with Marconi's since 1931 specializing in theoretical and experimental studies relating to wave propagation. In 1953 he was appointed international vice-chairman of the C.C.I.R. study group investigating problems of ground-wave propagation.

To mark the 50th anniversary of his invention of the triode **Dr. Lee de Forest,** who is now 83, has received the Cross of an Officer of the Legion of Honour from the French Government.

Dr. William Shockley, "father of the transistor," together with two other American scientists, Drs. J. Bardeen and W. H. Brattain, share the 1956 Nobel prize for physics. Dr. Shockley, who was for nearly 20 years with Bell Telephone Laboratories, joined Beckman Instruments, of Fullerton, Calif., a year ago, and is now in charge of the Shockley Semi-conductor Laboratory.

R. Cockburn, C.B., O.B.E. M.Sc., Ph.D., deputy controller of electronics in the Ministry of Supply for the past 18 months, has been appointed controller of guided weapons and electronics. Dr. Cockburn, who is 47, taught physics at Portsmouth and West Ham Municipal Colleges before he joined the radio department at the Royal Aircraft Establishment, Farnborough, in 1937. Two years later he became head of the radio counter-measures division of T.R.E. In 1945 he transferred to atomic energy research, and three years later was appointed scientific adviser to the Air Ministry. He has been with the Ministry of Supply since 1954.

G. H. Metson, Ph.D., M.Sc.(Eng.), A.M.I.E.E., who joined the Post Office as a youth-in-training in 1925 and is now in charge of the thermionics group at the Dollis Hill Research Laboratories, has been promoted to deputy chief scientific officer. Since the war Dr. Metson has led a team developing long-life, high-slope, pentode valves for submerged repeaters and these valves are now in use in the Newfoundland to Nova Scotia section of the transatlantic telephone cable.

W. S. Barrell, B.Sc., who retired from the position of manager of E.M.I. Recording Studios at the end of last year and is now Recording Technical Liaison Officer for the E.M.I. Group, is the first person outside the U.S.A. to be elected an honorary member of the Audio Engineering Society of America. It was conferred "in recognition of his contributions to improvements in disc recording and the equipment used therefor."

G. G. Roberts, M.Sc., who joined Smiths Aircraft Instruments, Ltd., two years ago and was put in charge of the company's new guided weapons programme, has been appointed to the board as director of research. Mr. Roberts, who is 44, graduated at the University of Wales and, after a period of lecturing in London, went to T.R.E. where he was eventually in charge of a group responsible for airborne interception radar. From 1947 until he joined Smiths he was in the guided weapons department of R.A.E., Farnborough.

D. F. Page, who discusses transistor super-regenerative circuitry on page 606, graduated in electrical engineering in 1951 at Queen's University, Kingston, Ontario, Canada. He was then for three years with the Defence Research Board of Canada in the electronics laboratories of the Telecommunications Establishment in Ottawa. In September, 1954, he became a post-graduate student in the electrical engineering department of Imperial College, London, where, since receiving the College Diploma, he has been doing research concerned with transistor circuit applications.

G. W. Short, M.A., assistant press officer at Mullards since 1953, has joined the editorial staff of our sister journal *Wireless Engineer*, which in January becomes *Electronic and Radio Engineer*. After service in Royal Signals from 1944-47 he went to Oxford University where he graduated in 1951 and received his M.A. the following year.

OBITUARY

P. V. Hunter, C.B.E., Hon.M.I.E.E., director of a number of companies including B.I. Callender's Cables, T.C.C. and British Telecommunications Research, Ltd., died on October 22nd at the age of 73. During the first world war, while on the staff of the anti-submarine division of the Admiralty, he helped to evolve the Asdic detector system.

Dr. James Robinson, M.B.E., D.Sc., Ph.D., well known as the designer of the crossed-loop direction-finding system, died on October 21st at the age of 72. From 1906 to 1915 he was a lecturer in physics at various universities, including Durham where he graduated. In 1919 he joined the Royal Aircraft Establishment, Farnborough, where he took charge of the wireless department on its formation. Since 1925 Dr. Robinson had been acting as a consultant. He was vice-president of the Brit. I.R.E. from 1942 to 1947 and represented the Institution on the Parliamentary and Scientific Committee.

T. Wadsworth, M.Sc., M.I.E.E., who was for many years, prior to his retirement in 1947, chief assistant to the head of the B.T.H. Research Laboratory at Rugby, died on October 12th while on his way to South Africa. He was 76. Mr. Wadsworth joined B.T.H. in 1924 to take charge of the section responsible for valve and valve circuit developments, prior to which he was head of the electrical engineering department at Coventry Technical College.

G. T. Baker, M.Sc., who was recently appointed a director and research manager (switching) of British Telecommunications Research, Ltd., Taplow, has died at the age of 48. He joined Automatic Telephone & Electric Company (one of the parent companies of B.T.R., Ltd.) in 1929, and on joining the Taplow organization in 1947 took charge of the electronic switching division.

IN BRIEF

Receiving Licences.—During September the number of television licences increased by 95,443, bringing the total to 6,139,773. The number of sound-only receiving licences, including 308,314 for car radio, was 8,257,950 making an overall total of 14,397,773 licences current in the United Kingdom.

I.T.A. Goes West.—Application has been made by the I.T.A. to build its South Wales and West of England transmitter on St. Hilary Down, Glam, a few miles west of Wenvoe, the site of the B.B.C. transmitters. It will operate in channel 10. A new company, to be known as W.W.T., Ltd. (Wales and the West Television), has been appointed to provide the programmes for the station which it is planned to bring into service towards the end of next year.

By making use of temporary equipment in portable buildings the B.B.C. was able to start transmissions from the site of the Cumberland television station at Sandale, some 14 miles south-west of Carlisle, on November 5th. The aerial, mounted on a temporary 100ft mast, is some 1,200ft above sea level, and radiates in Channel 4. Transmissions are horizontally polarized.



CLERK MAXWELL, who in 1864 propounded the theory of electro-magnetic waves propagated with the speed of light, was, for a short while (1856-60) professor of natural philosophy in the University of Aberdeen. To mark the centenary of his appointment, a memorial panel, incorporating a bronze portrait bust, was unveiled at Marischal College, Aberdeen, on October 15.

PUBLICATION DATE

Owing to the Christmas holiday our printing schedule has been rearranged and the publication of the next issue of *Wireless World* deferred from December 25th until January 1st.

One or two research scholarships for science graduates, valued at £385 per annum, are being presented each year by the B.B.C. The research must be in those fields of telecommunications or physics which have an application to sound or television broadcasting. Only one scholarship has been awarded this year and that was to P. C. J. Hill, from Birmingham University, who will work in the Department of Electrical Engineering at Imperial College under Dr. D. Gabor.

According to the I.T.A. the number of "Band III homes" in the London area reached a million during October. A further million are in the areas served by Lichfield and Winter Hill. During October the overall total increased by 204,000—about 7,000 a day. It is estimated that with the opening of the Emley Moor station the total will have almost reached three million (over ten million people) by Christmas.

East Anglia's television station at Tacolneston, near Norwich, is now using its permanent aerial on a new 500ft mast. The mast will also be used to radiate the 3-programme sound service on v.h.f. which it is planned to introduce before the end of the year.

Brit.I.R.E. Council.—As announced elsewhere, G. A. Marriott is the new president of the British Institution of Radio Engineers. Professor Emrys Williams, of the department of electrical engineering, University College, South Wales, is now a vice-president. The other vice-presidents are L. H. Paddle, J. L. Thompson and Professor E. E. Zepler. The new members of the council are Dr. A. D. Booth, director of the Birkbeck College Computational Laboratory, E. M. Eldred, of the Communications Branch of the Home Office, and R. H. Garner, Principal of Coatbridge Technical College, Lanarkshire.

V.H.F. Transistors.—The Technical Information and Documents Unit of the Department of Scientific and Industrial Research is now issuing the "T.I.D.U. News Letter" in which are included brief notes on recent research and development. In the first issue it is reported that a new type of "grown-diffused junction" transistor, produced in the United States by Texas Instruments Inc., is effective in amplification up to 250 Mc/s and can generate frequencies up to 400 Mc/s. They cost \$34 in silicon and \$20 in germanium.

A course of nine lectures on **High Quality Sound Reproduction** has been arranged by the Manchester College of Science and Technology for Monday evenings beginning January 7th. The organizing lecturer is J. Moir, and other *Wireless World* contributors are among the lecturers. A synopsis of the course, for which the fee is 30s, is available from the registrar. The college is also organizing a two-day course (March 8th and 9th) on Patents for Engineers. (Fee 25s.)

A one-day conference on **Automation, Education and Training** is to be held at the Royal Festival Hall, London, on December 4th, under the auspices of the British Association for Commercial and Industrial Education. Details are obtainable from B.A.C.I.E., 8, Hill Street, London, W.1.

V.L.F. in the Limelight.—For many years the very-low-frequency part of the radio spectrum (below 30 kc/s) has been virtually ignored. But now, new and interesting applications are coming to light, and a V.L.F. Symposium, sponsored jointly by the American Bureau of Standards and a professional group of the Institute

of Radio Engineers, is being organized. The Symposium is to be held at the N.B.S. Laboratories at Boulder, Colorado, on January 23rd-25th.

What is believed to be the first transatlantic television transmission (since Baird's low-definition experiments in 1928) was achieved on October 25th. We learn from Dr. Lamont, of R.C.A. Great Britain, that a rhombic aerial was used to feed three Ekco 14-in receivers installed at the R.C.A. receiving station at Riverhead, Long Island. The received Channel I picture was re-transmitted from Long Island to the headquarters of the N.B.C. in New York.

An additional amateur band has been announced by the P.M.G. Amateurs may now use, except within 50 miles of the Joderell Bank Observatory, the 200-kc/s band centred on 70.3 Mc/s for both 'phone and morse with a power of 50 watts.

A total attendance of approx. 380,000 was recorded by the Design Centre (28, Haymarket, London, S.W.1) during its first six months—a daily average of nearly 2,500. Radio is well represented at the Centre, established by the Council of Industrial Design. Some 25 receivers and radiograms are included in the permanent, but constantly changing, display of "well-designed British durable consumer goods." To ensure the technical efficiency, as opposed to the outward form, of items selected by the Council, each industry has its own assessor.

In the report of the Institute of Navigation, presented at the Annual General Meeting on October 16th, it is stated that membership increased by 216 during the year ended June 30th, bringing the total to 1,633.

Radio and the Motorist.—With the introduction of radio-equipped patrol vehicles in the Belfast and Dublin areas, the Automobile Association now has 21 radio control centres in operation, covering an area of 36,000 square miles.

Reliability in Electronics.—The American I.R.E. and the Radio-Electronic-Television Manufacturers' Association are among the sponsors of the third National Symposium on Reliability and Quality Control in Electronics which will be held in Washington from January 14th to 16th.

The twelfth annual Manchester Electronics Exhibition, organized by the northern division of the Institution of Electronics, will be held at the College of Science and Technology, from July 11th to 17th next year. The honorary exhibition organizer is W. Birtwistle, 78, Shaw Road, Rochdale, Lancs.

The fourth British Plastics Exhibition and Convention will be held in the Grand Hall, Olympia, London, from July 10th to 20th next year. The exhibition, which has previously only included materials, plant and products of the United Kingdom and British Commonwealth, will include exhibits from other countries.

"Certificates and Awards" is the title of a new book published by the Radio Society of Great Britain giving details of amateur operating awards and certificates issued by member societies of the International Amateur Radio Union and other bodies. It costs 2s 6d.

A complete list of New Zealand amateurs is included in the June issue of *Break-in*. This issue of our contemporary, which is the official monthly journal of the New Zealand Association of Radio Transmitters, costs 3s 3d.

The centenary of the Morgan Crucible Company, of which Morganite Resistors Limited is a subsidiary, has been marked by the publication of "Battersea Works 1856-1956" in which the history of the company is traced.

The address of F. R. W. Trafford (see page 465 of the October issue) is "Woodcot," Mead Court, Waltham Abbey, Essex. (Tel.: Waltham Cross 3216.)

WHAT THEY SAY

Television on Tape.—"Because of the shortcomings of photographic recording systems, considerable work has been done on the development of a method of recording a television picture on magnetic tape . . . very promising results have been achieved, and the B.B.C. hopes shortly to have in use experimental equipment of this type."—Sir Harold Bishop, B.B.C. Director of Engineering.

Means and Ends.—" . . . much depends on whether you use a loudspeaker to listen to music, or whether the music is merely a means of listening to a hi-fi loudspeaker."—P. J. Walker, in a lecture to the B.S.R.A.

Minorities.—"V.H.F. radio can narrow the gap between mass communication and the educationists' concern with the individual by permitting the direction of many more programmes to groups with a particular interest without depriving the many of their relaxation."—Sir George Barnes, in *The Times*.

Colour TV Maintenance.—"The very nature of the colour television receiver and its behaviour is reason enough to anticipate an almost continuous demand for service on a monthly, if not a weekly, basis for a long period of time."—*Radio and Television News* (New York).

Radio Interference.—"I personally would like to see it definitely stated on a [G.P.O.] complaint form that unless a good aerial is fitted the complaint will not be accepted."—M. Smith (Post Office Engineering Department) at a Brit.I.R.E. meeting in Manchester.

"For Sale.—Radio and television business, established 100 years. . . ." (Advertisement in provincial newspaper.)

BUSINESS NOTES

The Marquis of Exeter, better known as Lord Burghley, announced at the recent annual general meeting of A.C. Cossor, Limited, that the group had sustained a net loss of £94,424 during the year ended March 31st against the previous year's £248,157 profit. This is attributed largely to the cancellation of Government contracts which reduced the company's work for the Ministry of Supply to one-third of the volume in the preceding year. To extend the telecommunications interest of the group, Cossor Communications Co., Ltd., has been formed. Henry Chisholm is chairman of the new company, with T. S. Heftman as general manager and technical director.

An Australian company has been formed under the title of Bush Simpson, Ltd., to manufacture, under licence, Bush television receivers in Adelaide. A television test pattern generator, comprising eleven 6ft racks, has been designed and built by Bush Radio for installation in the Adelaide factory. It provides a test pattern and sound for each of the ten 7-Mc/s channels (between 49 and 216 Mc/s) to be used in Australia.

The Southern Gas Board's Southampton group is to equip eight of its maintenance vehicles with frequency-modulated radio-telephones. The equipment, which is being supplied by Automatic Telephone & Electric Co., will permit full duplex working.

The Decca surveillance radar equipment, which has been in use at Gladstone Dock, Liverpool, since 1948, is to be replaced by the Decca Type 32 harbour radar. The installation will include a 25-ft scanner (giving a 0.3 degree beam, and a 0.05 μ sec pulse) and the Decca "Interscan Display System."

A comprehensive public address system linking the head office, main aero engine works and four satellite factories of Rolls-Royce, Limited, Derby, is being installed by Communication Systems, Limited, associates of Automatic Telephone & Electric Co., Ltd.

Nine r.f. induction heaters have been supplied by Redifon to the U.K. Atomic Energy Authority, at Risley, for purifying corrosive liquids. A feature of the installation is that the generators will be nearly 40ft from the handling plant necessitating the use of unusually long coaxial cables.

Fry's Metal Foundries, Limited, have introduced a high-temperature flux for use with solders having a higher melting point than the normal tin-lead range. Known as Alcho-re soldering fluid Type S64, it can be used without carbonizing at temperatures of 50-100°C above the carbon point of resin fluxes.

Marconi's announce that recent radar contracts amount to approximately £400,000, the bulk for 50-cm crystal-controlled surveillance equipment (Type S232). This equipment, which is in use at London Airport, incorporates a moving target indicator system eliminating permanent echoes.

The name of Goodmans Viscount loudspeaker enclosure, which was introduced at the Radio Show, has been renamed the Canberra.

The Leadsman echo-sounder, designed by Pye Marine, Ltd., for use in yachts, fishing vessels and small craft generally, was awarded a gold medal at the California State Fair in San Francisco. It has a depth range of from 3ft to 45 fathoms.

Two gold medals were awarded the Trix Electrical Company at the California State Fair for their Trixonic amplifier (800), and A720 table gramophone.

New showrooms and offices of the Pullin group of companies were recently opened at Electric House, 93-97, New Cavendish Street, London, W.1. (Tel.: Langham 4551.)

Victoria Instruments, Ltd., Midland Terrace, Victoria Road, London, N.W.10 (Tel.: Elgar 7871-3), a new member of the Pullin Group, has taken over the control of Victoria Instruments, formerly operated by V.I.C. (Bournemouth), Ltd.

Parmeko's new research laboratory at Grace Road, Leicester, is equipped to carry out general research into all problems relating to transformers, magnetic amplifiers, saturable core reactors and other iron-cored devices.

An extension to Corran Works, Limited, the Pye domestic receiver factory in Larne, Northern Ireland, bringing the total area to well over 100,000 square feet, was officially opened on October 15th.

A.W.F. Radio Products, of 5-7, Tatler Chambers, Thornton Road, Bradford, have opened a branch wholesale warehouse at 170, Warwick Road, Kensington, London, W.14 (Tel.: Western 5201).

The Belfast offices of the Marconi Marine Company are now at Marconi House, 2, Corporation Square. (Tel.: Belfast 22250.)

Collins Electric Company, of Deramore Avenue, Belfast (Tel.: Belfast 42001) have been appointed sales and service agents for Truvox tape recorders and tape recording components and accessories.

Kolster-Brandes have opened a new depot at 41, Bent Street, Cheetham, Manchester. (Tel.: Blackfriars 3939.)

A Baird 30-line television receiver is a museum piece in the showrooms of Cussins and Light, Ltd., of York, who are celebrating 35 years in radio by opening a new service department. Dr. W. D. Cussins, who was formerly with E.M.I., will be in charge of the service department.

A comparator unit, enabling prospective purchasers of amplifiers, pickups and loudspeakers to hear readily a variety of equipment, is being installed in the new audio showroom opened by Camera and Cine Centre, 14, Long Causeway, Peterborough.

OVERSEAS TRADE

Aerials.—Antiference announce that in a recent survey of receiving aerials sold in Denmark well over 50 per cent were manufactured by this company.

A report on the market for sound and television receivers in Luxembourg has been prepared by the Export Services Branch of the Board of Trade from information received from the British Embassy in Luxembourg.

Communications Equipment.—In addition to the £500,000 order for equipment for the Iranian police mentioned last month, Redifon, Limited, have been awarded a £100,000 contract for a radio network for the country's customs department. When the installation is completed key customs posts along Iran's frontiers and coastline will be in radio communication with the headquarters in Tehran.

Echo Sounders.—Fifteen trawlers being built at Lowestoft for the Soviet Union are to be equipped with the Pye Fishfinder.

Fixed and mobile communications equipment, to the value of £170,000, has been ordered by Pakistan from Cossors.

A Pye "Continental" car-radio receiver, which is designed for long-range reception, has been adapted for 24-volt operation for use in the Vickers Varsity aircraft converted for the personal use of King Hussein of Jordan.

Closed-circuit industrial television equipment linking the chief office of the English, Scottish and Australian Bank and a branch office (both in Melbourne) with the Ledger Posting Centre in another part of the city, has been installed by Pye. This system, which was installed experimentally at the Glyn Mills & Co.'s bank in London a few years ago, enables either the head office or the branch to have immediate access to details of accounts at the central accounting office.

CLUB NEWS

Acton, Brentford, and Chiswick.—Members of the Acton, Brentford, and Chiswick Radio Club are holding a surplus equipment sale at the meeting on December 18th. The club meets at 66, High Road, Chiswick, on the third Tuesday in each month. Sec.: W. G. Dyer (G3GEM), 188, Gunnersbury Avenue, Acton, London, W.3.

Barnsley.—At the meeting on December 14th of the Barnsley and District Amateur Radio Club, W. Williams will speak on "Scopes and wobulators." Fortnightly meetings are held at 7.0 at the King George Hotel, Peel Street. Sec.: P. Carbutt (G2AFV), 33 Woodstock Road, Barnsley.

Birmingham.—S. R. Kharbada will talk about the Labgear LG300 transmitter to members of the Slade Radio Society on December 7th. Meetings are held on alternate Fridays at 7.45 at the Church House, High Street, Erdington. Sec.: C. N. Smart, 110 Woolmore Road, Erdington, Birmingham, 23.

Bradford.—"Mobile working" is the title of the talk by F. E. Lancaster (G3BJP) to be given at the meeting of the Bradford Amateur Radio Society at 7.30 on December 18th at Cambridge House, 66 Little Horton Lane. Sec.: F. J. Davies (G3KSS), 39 Pullan Avenue, Eccleshill, Bradford, 2.

Coventry.—Meetings of the Coventry Amateur Radio Society are held each Monday at 7.30 at the club's headquarters, 9 Queen's Road. Sec.: N. J. Bond (G3IHX), 12 William Bree Road, Coventry.

Sidcup.—"Natural sound in the home" is the title of the demonstration-talk being given by L. Clinch at the meeting of the Cray Valley Radio Club on November 27th. Monthly meetings are held at 8.0 at the Station Hotel, Sidcup. Sec.: S. W. Coursey (G3JJC), 49 Dulverton Road, New Eltham, London, S.E.9.

Wellingborough.—At the meeting of the Wellingborough and District Radio and Television Society at 7.30 on December 13th at the Silver Street Club Room, R. M. Tilley (G3KSC) will give a general survey of amateur radio. Sec.: P. E. B. Butler, 84 Wellingborough Road, Rushden, Northants.


F.M. Multi-Path Distortion

By M. G. SCROGGIE, B.Sc., M.I.E.E.

Its Influence on the Design of
Receivers and Aerials

THE object of the v.h.f. frequency-modulation service of the B.B.C.* is to provide better reception of sound broadcast programmes. One improvement—the most important, freedom from adjacent-channel interference—is obtained by leaving the overcrowded medium-frequency band for the v.h.f. Band II (87.5–100 Mc/s) with its wide inter-channel spacing and limited transmission range. A benefit consequent on this is that the wider r.f. channel permits wider audio-frequency acceptance at the receiver and hence higher fidelity. Another improvement—freedom from noise and common-channel interference—is obtained by the use of f.m. instead of a.m. It would be a pity if, having achieved a silent background and wide-band reproduction, the programmes were to be marred by serious distortion; yet that, in certain circumstances, is what is liable to happen. So as not to spread alarm and despondency at the very outset, however, it should be emphasized that (a) these circumstances are exceptional, and (b) where they exist their troublesome consequences can be ren-

Fig. 1. Typical situation in which reception of a v.h.f. signal can occur via two paths simultaneously. The effect of the reflected signal is especially significant when, as shown here, direct reception is weakened by an obstruction.



dered almost if not entirely unnoticeable. But it is desirable that the nature of this trouble should be well known, as otherwise it might cause considerable perplexity and frustration.

Its audible effects are likely to suggest that there is something loose somewhere, probably in the loudspeaker. In mild cases even a critical listener might notice no more than an occasional slight jarring; but in severe cases the distortion is quite intolerable—enough to make one wonder whether the loudspeaker cone has come adrift at the centre or grid bias has entirely gone from the output stage. The fact that some programmes may be badly affected and others not noticeably might at first prompt one to write an indignant letter to the B.B.C. Further experience would show that piano music is badly affected, orchestral music much less so, and speech hardly at all except in very severe cases. Turning down the volume does not, as one usually hopes with obvious non-linearity, reduce the proportion of distortion—a fact that may revive suspicions of the B.B.C. But comparison with someone else's reception may show that the same programme is perfectly clear with them—which lets the B.B.C. out and brings one's own set once more under suspicion.

*Described in a paper entitled "The B.B.C. Sound Broadcasting Service on Very-High Frequencies" by E. W. Hayes, M.I.E.E., and H. Page, M.Sc., M.I.E.E., which is to be read before the Radio and Telecommunication Section of the Institution of Electrical Engineers on 12th December, 1956.

The true cause, however, lies in the space between; the condition known as multi-path reception. With television it gives rise to "ghosts"—duplicate images displaced to the right on the screen. The fact that these are due to signals that have come by reflection over longer paths and have thereby been delayed is easy to relate to the observed results, but how such conditions would affect reception of f.m. sound programmes is less obvious.

Amplitude Modulation

Fig. 1 indicates the kind of situation in which multi-path reception can occur. For reasons that will appear, distortion is most likely to be severe when the path length difference is of the order of 5–15 miles. On some receivers it can be bad at 5 miles, if the delayed reception is as much as 10% of the direct ray; at 10 or 15 miles a much smaller relative signal strength can be troublesome. And while it is unlikely that a signal received over so much longer a path would be comparable in strength

with the direct reception, it may be important if (as suggested in Fig. 1) the direct signal is attenuated by intervening ground or other obstruction.

Let us first consider the effect of a delayed signal when the carrier wave is unmodulated. The total signal received is the sum of the direct and delayed signals, which can conveniently be represented in magnitude and phase by the usual vector notation. In Fig. 2, OA represents the direct signal and AB a delayed signal of one quarter its voltage. The total signal voltage is represented in each diagram by the vector OB. At (a) the path difference is zero; at (b), quarter of a wavelength; at (c), half a wavelength; at (d), three-quarters; then (a) also represents one wavelength; and so on, indefinitely. Variations in path difference cause both voltage and phase of the total signal to vary, relative to the direct signal alone.

The cyclic variations in signal voltage as the path difference is increased are shown in Fig. 3 for two different signal frequencies. The wavelike curves are not sinusoidal, as might at first be supposed; the difference between them and a sine wave is most marked if the two signals are equal in strength, when the difference between the lengths of OA and OB in Fig. 2(b) and (d) is greatest (short of AB being greater than OA, when it would rank as the main signal) and becomes small when the signals are very unequal. At the frequencies illustrated; a change in path difference of as little as

1½ metres (5ft) is sufficient to bring the signal strength from a maximum to a minimum or *vice versa*. Quite large variations can be observed by measuring the signal strength in a receiver (before the limiter!) while moving its aerial about the room, where there are often strong reflections from such objects as metal curtain rods. In fact, it is sometimes possible to find positions where the signal is almost entirely cancelled out. These short path differences do not themselves cause the kind of distortion being considered, but indirectly may greatly influence it.

Fig. 3 also shows that when there is multi-path reception the net signal strength depends on signal frequency. With a path distance of only 15 metres, a change of frequency from, say, 90 to 100 Mc/s is needed to cause the maximum change of signal voltage. The longer the path difference, the smaller the change of frequency needed. It is shown in Appendix I that the frequency difference causing a change in total phase difference of half a cycle (and therefore sufficient to cause maximum change of total signal voltage) over a path difference of D miles is

$$f_{\lambda} = \pm \frac{93,625}{D} \text{ c/s}$$

With a path difference of several miles the comparatively small frequency changes due to frequency modulation are sufficient to cause maximum signal fluctuations. In Fig. 4, signal voltage is plotted against change of signal frequency for path differences of 2 and 10 miles, assuming a 4:1 direct/delayed signal-strength ratio as in Figs. 2 and 3. Note that these curves are independent of initial signal frequency (i.e., carrier frequency). It has been arbitrarily assumed that the carrier frequency corresponds to an exact whole number of wavelengths over the path difference in each case, thus making the signal a maximum at zero on the frequency-change scale, but of course in practice it would be a matter of chance; the full change from maximum to minimum could be obtained by moving the aerial a few feet.

It is clear, then, that where multi-path reception occurs the signal reaching the receiver is not only frequency modulated but also amplitude modulated, the depth of a.m. depending on the ratio of delayed to direct signal strength. In Fig. 4 for example, it is 25%. The frequency of the a.m. is determined by the rate at which successive maxima and minima are encountered while the frequency of the radiated signal is being swung to and fro by f.m., and this depends not only on the f.m. modulating frequency (a.f.) but also—as Fig. 4 shows—on the path difference. We will go into the relationship between the spurious a.m. frequency and the legitimate

Fig. 2. Four successive phase relationships between the directly-received signal, represented by the vector OA, and the delayed signal, AB. The total signal reaching the receiver is represented by OB.

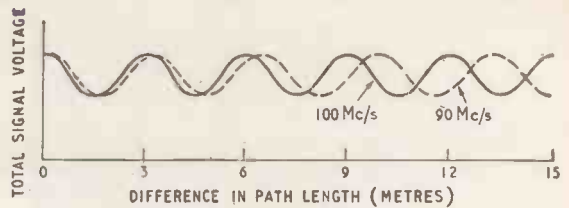
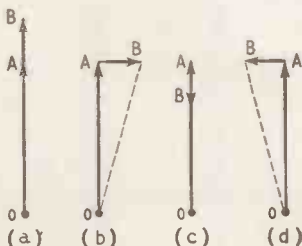


Fig. 3. The cyclic variations in the length of OB in Fig. 2 are here plotted against path difference for two different signal frequencies.

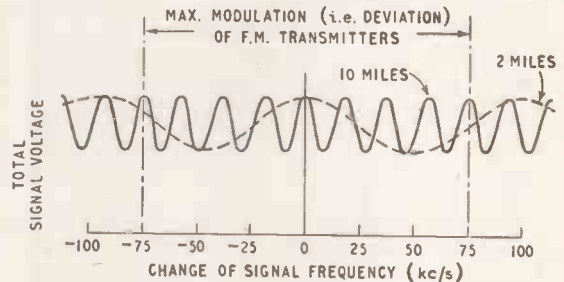


Fig. 4. The variations in total signal with frequency, shown for two frequencies in Fig. 3, are here plotted continuously against frequency, for two much longer path differences.

f.m. frequency later, but first let us consider more generally the effect of this a.m. on reception.

In a perfect receiver it should have no effect, for one of the functions performed in a f.m. receiver is the removal of any residual a.m. by signal-limiting. The only exception would be if, by extraordinarily bad luck, the signal received by the delayed path was equal in strength to that received direct, which would result in the total signal being periodically reduced to zero during each cycle of frequency modulation—a circumstance that could not fail to cause very serious distortion. Even a perfect f.m. receiver would reasonably regard the creation (at the right moments) of a signal it did not receive as being outside the scope of its duties. In receivers with less than perfect limiting, the occurrence of multi-path reception in any degree is bound to superimpose a certain amount of modulation at a frequency or frequencies different from those of the programme and thereby to cause distortion.

Remedies

The electrical magnitude of such distortion is obviously proportional to two factors: the ratio of the weaker to the stronger signal arriving, and the proportion of a.m. that the limiter fails to remove. These point to the two lines of attack against multi-path distortion. One can seek to reduce the signal ratio, or to improve the receiver limiting, or preferably both.

The second of these concerns the design of the receiver. At the present time most f.m. broadcast receivers on the market use a ratio discriminator. One of the main advantages of this type of discriminator—from the commercial point of view—is its inherent limiting property, which in normal circumstances enables a preceding limiter stage to be omitted. But in the abnormal circumstances now being considered its limiting is insufficient. Experi-

ments carried out by the B.B.C. show that as little as 5% signal delayed by 10 miles can cause very unpleasant distortion in a typical broadcast receiver, although the reduction of a.m. averaged over the modulation band is of the order of 20 dB. Where a Foster-Seeley discriminator is used a preceding limiter is necessary, and it appears that this combination is usually rather better than the ratio detector, giving about 26 dB reduction. Nevertheless it is hardly sufficient, and a better system—and one which ought not to be impracticable in commercial receivers—is a ratio detector supplemented by a limiter stage. To ensure a high standard of reception in bad multi-path situations, a Foster-Seeley discriminator with two limiter stages may be required.

Listeners who are in multi-path situations must therefore choose their receiver with care, and it is to be hoped that manufacturers will give greater attention to their needs. Listeners who already have a receiver that is not good enough for their situation may ask what they can do about it. The answer is to consider the aerial.

Most broadcast receivers are fitted with some kind of internal aerial which, aided by the noise-and-

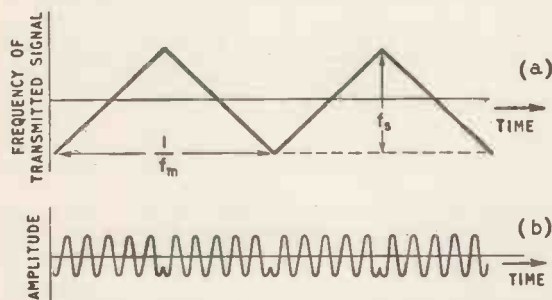


Fig. 5. Triangular low-frequency f.m. waveform (a), with constant rate of change of frequency, gives a constant (but not usually coherent) frequency of a.m. in the total received signal (b).

interference-suppressing capabilities of f.m., may be all very well in favourable situations where there is a strong direct signal. But so far from being any help in a multi-path situation it is likely to make the worst of it. In the first place, owing both to its low position and its inefficient size, shape and surroundings, its pick-up is relatively small, so at the minimum amplitude phases the signal may be brought below the level required for efficient limiting. Then if by chance the most suitable position for the receiver happens to put the aerial where the direct signal is partly cancelled out by local reflections, and the delayed signal is perhaps even reinforced by these reflections, the ratio can be greatly worsened as compared with the free-space figure.

A separate indoor aerial likewise may suffer from screening and local reflections, but at least there is more freedom as regards its design, siting and orientation.

However, where real trouble is being experienced with multi-path distortion it would be advisable to make use of an aerial with directional properties to discriminate in favour of the direct signal and against delayed signals. In a situation such as Fig. 1, for example, an aerial with a cardioid polar diagram giving a good minimum behind to cut out the reflected ray would be an obvious choice. Where the

trouble is due partly to a weak direct signal, the aerial should be raised and situated outdoors; for instance, at roof level on the side of the house away from the reflected radiation. If an indoor aerial has to be used, it should preferably be high up and with the minimum of obstruction between it and the transmitter.

To sum up, then: if f.m. reception is distorted in a manner that agrees with the description, and it cannot be accounted for in any other way, the possibility of multi-path reception may well be suspected; and if improvement of limiting in the receiver is impracticable or insufficient to clear the trouble, the design and siting of the aerial should be given careful consideration.

Phase Modulation

Fig. 2 shows that multi-path reception causes not only undesired amplitude modulation of the received signal but also phase modulation. This aspect of the subject was treated in a recent issue by L. W. Johnson*, but apparently under conditions which permitted the assumption that the frequency of this modulation would for the most part be ultrasonic. In the circumstances considered here, with a relatively small indirect signal carrying the same programme over a distance greater by at least several miles, this would not be so. The phase modulation would have the same frequency as the amplitude modulation. Improvement of limiting would not avail against it, but any aerial modifications that reduced the indirect/direct ratio would. The experimental fact that improvement in limiting in typical receivers is sufficient to reduce severe distortion to imperceptibility leads one to conclude that under the conditions considered here the distortion is due predominantly to amplitude modulation.

And now in closing we may care to return to the question of the frequency of the a.f. components introduced by multi-path amplitude modulation, because that has an important bearing on the subjective assessment of the distortion; in other words, on how bad it sounds.

First let us assume that the carrier wave is frequency-modulated at such a low frequency (f_m) that the time delay via the longer path can by comparison with its cycles be neglected. For example, at $4\frac{3}{4}$ miles path difference the time delay is $1/40,000$ sec, which at $f_m = 1,000$ c/s is only one fortieth of a cycle of modulation. Let us also assume that the modulation waveform is triangular as shown in Fig. 5(a), so that the rate of change of carrier frequency (without regard for sign) is constant. Let f_s denote the frequency swing as defined in the diagram. Then the total frequency change during one cycle of modulation is $2f_s$. As shown in Appendix 1, the number of cycles of amplitude modulation caused thereby is $2f_s D/187,250$, where D is the path difference in miles; and as these occur in $1/f_m$ sec, the frequency of amplitude modulation is

$$f_{am} = \frac{f_m f_s D \text{ c/s}}{93,625}$$

The maximum value of f_s for the standard deviation of ± 75 kc/s is 150 kc/s; at full frequency modulation the frequency of a.m. is therefore

$$1.60 f_m D \text{ c/s.}$$

*"F.M. Receiver Design," *Wireless World*, October 1956, p. 497.

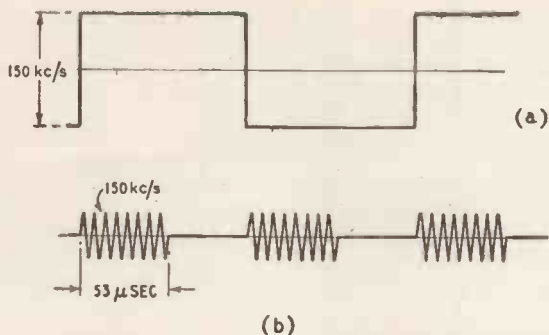


Fig. 6. When the rate of change of frequency is infinite, as in a perfect square wave (a), the time delay of the path difference causes the a.m. to have a maximum finite frequency, equal to the total frequency swing of the f.m. (b). Its duration is equal to the time delay.

It will be noticed that in general this is not an exact multiple of the modulation frequency, so the cycles would not, except by luck, be coherent; for example, if the swing were ± 50 kc/s (i.e., $f_s = 100$ kc/s) and the path difference 10 miles, Fig. 4 shows that the a.m. waveform would be as in Fig. 5(b). Averaged over a number of f_m cycles, distortion at the frequency of the individual cycles shown in this

APPENDIX 1.

Elementary derivation of relationship between a constant frequency displacement f c/s and the resulting phase displacement ϕ cycles over a time delay T secs caused by a path difference D miles.

Since a frequency change f is the number of cycles phase change per sec, the phase change in time T is fT cycles; i.e.,

$$\phi = fT$$

Because the velocity of the signal is 187,250 miles per sec,

$$T = \frac{D}{187,250} \text{ secs}$$

$$\therefore \phi = \frac{fD}{187,250} \text{ cycles}$$

Maximum amplitude change of total signal results from a phase change of half a cycle; i.e., $\phi = \pm \frac{1}{2}$. Call the corresponding frequency change $f_{\frac{1}{2}}$. Then

$$f_{\frac{1}{2}} = \pm \frac{187,250}{2D} = \pm \frac{93,625}{D} \text{ c/s}$$

APPENDIX 2.

Frequency of amplitude modulation due to multi-path reception.

Let the frequency displacement of the direct signal (f_1) be a function of time:

$$f_1 = F(t)$$

Then the frequency displacement of the signal delayed by T secs is

$$f_2 = F(t-T)$$

diagram would tend to cancel out, and the distortion components would spread over a wide band of frequencies, comprising mainly high harmonics of f_m .

Since the frequency of the a.m. is proportional to rate of change of carrier frequency, it follows that with a sinusoidal modulation waveform the frequency of the a.m. is itself modulated cosinusoidally, as shown in detail in Appendix 2, yielding a complex band of frequencies. This being so, it is not surprising that very small percentages of distortion—according to the B.B.C. tests, less than 1%—can not only be detected but sound very unpleasant. It will be remembered that minute percentages of high-order harmonics are far more objectionable than much larger percentages of low-order even harmonics, which are concordant; and in general the same applies to intermodulation.

If the frequency-modulation depth is very low, or the path difference less than a mile, the total signal is swept over only about one amplitude cycle or less per cycle of f.m., so the main component of a.m. has the same frequency as the f.m., and distortion is not noticeable even though the percentage of delayed signal may be quite large. Subjective distortion increases more rapidly than path difference, other things being equal; so that, for example, 5% delayed signal at 10 miles is rather worse than 10% at 5 miles.

Since the most unpleasant distortion occurs when

The fundamental frequency of amplitude modulation due to summation of the two signals is

$$f_{am} = f_1 - f_2 = F(t) - F(t-T)$$

E.g. 1 Constant rate of change of frequency. Let $f_1 = at$

$$\text{Then } f_{am} = at - a(t-T) = aT$$

E.g. 2 Sinusoidal frequency modulation. Let $f_1 = f_d \sin \omega_m t$, where f_d is the peak frequency displacement and $\omega_m = 2\pi \times$ modulation frequency.

$$\text{Then } f_{am} = f_d \sin \omega_m t - f_d \sin \omega_m (t-T) = f_d [\sin \omega_m t (1 - \cos \omega_m T) + \sin \omega_m T \cos \omega_m t]$$

$$\begin{aligned} &= f_d \left(2 \sin \omega_m t \sin^2 \frac{\omega_m T}{2} + 2 \sin \frac{\omega_m T}{2} \cos \frac{\omega_m T}{2} \cos \omega_m t \right) \\ &= 2f_d \sin \frac{\omega_m T}{2} \left(\sin \omega_m t \sin \frac{\omega_m T}{2} + \cos \omega_m t \cos \frac{\omega_m T}{2} \right) \\ &= 2f_d \sin \frac{\omega_m T}{2} \cos \omega_m \left(t - \frac{T}{2} \right) \end{aligned}$$

i.e., the frequency of amplitude modulation varies cosinusoidally, with a maximum equal to $2f_d \sin \frac{\omega_m T}{2}$.

Take for example a 1,000 c/s tuning note ($\omega_m = 6,283$) frequency-modulating the carrier to the extent of ± 30 kc/s. Then a time delay of $50 \mu\text{sec}$ would cause the input to the receiver to be also amplitude-modulated at a frequency sweeping 2,000 times per second from 0 to $2 \times 30,000 \sin \frac{6,283 \times 50}{2 \times 10^6} = 9,400$ c/s and back.

the frequencies of the distortion products are relatively high, it is perhaps hardly surprising that a very striking improvement can be obtained by using tone control to cut top frequencies. But in doing so one sacrifices the chief advantage of v.h.f. broadcasting. Conversely, the ability of "hi fi" to reveal distortion in all its horror was never more true than of this particular variety.

As the modulation frequency is raised, the indirect path delay prevents the distortion frequency from rising in proportion, so that in the limit, with infinitely high rate of change of carrier frequency—

square-wave f.m.—the distortion frequency reaches a maximum equal to the frequency swing. Thus if, for example, the full deviation of ± 75 kc/s were used and the path difference were 10 miles, the result would be as shown in Fig. 6; this distortion, being above the audible limit, would be innocuous, provided that the bandwidth of the receiver was sufficient to cover it, for the reasons given by Johnson in the article already mentioned.

The courtesy of the B.B.C. in providing information and demonstrations, and in making some helpful criticisms of this article, is gratefully acknowledged.

DESIGN FOR A CAR RADIO

Circuit Details of a Home-Constructed Receiver

By S. W. AMOS,* B.Sc., A.M.I.E.E.

ALTHOUGH there are many excellent car radio receivers on the market today the author decided it would be an interesting experiment to construct one to his own design. Users do not often attempt to construct receivers of this type and the following description of the circuit used and the difficulties encountered may prove helpful in view of the scarcity of published information on the subject.

The complete equipment comprised four separate items, namely:

(a) the receiver proper which was mounted in one of the glove lockers,

- (b) the h.t. unit, a motor-generator, which was bolted underneath the parcel shelf,
- (c) the loudspeaker, a thin wafer type, which was mounted in the roof above the centre of the windscreen,
- (d) the aerial, a vertical telescopic type, mounted on one side of the bonnet near the windscreen.

No useful purpose would be served in giving full constructional details of the set because it was "tailor made" to fit a particular make of car and is unlikely to be suitable for other models.

The article, therefore, is devoted to details of the

*B.B.C. Engineering Training Department.

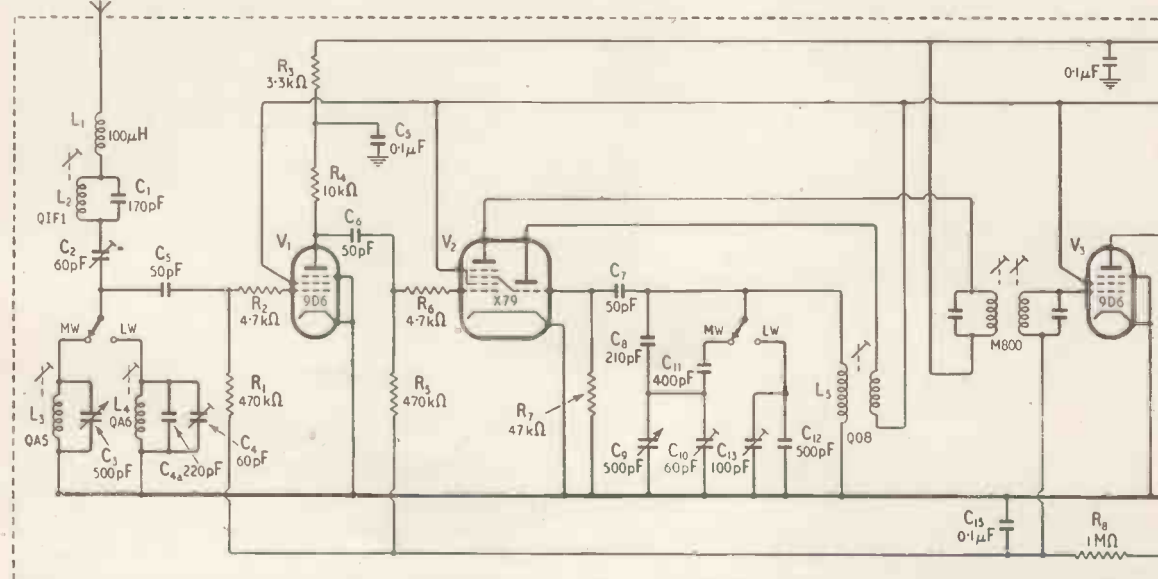


Fig. 1. Theoretical circuit of the receiver. Coils L_2 , L_3 , L_4 and L_5 are Osamor and the i.f. transformers are Wearite. If the set is fitted in a car with the negative of the battery to frame the filter capacitors C_{23} , C_{24} , C_{26} and C_{28} must be reversed and the $-12V$ line becomes the $+12V$ line

circuit, emphasis being laid on those aspects in which it differs from that of a domestic receiver.

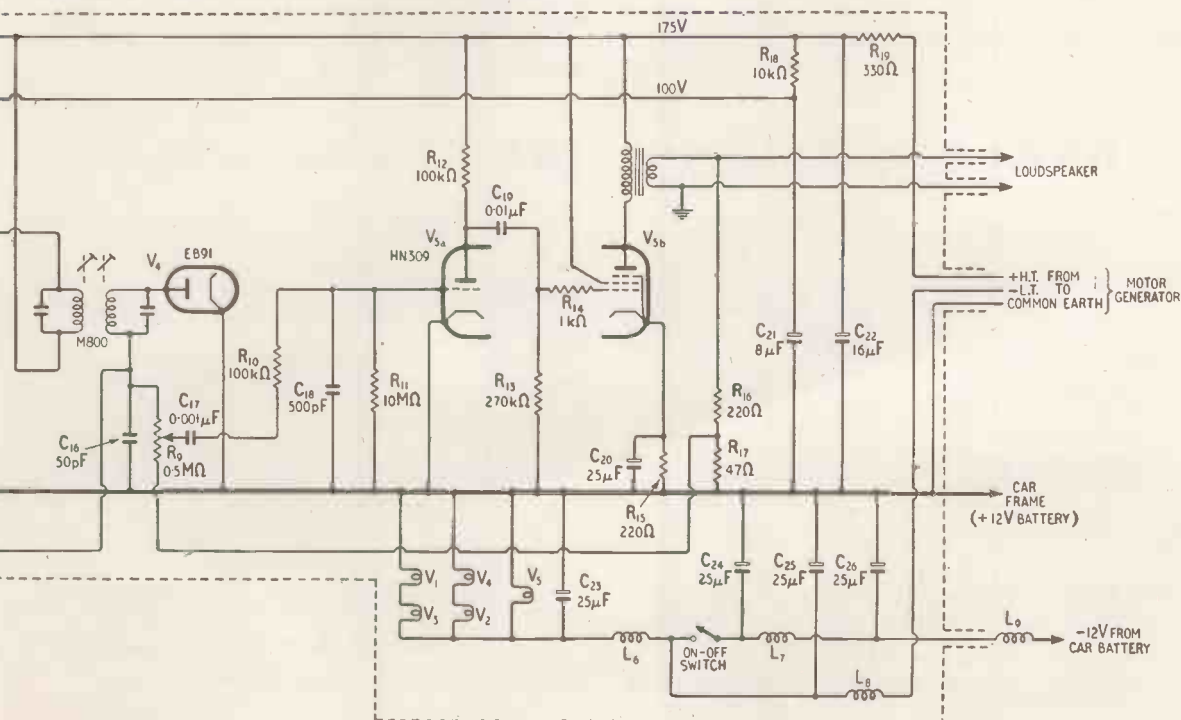
The circuit diagram is given in Fig. 1; it is based on that of the mains-driven superheterodyne receiver described by the author in *Wireless World* for August 1956 but, because of the limited efficiency of the car aerial as a collector, more gain was considered desirable and an r.f. stage was added. A variable- μ pentode was used, its control grid being returned to the a.g.c. line to give a total of three a.g.c.-controlled stages. The very efficient a.g.c. so obtained is needed to offset the extremely wide variations in signal strength which can occur when the car is moving. To make full use of the r.f. stage, the anode circuit should be tuned by one section of the tuning capacitor but this necessitates a bulky three-gang capacitor and complicates waveband switching. The receiver had to occupy a volume not exceeding 7in by 5in by 3in and the r.f. anode circuit was made aperiodic so that a miniature two-gang capacitor could be used, one section tuning the aerial circuit and the other the oscillator circuit.

The aperiodic coupling limits the gain of the r.f. stage, but a stage gain of 20 can be achieved. As a further aid to economy in space, the HN309 triode-pentode valve was used; this valve stands only 2in above the chassis yet incorporates a triode section with a μ of 70 (used as 1st a.f. amplifier) and a pentode delivering 2 watts output. Moreover, it has a 12-volt heater which makes it ideal for use in a receiver such as this which operates from a 12-volt car battery. There was insufficient space for a 0.1- μ F coupling capacitor in the grid circuit of the output stage and a miniature 0.01- μ F component (C_{19}) was used instead. This has negligible effect on the audible frequency response, but it causes low-frequency oscillation if the whole of the secondary voltage of the output transformer is used for negative-feedback purposes as in the a.c. mains superhet.

To obtain stability it was necessary to introduce the fixed potential divider R_{16} , R_{17} . Nevertheless at normal settings of the gain control there is considerable negative feedback and harmonic distortion is very low.

Long-wave Provision

To receive the Light programme a long-wave range is virtually essential. The areas in which this programme can be well received on medium waves are limited whereas the long-wave transmission on 200 kc/s can be well received almost anywhere in England. There are few other signals on the long waveband and it was decided to make the receiver pre-set to 200 kc/s on this band. This simplifies design by eliminating the need for a long-wave oscillator coil; the medium-wave oscillator coil will readily oscillate at the required frequency (665 kc/s). If the waveband switch is arranged to add the necessary extra capacitance. Experiment showed that the heterodyne voltage generated at the oscillator grid was 10 volts peak (equal to the medium-wave value) in spite of the lower LC ratio on long waves. It was found, however, that a fine tuning control, capable of tuning the receiver over a limited range of, say, 10 or 20 kc/s, was desirable. This was achieved as shown in the circuit diagram. On medium waves C_8 (210 pF) and C_{11} (400 pF) are connected in parallel to give a padding capacitance of 610 pF in series with the tuning capacitor C_9 . As explained in the August issue this is the value required for accurate tracking on the medium waveband. On long waves C_{11} is removed from the circuit leaving only C_8 (210 pF) in series with the tuning capacitor; at the same time a fixed capacitor of approximately 570 pF ($C_{12} + C_{13}$) is connected across the oscillator inductance. Because of the diluting effect of C_8 and $C_{12} + C_{13}$ the tuning range



on long waves is only approximately 190 to 210 kc/s.

Because of the limited pickup of the car aerial, the coupling to the first tuned circuit must be tight and in this receiver the aerial is connected to the "top end" of the first LC circuit *via* a series capacitor C_2 . For good voltage transfer this capacitance should be large but it must not exceed a certain value, otherwise it is impossible to tune the first LC circuit to the high-frequency end of the medium waveband. Moreover, if a trimmer is connected across this tuned circuit, to permit alignment with the oscillator circuit, it still further reduces the permissible value of C_2 and thus the voltage transfer of the aerial-coupling circuit. To obtain maximum voltage transfer a variable capacitor is used for C_2 and the first tuned circuit is aligned with the oscillator circuit by adjustment of C_2 . Thus C_2 combines the functions of coupling and trimming capacitance; this arrangement is quite satisfactory provided C_2 is adjusted by a non-conductive tool during alignment of the receiver. Both plates of C_2 are at r.f. potential and, if alignment is carried out with a metallic screw-driver, the further capacitance added to the circuit during adjustment masks the optimum setting of C_2 .

On long waves the tuning capacitor C_3 , and the inductor L_3 , are both removed from circuit and replaced by the inductor L_4 of approximately 2.3 mH which is tuned to 200 kc/s by adjustment of C_4 .

One consequence of using an aperiodic r.f. stage is that there is very little protection against break in of signals on or near the intermediate frequency. Any such signals picked up by the aerial are amplified in the r.f. stage and enter the i.f. amplifier to cause interference. The only protection against such interference occurs in V_1 grid circuit and this is inadequate particularly if the receiver is tuned to the low-frequency end of the medium waveband, or to the long-wave station. The wavetrap, $L_2 C_{13}$, in the aerial circuit is included to add further attenuation of i.f. signals.

The h.t. supply for a car radio is usually supplied from a vibrator unit but for this particular receiver it was obtained from a motor generator. Originally

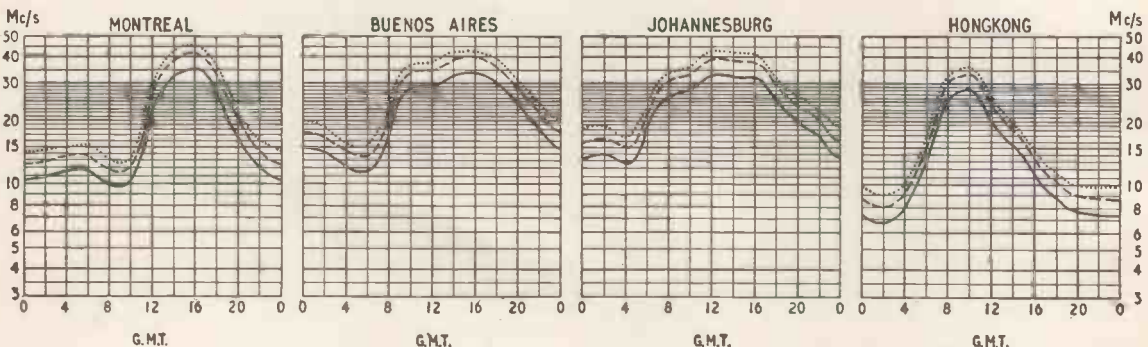
this machine was designed to supply 200 volts at 65 mA from the 12-volt input but the receiver required only 175 volts at approximately 45 mA. The necessary adjustment was made by including 1,000 ohms in series with the h.t. output from the generator. Of this 680 Ω were included in the motor-generator case, the output being decoupled by a 0.25- μ F capacitor, and the remaining 330 Ω were included in the receiver. With the capacitor C_{22} this latter resistance acts as an r.f. filter and attenuates any ignition interfering signals picked up by the leads from the motor generator to the receiver. Moreover the 1 k Ω added to the h.t. line gives additional smoothing and there is in fact no audible hum from the receiver.

Minimizing Interference

A number of precautions were necessary to minimize interference from the ignition system of the car engine. The chief measures adopted were the inclusion of the r.f. choke L_1 in the aerial lead and the series grid resistors R_2 and R_6 which attenuate interference signals on frequencies above the medium waveband. Interference signals can enter the receiver *via* the leads from the car battery and motor generator. R.F. filters $L_9 C_{26}$, $L_7 C_{24}$, $L_6 C_{23}$ and $L_8 C_{25}$ are included to minimize interference from this source and the leads to the battery, to the motor generator and to the aerial, as well as the receiver itself, are thoroughly screened. The filter chokes are Dubilier suppressor types, L_6 being a 1-A size and L_7 , L_8 and L_9 are 3-A sizes.

Although the receiver is used mainly in the London area for the local B.B.C. programmes a number of Continental signals and provincial Home services have been received. These are generally good in open country but less satisfactory in the city. Such signals tend to be weak between tall buildings and are marred by receiver hiss; they are also subject to strong electrical interference when the car travels along a trolley-bus route.

SHORT-WAVE CONDITIONS *Prediction for December*




THE full curves given here indicate the highest frequencies likely to be usable at any time of the day or night for reliable communications over four long-distance paths from this country during December.

Broken-line curves give the highest frequencies that will sustain a partial service throughout the same period.

- FREQUENCY BELOW WHICH COMMUNICATION SHOULD BE POSSIBLE FOR 25% OF THE TOTAL TIME
- PREDICTED AVERAGE MAXIMUM USABLE FREQUENCY
- FREQUENCY BELOW WHICH COMMUNICATION SHOULD BE POSSIBLE ON ALL UNDISTURBED DAYS

Marine Radar Developments

TECHNIQUES USED IN THE LATEST EQUIPMENT FOR SHIPS



Display and "Trackmaster" units of the Decca "true motion" radar Type TM46.

Left: Slotted waveguide aerial used with Kelvin Hughes Type I4 marine radar. Insert shows enlarged view of slots.

SOME new and interesting developments in marine radar technique were announced recently by two of the leading makers of this type of equipment. Decca have introduced what they describe as a "true motion" radar, and Kelvin Hughes have a new ship's radar which in addition to embodying a novel aerial system and printed wiring is very compact and reasonably priced.

The conventional ship's radar p.p.i. display shows relative motion only and all objects, whether stationary or moving, appear to be in motion on the face of the p.p.i. tube; only the ship itself is stationary, since its position is at the origin of the time-base scan. The apparent direction of movement is indicated by the luminous tail accompanying all "plots" and in order to determine the true motion of other vessels in the vicinity recourse has to be made to plotting the radar information on an appropriate chart. This takes time and is not always convenient to put into effect when navigating narrow and congested waters.

"True Motion" Display

It is not immediately apparent from a ship's p.p.i. display if an object is in fact moving or is stationary and if moving its apparent speed may be deceptive unless careful observations are made. The purpose of the new Decca technique of "true motion" is to resolve these ambiguities and present on the p.p.i. display a true, as distinct from a relative, picture of movements in the immediate vicinity of the ship, and if required out to a range of 10 miles. Beyond this the conventional display satisfies most requirements.

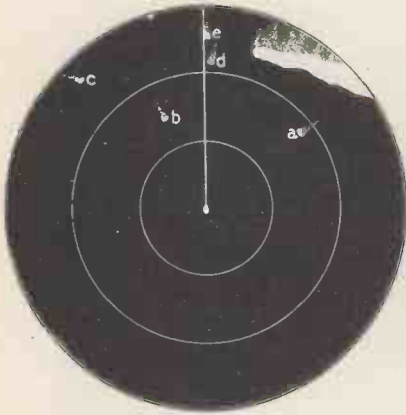
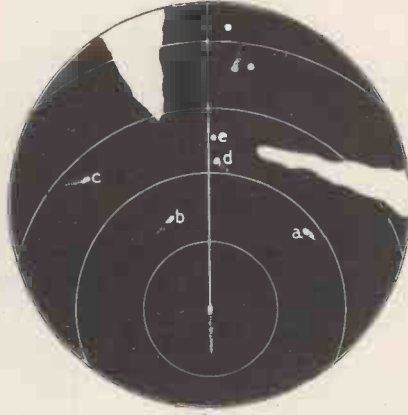
In order to achieve this "true motion" display it is necessary to add certain equipment not normally required and most of this is contained in a unit called the "Trackmaster." Into this is fed the ship's speed, which can be done either manually or automatically from the log, and bearing information from the gyro compass. Compass and log readings are converted in the "Trackmaster" unit into "E-W" and "N-S" voltages, which when applied to the appropriate coils on the c.r. tube shift the origin of the p.p.i. scan in accordance with the ship's direction and speed of movement.

Although small errors may arise in the recorded speed of the ship, bearing information must be accurate and, as the range markers of the display are as independent as in any other marine radar, distances and bearings of other objects are as accurate as usual.

The visual effect of "true motion" display is that it presents a bird's-eye view of the situation, with land masses and buoys stationary, the observer's ship moving along its true course and all other moving objects travelling in their true directions. Direction of movement is indicated, as usual, by a luminous tail and in addition the "own" ship's course can be indicated by a luminous heading line. There are variations in the actual form of display that can be used and relative motion information, with the origin of the scan stationary in the centre of the tube, as in conventional systems, can be displayed when required.

A brief specification of the Decca TM46, which embodies the new technique, is as follows: operating frequency, 9,320 to 9,500 Mc/s; double-cheese aerial; horizontal beam width 1.2° and vertical 22°; peak power 20 kW; pulse width 1.0 or 0.1 μ sec (by selection). Six ranges are provided, namely 1, 2.5, 5, 10,

SHIP'S HEADING MARKER

SHIP'S HEADING MARKER
(COURSE NORTH)

Relative motion (left) and "true motion" (right) displays presented by the Decca Type TM46 radar. "Tails" show the apparent (left) and true (right) movement of ships. Note the apparent movement of the land (left) and the readily identifiable buoys (right), which have no "tails".

25 and 45 nautical miles respectively. "True motion" display is not available on the 25- and 45-mile ranges.

The new Kelvin Hughes marine radar Type 14 employs a novel aerial consisting of a length of waveguide laid horizontal and having a series of inclined slots cut in its narrow side. Vertical separators, external to the waveguide, divide one slot from another throughout its length and these are designed to form truncated sections of waveguide in front of each slot. One of their functions is to suppress spurious radiation and unwanted side lobes.

The basic principle of the slotted waveguide aerial has been known for some time* but this appears to be the first time it has been applied to a commercial-type radar. One of its advantages is that it enables the size of the rotating head to be kept reasonably small, the Type 14 radar's scanner, for example, measures about 6ft long and only a few inches for each of the other two dimensions. This aerial has a beam width of 1.3° in the horizontal and 27° in the vertical. A small pick-up head is mounted on an outrigger ahead of and just below the centre line of

discrimination is required. The peak power output is 60 kW.

Printed wiring is used extensively throughout this equipment, which, with "potted" components, is said to contribute significantly to the reliability and low initial cost. Orthodox wiring is confined mainly to cabling and inter-unit connections. A 9-in c.r. tube is fitted to the display unit and, while it is somewhat smaller than usual for equipment of this kind, it gives a clear, bright display and is the only concession made to keep costs down to a minimum. The total consumption is about 1 kW. As with other ships' radars the operating frequency is in the "X" Band (circa 3 cm), the range of adjustment being 9,320 Mc/s to 9,500 Mc/s.

The Type 14 was developed with an eye to its installation in the smaller, as well as in the larger types of vessel where compactness, economy of operation, reliability and low initial cost are important considerations; the price is £1,195.

* "Resonant Slots," W. H. Watson, M.A., Ph.D.; *Jour. I.E.E.*, Vol. 93, Part IIIA, No. 4, pp. 747-771.

Atmospheric Absorption at Millimetre Wavelengths

AS the wavelengths used in radar systems are extended downwards into the millimetre region absorption due to water vapour and oxygen in the atmosphere and to adverse weather conditions becomes increasingly important.

A simple new method of measuring this absorption has been developed at the Bell Telephone Laboratories* and applied to the 5-6 mm band. This is based on the measurement at the source of the microwave power reflected from a suitably spaced corner reflector.

A feature of the method is that the measurement of absolute values is avoided so that results can be obtained readily and with accuracy. Thus by using two spaced reflectors it becomes unnecessary to know the absolute aerial gains or power levels. Furthermore by suitably frequency-modulating the source and beating it with the reflected signal, it is possible to measure the reflected power using the same narrow-band amplifier and simple square law detector for each reflector.

Owing to the use of a narrow-band amplifier high signal-to-noise ratio can also be obtained.

By this means the line breadth constant of oxygen at atmospheric pressure as used in the absorption theory given by van Vleck† has been accurately measured and the correctness of this theory tested. Some data have also been obtained on the influence of rain and fog.

REFERENCES

- * A. B. Crawford and D. C. Hogg, *Bell System Technical Journal*, July 1956, p. 907.
- † J. H. van Vleck, *Physical Review*, Vol. 71, 1942, p. 413.

"Automatic Wavemeter Calibration." On page 535 (top of right-hand column) of the November issue the pulse duration and time jitter requirements should be less than 10 and 1 milli-microseconds respectively.

Tropospheric Scatter Propagation

By J. A. SAXTON*, D.Sc.,
Ph.D., M.I.E.E.

IN the issue of this journal for January, 1956, the author gave an account of v.h.f. transmission by means of ionospheric scattering. In the same article brief mention was also made of the phenomenon of tropospheric scattering in order to draw attention to the different frequency ranges and distances of transmission for which the two mechanisms of propagation are important. Much information has recently been published concerning developments in the tropospheric field, particularly in the United States of America, and it therefore now seems appropriate to review the present state of our knowledge concerning long-range tropospheric propagation and its application to radio communication.

Notwithstanding the remarkable prediction made by Marconi in 1932 that communication considerably beyond the horizon by means of microwaves might well prove to be a future possibility, it was for many years after this thought that reliable communication in the v.h.f. band, and at still higher frequencies, would be confined to optical, or perhaps only very slightly greater, distances. Marconi's prediction was based on the fact that he had been able to communicate over a distance of 168 miles on a frequency of about 500 Mc/s, though not very reliably in view of the powers and aerials then available. During the 1930s other workers in Europe, Great Britain and the U.S.A. also noted that from time to time relatively strong signals were obtainable over much greater than line-of-sight paths at very high frequencies. Such signals were sometimes steady for considerable periods, but in general faded slowly over a wide range. It was soon realized that these transmission characteristics were closely linked with meteorological conditions over the paths concerned; and a great stimulus was given to their study when, with the use of higher powers and shorter and still shorter wavelengths for radar during the Second World War, experience of "anomalous propagation" (as it was then called) became much more extensive.

It has subsequently been shown that examples of abnormal transmission of the type discussed above, and which are now often observed when the weather is appropriate, are due to one or other of the super-refractive mechanisms which can occur in the troposphere. It is in fact such conditions which are responsible for one form of interference experienced at times in television reception. With the very high radiated powers which became available during and after the late war it began to be apparent that, at frequencies in the v.h.f. band and above, fields well beyond the horizon, whilst subject to fairly rapid fading, were on average persistently much in excess of those expected on the basis of diffraction round

the earth; even in the absence of meteorological conditions known to be conducive to super-refraction. Speculations as to the reason for these relatively strong fields included right from the start the suggestion that they were caused by reflection (or scattering) from numerous small discontinuities of refractive index in the troposphere. A brief discussion of subsequent theories will follow later, but it cannot be said that the phenomenon is by any means yet completely understood. On the practical side, however, the reliability of these beyond-the-horizon fields has been firmly established, and much progress made in their use for communication purposes.

Review of Theoretical Background.—In the earlier article, referred to above, a description was given of the basic process of scattering, and it was pointed out that scattering of electro-magnetic waves must always occur when there is a change in the refractive index (or its gradient) of the medium through which the waves are travelling. If a number of scattering centres are involved the scattering

REVIEW OF LATEST THEORIES : APPLICATION TO RADIO COMMUNICATION

may vary between the two extremes of incoherence and coherence (in which case reflection and refraction as ordinarily understood occur), depending upon the size of the centres in relation to the wavelength concerned and their spatial configuration.

Some six years ago E. C. S. Megaw in this country, and H. G. Booker and W. E. Gordon independently in America, suggested that the persistent signals well beyond the horizon were due to incoherent scattering caused by random fluctuations of refractive index in the troposphere, and that these fluctuations were produced by atmospheric turbulence. Quantitative developments of the theory, based on what was known at the time of the meteorological parameters concerned, showed that the magnitude of the observed signals could be reasonably well explained. This theory, together with its subsequent modifications of detail, has been accepted by many workers in this field, at least until comparatively recently, though other suggestions have been put forward. For example, T. J. Carroll considers that it is possible to explain the phenomenon by an application of the normal mode theory to an atmosphere in which the refractive index decreases monotonically from its value at the surface of the earth to unity at some specified height, above which it is maintained at unity. Though this variation of refractive index is in a general manner representative of what actually obtains in practice, except for the locally marked discontinuities of gradient which frequently occur at some height or other, the mathematical rigour of the theory has been seriously questioned.

Whilst the powerful stimulus to research and to

* Radio Research Station, D.S.I.R.

practical applications provided by the turbulence theory is freely admitted, there is now growing a feeling that, whilst some such process as that postulated by the theory may well occur, it does not represent the whole story, and a new approach to the problem is desirable. This view was expressed, for example, by several speakers at an international symposium on radio wave propagation held in Paris in September of this year.† The original theories of turbulent scattering contained the assumption of isotropic variations of refractive index, and it is now generally realized that this must be far from true. Soundings of the refractive index of the troposphere made by microwave refractometers provide evidence of the marked horizontal stratification which is nearly always present in some height interval. As a consequence there is a trend towards explaining long-distance tropospheric fields in terms of partial reflection and scattering from one or more layers in which there is a significant change in the gradient of refractive index with height from that occurring in neighbouring regions of the atmosphere above and below; and which may present a rough, or at times broken, surface to incident radiation, thus producing the observed fading characteristics. It is evident that much more work, both theoretical and experimental, remains to be done before a really satisfactory understanding of the problem is reached.

The mechanism of propagation is now so widely referred to as scattering that, even though it may ultimately transpire that the processes mainly involved are not those put forward in the early forms of turbulence theory, the term scattering will be used throughout the remainder of this article. Whilst the debate concerning the cause of long-range tropospheric signals may well go on for some considerable time, there is no doubt that this will not hold up intensive efforts to extend the practical applications of these signals.

Practical Aspects.—Whilst tropospheric scattering occurs at both lower and higher frequencies, it appears that the frequency range in which the most useful applications are likely to occur is from 400 to 500 Mc/s up to perhaps 5,000 Mc/s. Below this range the construction of suitable aerials becomes increasingly difficult; and above it the effects of absorption in the atmosphere begin to be steadily more important. Although it is possible to observe scatter phenomena with powers of only a few watts over one or two hundred miles if narrow-band sensitive receivers are used, powers of the order of kilowatts are required for longer-distance efficient wide-band systems. An essential feature of all scatter links is the use of highly directive trans-

mitting and receiving aerials. (The reader should perhaps be reminded that scattering is in any case useful only for point-to-point communication.) The operation of such links is illustrated by Fig. 1.

A narrow beam is radiated from the transmitter at T, and the similar beam of the receiving aerial at R intersects the transmitted beam as shown, so defining a common volume V. Refractive index fluctuations of some form or other within the volume V cause scattering and produce the signal at R. The beams must be accurately aligned, and ideally the angle θ should be as small as possible: this means that care must be taken to select terminal sites which permit unimpeded low-angle transmission in the direction of the horizon and reception from that direction.

A signal propagated by means of tropospheric scattering is characterized by both rapid and slow fading. The rapid fading is an essential accompaniment of the superposition of a large number of randomly phased field components, and it conforms closely to a Rayleigh distribution of amplitudes. Most of the time the rapid fading is within a range of some 15 dB, and 30-dB fades, for example, would be expected to occur for only 0.1% of the time. The frequency of this rapid fading increases with increasing distance beyond the horizon and with decreasing wavelength: it is normally of the order of 1 to 10 c/s. The slow fading is caused by changes in the overall average refractive conditions in the atmosphere; and it is stated by K. Bullington that, at points well beyond the horizon, the variation in hourly median signal strengths (i.e., the values exceeded for 50% of the time in each hour), when expressed in a decibel scale, follows a normal probability law with a standard deviation of about 8 dB.

There are variations of the median signal level with time of day, season of the year and the weather. In general, the signal is stronger in summer than at other times of the year; and a range of variation in monthly median values of 10 to 20 dB, depending on frequency, may occur, the greater range occurring at the lower end of the frequency band under consideration. The diurnal variations, which are only a few dB, do not appear to follow any definite pattern.

It was at first thought that, on scatter links, the transmission loss relative to the free space value for similar aerials, did not vary much with frequency in the range 400 to 5,000 Mc/s but the much more comprehensive data now available show that there is a gradual falling off in the efficiency of the scattering process as the frequency increases. Thus, for a 200-mile path the overall median transmission loss (relative to free space transmission) is of the order of 70 dB at 500 Mc/s and 80 dB at 3,000 Mc/s. A similar trend occurs for other path lengths, at least up to 400 miles. These fields, although weak, are of course many magnitudes greater than those expected on the basis of diffraction round the earth in a standard atmosphere. The variation with distance does not appear to depend significantly on frequency, at any rate for the range 100 to 400 miles for which so far most experimental data exist; the relative transmission loss increasing by some 35 to 40 dB in this range. Although it was originally believed that the useful range of a tropospheric scatter link would not exceed 300 to 400 miles, recent work at the

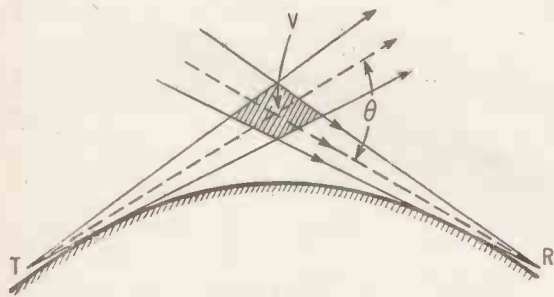


Fig. 1. Mechanism of propagation by tropospheric scatter.

† Reported elsewhere in this issue.—Ed.

Lincoln Laboratory of the Massachusetts Institute of Technology has shown that reliable communication may be achieved over a distance of perhaps as much as 750 miles with a frequency of 400 Mc/s; and it seems that for these greater distances there is an advantage in using the lower frequencies.

Although no very extensive investigations have been made, there are indications that the transmission loss does not vary with the state of polarization; the polarization of any given transmission is substantially maintained over a scatter link.

Having discussed the general characteristics of tropospherically scattered signals, we may now pass on to consider the choice of system parameters.

System Parameters.—When choosing the frequency of operation for a scatter link, a number of factors must be taken into account besides the nature of the propagation mechanism itself: for example, the r.f. power available, the sensitivity of the receiver, and the feasibility of building aerials of the necessary directivity. (On the matter of reception it may be noted that space diversity may be used to advantage with aerials spaced 25 wavelengths, or more, normal to the transmission path.)

At the present time 50 kW (c.w.) of radiated power (not e.r.p.) is a possibility at frequencies of 400 to 500 Mc/s; at 2,000 Mc/s up to 10 kW may be achieved, but at appreciably higher frequencies the c.w. powers available are much smaller.

At frequencies below about 700 Mc/s it is possible, with a pre-amplifier using earthed-grid circuits with planar triodes, to improve the noise factor of a receiver; and between 400 and 700 Mc/s noise factors of 5 to 8 dB may be realized. At higher frequencies little or no improvement is at present possible over the performance of the best crystal diode mixers, and noise factors better than 8 dB cannot be expected.

As has already been mentioned, the efficiency of the scattering process tends to fall off as the frequency increases, and it appears that the efficiency is roughly proportional to the wavelength. On the other hand, highly directive aerials must be used: gains of 25 to 40 dB are required, which means, for example, the construction of paraboloidal reflectors having apertures of diameters 12 to 60 ft at a frequency of 600 Mc/s. The beam width of an aerial of given aperture decreases in proportion as the wavelength is increased, and the gain of such an aerial is inversely proportional to the square of the wavelength. It is thus much easier to build aerials of a specified beam width and gain as the frequency is increased.

From considerations of the kind outlined above it would appear that the optimum frequency to use is somewhere in the region of 1,000 Mc/s, at least for wide-band links of 200 to 300 miles in length. For the longest paths envisaged, however, that is of the order of 600 or 700 miles, it is necessary to face the prospect of building very large aerials, with apertures some 60 ft in diameter; and to use a frequency as low as 400 Mc/s in order to make use of the more effective scattering, the greater transmitter powers which are available and the better receiver performance. Even so, the bandwidth capacity of such long paths will be somewhat limited.

Aerial Performance and Bandwidth Capacity.—On the turbulence theory, as has been shown by W. E. Gordon, the scattered energy is distributed

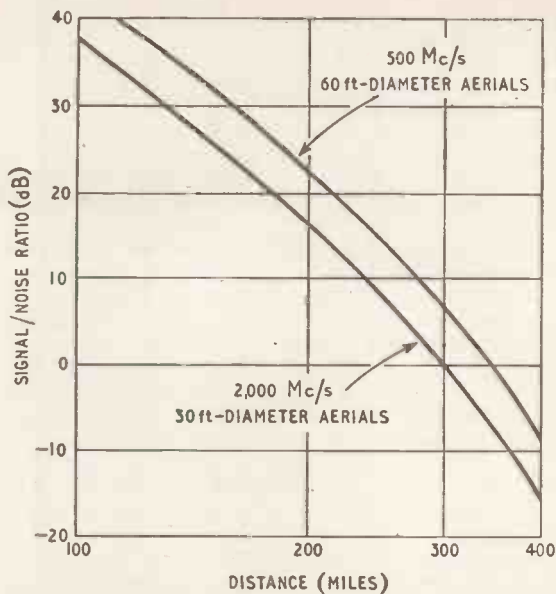


Fig. 2. Performance curves of scatter link based on signal/noise ratio exceeded for 99% of the time; transmitter power 10 kW; receiver bandwidth 100 kc/s and noise factor 10 dB.

over a small angle when it arrives at the receiver. When the width of the aerial beam exceeds this angle, the maximum bandwidth which can be transmitted without distortion depends primarily on the properties of the tropospheric irregularities which determine the angular spread of energy, and so the effective scattering volume; for it follows that under such conditions the whole of the volume V (Fig. 1) cannot be effective. On the other hand, if more directive aerials are used, so that the aerial beams are narrower than the angular spread of the scattered radiation, the maximum useful bandwidth of the transmission is determined by the dimensions of the volume V , or more precisely by the difference between the longest and shortest possible path times via the volume V . This aspect of the theory has been developed by H. G. Booker and J. T. de Bettencourt, and clearly, to achieve large bandwidths the volume V must be made small, which requires aerials with very narrow beams.

There is, however, a price to be paid for the increase in bandwidth capacity, for, when the aerial beams become narrower than the angular spread of the scattered radiation, any further increase in aerial directivity produces relatively little increase in received power. There is introduced what Booker and de Bettencourt call an "aperture-to-medium coupling loss"; or, in other words, the effective gains of the aerials are less than their full plane-wave gains. Looked at another way, the aerial directivities have become so great that the whole of the scattering volume which, by virtue of the nature of the scattering process, could contribute to the signal is not being utilized. This loss in gain begins in practice to be apparent when gains of the order of 35 dB are reached. Experiments at Lincoln Laboratory, M.I.T., have shown that, with aerial beams 0.6° wide, and at a frequency of 3,670 Mc/s, bandwidths of the order of 5 to 10 Mc/s are possible on paths of about 200 miles; provided that no multi-

path effects arise other than those due to the atmosphere itself. These results are in reasonable agreement with the theory. Severe multipath effects, with resultant distortion of wide-band signals, can, however, be caused by aircraft flying in or near to the aerial beams: the chance of this happening is also obviously reduced by the use of really narrow beams. Other things being equal, the maximum bandwidth of a scatter link becomes less as the distance is increased.

The curves of Fig. 2 are an indication of the performance which may be expected with tropospheric scatter links. They are based on published American data, and, since there is some variation between the results given by various workers, the curves cannot be regarded as being accurate to better than several decibels. A single paraboloidal reflector-type receiving aerial, identical with the transmitting aerial, is assumed: at least 10-dB improvement in signal-to-noise ratio should be possible with dual-diversity reception, and perhaps a further 8-dB improvement could be obtained by the use of triple-diversity.

Modulation Techniques.—Both f.m. and single-sideband amplitude modulation have been used in American investigations. Although f.m. does not make the most effective use of bandwidth, there are some features which make it particularly useful in scatter transmissions: for example, the relative free-

dom from distortion and insensitivity to rapid fading as long as the signal exceeds the threshold level. On the other hand s.s.b. modulation is much more economical from the bandwidth point of view; it is better for the reception of very weak signals, and requires the use of lower average power than f.m. Disadvantages are that s.s.b. equipment necessitates high-linearity amplifiers and very good frequency stability.

Conclusions.—Although the exact mechanism by means of which tropospheric scattered signals are transmitted far beyond the horizon is not yet completely understood, great advances have been made during the past few years in making use of such signals for communication purposes. Links operating on the scatter principle are capable of carrying wide-band information and are, for example, suitable for relaying multi-channel telephony over paths of a few hundreds of miles. It seems probable that the reliable transmission of television signals will follow as the technique develops, though, in view of the bandwidth required, the length of a link for this purpose will generally be less than is possible for telephony and telegraphy. The reader interested in obtaining more detailed information on the practical aspects of scatter links will find it profitable to consult the symposium in the October, 1955, *Proceedings of the Institute of Radio Engineers*, New York.

BOOKS RECEIVED

Linear Transient Analysis Vol. II, by Ernst Weber. Extends the basic mathematical processes of the Fourier and Laplace transforms, which were applied in Vol. I to lumped-parameter networks, to active and passive fourpoles and transmission lines. Includes appendices on basic matrix algebra, functions of a coupled variable and a glossary of mathematical terms. Pp. 452; Figs. 137. Price 84s. Chapman and Hall, Ltd., 37, Essex Street, London, W.C.2.

Transistors I. Collection of 41 papers (31 not previously published) and 48 abstracts dealing with work by the Radio Corporation of America on the theory, fabrication and application of transistors and semiconductor diodes. There are six sections—General, Materials and Techniques, Devices, Fluctuation Noise, Test and Measurement Equipment and Applications. Pp. 676; Figs. 416. R.C.A. Laboratories, Princeton, N.J. Obtainable from Arthur F. Bird, 66, Chandos Place, London, W.C.2. Price 40s.

Frequency-Modulated Radio, by K. R. Sturley, Ph.D., M.I.E.E. General principles of frequency modulation are analysed as an introduction to a consideration of the design of f.m. receivers. Hints on the alignment of receivers are given and in a concluding chapter the features of combined f.m./a.m. receivers are discussed. Pp. 120; Figs. 78. Price 15s. George Newnes, Ltd., Southampton Street, London, W.C.2.

Frequency Modulation Receivers, by J. D. Jones. Stage-by-stage guide to the design of f.m. receivers with worked examples illustrating calculation of component values. A concluding chapter gives circuit details of a complete receiver. Pp. 114; Figs. 29. Price 17s 6d. Heywood and Co., Ltd., Russell Street, London, W.C.2.

Frequency Modulation, by L. B. Arguimbau and R. D. Stuart. Monograph on the application of f.m. to communication systems, with particular emphasis on performance in the presence of interference. The

importance of studying the frequency spectra involved is stressed and also the need for adequate bandwidth in the discriminator. Pp. 96; Figs. 58. Price 8s 6d. Methuen and Co., Ltd., 36, Essex Street, London, W.C.2.

V.H.F. Television Tuners, by D. H. Fisher, A.M.I.E.E. Guide to the design, construction and testing of switched and turret tuners and their associated circuits. Pp. 136; Figs. 60. Price 21s. Heywood and Co., Ltd., Russell Street, London, W.C.2.

Niederfrequenz- und Mittelfrequenz-Messtechnik für das Nachrichtengebiet, by Dr. Ing. A. Wirk and Dipl. Ing. H. G. Thilo. General treatise on measuring techniques at audio frequencies with particular emphasis on bridge methods. Pp. 234; Figs. 224. Price 28 DM. S. Hirzel Verlag, Birkenwaldstrasse 185, Stuttgart N., Germany.

Marine Radar, by D. G. Lang. Textbook covering the syllabus of the Ministry of Transport Radar Maintenance Certificate examination, and giving a succinct description of the functions and component parts of a radar system. Pp. 229; Figs. 129. Price 30s. Sir Isaac Pitman and Sons, Ltd., Pitman House, Parker Street, Kingsway, London, W.C.2.

Analysis of Bistable Multivibrator Operation, by P. A. Neetson. Deals exhaustively with the dynamic phases of the switching cycle in the Eccles-Jordan "flip flop" circuit and includes a chapter on design considerations. Pp. 82; Figs. 34. Price 15s. Cleaver Hume Press, Ltd., 31, Wrights Lane, London, W.8.

Musical Acoustics, by C. A. Culver, Ph.D. Fourth edition of a textbook for students of music giving the elements of physical acoustics as applied in the analysis of musical instruments and sounds. Chapters are included on the theory of hearing, architectural acoustics and sound reproduction. Pp. 305; Figs. 214. Price 45s. McGraw Hill Publishing Co., Ltd., 95, Farringdon Street, London, E.C.4.

Reliability of Electronic Apparatus

By D. A. BELL, Ph.D., M.I.E.E.

SOME STATISTICS AND THEIR IMPLICATIONS

IT is often said that although electronic brains are marvellous one should as far as possible exclude electronic apparatus from industrial plant because all electronic devices are fragile and unreliable.

There is more in the question of fragility than can be dismissed in a generalization of this kind. Properly designed electronic apparatus can work in conditions which no human being would tolerate but it cannot compete with simple mechanical structures in this respect. On the other hand the reliability in terms of average fault rate is good. In this connection we should credit electronics with the fact of requiring no routine maintenance comparable with the replenishment and replacement of lubricants in a mechanical device, and that the proportion of the electronic device which suffers appreciable deterioration is very small.

Consider, for example, the small motor-car engine, in which most of the moving parts will have suffered noticeable wear after 60,000 miles, which is only 2,000 hours at an average speed of 30 m.p.h. Yet in a well-designed valve amplifier one might get a trouble-free life of 10,000 hours or more, and be able to restore it to perfect condition by replacing only those valves which had deteriorated with use. There is in fact no mechanical device which gives a longer life than electronic apparatus will give when you are lucky—and there's the rub. If a car of popular make collapsed in the road through fracture of the chassis when it was less than a year old, the manufacturer would not save his reputation by saying that this was the only case out of 50,000 cars of that model, which represents a very low failure rate: he would be told he must be certain of the soundness of every chassis. Unfortunately the manufacturer of the strictly electronic devices—thermionic valves and transistors—is still in the situation of being unable to give a complete guarantee of every specimen; and although great progress has been made in reducing the average failure rate, it does not satisfy the unlucky user to know that his misfortune now represents one case in 40,000 as against one case in 1,000 formerly. It is the unpredictability of the very occasional failures which causes the whole to be labelled unreliable.

Analysis of Failures

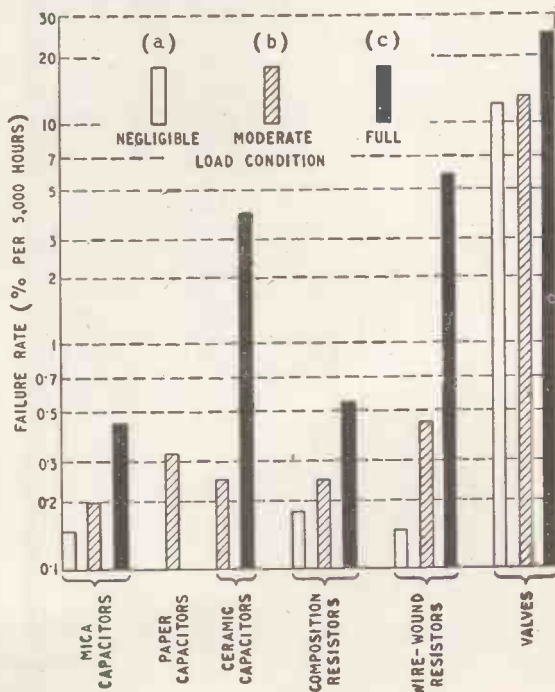
Two recently published papers have reviewed available data on the frequency of occurrence of failures of electronic apparatus, one giving average figures for military and for two classes of civilian equipment¹, and the other analysing the effect of equipment design on the frequency of failures of electronic equipment used in the United States Navy².

Turning first to the latter set of data, the histograms (block diagrams) in Fig. 1 show the way in which failure rate is related to severity of duty imposed on the component for various types of

resistor and capacitor and for valves. The figures have all been expressed in terms of a common unit of "per cent failures per 5,000 hours." In terms of industrial equipment working one shift per day, but excluding Sundays and holidays, the period of 5,000 hours will cover nearly two years; but on the basis of 24 hours a day and seven days a week 5,000 hours will be covered in a little over six months.

With paper condensers it is unwise to design the circuit for use of a condenser at the manufacturer's full rating and in Fig. 1 a failure rate is quoted only for 50 per cent of the rating. This does not necessarily mean that the manufacturer's rating is wrong. Remembering that paper condensers are used as reservoir, smoothing or bypass condensers in association with the anode power supply of the equipment, and that power-supply regulation is not perfect, it is highly probable that the voltage across a

Fig. 1. Failure rates for various components under negligible, moderate and heavy loading (after Harris and Tall, reference 2.) For capacitors the load conditions are an applied voltage which is (a) negligible, (b) 50% or (c) 100% of rated voltage; for resistors, (a) negligible, (b) 50% and (c) 100% of rated power dissipation; for valves, (a) low electrode voltage and negligible dissipation, (b) 90% of rated electrode voltages and 70% of rated electrode dissipations, and (c) 100% of rated voltages plus 100% of rated dissipations. The failure rates are plotted to a logarithmic scale.



paper condenser will periodically exceed the nominal value for that point in the circuit. If this occurs when the nominal voltage is equal to the rated working voltage of the condenser, the manufacturer cannot be blamed for failures arising from temporary over-voltage. At the other extreme the failure-rate in mica condensers is not greatly dependent on applied voltage and must presumably be due to inherent defects in the dielectric which ultimately cause breakdown, either through electrolytic action or through the cumulative heating effect of leakage current.

It may come as a surprise to see that for moderate or heavy loading the wire-wound resistor is more prone to failure than the carbon-composition resistor. High-value wire-wound resistors employ very thin wire, and the danger points are (a) the connections of this thin wire to the terminals and (b) possible inhomogeneities in the wire itself. Some specimens of high-value wire-wound resistors have been known to show "current noise" (an increase of noise above Johnson noise when a steady current flows

through the resistor) and any this effect is not to be trusted.

Complete failure in a carbon-composition resistor is no doubt due to a gross fault in its internal structure, such as a fissure in the body of the resistor or poor contact between termination and body of the resistor. What does not appear in the data is the change in value of a composition resistor, without catastrophic failure, and this is undoubtedly affected by the loading.

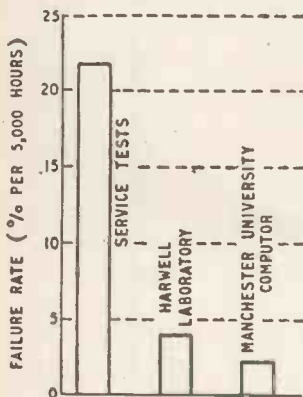


Fig. 3. Failure rates per component (valves included) under different types of service, plotted to a linear scale.

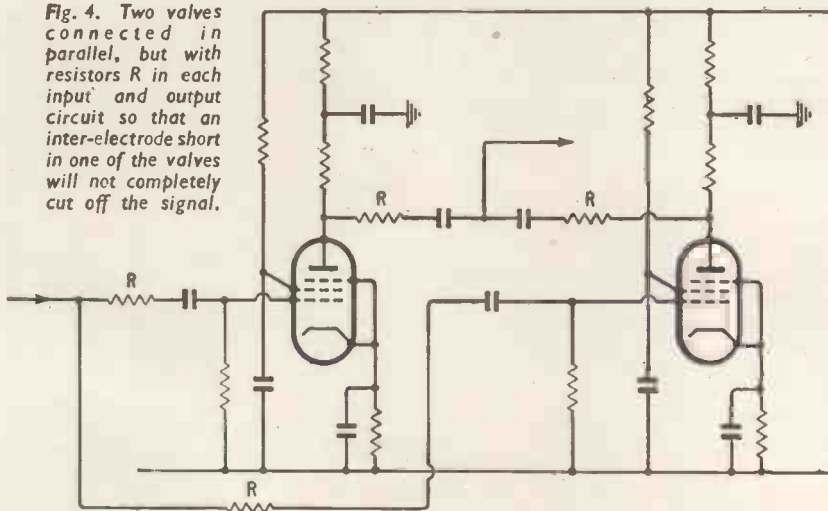
By conservative rating of resistors and capacitors it should be possible to achieve a failure rate amongst them of not more than $\frac{1}{2}$ per cent per 5,000 hours. In contrast, the failure rate for valves is $12\frac{1}{2}$ per cent per 5,000 hours even for light loading. It appears that the valve is usually happy at 70 per cent of rated dissipation and 90 per cent of rated voltage, but pushing it to the limit of the ratings doubles the failure rate. The moral is obvious. The circuit of a simple resistance-coupled amplifying stage in Fig. 2 shows that typically there may be nine components associated with a single valve, and the result is that the risk of failure of some component in the circuit is no longer much smaller than the risk of failure of the valve. Dummer¹ quotes recorded values of overall average failure rate (see Fig. 3) for three conditions of use of electronic equipment: (a) test of equipment to military specifications, (b) normal laboratory use and (c) an electronic computer in which great care will obviously have been taken to provide good working conditions for the components. From the figures suggested at the beginning of this paragraph for components and valves separately, and a nine-to-one ratio of their numbers, one would predict an average failure rate of 1.7 per cent per item which is consistent with the figure which Dummer reports for an electronic computer.

Valve Life

It appears, then, that the failure rate could be roughly halved if valves were as reliable as resistors and capacitors. But the present performance of valves is very good by pre-1939 standards: $12\frac{1}{2}$ per cent failure per 5,000 hours represents a mean life of no less than 40,000 hours, and none would grumble if valve failures could be eliminated by replacing valves every 10,000 hours. The trouble is that although the average over large numbers is a life of 40,000 hours, the failure of any single valve may occur with practically equal probability at 1,000 hours or 100,000 hours.

Catastrophic failures (cracked glass, weld failures, open-circuit heaters) have been greatly reduced in "special quality" valves by the combination of improved mechanical design and meticulous care in manufacture, so that one may hope that an increas-

Fig. 4. Two valves connected in parallel, but with resistors R in each input and output circuit so that an inter-electrode short in one of the valves will not completely cut off the signal.



ing proportion of the ultimate failures will take the form of "loss of emission." One *hopes* for this, because it is likely to give warning before the deterioration has become great enough to stop the equipment working: dying valves can then be detected by the technique of marginal testing, and replaced. The cause of death has been given as "loss of emission" in inverted commas, because the trouble may in fact be due to the formation of a high-resistance layer between cathode tube and oxide coating, rather than true loss of emission, but the two phenomena cannot be distinguished simply. This interface effect is tied up with the use of silicon as an activating agent³ and can be avoided if one is content with a smaller emission current from a given size of cathode. This is how it is hoped to secure a life of 20 years for valves submerged in the transatlantic telephone cable.⁴

The steps which the user can take to minimize failure rate all cost money, and his choice will be governed by the premium which he is prepared to pay for reduced failure risk. The obvious ones are to use components which will be operated well within their ratings, to use special-quality valves where available, and to use components which have passed the rigorous mechanical and climatic tests required for military use. In industrial electronics it is rarely necessary to use valves of exceptionally high performance; but in a wide-band amplifier it may be essential to use a valve having high ratio of mutual conductance to electrode capacitance and desirable to use a valve with a high ratio of mutual conductance to anode current. Such a valve may not be available in the "special quality" range, because its performance is obtained by taking risks with grid-cathode clearance, cathode current-density or anode dissipation. The user must either accept a greater failure risk as the cost of high performance, or possibly redesign his circuit to use several valves instead of one, or to include power supply and cooling for a valve of considerably higher rated dissipation.

How far can the user protect his electronic apparatus from the hazards of industrial life? In many applications the hazards from vibration, temperature and dirt can be almost eliminated by mounting the greater part of the equipment in a suitable enclosure remote from operations: one would not set an automatic telephone exchange in the middle of a foundry with nothing but slide-on covers to protect it from the dust-laden atmosphere, so why should electronic apparatus be expected to put up with this sort of treatment? Presumably because it is so much more rugged and reliable than electro-mechanical equipment! Anything in the nature of a detector head must remain on site, and

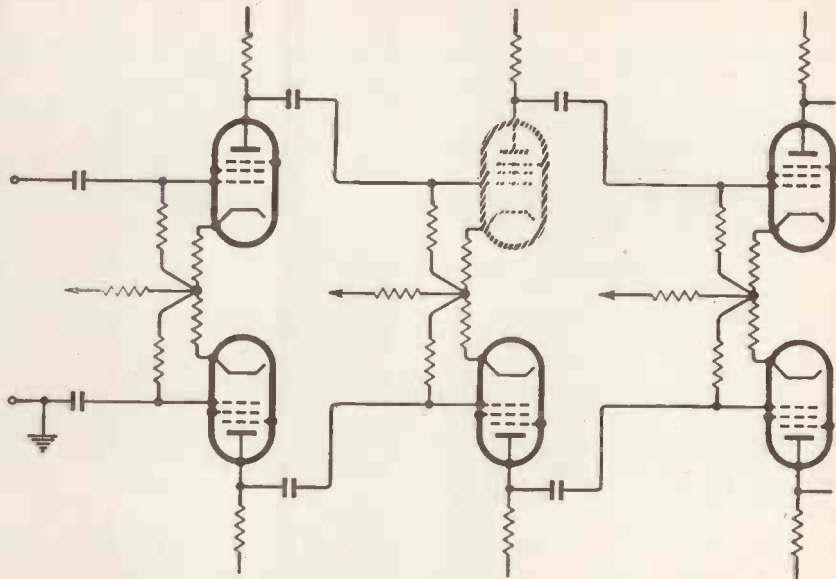


Fig. 5. Push-pull amplifier using long-tailed pair in each stage. Failure of any one valve will not prevent the signal from being passed on by the other valve in that stage and shared between both halves of the amplifier in the next stage.

for this hermetic sealing, a properly designed anti-vibration mounting and possibly artificial cooling by either air blast or water jacket may be advisable.

Neither is it necessary to tolerate widely fluctuating supply voltages for electronic equipment. There are on the market various devices which accept an input range of say ± 20 per cent and give an output stabilized to something between $\pm 2\frac{1}{2}$ per cent for one of the simplest devices to ± 0.1 per cent for the more elaborate. Since, however, the Central Electricity Authority allows frequency to run down at the same time as voltage during periods of peak load, it is as well to enquire into the frequency characteristic of the stabilizer which one proposes to buy.

Judicious Redundancy

Finally, there is the possibility of preventing a single component failure from putting the whole equipment out of commission by incorporating redundancy in design. This is Nature's way of dealing with the risk in the nervous equipment of animals, but is less attractive in electronic apparatus where the additional components have to be bought with hard cash, and do not just grow up with the organism. Condensers may be duplicated in series as a precaution against breakdown, but to give protection also against the risk of an open circuit one would have to use a group of four in series-parallel. Resistors can be split into two in parallel, but operating conditions will change if one half fails. Valves should not be connected directly in parallel for fear of inter-electrode shorts, but should have the signal fed to them separately through resistors (Fig. 4), and this introduces attenuation.⁵

Alternatively, continuity is ensured by employing a "long-tailed pair" in each stage of a push-pull amplifier: if one valve fails (Fig. 5) the other phase of that stage will continue to work and the signal will be divided between both phases again in the

next stage. The drastic drop in gain resulting from failure of part of a redundant circuit can, of course, be reduced as far as may be desired by incorporating overall negative feedback. But one must beware of the law of diminishing returns—if for the sake of redundancy and negative feedback one were to increase the number of components by ten times, the risk of local failure would also have been increased ten times.

The conclusion is that it is possible to make electronic equipment just about as reliable overall—and far more reliable per component—than any other type of equipment, but at a cost: the cost of better components, and still more important the cost of putting a good deal of forethought into the design.

REFERENCES

- ¹ G. W. A. Dummer, "Maintainability of Services Equipment. Part I," *J. Brit.I.R.E.*, 1955, Vol. 15, p. 283.
- ² V. Harris & M. M. Tall, "Prediction of Electronic Equipment Reliability," *Electrical Engineering*, 1955, Vol. 74, p. 994.
- ³ G. H. Metson, S. Wagener, H. F. Holmes & M. R. Child, "The Life of Oxide Cathodes in Modern Receiving Valves," *Proc. I.E.E.*, 1952, Vol. 99, Part III, p. 69.
- ⁴ M. J. Kelly, Sir Gordon Radley, G. W. Gilman & R. J. Halsey, "A Transatlantic Telephone Cable," *Proc. I.E.E.*, 1955, Vol. 102, Part B, p. 117.
- ⁵ C. J. Creveling, "Increasing the Reliability of Electronic Equipment by the use of Redundant Circuits," *Proc. I.R.E.*, 1956, Vol. 44, p. 509.

FERRITES

A SURVEY BASED ON THE RECENT I.E.E. CONVENTION

IN many ways the ferrites can be regarded as complementary to semi-conductors. Both are products of recent extensions of our knowledge of the structure of matter in the solid state, and the resources which are today being applied throughout the world to the discovery and improvement of ferrite magnetic materials are comparable to those which have been devoted to the semi-conductors used in transistors. But whereas in transistors the essential processes are those of electrical conduction, in ferrites the aim is to achieve the highest possible resistivity so that eddy current loss does not occur when the material is operated in an alternating field.

Molecular Structure

The intrinsic magnetic energy of all forms of matter is high and is primarily due to elementary dipole magnets (Bohr magnetons) formed by the movement of the charge of individual electrons spinning on their own axes. The movement of the electrons around the nucleus of an atom also gives rise to a magnetic field, and the resultant magnetic state and properties of any material depend upon the degree to which these elementary magnets are aligned and their behaviour under the influence of external magnetic fields.

Our knowledge of the ordering of the magnetic structure of atoms and molecules has been greatly advanced by the technique of neutron diffraction. In the past, X-rays and electron beams have given much information about the structure of molecules and crystal formations, but any data provided on the internal magnetic state of matter is either indirect or is obscured by the effects of the electric fields. The neutron has an intrinsic magnetic moment but no resultant charge and can be used to give direct information by the manner in which a beam of these particles is deflected and scattered in passing through a specimen of the material.

In ferromagnetic materials such as metallic iron, nickel and cobalt the elementary magnets are aligned in the same direction; in ferrimagnetic substances such as magnetite (a natural ferrite) most of the

elements are paired off in opposition, but a few are unpaired and give rise to the residual external magnetism.

The ferrites are mixtures of oxides which are sintered together and may form solid solutions one with another. Their composition is chosen to give minimum electrical conductivity in combination with the maximum magnetic effect desired for any given application. Not all the losses are resistive and due to eddy currents; some may result from reversible internal changes in the ordering of the molecular and crystal structures. These are responsible for a reactive component in the permeability of the material.

Chemical formulæ have less than normal significance in dealing with ferrites, which are often complexes of compounds and mixtures. It is sufficient here to state that oxygen plays a vital part in all ferrites and that iron is common to most of those with practical applications. Manganese, zinc and nickel oxides are used to produce the core materials used in telecommunications, while magnesium and manganese oxides are the constituents usually added to ferric oxide in the preparation of ferrites with "square" hysteresis loops for switching in computer memory stores, and for waveguide elements in microwave switches, isolators and directional couplers. Recently developed ferrites in this field include aluminium and chromium oxides.

The possible number of permutations of even the more promising elements in various proportions is staggering and gives some measure of the effort which is being directed into the research. Many of the papers read before the Convention included tri-axial composition diagrams in which the magnetic and electrical constants had been measured for all possible combinations of three oxides and from which the appropriate proportions could be selected for any given compromise between conflicting parameters. Even so, these diagrams represent only one specified method of preparation and heat treatment.

The importance of the physical state of the finished material was repeatedly underlined during the Convention. It was shown that permeability is

a function of grain size and that in manganese-zinc ferrites a sevenfold increase of permeability resulted when the grain size was increased from 2.5 to 10 microns. Variation of grain size has also shed light on the origin of one type of resonance effect at radio frequencies. It has been suggested that this may be due to displacements in the walls between adjacent crystal domains, and support for this theory is given by the fact that the resonance disappears when the material is milled to grains of a size less than that of the normal average domain.

At frequencies of the order of kilomegacycles/sec a much sharper resonance effect is observed in the permeability/frequency response. This is due to interaction between the applied field and the elementary fields of the spinning electrons, which, due to their kinetic energy of rotation, are not displaced linearly by the applied field, but develop a conical rotation of their axes (wobble) which is known as precession—a term borrowed from the dynamics of gyroscopes.

Two forces (fields) external to the electron are necessary to build up the precessional rotation. One is a sustained field with a component parallel with the axis of spin and the other the alternating field at right angles. The strength of the steady field is one of the factors which determine the resonant frequency. It is not necessary to apply a steady field external to the specimen to produce a resonance if the internal field due to the ordering of atoms in a crystal lattice is coherent and of sufficient strength. It is a characteristic of crystal structures that their physical properties are anisotropic; i.e., not the same in all directions, and it is possible in single crystals of some paramagnetic salts to distinguish different resonant frequencies according to the direction of the alternating field relative to crystal axes. In polycrystalline substances like the ferrites the application of an external polarizing field produces a sharpening of the resonance and some control of its frequency.

When a linearly polarized electromagnetic wave is propagated through the body of a ferrite in the presence of a magnetic field in the direction of propagation, interaction between the electron spins and alternating field causes rotation of the plane of polarization. This can be explained by considering the linearly polarized wave as the resultant of two circularly polarized components rotating in opposite directions. One of these components, because of its direction of rotation relative to the steady magnetic field, causes a more violent precession of the spinning electrons than the other. As a result it is propagated at a different velocity, producing an increasing phase difference between the two components throughout the ferrite, so that when they finally emerge and recombine into a linearly polarized wave the resultant plane of polarization is rotated.

The phenomenon is known as Faraday rotation, because it is basically similar to the effect discovered by Faraday when he passed a beam of polarized light through a piece of dense glass in a strong magnetic field. The amount of rotation is dependent on the length of the ferrite specimen and the strength of the d.c. magnetic field.

Quite a number of applications for this Faraday rotation effect have been found in microwave apparatus and various new waveguide components have been developed with pieces of ferrite inside

them. Perhaps the most commonly used is the "isolator." This is intended to isolate, say, a source of electromagnetic waves (e.g., a klystron) from the rest of the waveguide system to which it is connected in such a way that the normal forward propagation is allowed but any backward transmission (of, say, reflected energy from a load mismatch) is suppressed. The usual arrangement consists of a short length of waveguide, of circular section in the middle tapering to rectangular section at both ends. A cylindrical "pencil" of ferrite is mounted coaxially inside the circular section, which is surrounded by a permanent magnet giving an axial field. Also mounted inside the waveguide are resistive attenuator vanes, one on each side of the ferrite.

The rotation produced by the ferrite and magnet is normally arranged to be 45°, and to allow for this the output rectangular section of waveguide is twisted (relative to the input section) by 45° in the same direction. This permits the normal propagation to proceed unhindered. With any energy returning in the opposite direction, however, the rotation is such that the wave arrives back at the input section with its plane of polarization at right angles to the normal. It cannot therefore be supported by the input section and is absorbed by the attenuator vane (placed parallel with the electric field of the wave). Thus an effective one-way device is achieved.

Gyrators and Circulators

A similar component is the "gyrator." Here the Faraday rotation in the ferrite is arranged to be 90° and the two end sections of waveguide are twisted in relation to each other by the same angle. The result is that in one direction the propagation is normal, while in the other direction a 180° phase reversal is imparted to the wave. Faraday rotation is also utilized in components known as circulators. These are rather like isolators in construction without the attenuator vanes but with extra input and output sections arranged at suitable angles. A typical application would be as a duplexer, where a common aerial is used for both transmitting and receiving. Waves from the transmitter entering input A would be rotated so as to emerge from output B connected to the aerial, but received signals from the aerial going back to B would not be returned to A but rotated still farther to C, feeding the receiver.

Variable attenuators for waveguides can be constructed by using electromagnets instead of permanent magnets and varying the applied d.c. magnetic field so that the wave polarization is brought into greater or lesser alignment with resistive attenuator vanes. High-speed switching can be achieved by pulsing the electromagnets, while the phase of circularly polarized waves can be changed on the principle mentioned earlier. Normally the Faraday rotation angle is somewhat dependent on the frequency of the wave (except at well above the ferromagnetic resonance frequency) but a fairly flat response over about a 1-Mc/s band can be achieved in these components by surrounding the ferrite pencil with a cylinder of dielectric material.

In addition to the Faraday rotation effect, the ferromagnetic resonance mentioned earlier can also

be utilized in waveguide components. For example, in an isolator using this principle the d.c. magnetic field is applied transversely to a flat slab of ferrite in the waveguide, and an absorption of energy from the incident wave occurs at the resonance frequency. As already stated, this resonance frequency can be varied by adjusting the strength of the d.c. magnetic field. Another isolator is based on what is known as the field-displacement effect. In this the respective field patterns of the forward and returning waves are pulled to opposite sides of the waveguide by two pieces of ferrite in a d.c. magnetic field. This occurs because the permeability of each piece of ferrite depends on the direction of the r.f. magnetic field and hence on the direction of propagation. A coating of resistive material on the "return-wave" ferrite will thus attenuate the backward transmission.

Another field of application given some prominence at the Convention is that made possible by the "square" hysteresis-loop material mentioned earlier. Here the uses are mainly in switching and storage devices for digital computers, telephone exchanges and other data processing equipments. Small toroidal cores are commonly used, and these, by virtue of the "square" hysteresis loop, have two well-defined states of remanent magnetization—positive and negative, depending on the direction of the magnetizing field. By applying suitable m.m.f.s through windings, a core can be made to switch rapidly from one state to the other. Usually a saturating m.m.f. is applied, and when the magnetizing current is removed the core relaxes to the remanent state, which has a flux density only slightly less than the saturation value. It then remains in that condition until a reverse m.m.f. is applied. Thus the core becomes an effective two-state device capable of storing and switching binary information like the Eccles-Jordan valve circuit.

Matrix Stores

Most of the storage devices described were of the matrix type. Here the toroidal cores are threaded on to a grid of x and y energizing wires at all the intersection points, and a particular core is switched only when there is a coincidence of currents in the x and y wires passing through it. Reading-out of information is achieved by applying a m.m.f. in a particular direction through a third wire which threads all the cores. This leaves unaffected all the cores in the corresponding state of magnetization but switches all those that are in the opposite state.

Similar results can be obtained from a matrix store in which the wires are threaded through holes drilled in a single block of ferrite, and this has a great advantage in simplicity of construction. Here the squareness of the hysteresis loop is not so good as with individual cores, but very much less current is needed for switching and the device can be driven directly from valves or transistors.

In switching circuits, a pick-up winding is added to the driving winding on the core. This links with the rapid change of flux produced by the switch-over from one state to the other and gives an output signal for driving the next core. Usually this output signal has to be amplified by a transistor first, and transistor-core circuits have been developed in which a positive feedback winding on the core gives

a regenerative action to facilitate the switch-over. If a "square-loop" core is used as a transformer to convey pulse signals, a gating effect can be obtained by applying a heavy biasing m.m.f. through a third winding, which takes the core so far into saturation that the switch-over action is inhibited.

Commercially, the most important applications for ferrites are in the domestic radio and television field. Here the various uses are so well known as to need little comment. Ferrite rod aerials, high-Q r.f. coils, transformers of reduced size and greater efficiency, television deflector-coil yokes—all are familiar components nowadays. Two likely developments for the future are ferrite rod aerials for v.h.f., and ferrite cores of high saturation flux density for use in power transformers. The possibility of controlling the permeability of the cores (and hence the inductance of the coils) by d.c. polarizing windings may lead to interesting developments in tuning and frequency-modulating devices.

High-Fidelity Test Record

AUDIO enthusiasts may be interested in a record produced by Vox (No. DL130) called "This is High Fidelity." This is a 12-inch 33 $\frac{1}{3}$ r.p.m. record containing special recordings designed to illustrate some of the problems in the recording and reproduction of music, and to give some information about the make-up of the orchestra and the structure of music itself. It is supplied with an explanatory booklet.

On the first side of the record there are many illustrations of the effects of frequency losses and of the common resonances at both ends of the audio spectrum. These are followed by examples of the various forms of distortion.

The second side begins with a very useful frequency test recording extending discontinuously from 15 kc/s to 30 c/s. We then have illustrations of the structure of orchestral sound and musical themes and finally there are some examples of the problems of studio acoustics and microphone placing.

This is apparently the only record of its kind available in England, but that is not the only reason for drawing attention to it. Listeners need have no fear that the faults illustrated will show up only on the best equipment for these have been exaggerated and most should be audible on what might be described as only medium-quality apparatus. The various sorts of frequency and non-linearity distortion, together with recording problems, are well and interestingly illustrated and most people would be likely to learn something from them. The explanatory booklet is much better than such things usually are and both explains and adds to the recorded information.

This record is good enough to deserve some slight detailed criticisms.

One point is that more quantitative information might have been given on the extent of the various distortions, with some additional examples in which the amount is too small to be audible on any but the best equipment. A much better judgment could then be made of the listener's own apparatus. This would, of course, have taken up more time but then surely the information on rhythm, tune and harmony was too elementary to be worth giving. The make-up of the orchestra also is much better illustrated in Benjamin Britten's "The Young Person's Guide to the Orchestra." As regards the booklet, it is a pity to see loudness controls advocated. These surely rest on the incorrect idea of trying to reproduce an orchestra as it would be heard a long way away with the frequency balance as it would be audible much closer; and this cannot possibly lead to natural results.

M. G. L.

I.T.A. GROWTH—

—AND THE NEW TRANSMITTER AT EMLEY MOOR

IN April, 1955, at the beginning of the period covered by the last I.T.A. report,* virtually only a first temporary station at Croydon had been begun. With the start of full transmissions from Emley Moor on November 3rd, 1956, the I.T.A. has four stations in operation serving roughly three-fifths of the population of the United Kingdom. Details of this coverage and of the stations themselves are shown in the accompanying map and table.

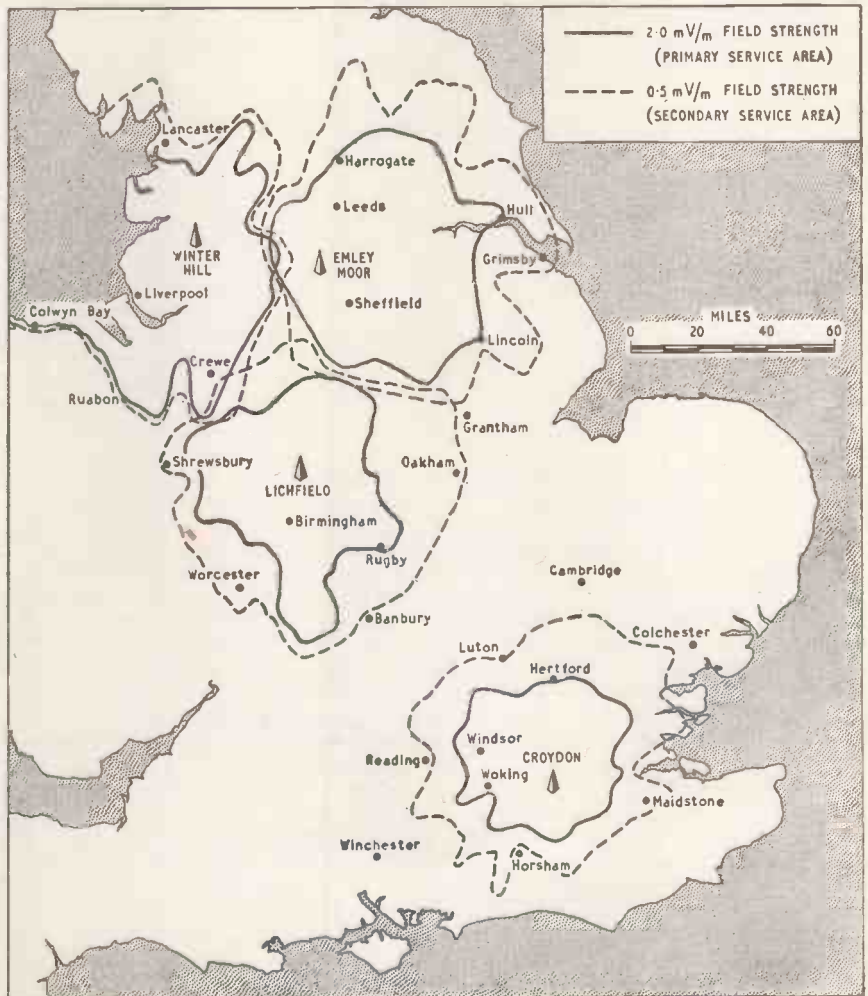
This period then has been one of very rapid development, which has been helped by the Authority's methods of standardization and, where the time factor necessitated it, of partial improvisation. Thus the new transmitter is essentially a duplicate of that at Winter Hill which is, in turn, the production version of the original prototype equipment at Croydon (described in *Wireless World* of October, 1955, p. 470). While the new aerial is original, the aerials and masts at Winter Hill and Lichfield are also duplicates. At Winter Hill and Croydon a calculated risk was taken in opening the service with only a single transmitter, a standby being installed some months later.

In choosing a site for a station the most obvious solution for the I.T.A. is to follow the B.B.C. and site a transmitter near enough to the B.B.C. to give similar coverage, but far enough away to avoid mast reflections. This was, in fact, done at Croydon and Lichfield.†

However, for the northern region using the highest available site near Holme Moss 200-300 kW e.r.p. with an 800-ft aerial would be necessary on Band III to give similar coverage to the B.B.C. The building of such a trans-

mitter and aerial system would have taken about two years. This time factor was the main reason for the decision to build two stations, one on each side of the Pennines. The transmitter powers could then be less, the aerial masts smaller, and the sites more accessible; at the same time the two-station scheme led to useful standardization of the kind already mentioned and a general lessening of the engineering problems involved. Furthermore, the resultant coverage is, in fact, better than it would be for a single transmitter.

It must not be forgotten that in this rapid development the G.P.O. is responsible for the provision of the necessary interconnecting links in the system and some account of this has already been given in this journal (May 1956 issue, p. 223). For the Emley Moor transmitter a radio link is used and owing to the hilly terrain a repeater station



Coverage of I.T.A. Stations: November 1956.

* "I.T.A. Annual Report and Accounts, 1955-56," H.M.S.O., 2s 9d.

† Some details of the Lichfield station were given in *Wireless World*, December 1955, p. 577, and *Wireless World*, March 1956, p. 111. The possibilities of actual co-siting were discussed in *Wireless World*, March 1955, p. 120.

with a 325-ft aerial mast was necessary to connect with Telephone House in Manchester.

Even with the two-station plan for the north of England the problem of obtaining full coverage from the Emley Moor transmitter was considerable. Most of the population to be covered live in the valleys below the Pennine heights; but there are the important areas of Hull some fifty miles away on the east coast, and of Sheffield nearly due south from the station. In all sixteen possible sites were considered and measurements taken from four of these (using a test transmitter lifted by an R.A.F. balloon) before Emley Moor was finally chosen. Even so, to obtain satisfactory service in Hull it is necessary to have an effective radiated power in an easterly direction of about 200 kW using an aerial about 450ft high. The radiation of such a power in a westward direction into the thinly populated Pennine barrier would have been wasteful and produced overlap with the Winter Hill transmissions. To avoid this Marconi's, who were responsible for the whole of the Emley Moor station, developed a special high-gain (13 dB) directional aerial which has a nearly semicircular coverage.

This aerial has an array of sixteen vertical dipoles stacked in line one above the other at intervals of one wavelength. The dipoles are divided in the middle into two equal groups which are separately fed, suitable phasing between these two groups

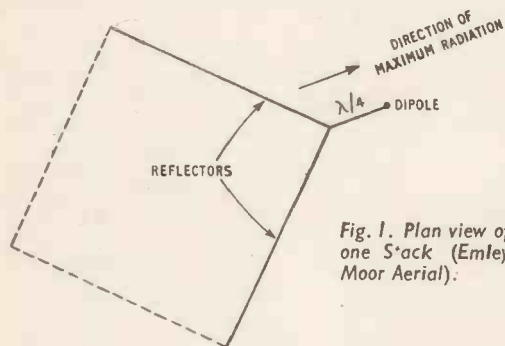


Fig. 1. Plan view of one S'ack (Emley Moor Aerial).

giving the direction of maximum radiation a slight downward tilt to the horizontal. There are two identical transmitters, one being kept as a standby, and aerial switching arrangements permit either of them to be connected to either of the eight stacks, or either to both stacks. The latter arrangement—one transmitter feeding both halves of the aerial—is normal. This "split" aerial arrangement, also used at Winter Hill and Croydon, provides minimum loss of power during partial transmitter or aerial failure.

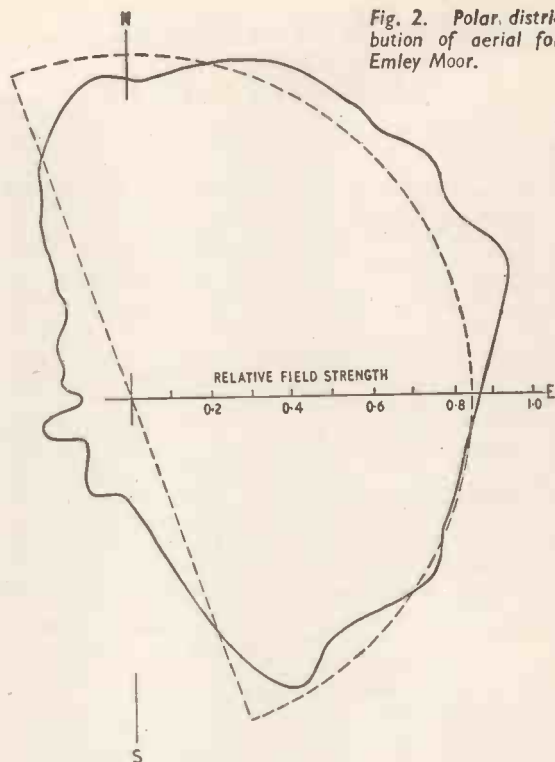


Fig. 2. Polar distribution of aerial for Emley Moor.

Each aerial stack has the dipole supported a quarter wavelength from the apex of two reflectors placed at right angles to each other. These reflectors consist of a grid of vertical rods and lie on adjacent faces of a square tower of five-foot sides, the dipoles being outside the square along a diagonal. A plan view of this arrangement is shown in the accompanying sketch (Fig. 1).

This design results in a forward radiation lobe nearly 180° wide with a rapid fall-off beyond this angle and with an average departure from circularity of only ±0.7 dB in field strength within. This is in contrast to the usual omni- or nearly uni-directional diagrams; or to those which are cardioid shaped, and thus involve considerable radiation loss at the sides. Some experimental results on this aerial are shown in Fig. 2.

As regards general future developments, the I.T.A. plans to open, before the end of 1957, two further stations to cover central Scotland and South Wales, thus increasing the proportion of the population served to three-quarters.

DETAILS OF I.T.A. STATIONS

Station	Population in both service areas, millions	Frequency Mc/s		Transmitter Power kW		Polarization	Aerial			Site Height above sea level ft	Opening Date
		Vision	Sound	Vision (Pk.Wh.)	Sound (Carrier)		Gain	No. Stacks	Height above ground ft		
Croydon	11.2	194.75	191.25	20	5	V	6	8	175	375	22nd Sept. 1955
Lichfield	5.7	189.75	186.25	20	5	V	12	16	400	500	17th Feb. 1956
Winter Hill	7.2	194.75	191.25	10	2.5	V	12	16	400	1,450	3rd May 1956
Emley Moor	4.9	199.75	196.25	10	2.5	V	24	16	400	850	3rd Nov. 1956

NOTE:—To avoid mutual interference with Winter Hill the frequency at Croydon is actually offset from the nominal figure given in the table by +6.75 kc/s for vision and +20 kc/s for sound.

LETTERS TO THE EDITOR

The Editor does not necessarily endorse the opinions expressed by his correspondents

Transatlantic Television

THE approach of the maximum phase of solar ionizing radiations, with the consequent increase in the maximum frequency refracted from the ionosphere and returned to earth over long-distance paths, has aroused some interest in the possibility of receiving American television in this country. Reception of U.K. television sound has already been reported from U.S.A. It is unfortunate that hopes of similar reciprocal direction reception on this side of the Atlantic may be governed by two factors that are likely to reduce the chances of satisfactory reception here to a minimum.

The maximum usable frequency (m.u.f.) for 50 per cent or more of days in October, in the peak, mid-afternoon period, has been about 39 Mc/s from New York, with the usual possibility of this being exceeded on a smaller proportion of days. In November, 1956, the corresponding m.u.f. is expected to reach 42.3 Mc/s, and in December 43 Mc/s, at about 1600 G.M.T. On a few, exceptional days in each of these months, the m.u.f. may well be in excess of these figures by about 10 per cent. On these "high" days, the chances of receiving the lowest frequency U.K. television (Channel 1: vision 45 Mc/s, sound 41.5 Mc/s) in New York should be quite good. This channel is shared by only two television stations—Crystal Palace, near London, and Divis, in Northern Ireland—with differently polarized emissions and with the same programme.

The conditions for reciprocal reception of U.S.A. television are much less favourable. Channel 1 is not used for television in U.S.A., having been allocated for other radiotelephony usage. The lowest frequency granted for television transmissions is therefore Channel 2 (54-60 Mc/s). The possibility that this higher frequency will sustain transatlantic reception is very much less. Moreover, this channel is shared by numerous transmitters in U.S.A., of which at least five are located near the Eastern seaboard and are likely to give equal chances of simultaneous reception, possibly with different programmes. Thus, the channel frequency and the channel sharing factors must be taken into account in assessing the likelihood of worth-while reception in either direction. The problem of interference from local transmissions is an added difficulty.

H. V. GRIFFITHS.

Engineer-in-Charge, B.B.C. Receiving Station,
Tatsfield, Kent.

Radar Displays

YOUR recent article on Aeronautical Radio Developments (*Wireless World*, October, 1956) contains a reference to radar displays which does less than justice to the considerable effort devoted to this branch of radar engineering by a number of laboratories.

Throughout the war-time years it was customary to achieve the rotating scan of a PPI display by means of a moving coil linked to the aerial turning mechanism. Other scanning methods were later developed which including rotating electric or magnetic fields derived from a pair of orthogonal deflecting plates or coils respectively. These techniques were conveniently summarized as long ago as 1947 by L. J. Howarth in "Radar System Engineering," Volume I (McGraw-Hill, 1947).

In the years since the war engineering attention has been focussed on the radar display with the object of providing not merely improved radar pictures but rather a synthesis of the maximum of raw radar data in association with ancillary editing information included to make the operational situation more readily assimilable to the controller. In this way rapid and accurate control action

can be taken in any military or civil flying situation.

The fixed, cross-coil rotating magnetic field PPI system has proved the most convenient technique for achieving this desirable operational objective and in consequence variants of the system have been developed by a number of laboratories. In this country the first perfected comprehensive fixed coil display system was developed and produced by Marconi's Wireless Telegraph Company in association with the Radar Research Establishment. It is this display system which has found extensive application in the radar defence work executed by Marconi's on behalf of the Royal Air Force.

Marconi's W.T. Company,
Chelmsford, Essex.

E. EASTWOOD.

"Too Old At—?"

M. G. SCROGGIE, in his article in the September issue, mentions that a young person's high-frequency hearing which extended to 20 kc/s was well within the r.f. communication band.

I can remember, at the age of 21, hearing the call signs and rhythmic time signals from the Rugby long-wave transmitter by simply connecting an aerial and earth with a parallel tuned circuit resonant at 16 kc/s across the input of a gramophone amplifier. Using a 3-inch moving-coil loudspeaker the high-pitched tone of the carrier was clearly audible as it was keyed, and it was possible to read the call letters.

Clifton, Bristol.

W. R. BRADFORD.

"Power By Radio"

IN the Editorial of your November issue you refer to an article "Free Power Receivers," by H. E. Hollmann; *Electronic Industries*, Sept., 1956. May I draw your attention to the July issue of the *Short Wave Magazine* in which my article "Crystal Receiver with Self Powered Transistor Amplifier" appeared. I think it anticipated each point made by Dr. Hollmann.

The idea of the wanted station supplying power for amplifying its own signals is not new and a circuit for doing this appeared in the American journal *Electronics* (April, 1955). Although the increase is worth while it cannot by its very nature be very large. Twice the output does not sound twice as loud. However, the power gain on weak signals is much more interesting, as the final power output can compare with that of the local "power" station.

I have now overcome most of the limitations of the system with a receiver incorporating (a) a storage system, (b) class B output. By using three chargeable 60-mA/hr cells the aerial power (in my case 3 mW from the Third Programme transmitter) is stored, except when the receiver is in use. When receiving signals the steady drain is about 10 mW rising to perhaps 50 mW on signal peaks. Comfortable loudspeaker reception of several stations is thus possible whether or not the "power" station is radiating. Listening is limited to something less than one-fifth of the time that the "power" station is charging accumulators, and I have not had to provide any other form of charge during the four months the receiver has been in use.

Stowe, Bucks.

J. M. OSBORNE (G3HMO).

Low-distortion F.M. Discriminator

I WOULD like to correct a statement made by M. G. Scroggie in the April, 1956, issue with reference to my article on "Mobile FM Broadcast Receiver Design" in the May, 1954, issue of *Electronics* magazine. Mr. Scroggie states that "Another receiver, this time for

broadcast transmissions, was also designed for a comparatively high i.f. (50 kc/s) with the object of rendering tuning non-critical. . . ."

This is not true. The reason for using a high i.f. is dictated by the fact that an extra wide bandwidth is necessary for the reduction of multi-path and co-channel interference.

New York, U.S.A.

KERIM ONDER.

The Author Replies :

As the following quotations from Mr. Onder's article show, both purposes were indicated:

"No afc is required, since the limiter-counter response is wide; hence, frequency drift in the oscillating detector will not affect the quality of reproduction."

"... no centering device is necessary for proper tuning. In addition, it is relatively free from multipath and co-channel interference. . . ."

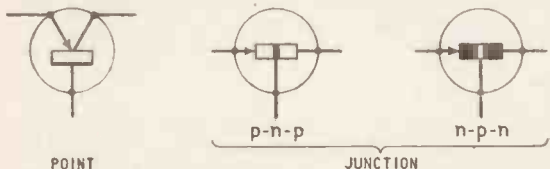
Moreover, the use of wide bandwidth for linear as well as non-linear stages (Mr. Onder's Fig. 2) implies the object of non-critical tuning, for, as Mr. Onder himself points out, for reduction of interference a wide band is not necessary (or, it should be said, even desirable) in the linear (i.f.) stages.

I am sorry, nevertheless, if my inclusion of additional references at the last minute misrepresented Mr. Onder's intentions.

M. G. SCROGGIE.

Transistor Symbols

THE need for symbols discriminating between the various forms of transistors is evident from previous



correspondence. My sketch deals with current types, and it aims to identify them in a circuit by their general shape, as with valves. The internal oblong is, of course, the crystal; the arrow head identifies the emitter.

With junction transistors it will be easy to remember which part to black-in by our experience with electrolytic capacitors: "n" = negative, "p" = positive.

London, S.E.1.

H. J. COOKE.

Television Picture Quality

AS a photographer I personally feel that too much attention is paid to the technical means by which the television picture is obtained and not enough stress to the photographic quality of the picture.

When opening the Regent Street Polytechnic School of Photography Exhibition in July, 1955, Dr. Kenneth Mees, director in charge of research at Eastman-Kodak Company, Rochester, U.S.A., was outspoken on the subject of quality in the photographic print and remarked that the television engineers in the U.S.A. could well do with a course in photographic print quality where they could learn to appreciate and judge the correct rendering of the subject tones.

London, N.6.

K. C. SOUTTER.

Is Distortion Unpleasant?

AS a musician I have been very interested in the discussion of the possibility of arriving at an empirical evaluation of cross-modulation distortion that tallies with the sensation of pleasantness or unpleasantness in the human ear.

There seems to be a general assumption that all discordant sounds are necessarily unpleasant. Discordance

is a relative term, since the ear can be schooled to regard as pleasant sounds which, when first heard, are unpleasant. For instance, the chord known to musicians as the Dominant Seventh was at one time regarded as a discord, though it is now regarded as very pleasant, and tends to be overworked.

It is difficult to see the point of enquiring into the pleasantness or otherwise of the pattern of secondary tones produced by two pure tones when the ear regularly listens to such sounds in the worst possible combinations, judged from a theoretical point of view. When, for instance, a note is played or sung with vibrato while the same note is being played on a piano without vibrato, with possibly the octave being played at the same time. Here, although the difference tone could be relatively strong, the fact that it is continually wavering does not seem to upset the ear in the slightest. Again, pianos and organs have to be deliberately mistuned so that they may play equally well in all keys. There are very many people who, in spite of the alarming patterns of difference tones produced, are not even aware of the mistuning. A trained ear may be conscious of the beating effects produced, but does not find this an unpleasant sensation.

As for muddiness induced by difference tones lying low in the audio range, there are many fine and beautiful effects produced by famous composers (by no means necessarily modern) who have deliberately placed close-spaced chords low down to produce a thick, muddy effect; it is to be admitted that such passages do not always sound pleasant, but it is surprising how many do.

It seems obvious that the behaviour of the human ear in the presence of cross-modulation effects is extremely complex, and it would be difficult to predict the circumstances in which such sounds would induce a feeling of unpleasantness. If on the other hand it is known that the harmonic distortion figures of a piece of audio equipment are comfortably low, one can feel reasonably sure that the human ear would not be likely to be offended by the sounds issuing therefrom.

A. J. HICKMAN,

B.A., B.Mus., L.R.A.M.

Servicing Certificates

RESULTS of this year's examinations for the sound and television broadcast Servicing Certificates have now been announced by the Radio Trades Examination Board which, with the City and Guilds of London Institute, organizes them. Entries for both exams. showed an increase over the 1955 figures. Of the 822 entries for the sound radio exam., an increase of 55 per cent, 322 were successful and a further 185 have to retake the practical test. In the television exam. 60 of the 134 entries passed and a further 51 have to take the practical test again.

Next year's sound radio certificate exam. will be held on May 7th, 9th and 18th, and the television exam. on May 13th and 15th and June 22nd. Entry forms and further particulars are obtainable from the R.T.E.B., on which are representatives of the Radio Industry Council, Radio and Television Retailers' Association, Scottish Radio Retailers' Association, and Brit. I.R.E. The address is 9, Bedford Square, London, W.C.1.

Attendance at an approved course of instruction is not essential for these exams., but technicians who have attended are eligible to sit for the examination after a shorter period of full-time employment in radio. An intermediate examination in "radio service work" is conducted by C. and G.I. for which attendance at an approved course of instruction is essential.

The Great Transistor Chaos

By "CATHODE RAY"

2—Sorting Out the Mess

LAST month, after having taken a quick glance at the present state of ideas about the transistor as a circuit component (and having even more quickly backed away, shuddering violently), we reviewed the corresponding situation of the negative-grid valve, with the object of seeing (if we could) how transistors had got into the present mess and if there was a way out.

Let us try to summarize the summary I gave at the end. Nearly all valves as normally used have effectively three electrodes so far as signals are concerned. The input and output pairs of connections add up to four. So one electrode must be common to both. That makes three possible basic configurations: common cathode, common anode (or cathode follower) and common grid. Of these the common cathode is so much the most important that the valve characteristics or parameters are invariably measured in that condition. There are three possible two-terminal paths between the three electrodes, but of these only one—cathode to anode—normally passes current, so is the only one to appear in the "equivalent circuit" which for signal calculations can be substituted for the valve. It has two basic parameters: r_a , signifying its own resistance; and μ , the degree of control by the grid. (Other parameters, such as g_m and g_a , can be derived from these.) The equivalent circuit therefore consists of two things between cathode and anode terminals, and these two can be arranged in series or parallel: either a generator giving an e.m.f. $-\mu v_{kg}$ in series with a resistance r_a , or one giving a current $-g_m v_{kg}$ in parallel with a conductance g_a . These hold good regardless of the circuit in which the valve is used, but are directly useful only in the common-cathode configuration. For the other two, the corresponding parameters in terms of input e.m.f. are different; but rather than invent special symbols for them one usually expresses them in terms of the common-cathode parameters, r_a and μ .

Second-Best Symbols

Now let us turn to the transistor. It too has three electrodes, so there are three possible configurations: common emitter, common base and common collector. But at once a complication arises, because the first kind of transistor to be invented was the point-contact type. When used in the common-emitter configuration, which is the one analogous to the common-cathode, it tends to be unstable. The common-base arrangement is free from that difficulty, and even apart from that it seemed at first to be the more obvious way of using transistors. So the parameters were normally measured in that condition, and symbols for them became well established. Later, junction transistors appeared, which are stable in common-emitter circuits and offer more convenient input and output resistances than in common-base. But Jacob had by then grabbed the

birthright, as it were, leaving the common-emitter Esau with the second best—the same symbols with the addition of a "'". At the present time there is every sign that junction transistors will oust point-contact types and that the common-emitter configuration will be the predominant one. In addition to the advantages already mentioned, it is the only one of the three that gives both current and voltage gain simultaneously, so its power gain is much the greatest. And it is the only one that does not necessitate some parameter being measured as a difference between two larger quantities, and therefore relatively inaccurately. So altogether its parameters ought to have first choice of symbols. It will be too bad if, because of an accident of birth, the commonly used parameters are condemned for evermore to

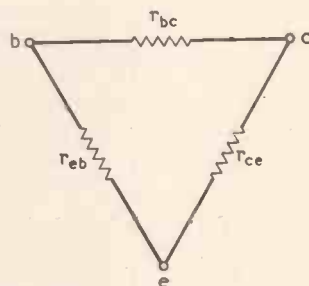


Fig. 1. The conducting paths between all three pairs of transistor terminals can most obviously be represented by this delta circuit.

bear the mark of subordination, while the exceptionally used ones (which in valve practice have not even been allocated symbols at all) have primary symbols such as α . The standardizing committees ought to look into it at once.

The next complication comes from the fact that all three inter-electrode paths conduct. So in place of just r_a for the valve the transistor equivalent circuit must have at least three resistances. The obvious way to arrange these in an equivalent circuit is to put one between each pair of terminals, making a delta system, as in Fig. 1, which also suggests a logical nomenclature for the resistances. But what about the generator? Is one generator enough? I hasten to assure anxious readers who might have been envisaging the necessity for three generators that one is enough. But that very fact raises the invidious question as to which resistance shall have the generator. At the moment we are supposed to be keeping an open mind, unprejudiced by anything anyone else has done. We are aiming at a basic equivalent, independent of the circuit in which it may find itself. Does any one of the three paths qualify more than the others as the place for the internal generator?

Well, clearly the output part of the transistor is the most appropriate place. And this does make a distinction, for although theoretically one can connect the input circuit between (say) emitter and collector, and output between emitter and base,

one wouldn't do so in practice because the transistor would merely act as an attenuator, and if that is what one wanted one wouldn't dream of using a transistor for it.

The snag is that although in two configurations the output is connected between collector and emitter, in the third it is connected between collector and base. So no one of the resistance paths has an exclusive claim to the generator. But we note that in all three cases the collector terminal is involved. So if we substitute (as we can*) a star formation for the delta, as in Fig. 2, we can put the generator in the collector branch without serious risk of complaints. This move simplifies the resistance nomenclature, too.

I haven't actually shown the generator in Fig. 2, because we still have a question to settle. Is it to be a voltage generator in series with r_c , or a current generator in parallel? As we saw with the valve, both are possible, but one of them can perhaps be regarded as the more fundamental. A valve is definitely a voltage-operated device at the input, and μ is the voltage amplification factor, so it is natural to think first of the output in terms of a voltage generator giving μ times the input volts. The alternative, the current generator giving g_m times the input volts, is then derived from it. That the transistor is a current-operated device is not quite so unquestionable, because the input signal voltage is by no means zero. But it can be accepted as current-operated for two reasons: its input resistance is low—lower even than the output—and the output is much more linear in relation to input current than to input voltage. So in place of the voltage amplification factor μ there is a current amplification factor α . It is natural, then, to regard the output as due to a current generator in parallel with r_c giving α times the input current. There can then, presumably, be an alternative voltage generator in series with r_c —and some sort of factor to give its voltage in terms of input current.

But immediately the question arises, *What* input current? For a start, which is the input terminal of the transistor? Until quite recently, the answer would have been the emitter. One has only to look at the standard symbol for a transistor! But nowadays the tide is flowing in favour of the base, and it certainly would be chosen if one went by analogy with the valve; but not all transistor authorities do. So what about it? Is there some decisive consideration?

Terminal Logic

We decided that the collector is the output terminal, on the reasonable ground that it is the only one used in the output in all three main configurations. In two of them, both base and emitter are input terminals, but in the third—common-collector—the emitter is not an input terminal while the base is. So clearly the base is entitled to be the input terminal of a transistor. And therefore the base current is the input current—not the emitter current, as in point-contact transistor circuits. Base and collector having by strict logic been appointed input and output terminals respectively, the only title left for the emitter is "common terminal," which clearly implies that the common-emitter configura-

*But not by the star-delta transformation we studied two months ago, since that applies only to passive networks and this is an active one (because of the generator).

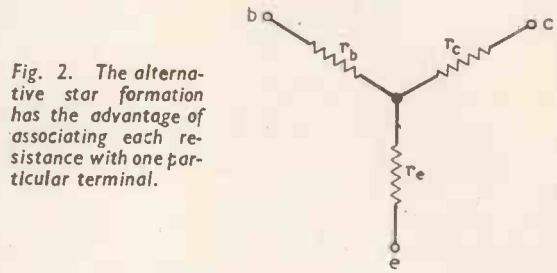


Fig. 2. The alternative star formation has the advantage of associating each resistance with one particular terminal.

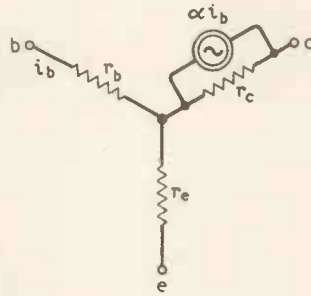


Fig. 3. Because the collector terminal is the one always used for the output, the equivalent generator is most appropriately located in that arm of the star. And because the transistor is primarily a current amplifier, the first choice is a current generator.

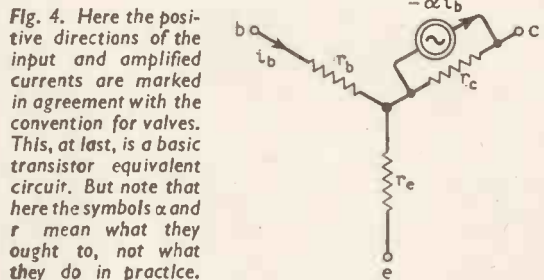


Fig. 4. Here the positive directions of the input and amplified currents are marked in agreement with the convention for valves. This, at last, is a basic transistor equivalent circuit. But note that here the symbols α and r mean what they ought to, not what they do in practice.

tion is the normal or basic one. On top of all the other arguments, this seems to clinch the matter. All the more unfortunate, then, that the symbol α was appropriated by the common-base. I do hope those committees will more than look into it.

However, not waiting for them to act, let us pursue our ruthless logic regardless. According to it, Fig. 3 ought to be the basic equivalent for the transistor, equally valid in all circuits. Its α has no necessary connection with anybody else's α , but is defined strictly by the diagram. Nor, for the matter of that, are r_e , r_b and r_c necessarily the same as anybody else's r_e , r_b and r_c .

There remains the little question of sign. The positive directions of i_b and αi_b have to be decided by convention; that having been done, the sign of αi_b is decided for us by physical facts. The positive direction of the input voltage of a valve is conventionally regarded as being from cathode to grid. By analogy, the input voltage of a transistor would be from emitter to base, which would tend to drive current into the base. So we can regard that as the positive direction. If we continue to be guided by analogy with the valve we must take the positive direction of the generator as that which tends to make current flow out from the collector. That being so, the physical nature of a transistor obliges us to use a minus sign. So the complete result of our labours is as in Fig. 4.

Please remember again that this has been arrived at logically, without reference to past or present

practice, and so the symbols do not necessarily have the same meanings as anyone else's. As a matter of fact, this transistor equivalent circuit is one of the recognized forms, and the symbols agree with current practice except for r_c and α , which are generally understood to be applicable to the common-base configuration. Even then there is a discrepancy (usually quite negligible) between α as officially defined and the multiplier in the current generator.

Published Data

As recently as last year a well-known exponent based his recommendations with regard to transistor parameters on the fact that all readily-available published data assumed the common-base configuration. But already that situation has almost completely reversed, as the transistor section in the 5th edition of *Wireless World* "Radio Valve Data" shows. Personally, I am for founding recommendations on the logic we have just been exercising, rather than on such shifting sand as published data. It is for published data to fall into line with requirements—as they can do quite quickly when the need arises. I would even go so far as to say it is not too late to appoint α and r_c as the symbols for the parameters shown in Fig. 4. Better the necessity, for a year or two, of having to declare clearly every time that the "new" convention is being used, than be handicapped for ever by a clearly transitory and illogical convention. After all, for many years "C" was the standard symbol for "current," and yet it was found possible to transfer it to "capacitance" without causing complete chaos in electrical engineering circles. And the older readers will remember that " Ω " used to stand for "megohm," " ω " being the symbol for "ohm." So please, committees, don't put it off!

At this stage, filled with pride at having achieved the one and only true basic transistor equivalent circuit, we may suppose that the only thing remaining to be done is to derive the parameters for the two other configurations, just as we did last month with the valve. There is, in fact, no great difficulty in doing that. It is even simpler than one might expect; for instance, in the common-base circuit r_e and r_b are unchanged, and r_c is not very much changed. But if long experience and disillusion have built up in us a strong ingredient of caution we will be feeling rather uneasy about all those pages and pages of transistor equivalent circuits and all those sets and sets of parameters for which somehow we don't seem to have felt the need. The authors of the books containing them—were they really just wasting their time, and everyone else's? Or is what we have done too easy to be true, and are we the ones who have been wasting time?

No, I don't think we have been wasting time by striking out from scratch, disregarding everyone

else, and achieving a single basic equivalent. But the caution is right, too, because when we examine our achievement from the practical point of view we find it has distinct disadvantages. To begin with, we can't directly measure our four basic parameters. Therefore it is necessary to have some other parameters that can be measured, and devise our basic parameters from them if we want. But will we want? After all, they are means to an end, and the end is usually the calculation of such things as input and output resistances, optimum load, and amplification. Given r_a and μ for a valve, these things can be found with the greatest of ease. But not so with the transistor and its corresponding r_e , r_b , r_c and α .

For one thing, as we can see from Fig. 4, connecting a load to c and e alters the input resistance as seen between b and e . Similarly, altering the resistance of the signal source attached to b and e affects the output resistance seen between c and e . (I really ought to say "impedance" every time, but for simplicity we are working at low frequencies and neglecting reactances.) And the internal generator not only drives signal current into the output circuit but also to some extent back through the input. So the equations for the things we want to know are considerably more complicated than they are in valve circuits. As it happens, they are especially complicated when given in terms of our chosen parameters.

Cause of the Chaos

So there are two good reasons for choosing other parameters, such as can be directly measured and yield simple design equations. And that, in brief, is the cause of the chaos at which we took a fleeting glance last month. Mind you, I don't consider it is a complete justification of it. What has happened is that the bright boys who were turned loose on transistor development said to themselves that it took their forerunners many years to evolve valve circuit theory, and their little fingers were jolly well going to be thicker than their fathers' loins. And so they went wild and invented far more varieties of equivalent circuit than anyone found a use for in a generation of valve work. Admittedly the transistor problem is more complicated and no doubt justifies the

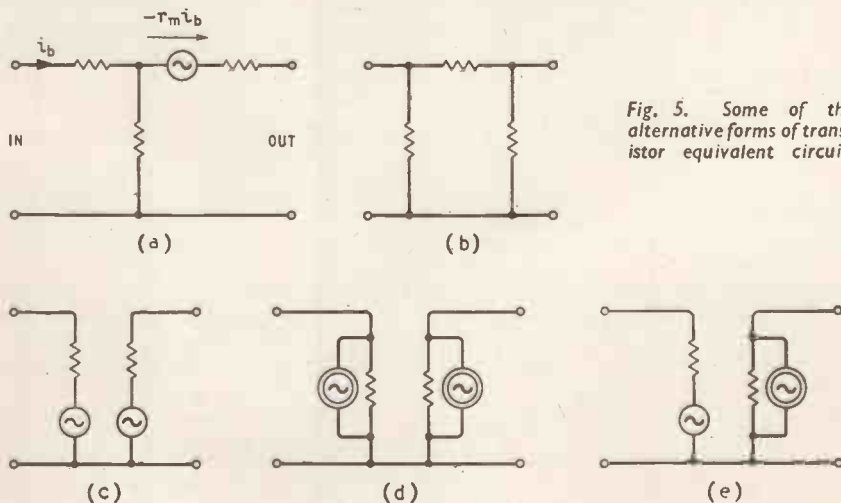


Fig. 5. Some of the alternative forms of transistor equivalent circuit.

use of a larger number of alternatives. But let not the beginner be intimidated by the idea that all those that have been published are essential to him. It is better to have a few that are understood, even if some of the calculations may be a little longer and less elegant than they need be, rather than get confused by a multiplicity of alternatives. I am sure that in time the really useful ones will survive and the others will be forgotten except perhaps by academic types.

But since it would be rash to prophesy which ways these cats will jump, let us review them generally and see why they were invented.

Equivalent Circuit Forms

First, the alternative forms of the equivalent circuit. Fig. 4, as I said, is one of the recognized ones. The series voltage generator variation is even better known. Like the current generator type, it is always drawn in T form, as in Fig. 5(a). Just as the valve parallel generator necessitated a derived parameter g_m to relate generator current to input voltage, so this transistor series generator necessitates a derived parameter r_m to relate generator voltage to input current. (Readers familiar with duality will note it here.) Fig. 5(a) illustrates the common practice of basing the form on the input and output terminals, rather than on the transistor electrodes. As a result, the generator comes in the collector arm for two configurations but in the emitter arm for the third (common-collector). Our Fig. 4, on the contrary, is the same for all configurations, and thereby seems to me less likely to confuse.

The Fig. 1 form is also known, but in view of what I have just said you will be prepared to find it drawn as in Fig. 5(b). There are actually six varieties of this alone, according to where the generator is placed, and whether it is current or voltage—and that doesn't count the differences in parameter values according to configuration! Because they are not often used I haven't bothered to draw them all, but leave you to fill in the generator according to taste.

Then new vistas are opened up when one realizes that it is not compulsory for only one of the four necessary circuit elements to be a generator. There can be two generators and two resistances. Indeed, the two-generator equivalent shown in Fig. 5(c) was highly recommended by W. T. Cocking in the series I mentioned last month. And if one gets tired of voltage generators one can always change to Fig. 5(d). And there is a school of thought that considers that the transistor is best represented by one of each, as at (e). And so we could go on.

Then for each of these forms there are many varieties according to the system of parameters favoured. And then the whole lot has to be done twice again to cover the other two configurations!

As regards the forms, I'm not going to try to argue the advantages and disadvantages of each. But the sort of argument that comes in can be seen by thinking back to the two alternatives for the valve—the series voltage generator and the parallel current generator. Either can be used for any valve, but for low-resistance triodes the series arrangement is more convenient because a low resistance has least effect when it is in series. The very high resistance of a pentode matters least when

it is in parallel, and it is more sensible to work with it that way than to have to assume a very high-voltage generator to overcome the very high series resistance, even though the other way does give the same answer. Similarly one can argue in favour of any of the innumerable transistor forms for particular purposes, but I do feel that the thing has been overdone. Too wide a choice defeats its object.

The other question was the different systems of parameters. The reason for them, you remember, was the need for something that can be measured. Even if the parameters marked on the equivalent circuit cannot themselves be measured—those in Fig. 4 for instance—there have to be some measurable ones from which to calculate them. One system that has been used quite a lot consists of four resistances, r_{11} , r_{22} , r_{12} and r_{21} . The first of these is the input resistance, measured with the output open-circuited. In practice this means the ratio of signal input voltage to signal input current, the signal output current being kept constant by using an external series resistance that is very large compared with the transistor's own output resistance, or in some other way. The second, r_{22} , is the output resistance measured with the input short-circuited. These are both true a.c. resistances, but the other two are "transfer" resistances, in the same way that the g_m of a valve is a mutual or transfer conductance or transconductance as the Americans call it: r_{12} is the ratio of input voltage to output current, the input current being kept constant; and r_{21} is the corresponding thing the other way through. This set of parameters can be used to calculate the r_o , r_b , r_c , α set by simple formulae, or it can be inserted directly in Fig. 5(c)—which raises that form in the estimation of advocates of this set of parameters—or else they can be used directly in equations to calculate the gain, etc., of the transistor.

An obvious variation is to turn all these resistances upside down into conductances, in conjunction with Fig. 5(d). Another, recommended by Mr. Cocking, is to substitute forward and backward amplification factors, α and β , for r_{12} and r_{21} , α being r_{12}/r_{11} and β being r_{21}/r_{22} . All these varieties, by the way, are measured in the common-base configuration. According to the present silly symbolism one has to add one tick to each for the common-emitter values and two to each for the common-collector values. In the book already mentioned, the need for r_o' in the common-emitter circuit is avoided by calling it r_o , but that seems rather a makeshift.

Pros and Cons

One snag about the r_{11} r_{22} r_{12} r_{21} system and its variants is that modern transistors tend to have such high output resistances that for the purposes of measuring r_{11} it is hardly practicable to use an external resistance which by comparison is vastly greater. This is a point urged in favour of the hybrid or h system, in which the parameters are h_{11} , h_{22} , h_{12} and h_{21} . As Mr. Cocking pointed out, however, the fact that these are not (as the first glance would lead one to think) all quantities of the same kind—the same dimensions—but comprise one resistance, one conductance and two numerical ratios, is a point against the system.

A disadvantage possessed in varying degrees by

(Continued on page 605)

all the systems mentioned so far—and not least, I am afraid, by our r_e , r_b , r_c , α —is that the equations giving the transistor gain, etc., in terms of them are quite inconveniently complicated. For this reason the Mullard people have introduced yet another modification of the r_{11} r_{22} r_{12} r_{21} system, in which the r_{12} and r_{21} are displaced by r_{in} and r_{out} , which are measured in the same way as r_{11} and r_{22} respectively, except that the far end is short-circuited instead of open-circuited to signals.* The relationships are:

$$r_{in} = r_{11}(1 - \alpha\beta) = r_{11} - r_{12} r_{21}/r_{22}$$

$$r_{out} = r_{22}(1 - \alpha\beta) = r_{22} - r_{12} r_{21}/r_{11}$$

By making these substitutions, the design equations are reduced to something resembling the simple ones used with valves, and at the same time the effects of varying the signal source and load resistances are made easier to see.

Although we seem to have looked at quite a lot

of things this time, they can be summarized quite simply. Working on the same successful lines as we did last month with the valve, we evolved an analogous equivalent for the transistor, with its parameters in terms of the common-emitter configuration, but valid for all. As a result of the transistor having three conducting paths in place of the valve's one, this single theoretically definitive equivalent circuit turns out to be awkward for practical measurements and calculations. So a considerable number of alternative forms of circuit and sets of parameters have been devised by divers persons. And because no one of these is unquestionably the best, search for the ideal is likely to result in the marketing of yet more. Even without these there are too many. I am not going to risk predicting which will survive as the best general-purpose system, but there seems to be quite a lot to be said for Mullard's. However, the theoretically and practically predominant common-emitter configuration must have its symbols rid of all those nasty little ticks. How about it, standardizing committees?

*"An Improved System for Calculating the A.F. Performance of Junction Transistors," by L. B. Johnson. *Mullard Technical Communications*, Vol. 1, No. 8 (July 1954), p. 187.

EUROPEAN TELEVISION

AT the end of July, when this map was prepared by the European Broadcasting Union, there were well over one hundred television stations operating in Europe and the number has increased considerably since then. In Italy, alone, a further seven stations have come into service. In the table we give, in addition to the number of stations operating in July, the standards employed (number of lines and bandwidth in Mc/s).

Austria (625/7) ...	4
Belgium (625/7; 819/7) ...	1
Denmark (625/7) ...	1
France (819/14) ...	14
Germany, Western (625/7) ...	31
Italy (625/7) ...	29
Luxembourg (819/7) ...	1
Monaco (819/14) ...	1
Netherlands (625/7) ...	2
Norway (625/7) ...	1
Saar (819/14) ...	1
Spain (625/7) ...	1
Sweden (625/7) ...	4
Switzerland (625/7) ...	4
United Kingdom (405/5) ...	18
	113



Transistor Super-Regenerative

WORKING CONDITIONS FOR OPTIMUM PERFORMANCE

WHERE it is necessary to obtain high gain from a receiver with a minimum of components, the super-regenerative principle has been widely used, and the theory for valve super-regenerative circuits is well developed. In essence, a super-regenerator is a high-frequency oscillator, at carrier frequency f_o , which is periodically quenched at a quench frequency f_q . If a modulated carrier signal is injected into the oscillator tuned circuit, the resulting pulses of oscillation contain the original modulation amplified by the super-regenerative gain factor; this modulation is then extracted by straightforward detection of the oscillation pulses. Typical gain figures for super-regenerative stages are in the order of 80 dB.

A transistor can be made to oscillate up to about its cut-off frequency, f_{α} , and usually somewhat higher; the idea, therefore, suggests itself to make use of this ability to oscillate to obtain super-regenerative gain at these high frequencies where linear r.f. or i.f. gain using the same transistor is difficult, if at all possible, to obtain.

The development of superheterodyne receivers using transistors has so far been limited largely to the medium- and the long-wave bands because of the difficulty of designing r.f. and i.f. transistor amplifiers. Such amplifiers can now be made with

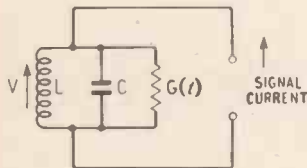


Fig. 1. Basic equivalent super-regenerative circuit.

stage gains of about 30 dB at frequencies up to the order of half the transistor cut-off frequency f_{α} . They are, however, difficult to design as they must be very carefully neutralized to avoid oscillation. The advantage is, therefore, evident of employing, where possible, the super-regenerative principle in transistor high-frequency circuits.

It should be noted that, with normal quench arrangements, super-regenerative receiver circuits are limited to frequencies above about 10 Mc/s. This is because the quench frequency f_q must be at least twice the highest modulation frequency to be detected (from information theory), yet must be lower than the carrier frequency by a factor of about 10^3 to assure adequate quenching of each pulse of oscillation. The Philco surface barrier transistor was chosen for these studies as it can be made to oscillate readily to frequencies above 50 Mc/s.

A short review of the theory of super-regeneration is given first to underline the difference between the two basic modes of operation. Some transistor self-quench circuits have appeared in the literature^{1,2}; the advantage of linear mode operation for speech and music is pointed out and a linear super-regenerative detector circuit is given using two transistors.

Theory of Super-regeneration.—The quenched high-frequency oscillator, or super-regenerator, can

be regarded as a parallel-tuned circuit damped by a periodically varying conductance and into which is injected the signal (see Fig. 1).

The conductance will vary over the quench cycle from negative (during oscillation) to positive (during quench), as shown in Fig. 2(a).

At time t_1 , as the damping factor G decreases to zero and becomes negative, oscillations begin in the tuned circuit, building up from the level of the signal (or noise, whichever is dominant) existing in the tuned circuit at that time. Oscillations continue to build up until G becomes positive again, thus damping them out. The total positive G area must be several times the total negative G area to ensure adequate quenching, so that oscillations build up from signal or noise and not from remnants of previous pulses of oscillation.

Two modes of receiver operation are possible. If, as in Fig. 2(b), the oscillations are quenched before they begin to be limited by the circuit supply voltages, the pulses of oscillation then have amplitudes linearly proportional to the signal levels from which they began. This is the "linear mode" of super-regenerative operation, and is the useful mode for speech and music modulation. Fig. 3 shows a photograph of a series of linear mode pulses of oscillation from a super-regenerator responding to a sinusoidally modulated carrier. Linear mode super-regenerators require a quench signal to be applied from another circuit stage (some form of low-frequency oscillator). The modulation is obtained by diode rectification of the r.f. pulses, and filtering

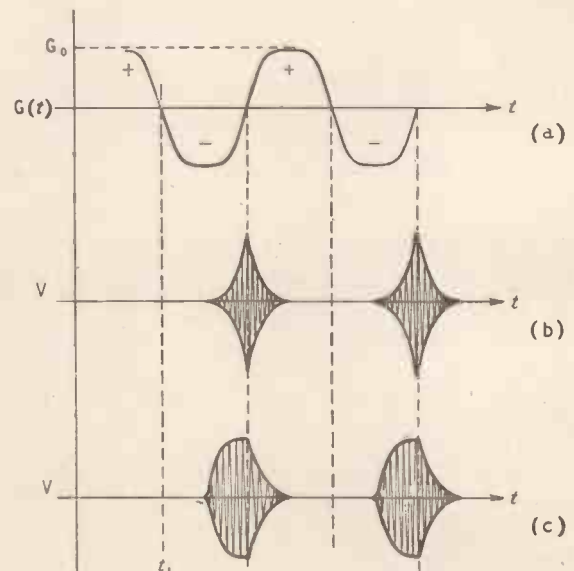


Fig. 2. Behaviour of quenched oscillator; conductance changes over cycle shown at (a) with pulse shapes for linear (b) and logarithmic (c) modes of operation.

Circuits

By D. F. PAGE

out the audio envelope components (envelope detection).

If, however, as in Fig. 2(c), oscillations are allowed to limit before being quenched, the pulse lengths are then logarithmically proportional to the signal levels from which they began, and operation is said to be in the "logarithmic mode." The distortion in this mode is undesirable for speech and music reception, although acceptable for code reception.

Self-quenching or "squegging" super-regenerators operate in the logarithmic mode and no external quench voltage is required. In this case oscillations quench themselves when they reach a fixed level. Thus, since successive pulses of oscillation grow from different signal levels (for a modulated input carrier signal), there will be more pulses for a high instantaneous signal level than for a low one. In the self-quenching circuit there is a "built-in" quench which varies in frequency according to the signal modulation. Detection for all logarithmic mode super-regenerators is accomplished by measuring changes in the total area of oscillation pulses, i.e., by averaging, over audio time intervals, the super-regenerator current.

Self-quenched Transistor Super-regenerator Circuit.—The literature on the subject of transistor super-regenerators has so far been confined to this type of circuit, which is the simplest to construct and operate. Several "squegging" arrangements are possible; Fig. 4 shows the one used by the author.

The circuit is a conventional collector-tuned r.f. oscillator with feedback applied in the base circuit via a step-down transformer; C_2 is an r.f. bypass capacitor. As oscillations grow, the feedback voltage is rectified at the emitter diode, charging C_1 through R_2 . As C_1 charges negatively the emitter diode is cut off and oscillations die down, not to begin again until C_1 has discharged through R_2 and R_1 in shunt with the back emitter resistance. The quench frequency is therefore determined largely by the value of R_1 , although R_2 contributes somewhat; the amount of feedback (determined by the transformer turns ratio) is also important in determining the quench frequency.

The tuning frequency of the circuit is determined by C and by the inductance presented by the transformer. The table gives the circuit details for two amateur bands.

TABLE

For operation on	20 metres	15 metres
N_1	24 turns	12 turns
N_2	14 turns	8 turns
C	30 pF	30 pF
R_1	100 k Ω	100 k Ω
R_2	1 k Ω	1 k Ω
C_1	0.01 μ F	0.02 μ F

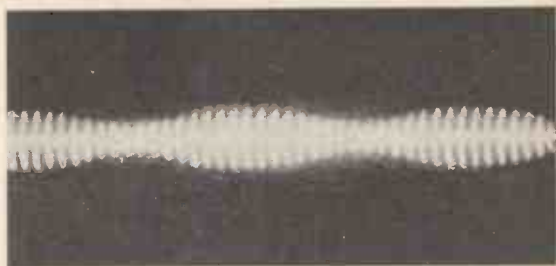


Fig. 3. Linear mode pulses produced by a sinusoidally modulated carrier.

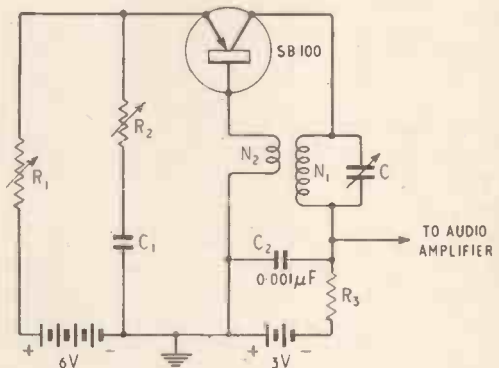


Fig. 4. Self-quenched super-regenerator using a high-frequency junction, or surface barrier, transistor.

The transformer is close-wound on $\frac{1}{4}$ -in diameter plastic rod with N_2 wound on top of N_1 . The aerial may be coupled by means of two or three separate turns wound on the transformer rod. No. 30 s.w.g. enamelled wire was used for all windings.

The collector current is averaged at the bypassed resistor R_3 , the voltage across which is the required audio modulation output. A convenient value for R_3 is approximately 1 k Ω ; this matches very well into a succeeding common-emitter audio stage, yet is not high enough to drop the collector voltage seriously. It is emphasized again here that the modulation output bears a logarithmic relationship to the original modulation and is thus severely distorted. In addition, there is a strong quench frequency component in this low-frequency output, but this can be filtered out in the audio amplifier.

Linear Mode Transistor Super-regenerative Circuits.—For undistorted reproduction of speech or music we require linear mode operation of the super-regenerator, with a separate low-frequency oscillator to supply the quench voltage. A complication arises in obtaining the audio output as the r.f. oscillation pulses must be rectified and envelope detected.

The r.f. oscillator must have a variable feedback element which can be used to control the build-up of oscillations so that super-regeneration can be kept linear. Several of the conventional feedback-type oscillator circuits can be adapted for this purpose, but for simplicity and economy of components a less conventional arrangement, which we will call the "Q-current" circuit, is chosen for this discussion. This is drawn in Fig. 5(a) where it will be noted that

no direct feedback is used. The circuit is, in fact, similar to that of the familiar base-tuned negative-resistance oscillator using point contact transistors. The surface barrier transistor, behaving as it does as a junction transistor, will not oscillate in this circuit at low frequencies. It can, however, be shown that at higher frequencies approaching the transistor cut-off frequency f_{α} , a junction transistor in the circuit of Fig. 5(a) will exhibit a negative base input resistance and will oscillate.

The mechanism of this oscillation is indicated in Fig. 5 (b) where the transistor equivalent circuit has been drawn in. For oscillation, a current multiplication mechanism is required to make that component of emitter current i_d in phase with the current generator αi_d at least twice the value of αi_d . In low-frequency oscillators a transformer is used for this multiplication. At these high frequencies, however, we make the emitter resistance r_d a part of a branch of the parallel tuned circuit, so that i_d becomes part of the "Q-current" of the tank circuit and is amplified by the approximate factor

$$\frac{C_1}{C + C_1 + C_c} \cdot Q$$

over the tank circuit input current αi_d . This factor assumes r_d and r_b are small; at the highest frequencies these resistances limit the Q and thus limit oscillations. It must also be noted that i_d is predominantly capacitive, and to give a magnified component in phase with αi_d , α must have a lagging phase shift; this is so only at frequencies approaching the order of magnitude of the transistor cut-off frequency. In practice, a surface barrier transistor can be made to oscillate in this circuit over a frequency range of about 5 Mc/s to 50 Mc/s.

Oscillations are controlled by C_1 , which in the

author's circuits is usually a 30-pF trimmer; C_1 is adjusted to a low value at which super-regenerative oscillations do not limit so that linear mode operation is ensured. Reception frequency is determined by C which should be kept high (by using a low L/C ratio) to minimize the effects of changes in C_1 and the collector capacity C_c .

Quenching may be accomplished in one of two ways:—

(1) by switching the transistor itself, as for example in Fig. 6(a) where the emitter is switched at quench frequency, or (2) by switching an element external to the transistor, as for example in Fig. 6(b) where a diode shunt on the tuned circuit is switched at quench frequency.

This second alternative has several advantages. It allows the transistor to operate at a fixed operating point, and so eases the problem of applying the existing theory of super-regeneration to the design of transistor super-regenerators. A further advantage arises because, during the damping part of the quench cycle, the tuned circuit is shunted by the forward conducting diode, while in Fig. 6(a) the tuned circuit is shunted by the back emitter resistance. The more effective damping by the external diode of Fig. 6(b) results in less danger of "coherence" between oscillation pulses at higher quench frequencies. Finally, quenching via an external diode greatly eases the problem of detecting the modulation. Since the transistor does not "see" the quench voltage (the tuned circuit is a short-circuit for low frequencies) we may make use of the "built-in" diode at the emitter to rectify the super-regenerative pulses. The mechanism is as follows:—

As oscillations grow, the emitter resistance acts as a diode, and the r.f. component of emitter current assumes the shape of pulses in the forward direction.

Thus the r.f. current entering the tank circuit is in the form of pulses, and the oscillator operates in a manner analogous to class C, with the tuned circuit smoothing out the effect of these current pulses. The pulses of emitter current carry the quench and audio amplitude modulation, which can be extracted, as indicated in Fig. 6(b), from an audio load in the emitter after the r.f. component has been bypassed. This low-frequency output consists of a series of pulses at quench frequency, amplitude modulated with the audio signal. Maximum undistorted audio voltage available here is about 10 millivolts across 1,000 ohms. Fig. 7 is an osci.logram of such a series of detected pulses which have been passed through two stages of audio amplification using OC71 transistors in the common-emitter connection.

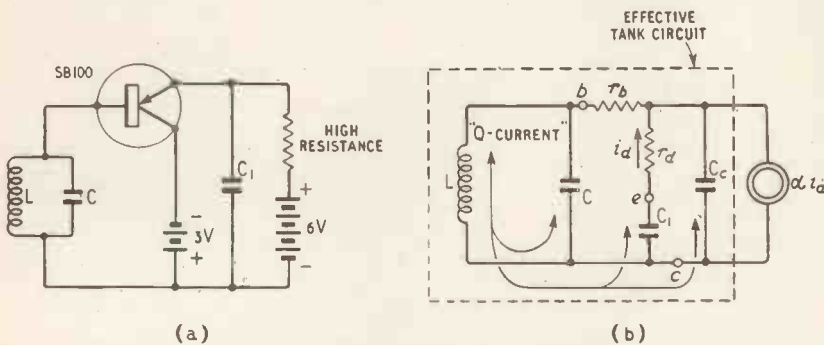


Fig. 5. Transistor r.f. oscillator shown at (a) with its equivalent circuit (b) showing "Q-current" paths.

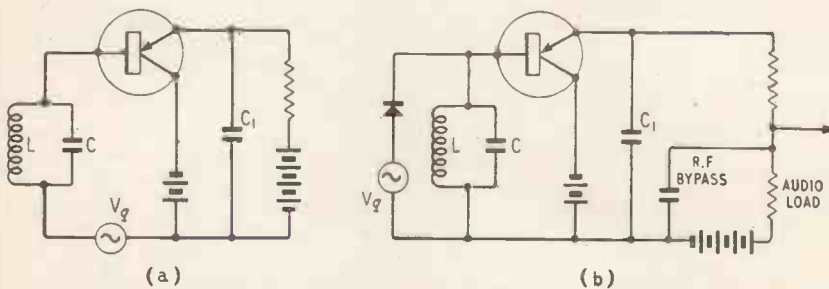


Fig. 6. Methods of quenching, (a) via the emitter, (b) via an external diode.


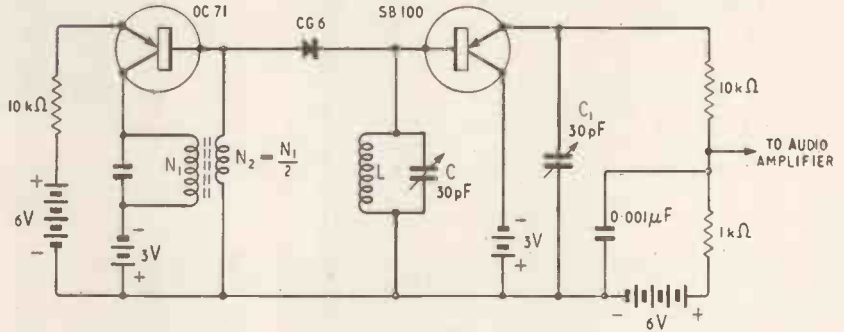


Fig. 7. Oscillogram of audio output.

Fig. 8. Linear mode super-regenerator.



The quench frequency components may be removed by suitably restricting the bandwidth of the audio stages.

Fig. 8 shows a complete linear super-regenerator circuit using this method of quench. The quench oscillator is a conventional low-frequency type; the transformer in the circuit was wound for convenience in a Mullard Ferroxcube pot core. A quench frequency of 15 kc/s is generally suitable. The tuned signal circuit is designed for the carrier frequency employed. For operation at 13 metres,

L may be 25 turns of No. 30 s.w.g. enamelled wire, close-wound on a 1/4-in diameter plastic rod; the aerial may be coupled with two turns wound on L. C may be a 30-pF trimmer.

The question of radiation interference should be mentioned. It has been common practice with valve super-regenerators to use an r.f. buffer stage between the aerial and the super-regenerative stage to prevent radiation of the oscillations. Transistor r.f. stages are not easily designed, and indeed the use of such a stage would seriously reduce the super-regenerator's

advantage of simplicity. It has been found, moreover, that with the small amplitude levels of transistor oscillators, the radiation problem does not appear to be serious.

References

- 1 W. A. Wadsworth "A Transistor Super-Regenerative Receiver for 10 and 6 Metres," *QST*, November 1954, p.17.
- 2 Kircher and Kaminow "Super-regenerative Transistor Oscillator," *Electronics*, July 1956.

BRIT. I.R.E. AWARDS

THE Clerk Maxwell Premium, the premier award of the British Institution of Radio Engineers for papers published in the institution's journal during the year, has been received by E. M. Bradley and Dr. D. H. Pringle for "The theory and design of gas-discharge microwave attenuators." Dr. Pringle is in Ferranti's electronics research laboratory, where Mr. Bradley was until recently. The value of the premium is 20 guineas.

Dr. R. Filipowsky, who was head of the electronics department of Madras Institute of Technology and is at present with the Westinghouse Electric Corporation, Baltimore, U.S.A., is awarded the Heinrich Hertz Premium (20 gns.) for "Electrical pulse communication systems." The premium is awarded for the most outstanding paper dealing with the mathematical or physical aspects of radio.

The Louis Sterling Premium (15 gns.), awarded for the most outstanding paper on television technique, is received by D. R. Coleman, D. Allanson and B. A. Horlock for their paper "The development and design of an underwater television camera." The first two authors are with Pye Limited but Mr. Horlock, who was formerly with that company, is now in Plessey's radio research department.

Dr. Sin-Pih Fan, who was formerly with the Burroughs Research Centre, Paoli, Pennsylvania, and

has now returned to China, receives the 10-guinea Marconi Premium (for the most outstanding engineering paper) for "The magnetron beam switching tube."

For their paper "A survey of tuner designs for multi-channel television reception" D. J. Fewings (Marconi's) and S. L. Fife (English Electric) receive the Leslie McMichael Premium (10 gns.) which is awarded for a paper on improvements in the technique of broadcast and television reception.

LOUDSPEAKERS with moulded ellipsoidal baffles, to be known as the "Unicorn" series, have been added to the range of units made by the Trix Electrical Co. Ltd., 1-5, Maple Place, London, W.1. The radiation pattern is virtually a 45° beam with minimum back radiation, a feature which can be exploited to reduce microphone feedback in public address systems.



Audio-Frequency Response Measurements

DEVELOPMENT OF SPECIAL GEAR
FOR ROUTINE TESTING

By O. E. DZIERZYNSKI

GENERALLY speaking the performance of a.f. amplifiers and tape recorders is defined by: (1) non-linearity distortion (for a given maximum output); (2) frequency response; (3) sensitivity (and associated with it hum and noise level); (4) wow and flutter (applied only to recorders).

Conventionally, the routine test equipment required for measuring the above would comprise at least four separate units, namely: (1) audio-frequency oscillator; (2) valve voltmeter; (3) distortion meter; (4) wow/flutter meter. Some of these instruments can be used separately (for example, the flutter meter); others have to be used in pairs. For instance, the frequency response characteristic requires the use of both oscillator and valve voltmeter.

A special self-contained instrument has been developed for this purpose, and although this unit has been used chiefly in the factory production line, it is felt that the circuit details may be of general interest.

Basically, the frequency response test is a simple operation. To the input of the audio equipment is injected a constant a.f. voltage, at various frequencies in turn. The output of the audio equipment is then measured by means of an output meter (usually a valve voltmeter having a response independent of frequency over the operating range). It is obvious that while testing an ordinary amplifier, both operations can be made simultaneously, but with a tape recorder, two operations have to be carried out in turn. First, a recording of the test frequencies has to be made, then these frequencies are played back and corresponding outputs noted by the valve voltmeter.

The chief requirement for an oscillator is constant output throughout the range of test frequencies; additional requirements are fairly good waveform, low hum level and good frequency stability. Frequency selection has been achieved by employing an eight-way push-button unit, selecting the following frequencies: 60 c/s, 300 c/s, 1,000 c/s, 4 kc/s, 8 kc/s, 10 kc/s, 12 kc/s, 13 kc/s. There is no hard and fast rule about the choice of frequencies and different combinations could be arranged if necessary. Push-button control has the advantage of speed where mass routine testing is concerned.




Fig. 1. Combined a.f. oscillator and output meter for routine testing of amplifiers and tape recorders.

The use of a press-button unit in place of a rotary switch also confers some benefits in construction and wiring.

Output Meter. There are numerous types of valve voltmeters, but not all will satisfy users and constructors alike and at the same time be reasonable in cost and reliable in service. Chief requirements for this sort of instrument are: (1) gain independent of frequency (within the limits 15 c/s-20 kc/s); (2) fairly high input impedance, constant on all ranges (not less than, say, 2 M Ω); (3) properly damped movement of meter needle; (4) well-designed sub-ranges and associated scale calibration. Additional important requirements would be calibration independent of mains voltage variations and low power consumption (to reduce heat and prevent deterioration of components—an important point if equipment is working continuously all day).

The photograph (Fig. 1) shows that the combined instrument is mounted on a special base which enables it to be tilted to any convenient angle. The operating panel is small and is situated at the bottom of the case, so that the operator can work with minimum effort. The middle part of the instrument is occupied by a standard 4½-in moving-coil meter. On the top of the front panel are located the mains switch and indicator lamp. The right-hand bottom side of the operating panel is occupied by the valve-voltmeter controls (input socket and range switch), while the oscillator controls are located on the left (output socket and two-way switch providing outputs of 20 mV and 2 mV). The frequency selector buttons are situated just under the meter.

The circuit of the valve voltmeter is given in Fig. 2. One section (V1a) of the first double triode works as an input cathode follower, while V1b and the first section of the second ECC83 (V2a) form a two-stage R-C amplifier. V2b functions as an output cathode follower which feeds a full-wave bridge rectifier and 0-1 mA meter (100 μ A movement shunted by 150 ohms).

Point X which feeds the meter rectifiers is also connected to the negative feedback line (25 μ F, P₂ and 0.5 M Ω) reducing the total gain from approximately 5,000 to 1,000 (60 dB). Consequently the standard sensitivity of this voltmeter is 10 mV for

full scale deflection (10V is obtained at point X, which is large enough for the bridge rectifier to give a linear scale from 1/10 of f.s.d. corresponding to the minimum measurable input, 1 mV).

The next things to consider are the input attenuator and how particular voltmeter ranges have been designed. The attenuator is connected in the output of the first cathode follower. This gives the great advantage that the attenuator network is associated with the fairly low impedance of the cathode follower output circuit (of the order of 500-1,000 ohms in the case of the ECC83). Consequently hum pick-up and instability effects are greatly reduced and only moderate screening arrangements have to be made, relating to this part of the circuit. At the same time the input impedance of the instrument (grid circuit of the cathode follower) is very high (in the range 10-30 M Ω) and independent of the range being used. Components associated with the input circuit (0.05 μ F, 1 M Ω , 27 k Ω) must be well screened.

There are eight ranges in this instrument, covering the following voltages: (1) 1-10 mV, (2) 3-30 mV, (3) 10-100 mV, (4) 30-300 mV, (5) 0.1-1 V, (6) 0.3-3 V, (7) 1-10 V, (8) 3-30 V.

Groups of ranges with odd and even numbers have been provided with separate meter scales (Fig. 3). The maximum reading on the middle scale (3, 30, etc.) does not quite correspond to maximum readings for the upper scale (10, 100, etc.) which are related to f.s.d. This has been arranged to give a correct reading for every range on the lower decibel scale. The latter has zero level at division marked 3.16 on top scale and -10 dB, +10 dB correspond to 1 and 10 (f.s.d.) respectively.

On the middle scale 1 corresponds with 0 dB and 3.16 would correspond with 10 dB. By changing range by one step (irrespective of what range is being used) the reading indication is always

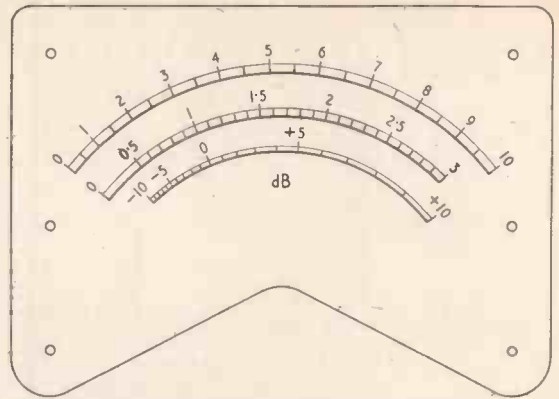


Fig. 3. Meter scales are calibrated on the basis of a 10 dB change of level between contacts on the range switch.

stepped up or down by 10 dB. This sort of arrangement is very helpful when making a quick calculation of the gain difference in decibels of two readings. For instance, if the first reading was +7 dB on range (2) and the second reading -5 dB on range (1), the gain difference would be $+7 - (-5) + 10 = 22$ dB.

The attenuator itself is a simple voltage divider across the cathode load resistor of the input cathode follower. The total resistance is 70 k Ω and as the first valve takes approximately 1 mA, more than 80 volts d.c. is developed across this load, and the maximum measured a.c. voltage, which is 30 V r.m.s., will be well below the minimum undistorted signal passed through the cathode-follower stage. Values of the resistors $R_1 \dots R_8$ are calculated on the basis that the resistance to chassis of, say, contact 3 has to be 3.16 times larger than the resistance to the previous contact 2, and this would apply to con-

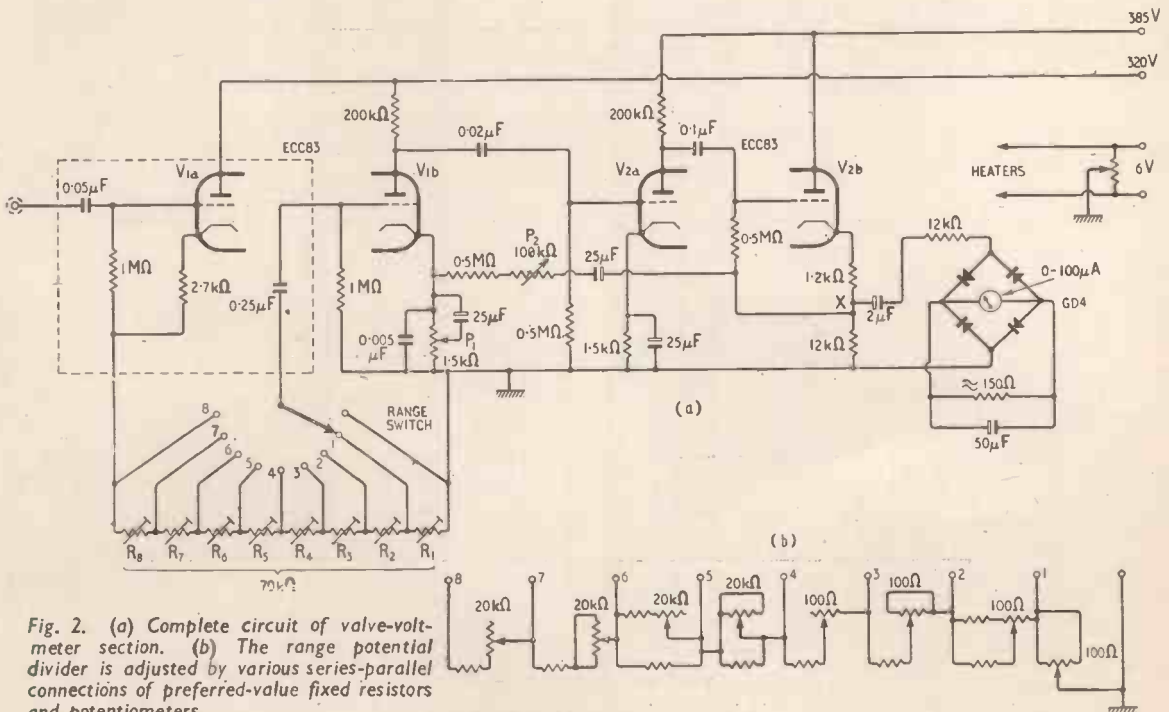


Fig. 2. (a) Complete circuit of valve-voltmeter section. (b) The range potential divider is adjusted by various series-parallel connections of preferred-value fixed resistors and potentiometers.

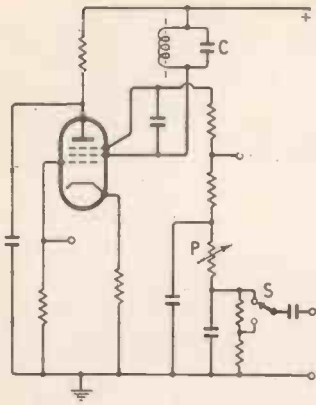


Fig. 4. Basic transatron oscillator circuit.

secutive contacts. $R_1 \dots R_8$ are mostly of non-standard values and if accuracy of calibration is to be maintained to within, say, ± 2 per cent, then resistors must be of corresponding close tolerance. The problem has been solved by using ordinary preferred-value resistors ± 20 per cent, combined with pre-set potentiometers in each section. To simplify the supply of

components, only two values of variable resistor have been selected, namely, $20\text{ k}\Omega$ and $100\ \Omega$, connected in various ways as shown in Fig. 2 (b).

The next important feature of the valve-voltmeter circuit is the negative feedback line, by means of which stability of gain is ensured in spite of ageing of valves, mains voltage variation and change of signal frequency. Potentiometers P_1 and P_2 are pre-set controls for negative feedback and the reason that there are two of these controls is as follows. At the higher audio-frequencies (above 10 kc/s) the gain of triodes starts to drop gradually, but negative feedback by virtue of the presence of the $0.005\ \mu\text{F}$ bypass condenser would decrease as well, compensating loss of gain and maintaining frequency response to well over 20 kc/s . From the circuit it will be seen that there could be several combinations of the settings of P_1 and P_2 to main-

tain gain up to, say, 10 kc/s , but these would not hold for higher frequencies when the slider of P_1 is set near to the earth end of the potentiometer. Consequently there is some optimum combination of P_1 and P_2 when the gain over the frequency range 15 c/s to 40 kc/s is maintained constant within ± 5 per cent (below 20 kc/s it can be maintained with ± 1 per cent).

To allow for an adequate degree of feedback an initial overall gain of the order of 5,000 is required, and to achieve this an h.t. line voltage of 385 was necessary, giving a gain of about 75 per stage with each half ECC83. The h.t. supply to the first double triode is through a $30\text{ k}\Omega$ resistor decoupled by $100\ \mu\text{F}$; otherwise the circuit had a tendency to be unstable.

The total h.t. current does not exceed 5 mA. This is quite a low figure, which satisfies our requirements for low power dissipation in this equipment.

The cathode-follower output stage is conventional, but it should be noted that the values of bias resistor and cathode load have to be chosen carefully to secure at least 20 V across the latter. Otherwise the cathode follower would not handle the maximum value of signal applied to the grid of V2b (approximately 10 V to give full scale deflection).

Oscillator Circuit.—The chief requirements of a stepped frequency oscillator working in this sort of equipment are good stability of amplitude (independent of mains voltage variations), low power consumption, and fairly good waveform.

For simplicity and reliability a single-valve pentode oscillator was developed based chiefly on the transatron circuit. The basic circuit is shown in Fig. 4. The valve used is an EF86 with the suppressor grid driven from the screen, which is connected as the anode of the oscillator. An a.f. voltage of the order of 40 is developed across the tuned cir-

(Continued on page 613)

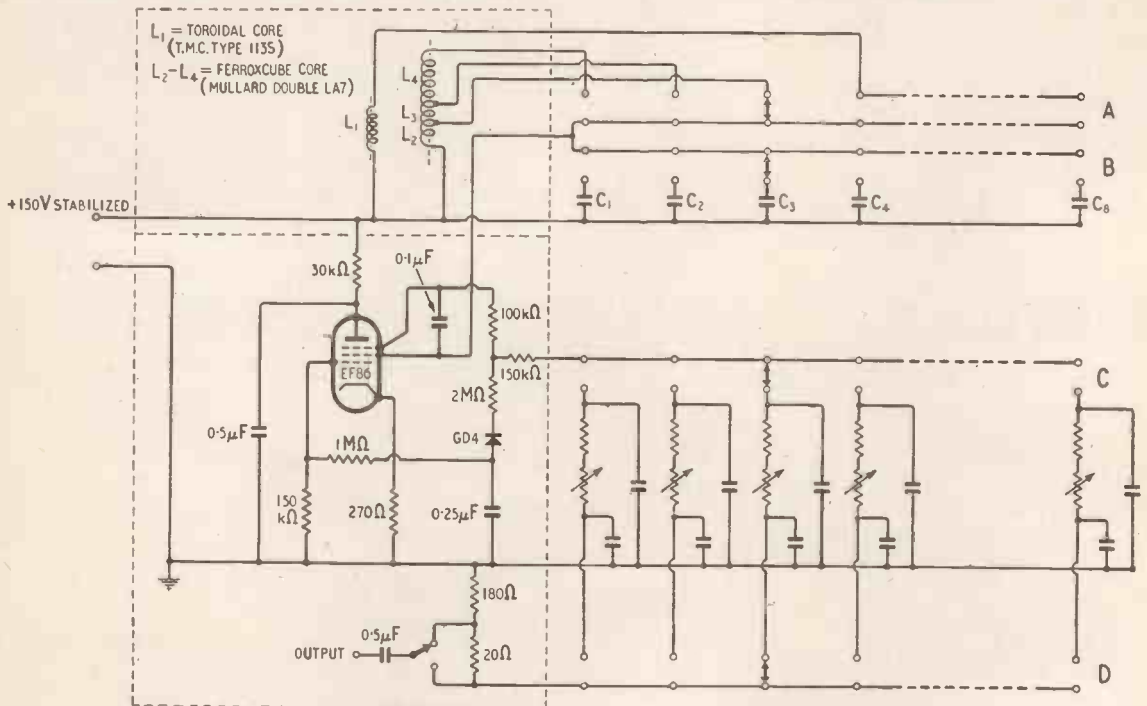


Fig. 5. Complete circuit diagram of oscillator section.

circuit LC, which determines the oscillator frequency. The waveform across LC is not good enough to be fed directly to the output voltage divider and a R-C filter plus attenuating network is inserted between the tuned circuit and the output terminal. Outputs of either 20 or 2 mV are available by using the two-position switch S, and their value is accurately adjusted by means of potentiometer P.

Regarding the transistor circuit itself, it is a rather interesting fact that anode and grid are not "live" as far as a.f. is concerned, but their d.c. potentials have to be carefully chosen for oscillator performance. For instance, it is essential that the anode voltage should be substantially lower than that of the screen. It will be seen from Fig. 5 that the value of bias resistor is fairly low to help to start oscillations, which after building up drive the grid more negative (by diode GD4 action), improving the waveform across LC and introducing a certain amount of negative feedback to stabilize the output. This detail is important as we must bear in mind that the oscillator is frequently being switched over from one frequency to another, and while doing so it might happen that no button is depressed and oscillations would be interrupted.

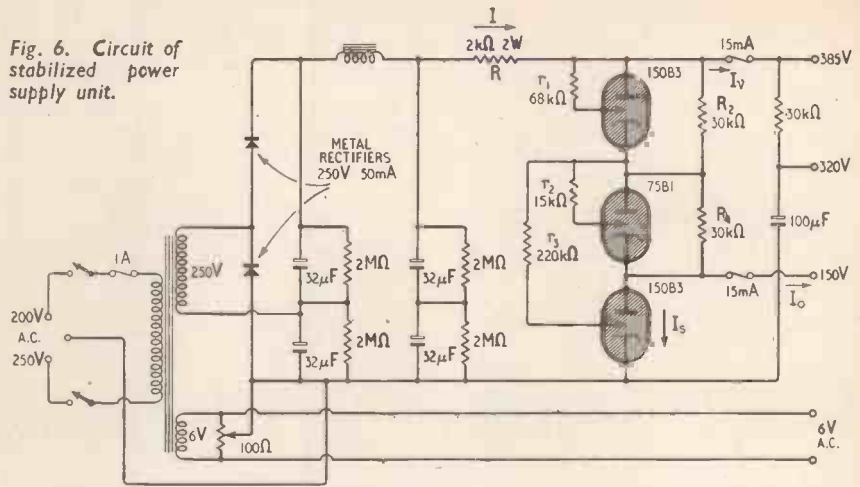
To cover the full audio range at least four different inductances are necessary. In our case the five highest frequencies, 4-13 kc/s, are covered by a toroidal coil of 25 mH consisting of somewhat fewer than 50 turns of enamelled and s.s.c. 24 s.w.g. wire on a T.M.C. Type 113S high-Q moulded core. The three lower frequencies, i.e., 60, 300 and 1,000 c/s, have circuit inductances of 12, 5 and 1 H respectively. A double LA7 "Ferroxcube" core has been used here with 4,000 turns of 46 s.w.g. enamelled, tapped at 2,400 and 1,700 for L_3 and L_2 respectively.

Switching arrangements are shown in Fig. 5. The two top banks of press-button units (A, B) control actual frequencies (switching over coils and condensers) while the two bottom banks (C, D) are associated with individual R-C output filter units. The two-stage filters reduce harmonic content to approximately 1 per cent which is quite satisfactory for the frequency response test.

Power consumption of the oscillator circuit is low; as the total h.t. current does not exceed 4.5 mA and the h.t. power dissipated is well below 1 watt.

Power Supply Unit.—Special attention has been given to the design of the power supply unit as much depends upon its performance. The circuit of Fig. 6 gives all essential electrical data. Three stabilizers are connected in series, one having a working voltage of 150 and the other two of 85 volts. Some of these stabilizers are shunted by additional resistors and there is a common feed resistor R, the value of which is quite important. Also, there are additional resistors, r_1, r_2, r_3 , for feeding the auxiliary ignition anodes.

Fig. 6. Circuit of stabilized power supply unit.



Calculation of the stabilizing chain should be carried out in the following way:

(1) First determine the lowest h.t. voltage at the output of the smoothing filter—depending on the lowest expected mains voltage. This voltage V is approximately 410 (equivalent to a mains supply of 200 volts).

(2) Calculate total current consumption I (in resistor R). As can be seen from the diagram, current I is equal to the sum of currents supplied to the valve voltmeter (I_v), oscillator (I_o) and I_s in bottom stabilizer (150B3):

$$I = I_v + I_o + I_s$$

Values for I_v and I_o are 5.5 and 4.5 mA respectively and I_s from 150B3 data as lowest permissible current, is 2 mA.

Therefore total current will be: $5.5 + 4.5 + 2 = 12$ mA.

(3) Now it is possible to calculate the value of R

$$\text{which is } \frac{410 - 385}{12} \approx 2 \text{ k}\Omega.$$

(4) Values for shunting resistors R_1 and R_2 are easily calculated from the known current which has to bypass each stabilizer. As the minimum working current for stabilizer 75B1 is 2 mA, R_1 has to bypass $2 + 4.5 = 6.5$ mA across voltage drop 85 V, hence:

$$R_1 = \frac{85}{6.5} \approx 13 \text{ k}\Omega. \quad \text{Similarly } R_2 = \frac{150}{4.5} = 33 \text{ k}\Omega. \quad \text{The}$$

degree of stabilization depends largely upon the value of R, which has to be as large as possible; this can be achieved by making the available un-stabilized voltage as high as possible and total current consumption as low as possible. Now it becomes clear why it is so important to reduce h.t. current in the instrument and to choose types of stabilizers with minimum permissible working current. When the mains voltage rises the currents in the stabilizers increase rather rapidly, but the working voltage (total 385 V) and bypass currents in R_1, R_2 remain practically unchanged.

For mains voltage fluctuations of ± 10 per cent the oscillator output does not vary by more than ± 0.5 per cent and the valve voltmeter gain is stable within ± 1 per cent.

To reduce hum the heater supply is earthed

through a 100-ohm potentiometer (humdinger). This is important particularly with regard to hum induced in the input circuit of the first cathode-follower valve. Without this humdinger, and with one side of the heaters earthed, the hum level would be of the order of 5-10 mV which would upset readings on the first two ranges of the valve voltmeter. When the humdinger is properly adjusted the hum is reduced to 50 μ V.

Constructional Details.—Sections of the instrument are built as self-contained units with separate plugs and sockets for power supply. The power

supply unit is at the top with an open-mesh cover for good ventilation.

Screening for the input circuit, as indicated in Fig. 2(a), is essential and it is important that wiring to the "top" part of the attenuator should be short and carefully spaced. Resistors and potentiometers of small physical size are desirable in this circuit. Otherwise the layout and wiring of the instrument are not critical.

Acknowledgment.—The author would like to express gratitude to J. Roast and R. Dean for help in the development of this equipment.

Wave Propagation: An International Symposium

REPRESENTATIVES from fifteen countries attended an International Symposium on Wave Propagation held in Paris in September. The meeting was under the joint auspices of the Comité National Français de Radioélectricité Scientifique and the Société des Radioélectriciens. A large number of papers were presented within the two separate groups covering ionospheric and tropospheric radio wave propagation. The papers, which covered many aspects of the two subjects, are to be published in a special number of *L'Onde Electrique*. What follows is a summary of the outstanding points arising from the discussions, which were of considerable interest.

Ionospheric.—It is now evident that our past conception of wave propagation *via* the ionosphere, based as it is upon geometric-optics, was far too simplified, and that the subject is much more complex than was envisaged. The geometric-optical theory is not fully adequate to explain what happens to a wave within the ionosphere because of the effects of inhomogeneities, due to various causes, in the ionization. There are, for example, movements and undulations of different kinds, concentrations or "clouds" within the layers, ionospheric turbulences and meteoric trails. All these give rise to propagation effects outside the realm of geometric-optics, such as the forward-scattering of radio energy, and these scattering processes, which occur at the ground as well as within the ionospheric layers, modify the mechanism of propagation. In engineering practice this means that the m.u.f.s, which are calculated on the basis of the optical theory and applied to long-distance propagation by empirical methods, are generally too low. The calculated circuit m.u.f.s may therefore now be regarded merely as good approximations to the "actual" m.u.f.s: they have, in fact, long been observed to be nothing more. The question of how to deal with these complexities, so as to obtain more precise circuit predictions, is a difficult one and is still a long way from solution, but we may be sure that the information presented at the Symposium, and the discussions which resulted, will contribute towards that end.

It was evident, also, that the use of ionospheric scatter systems for communication is becoming a matter of growing importance. Some interesting discussion took place concerning the question as to whether the scatter on which such systems depend is due to ionospheric turbulence or to the effects of

meteoric ionization, but the matter was not resolved. It appears that both phenomena may play a part and that it may be possible to make particular use of either. The growing use of these systems (which remain fixed in frequency) in the point-to-point communication networks may, perhaps, lead to some relief from channel congestion, because of the decreasing need for multi-frequency operation and because the scatter range is limited.

Tropospheric.—Similarly, in the field of v.h.f. and u.h.f. propagation through the troposphere it was apparent that ideas are undergoing fundamental alteration. What was at first supposed to be a case of line-of-sight propagation has already been shown to suffer no such limitations, and to be useful for communication services to distances far beyond the horizon. But these distances, and the quality of the service achievable over them, are being rapidly advanced. Distances up to 750 miles were mentioned as being attainable for reliable communication when the phenomenon of tropospheric scatter is utilized. Experiments designed to gain more knowledge of the characteristics and uses of tropospheric scatter propagation are being pressed forward, and it is to be noted that this system is suitable for wide-band transmissions. A great deal of work in connection with the meteorological factors which affect all kinds of tropospheric propagation is being done, and it is evident that the successful development of systems utilizing this depends, to a large extent, upon a more complete understanding of the meteorological factors affecting the refractivity and other relevant parameters of the atmosphere. The equipment requirements for these services were also discussed, and in particular the design of the paraboloid aerials, whilst the great value of space diversity in preserving the coherence of the tropospherically scattered signal at long distances was stressed. T. W. B.

Switched-tuned F.M. Unit

An unfortunate error in arithmetic resulted in wrong values being given for capacitors C_n and C_p in the Appendix to this article on page 434 in the September issue. Capacitor C_n should be 12.3 pF and C_p 37.7 pF. Using nearest preferred values the 50-pF tuning capacitor becomes 12 pF N470 in parallel with 39 pF P100. The N470 type should have been the smaller value. In line eleven N740 should be N470.

DECEMBER MEETINGS

LONDON

3rd. I.E.E.—“Electronics and automation—the use of nucleonic devices” by Dr. Denis Taylor at 5.30 at Savoy Place, W.C.2.

7th. Television Society.—“90° Scanning” by R. H. C. Morgan and K. E. Martin at 7.0 at 164 Shaftesbury Avenue, W.C.2.

11th. Institution of Post Office Electrical Engineers.—“The Independent TV network—its operation and maintenance” by C. E. Clinch and J. B. Sewter at 5.0 at the I.E.E., Savoy Place, W.C.2.

12th. I.E.E.—“The B.B.C. sound broadcasting service on very-high frequencies” by E. W. Hayes and H. Page at 5.30 at Savoy Place, W.C.2.

12th. Brit.I.R.E.—“Principles of the light amplifier and allied devices” by Dr. T. B. Tomlinson at 6.30 at the London School of Hygiene and Tropical Medicine, Keppel Street, W.C.1.

13th. British Kinematograph Society.—“A magnetic-tape recording system for colour television signals” by Dr. H. R. L. Lamont at 7.15 at the R.S.A., John Adam Street, W.C.2.

18th. I.E.E.—Discussion on “Breakdown in dielectrics” opened by C. G. Garton and J. H. Mason at 5.30 at Savoy Place, W.C.2.

21st. B.S.R.A.—“Some applications of magnetic recording” by J. Cunningham-Sands at 7.15 at Royal Society of Arts, John Adam Street, W.C.2.

ABERDEEN

12th. I.E.E.—“Tridac—a large analogue computing machine” by Lt.-Cdr. F. R. J. Spearman, J. J. Gait, A. V. Hemingway and R. W. Hynes at 7.30 at the Caledonian Hotel.

BELFAST

11th. I.E.E.—“The Crystal Palace television transmitting station” by F. C. McLean, A. N. Thomas and R. A. Rowden at 6.30 at the Engineering Department, Queen's University.

BIRMINGHAM

3rd. I.E.E.—“The Crystal Palace television transmitting station” by F. C. McLean, A. N. Thomas and R. A. Rowden at 6.0 at James Watt Memorial Institute.

CAMBRIDGE

4th. I.E.E.—“Ultrasonics in industry” by C. F. Brocklesby at 6.0 at Cambridgeshire Technical College.

CARDIFF

5th. Brit.I.R.E.—“Voltage stabilisation” by Dr. F. A. Benson at 6.30 at the Cardiff College of Technology.

12th. Society of Instrument Technology.—“Electronic computers in relation to process control” by A. J. Young at 6.45 at the Physics Lecture Theatre, Cardiff College of Technology.

CHELTENHAM

14th. Brit.I.R.E.—“Radio astronomy” by R. L. Adgie at 7.0 at the North Gloucestershire Technical College.

DUNDEE

13th. I.E.E.—“Tridac—a large analogue computing machine” by Lt.-Cdr. F. R. J. Spearman, J. J. Gait, A. V. Hemingway and R. W. Hynes at 7.0 in the Electrical Engineering Department, Queen's College.

GLASGOW

13th. Brit.I.R.E.—“The design and manufacture of modern capacitors” by J. H. Cozens at 7.0 at 39 Elmbank Crescent.

LEEDS

4th. I.E.E.—“Electronics and automation: some industrial applications” by Dr. H. A. Thomas at 6.30 at the Central Electricity Authority, 1 Whitehall Road.

LIVERPOOL

13th. Brit.I.R.E.—“An automatic system for electronic component assembly” by K. M. McKee at 7.0 in the Council Room, Chamber of Commerce, 1, Old Hall Street.

MANCHESTER

5th. I.E.E.—“A point-contact transistor scaling circuit with 0.4 microsec resolution” and “A junction-transistor scaling circuit with 2 microsec resolution” by Dr. G. B. B. Chaplin at 6.45 at the Engineers' Club, Albert Square.

6th. Brit.I.R.E.—“Electronic automation applied to the wind tunnel” by D. S. Wilde at 6.30 at the Reynolds Hall, College of Technology, Sackville Street.

11th. Society of Instrument Technology.—“Control of the rad'o telescope” by Dr. J. G. Davies at 7.30 at the College of Technology.

14th. Institute of Physics.—“Electroluminescence and light amplification by phosphors” by Professor G. F. J. Garlick at 6.45 in Bragg Building, The University.

NEWCASTLE-ON-TYNE

12th. Brit.I.R.E.—“The design and application of quartz” by R. A. Spears at 6.0 at Neville Hall, Westgate Road.

PORTSMOUTH

10th. I.E.E. Students.—“Television outside broadcasting units” by F. H. Steele and K. T. D. Hughes at 6.20 at the C.E.A., High Street.

14th. B.S.R.A.—“New B.B.C. disk reproducing equipment” by H. J. Houlgate at 7.30 in the Lecture Hall, Central Library, Portsmouth.

REDDITCH

10th. I.E.E.—“Ultrasonics in industry” by C. F. Brocklesby at 7.30 at the College of Further Education, Easemore Road.

RUGBY

11th. I.E.E.—“The application of digital computers” by R. L. Grimdsdale at 6.30 at the Rugby College of Technology and Arts.

SWANSEA

13th. I.E.E.—“Germanium and silicon power rectifiers” by T. H. Kinman. G. A. Carrick, R. G. Hibberd and A. J. Blundell at 6.0 at the Electricity Board Showrooms, The Kingsway.

TORQUAY

4th. I.E.E.—“Digital computers” by A. C. D. Haley at 3.0 at the Electric Hall, Union Street, Torquay.

WOLVERHAMPTON

12th. Brit.I.R.E.—“Design of an experimental colour television receiver” by H. A. Fairhurst at 7.15 at Wolverhampton and Staffordshire Technical College, Wulfruna Street.

TRIX SOUND EQUIPMENT



The models above: G7822 ribbon microphone, T635 30-watt amplifier and A9 cabinet loudspeaker, form the vital links in a typical chain of Sound amplification. The TRIX organisation has had nearly 30 years' experience of all types of installations and the range of equipment covers even the most unusual of specialised requirements. Our comprehensive leaflets, which we will gladly send you on request, will help solve all your Sound problems. May we help you?

THE TRIX ELECTRICAL CO. LTD.
MAPLE PLACE, TOTTENHAM COURT RD
LONDON, W.1

RANDOM RADIATIONS

By "DIALLIST"

Marine Radar

BEING very interested in all that concerns radar, I've attended whenever possible the hearing in court of cases connected with collisions at sea in which one or both of the ships involved carried that wonderful aid to navigation. I don't think it's much of an exaggeration to say that, in open waters at any rate, collisions couldn't occur (except deliberately) if proper plotting were done and full use made of the information provided by it. Yet again and again I've heard examination bring out either that there wasn't any plotting or that it was done too roughly to be of any use. The trouble is that the plan position indicator (P.P.I.) of the radar set shows your own ship as remaining stationary at the centre of the screen and any others as moving in relation to it. Only by plotting can you obtain a working picture of the true motion of your ship and another. You can't do it in your head, particularly when there are other things to think about. And even if careful plotting is done at regular intervals when another ship is close, there's always the possibility of human error.

True Motion Presentation

That's why I welcome the coming of the Decca "True Motion" radar. In the "picture" shown by this device your own ship does not remain a fixed point. It moves over the screen according to its actual course and speed and so does the "blip" corresponding to other moving vessels. Only things that really are stationary—anchored ships, buoys and so on—remain fixed in position. The navigator of a ship fitted with this device will thus be able to tell quickly and without possibility of error whether his ship and another are on collision courses. Curiously enough I'd been thinking of a device on rather different lines for some time before this new Decca was announced. My idea was for a kind of marine predictor on the lines of those used in A-A and naval gunnery. Into the A-A predictor are fed the height and the changing range and bearing of the target, obtained visually or by radar. It then predicts the actions necessary to

make the shell hit the target. You wouldn't, of course, need the height at sea and this predictor would tell you what to do to avoid hitting the target.

Tropospheric Scatter

FOR many months Marconi's have been operating continuously a tropospheric scatter link between Great Bromley, Essex, and Sutton Bank, near Thirsk, Yorkshire, using a transmitter with an output of only 500 watts. This 200-mile link, described as a purely private venture, is to be supplemented by another, between London and Newcastle, equipped with a 10-kW transmitter and intended for handling up to 36 simultaneous telephone calls or a television transmission. If the system fulfils its early promise, it should be of enormous value to the G.P.O. as well as to the B.B.C. and the I.T.A. for it might well be used for a direct television link with Holland or Belgium.

More About Effects

I'M much obliged to a Wellingborough reader who sends me a cutting from *The Model Engineer*, in which a discussion has been taking place on the build-up of static charges in motor cars. One writer is of opinion that this is due to the

Thompson Effect, which is the correct name for what has been dubbed the "Bournemouth" or "Nelson" effect in these notes. He maintains that this effect causes the build-up by the rush of air into carburettors of petrol-air mixture through inlet manifolds and valves and of exhaust gases through valves and pipes. He gives an interesting instance of what the Thompson Effect can do. The manager of a workshop reported that there was a leakage of electricity from the shop's wiring into a steam hammer, from the stop-valve of which sparks could be drawn. On investigation it was found that steam was leaking from the gland of this valve. When the gland had been tightened up and the leakage stopped, there were no more sparks.

Troubles in the South-West

MY THANKS to J. S. Fielden for his letter referring to my note last month about the French 819-line Band I television transmitter near Caen. I said then that I hadn't heard of any interference with Rowridge by this station, which occupies a channel covering both Nos. 1 and 2 of our system. J. S. F. writes that any viewer on the South Coast, between Lyme Regis and Exmouth, who is served by Rowridge or North Hessary Tor, knows from bitter



"WIRELESS WORLD" PUBLICATIONS

	Net Price	By Post
WIRELESS SERVICING MANUAL. W. T. Cocking, M.I.E.E. 9th Edition	17/6	18/6
GUIDE TO BROADCASTING STATIONS 1956-57. Compiled by <i>Wireless World</i>	7/6	2/10
RADIO VALVE DATA: Characteristics of over 2,500 Valves, Transistors and C.R. Tubes. Compiled by <i>Wireless World</i>	4/6	5/1
SECOND THOUGHTS ON RADIO THEORY. "Cathode Ray" of <i>Wireless World</i>	25/-	26/2
THE OSCILLOSCOPE AT WORK. A. Hass and R. W. Hallows, M.A. (Cantab.), M.I.E.E.	15/-	15/10
RADIO LABORATORY HANDBOOK. M. G. Scroggie, B.Sc., M.I.E.E. 6th Edition	25/-	26/5
ELECTRONIC COMPUTERS: Principles and Applications Edited by T. E. Ivall	25/-	25/9
RADIO INTERFERENCE SUPPRESSION: As Applied to Radio and Television Reception. G. L. Stephens, A.M.I.E.E. 2nd Edition	10/6	11/1
ADVANCED THEORY OF WAVEGUIDES. L. Lewin	30/-	30/10
ABACS OR NOMOGRAMS. A. Giet	35/-	35/10

A complete list of books is available on application


Obtainable from all leading booksellers or from

ILIFFE & SONS LTD., Dorset House, Stamford Street, London, S.E.1

experience how well a 405-line receiver locks an 819-line picture, superimposing it on the B.B.C.'s. Others have told me of interference yet farther away near the Cornish coast. A peculiar point is that both Rowridge and North Hessary Tor use vertical polarization and the Caen station horizontal. I suppose that it's all connected with the freak reception which is being reported just now from many parts of the world. But this is a rather special sort of freak. Not only is sunspot activity causing the French signal to span unusual distances, but it's also apparently turning the polarization through ninety degrees from horizontal to vertical and so delivering a locked picture to vertical aerials. Once we're well past the sunspot maximum I don't imagine that the trouble will continue. Let's hope not, anyhow!

A Tidier Skyline

EVEN the most confirmed television addict could hardly maintain that the Hs, Ks, Xs, Band III "toast racks" and what not, which now rear themselves above our roofs, are things of beauty. Dr. R. C. G. Williams, chief engineer of Philips Electrical, who is this year's chairman of the I.B.E. Radio Section, coined a neat phrase when speaking at the recent convention on ferrites organized by the Institution. "The use of these materials for built-in aerials in television receivers," he said, "will allow a considerable tidying up of the skyline." It certainly should in places where signal strength is good; but in other areas we're likely to see the ubiquitous roof-top aerial for a good while yet. Thank goodness our arrays are neither so hideous nor so complicated as those widely used in the United States in places where several services are available on different channels in Bands I and III. These monstrosities are designed to bring in anything that's going and can be turned in any direction from the room in which the TV receiver is. As their efficiency must be of a low order on any given channel they have to contain a large number of elements. These are arranged in many different ways and the pictures in advertisements of them show some weird, wonderful and far-from-sightly contraptions. Ferrites are Europe's contribution to electronics. If ferrites help to tidy up American skylines, this application alone will be a graceful return to Americans for their gift to electronics of the transistor!




"THE CHOICE OF CRITICS"

A FEW OF THE VAST RANGE OF


BULGIN MICRO SWITCHES

TESTED AT OVER 500,000 OPERATIONS


The Switch with the Unique Rolling-spring Action



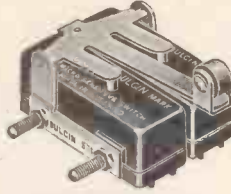
PLUNGER TYPE




STANDARD TYPE WITH LEAF




FACE-MOUNTING TYPE




TWIN-GANGED TYPE




ROLLER-PLUNGER TYPE



PISTON-PLUNGER TYPE




MINIATURE TYPE



LILLIPUT TYPE

Send for CATALOGUE 196/WW
price 1/- post free



BULGIN

A. F. BULGIN & CO. LTD.
BYE-PASS ROAD,
BARKING, ESSEX
 Telephone RIPpleway 5588 (5 lines)

Power by Radio

I WAS very intrigued, as the ladies say, by the Editor's remarks last month about Dr. Hollmann's ideas for using radio-transmitted power for operating transistorized receivers. The idea of transmitting power by radio is very old but up till now nobody seems to have made any practical suggestions about it.

If, however, we are eventually going to use the carrier waves of the B.B.C. to supply power to our receivers it is, I feel, bound to lead to legal complications, possibly ending up with somebody finding himself charged with "stealing electricity, the property of the British Broadcasting Corporation."

I am very interested in the legal position and am more than willing to be a legal guinea pig in this matter. In the past few days, therefore, I have been parking my car on the Great North Road in the shadow of the Brookmans Park masts and endeavouring to light special neon parking lamps from the aerials.

Some readers may recall a demonstration which used to be given in 1925 when the London transmitter was on the roof of what used to be called a "well-known Oxford Street store." The radio department of that store was on the top floor and a special feature was made of lighting several neon lamps from the radiation and I recall that permission had to be obtained from the B.B.C. for the demonstration.

In those days the power of the London transmitter was but a modest 3 kW. Even if the Great North Road is not immediately under the aerial it is not far from it, and with its 120 kW I ought to get some results. But all I have done so far is to excite the suspicion of the local constabulary.

I am, in fact, not unlikely to face a charge of "loitering with intent to commit a felony." By the irony of fate this would be a charge for which I should have no answer as I am loitering for that purpose. I appeal to you, therefore, to help me turn the "intent" into an actual commission by letting me have some technical advice and a circuit diagram. Better still, if any of you care to come along in your cars to help me we could really force the Corporation to make a test case of us.

Statogenic Toys

IF in the spring a young man's fancy lightly turns to thoughts of love, the season of peace and goodwill is apt to nourish thoughts of hatred and rage in the hearts of everybody as they see and hear the storm of interference produced by model electric trains given to children.

These diabolical devices, which will soon be on us, seem to be the only electrical apparatus sold nowadays without being adequately suppressed. It is admitted that they are not easy things to suppress except, of course, by the crude and obvious method of using a hammer.

There is not much room for fitting suppressors to the smaller models, but a complete answer to the problem should be obtained by lining one room of the house with earthed wire netting and putting the child and his statogenic toys inside it. I wonder it hasn't been made compulsory for a roll of netting to be included with every sale of these Machiavellian machines; maybe the P.M.G. hasn't the necessary powers.

I have an idea that this wire-netting idea is used by the large departmental stores as their wireless departments don't seem to suffer from the nearby toy-train demonstrations. Perhaps the manager of one of them will let me know; he might avert a murder.

Milli-Methuselahs

ONE of the most interesting articles in the September issue was the one in which M. G. Scroggie gave a series of curves showing how the sensitivity of our ears to the higher frequencies of the audio spectrum falls off with advancing years. As I mentioned in these columns a few months ago, everything in life—including the cutting of a baby's teeth—are but steps along the road to senility, but I must say I was not a little shocked to learn how soon one's high-note response is dulled. I was, however, sorry to see that the learned author failed to point out what a merciful protection this

presbyotic phenomenon gives to old dodderers like myself against the strident screeching of sopranos.

It reminded me that advantage was taken of this phenomenon by a well-known radio manufacturer who also wished to produce something unusual in wireless sets for the 1938 radio show. At that time similar curves to those given by Scroggie had been appearing in the medical press and this manufacturer therefore designed a set having what he called a "senile selector" knob which was calibrated in years. This knob controlled a series of high-note compensators and the idea was that the listener could turn the dial to the year corresponding to his age. I gave an account of it in the 10th February, 1938, issue.

Unfortunately the makers had forgotten that women form the bulk of the listening public. No woman will ever confess to being a day older than thirty until she is fifty. This meant that the people in the higher age groups fought shy of the set.

The manufacturer consulted me about it, and I suggested calibrating the dial in milli-methuselahs as it would be more scientific and no woman would have the faintest idea that a milli-methuselah was only another name for a year or, to be precise, 0.969 year. In fact, I doubt if many men will know this unless they look up the fifth chapter of Genesis.

This set could, I feel, have been an outstanding success but the following year was 1939 and you know what happened then.

Echoes of 1942

I SEE that it is now possible to buy insulated heating cable to wind around the water pipes in the loft to stop them freezing up. Although this has not the remotest connection with radio the basic idea certainly had its origin in the brain of a very prominent person in the world of wireless, as I related in April, 1942.

Many midget sets of that period used a resistive connecting cable instead of a built-in voltage-dropping resistor, and this radio V.I.P. installed several of these sets in his loft with their connecting cables wound around the pipes. The resultant racket of all these sets in full blast had to be heard to be believed.

Acoustic peace on the pundit's premises was not secured until I had pointed out to him that he could achieve the same thermal effect without the cacophonous accompaniment by chopping off the connecting leads and stringing them across the mains in a series-parallel network. As I explained to him, the exact details could be easily worked out from the data, that this type of cable had a resistance of 150 ohms per yard and a current-carrying capacity of 0.3 amp. It is strange how great minds like his so often overlook the most obvious facts.



"Loitering with intent."



MODEL 7 50 RANGE
Universal **AVOMETER**

Fifty ranges...

in one instrument


THE wide scope of this multi-range AC/DC

measuring instrument, coupled with its unfailing reliability, simplicity of use and high degree of accuracy, renders it invaluable wherever electrical equipment has to be maintained in constant, trouble-free operation.

It provides 50 ranges of readings on a 5-inch hand calibrated scale fitted with an anti-parallax mirror. Accuracy is within the limits laid down in Section 6 of B.S.S. 89/1954 for 5-inch scale industrial portable instruments. Range selection is effected by means of two electrically interlocked rotary switches. The total resistance of the meter is 500,000 ohms.

The instrument is self-contained, compact and portable, simple to operate, and is protected by an automatic cut-out against damage through inadvertent overload.

Power and Power Factor can be measured in A.C. circuits by means of an external accessory, the Universal Avometer Power Factor & Wattage Unit.



List Price
£19 : 10s.

Size 8" x 7½" x 4½"
Weight 6½ lbs. (Including leads)

...you can depend on



Illustrated Brochure available on request.

CURRENT		VOLTAGE	
1mA D.C. only		50mV D.C. only	
2 " " "		100 " " "	
5 " A.C. & D.C.		500 " " "	
10 " " "		1V " " "	
50 " " "		5 " A.C. & D.C.	
100 " " "		10 " " "	
500 " " "		50 " " "	
1 A " " "		100 " " "	
5 " " "		200 " " "	
10 " " "		400 " " "	
		500 " " "	
		1,000 " " "	

RESISTANCE	
10,000 ohms	} using internal 1½ volt cell
100,000 " "	
1 Megohm	} using internal 9 volt battery
10 Megohms	
40 " "	} using external source of A.C. or D.C. voltage

CAPACITY 0.01—20 mFds.		

POWER AND DECIBELS		
Impedance	Power	Decibels 0 = 50W
500 ohms	200 mW	—25 to + 6
5,000 ohms	2W	—15 to + 16
50,000 ohms	200 mW	—25 to + 6

Various accessories are available for extending the wide range of measurements.


Sole Proprietors and Manufacturers:—

THE AUTOMATIC COIL WINDER & ELECTRICAL EQUIPMENT CO., LTD.

AVOCET HOUSE • 92-96 VAUXHALL BRIDGE ROAD • LONDON • S.W.1.

Telephone: VICTORIA 3404 (9 lines)

Save design time and effort with A READY-TO-BUILD-IN POWER SUPPLY



- Long term reliability — no electrolytic capacitors.
- Stabilisation ratio better than 400 : 1.
- Low source impedance.
- Ripple less than 1 millivolt.

**HIGH PERFORMANCE
AT LOW COST**

The AS 517 is an electronically regulated H.T. power supply sub-unit, carefully designed and built as a component for inclusion in production or research equipments, wherever highly stable H.T. voltages are required. It has also a ready application in radio and television servicing, in educational establishments and wherever congested conditions make small dimensions essential.

To provide maximum reliability even after long periods in store, the circuit design dispenses with the need for electrolytic filter capacitors. All the H.T. lines are isolated from earth and thereby either a positive or negative output with respect to earth is obtainable. If so desired, the units may be arranged in series or in opposition for special requirements.

The circuit uses a grid controlled series valve system in the H.T. positive line, together with a neon reference tube, the deviations in output voltage being fed back via a high-gain D.C. amplifier to the grid of the control valve. The output power supply is of low source impedance, and carries a low ripple and noise level. A.C. outputs are provided on each unit for valve heater supplies.

SPECIFICATION

D.C. OUTPUT VOLTAGE :
± 250 V or 300 V.*

D.C. OUTPUT CURRENT :
10-100 mA.

A.C. OUTPUTS :
6.3 V 4A C.T.
6.3 V 2A C.T.
6.3 V 1A

D.C. SOURCE IMPEDANCE :
Less than 1 ohm.

STABILITY FACTOR :
400 : 1.

*Please quote output voltage required.

A.C. SOURCE IMPEDANCE :
(40 c/s — 100 Kc/s).
Less than 0.25 ohms.

RIPPLE AND NOISE CONTENT :
Less than 300 μ V.

MAINS INPUT :
200/250 V 40/60 c/s in 10 V steps.

DIMENSIONS (OVERALL) :
9½" x 7½" x 6½" high app.
(24 cms x 18 cms x 16 cms).

WEIGHT :
20½ lbs. (9 Kgs).

OTHER TYPES AVAILABLE

AS 515
200 milliamps output (250 or 300V. output).

AS 516
50 milliamps output (250 or 300V. output).

AS 615
500 milliamps output (250 or 300V. output).

SRS 156
40 milliamps output (150 V. output only).

AS 619
200 milliamps output (150 to 180V. output.)

THE SOLARTRON ELECTRONIC GROUP LTD.

RELIABILITY—UNDER OUR
12 MONTHS' GUARANTEE. COSTS
HAVE NEVER EXCEEDED 0.2% OF SALES

Thames Ditton, Surrey
Telephone : EMBerbrook 5522
Cables : Solartron, Thames Ditton

RADAR DISPLAY

TUBES WITH

Low Voltage Focus



Easier setting-up Adjustment of electrostatic focus for absolute minimum of aberration can be made quickly and without special skill.

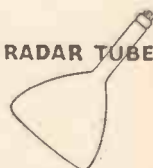
Simpler E.H.T. The focus voltage swing required is only $\pm 200V$ about cathode—e.h.t. units need no longer be loaded with the current wasting potential dividers associated with earlier electrostatic focus tubes.

Lower cost No focus magnet or coil is required. Ordinary carbon track potentiometer across normal low-voltage supply is all that is needed to achieve fine focus.

Space saved Focus at ordinary h.t. potential means that e.h.t. generators can be smaller, and bulky high voltage potential dividers eliminated.


AL22-10

9 IN. RADAR TUBE



AL31-10

12 IN. RADAR TUBE



ABRIDGED DATA FOR BOTH TUBES

	Typical Operating Conditions			
	V_{a2+a4} (kV)	V_{a1} (V)	$-V_g$ for cut-off (V)	V_{a3} focus (V)
Focus: Electrostatic	12	300	30 to 70	± 200
Deflection: Magnetic				
Heater: 6.3V, 300mA				
Phosphor: long persistence				


Write to the address below for full details of these and other cathode ray tubes in the Mullard range.



Mullard

MULLARD LTD., COMMUNICATIONS & INDUSTRIAL VALVE DEPT., MULLARD HOUSE, TORRINGTON PLACE, LONDON, W.G.1
MVT 187

With or without ears!



Whether you are a radical and like to use modern methods of assembly or whether you are a conservative and prefer the tried and trusted methods, Dubilier can supply you with the capacitors you require.

For example, Dubilier can supply you with electrolytic capacitors for television receivers made either for ear mounting* or clip mounting. In either case they are manufactured with the high ripple current sections required for this purpose. These capacitors are assembled and sealed in seamless drawn aluminium cans.

*For fixing ear mounting types, only four slots are required in the chassis. The capacitor is dropped into these slots and a slight twist of the ears secures capacitor firmly. Alternatively, a bakelite mounting plate can be supplied for use in those cases where isolation of the capacitor can from chassis is required.

Capacitance (μ F)	D.C. Wkg. Voltage	Dimensions	Ripple Current (mA)
100—200	275—275	4" x 1 $\frac{1}{2}$ "	700—300
50	280	3" x 1 $\frac{1}{2}$ "	500
100	280	2" x 1 $\frac{1}{2}$ "	550
50—100	350—280	3" x 1 $\frac{1}{2}$ "	500—200
50—100	280—280	3" x 1 $\frac{1}{2}$ "	450—200
200—500	350—350	4" x 2"	700
64—120	350—350	4" x 1 $\frac{1}{2}$ "	500
100—200	350—280	4" x 1 $\frac{1}{2}$ "	900—300
100—200	350—280	4" x 1 $\frac{1}{2}$ "	700
60—100	350—350	4" x 1 $\frac{1}{2}$ "	500—200
60—250	350—350	4" x 1 $\frac{1}{2}$ "	700—400
100—100	350—350	4" x 1 $\frac{1}{2}$ "	550—200
100—200	350—350	4" x 1 $\frac{1}{2}$ "	900—300

DUBILIER

DUBILIER CONDENSER CO. (1925) LTD., DUCON WORKS, VICTORIA ROAD, NORTH ACTON, W.3
Telephone : ACOrn 2241

Telegrams : Hivoltcon Wesphone, London

End background hiss..

with the

NEW

WEARITE


DE-FLUXER

—a simple, easily operated trouble-free device for *depolarising* the heads of tape recorders and players.

- ★ It ensures the maximum signal/noise ratio from *any* tape recorder.
- ★ Protects valuable recorded tapes from cumulative background noise and the gradual attenuation of the higher frequencies.
- ★ Is extremely simple to use without removing head screening cans.
- ★ Permits selective tape erasure during editing.

The Wearite Defluxer is a "must" for all tape recorder hi-fidelity enthusiasts and for the professional recordist.

Price: £2.10.0



WRIGHT & WEAIRE LTD

131 SLOANE STREET · LONDON · S.W.1 · Tel: SLOane 2214/5 & 1510

MULLARD DB/DG/DPI3-2
(CV 2191)

MULLARD DG16-22
(CV 2352)

MULLARD DG7.5
(CV 2175)

GEC E4103B4/E4



TELCON MUMETAL SHIELDS *for Cathode Ray Tubes*

Precision Cathode Ray Tubes demand perfect screening. Telcon's high permeability low-loss magnetic alloy MUMETAL has proved in practice to be many times more effective for this purpose than any other material of equal thickness.

The Telcon Metals Division is pleased to announce that it has now in production a standard range of MUMETAL Shields for Cathode Ray Tubes of the more popular types made by leading manufacturers such as COSSOR, EMITRON, G.E.C., MULLARD and 20th CENTURY ELECTRONICS LTD. Details and drawings are available on request. Special Shields can be made to customer's specifications.

EMITRON 3AFPI

20th CENTURY
S3AB/AD/AF/AG/AP

GEC E4205/B/C/E/M7
(CV 275, CV 964, CV 1382)

20th CENTURY
S6AB (GSA)

EMITRON 4EPI

GEC E4112/B9/C9/E9/M9
(CV 1587, CV 1529, CV 1521)

20th CENTURY D6 Square series VCRX426

THE TELEGRAPH CONSTRUCTION & MAINTENANCE COMPANY LTD

HEAD OFFICE Mercury House, Theobalds Road, London WC1. Tel. Holborn 8711

ENQUIRIES to Metals Division, Telcon Works, Manor Royal, Crawley, Sussex Tel. Crawley 1560

Distortion Detected - Transmission Perfected

The introduction of electronic techniques to the measurement and correction of telegraph distortion brings laboratory precision to the maintenance of modern line and radio telegraph circuits and all equipment, including teleprinters. The equipment described and illustrated on this page is representative of the contribution made by ATE to this field.




T.D.M.S. 5A

Sends an automatic test message, or characters, or reversals at any speed between 20-80 bauds with or without distortion. The CRO has a circular time base for distortion measurements on synchronous signals only, or relay adjustment. Weight 37 lb.



T.D.M.S. 6A

For distortion measurements on working circuits without interrupting service. Each element of a start-stop signal appears separately on the spiral time base display. Adjustable speeds from 20-80 bauds. Weight 33 lb. Higher speed versions can be supplied to order.



REGENERATIVE REPEATER TRR.1

is a start-stop, five unit code equipment, designed to correct distortion on long line or radio telegraph circuits. It covers the speed range 45, 50 or 75 bauds, and accepts signals with up to 49% distortion.

AUTOMATIC TELEPHONE & ELECTRIC CO. LTD.

RADIO AND TRANSMISSION DIVISION,
STROWGER HOUSE, ARUNDEL STREET, LONDON, W.C.2.
TELEPHONE : TEMPLE BAR 9262. CABLEGRAMS : STROWGEREX LONDON.



switch to *Superspeed!*

In buying solder for manufacturing purposes there is only one sound principle . . . buy the best.

Otherwise you are risking the dependability of your products and the reputation of your firm.

Incorporating Enthoven's unique 6-channel stellate core, *SUPERSPEED* is everywhere recognised as the most efficient cored solder wire for general assembly work on radio, television, electronic and tele-communication equipment. But there is also an Enthoven solder product that is *the best* for every other engineering and manufacturing application. Please write today for the new edition of our brochure "Enthoven Solder Products" —or consult us quite freely on your particular problems.




By relying on ENTHOVEN for all your soldering requirements you are banking on the best known name in the industry—a name that represents nearly 150 years experience in non-ferrous metals and an incomparable record in research and development.


ENTHOVEN SOLDER PRODUCTS

ENTHOVEN SOLDERS LTD., 89 UPPER THAMES STREET, LONDON, E.C.4.

MANslon House 4533



Announcing the **NEW** VALVE VOLTMETER TYPE 217



THE NEW Valve Voltmeter Type 217 is an improved version of the well-known Airmec Valve Voltmeter Type 712. An exceptional degree of stability has been obtained by the use of modern valves and improved probe mounting. An extended frequency response has also been obtained whilst all the desirable features of its predecessor have been retained.

- A.C. Volts:** 0-150V in 5 ranges over the frequency range 20 c/s-200 Mc/s. Balanced, unbalanced and differential.
- D.C. Volts:** 0-500V either positive or negative.
- Resistance:** 100 ohms—100 Megohms in six ranges.

IMMEDIATE DELIVERY


PRICE £55

Full details of this or any other Airmec instrument will be forwarded gladly on request.

AIRMEC LIMITED

HIGH WYCOMBE, BUCKINGHAMSHIRE, ENGLAND

Telephone: High Wycombe 2040. Cables: Airmec, High Wycombe




UNDER ALL CONDITIONS ...


In city streets, at speed on the open road, or cross-country with the Army, transport communications must be completely dependable. As component manufacturers, we make an important contribution to that dependability.




The three **MORGANITE** Potentiometers illustrated are all completely sealed against moisture and dust.



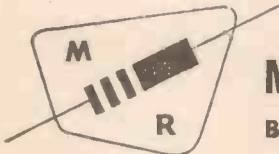
Type LH.
 $\frac{1}{2}$ watt. For special applications. Approved to RCL 122. Can be supplied with or without locating peg ring.



Type BJ.
 $\frac{1}{10}$ watt. Ideal for all miniature applications.



Type H.
 $1\frac{1}{2}$ watts. For higher wattage requirements.



MORGANITE RESISTORS LIMITED

Bede Trading Estate, Jarrow, County Durham, England.

NEWNES GREAT NEW REFERENCE WORK

BROADCASTING

COMMUNICATIONS

NAVIGATION

SERVICING, ETC.



RADIO AND TELEVISION ENGINEERS' REFERENCE BOOK

SAVES TIME • MONEY • EFFORT

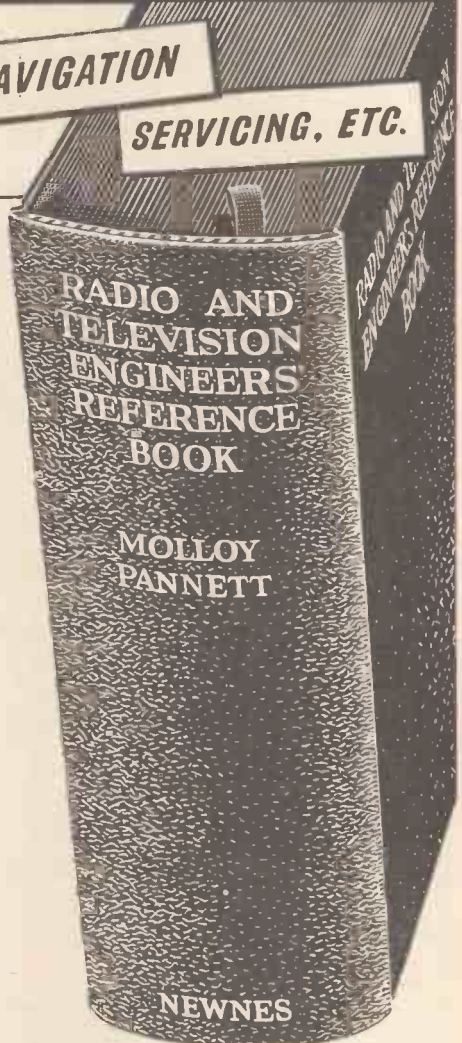
This brand-new work provides in compact form all the information required by ENGINEERS, TECHNICIANS, RADIO AMATEURS. To those engaged in design, maintenance, technical sales, operation and servicing of modern radio and TV transmitting and receiving equipment it is invaluable.

This is the work you have always wanted—supplying in an instant the practical data and theory, the formulæ, calculations and technical information you need, and which is often not obtainable without recourse to numerous references. For the technician and executive-to-be, it is indispensable.

This is a Newnes publication and worthy of your immediate attention. Claim your copy for Free Examination to-day.

36 Specialist Contributors have Co-operated Including—

- S. W. Amos, B.Sc.(Hons.), A.M.I.E.E. (*B.B.C. Technical Instructions Section*)
- E. S. Bacon, M.Sc.(Lond.), A.R.I.C. (*Chief Supervisor Electrical Laboratories, Ever Ready Co. (G.B.) Ltd.*)
- E. W. Berth-Jones, B.Sc.(Eng.) (*Records Division, E.M.I. Ltd.*)
- F. D. Bolt, B.Sc.(Eng.), M.I.E.E. (*Head of Aerial Unit, Planning & Installation Dept., B.B.C.*)
- F. H. Brittain (*Acoustics Laboratory, G.E.C.*)
- R. H. Burdick, A.C.G.I., A.M.I.E.E. and V. J. Cooper, B.Sc.(Eng.), A.C.G.I., M.I.E.E., M.Brit.I.R.E., Assoc.I.R.E. (*Marconi's W.T. Co. Ltd.*)
- L. Driscoll, B.Sc., A.M.I.E.E., A.M.Brit.I.R.E. (*Head of Radio Receiver Design Lab., Murphy Radio Ltd.*)
- W. I. Flack, Assoc.I.E.E., Senior Member I.R.E., Fellow T.V. Soc. (*Chief Inspector & Chief Development Engineer, Telegraph Condenser Co. Ltd.*)
- P. Jones (*Aerialite Ltd.*)
- H. A. McGhee, Grad.I.E.E. (*Pye Ltd.*)
- L. A. Moxon, B.Sc.(Eng.), A.M.I.E.E. (*Royal Naval Scientific Service*)
- V. Valchera (*Technical Director, Valradio Ltd.*)
- A. H. B. Walker, B.Sc.(Eng.), D.I.C., A.C.G.I., M.I.E.E. (*Joint-Chief, Westinghouse Research Lab.*)



Over 1,600 Pages
See next page for details of Contents

PROVE ITS VALUE—
FREE FOR 7 DAYS

To: George Newnes, Ltd.,
66-69, Great Queen Street, London, W.C.2.

Yes, this essential reference work will be sent carriage paid for you to study in your own home, and without obligation. Seize this opportunity now . . . it is greatly to your advantage to examine this invaluable and up-to-the-minute work.

Please send me Newnes RADIO AND TELEVISION ENGINEERS' REFERENCE BOOK without obligation to purchase. I will either return the work within eight days or I will send the first payment of 7s. 6d. eight days after delivery, and 10s. monthly thereafter, until the sum of £3 17s. 6d. has been paid. Cash price within eight days is £3 12s.

Name.....

Address

Occupation

Your Signature

(Or your parent's signature if under 21)

RTRB.2L

Place X where it applies.

HomeOWNER	
Householder	
Living with parents	
Lodging address	

SEE OVERLEAF
for method of folding this POST-PAID leaflet—Simply cut out this page, you will not spoil your WIRELESS WORLD

Radio & Television Engineers' REFERENCE BOOK includes

Formulae & Calculations. Electron Optics. Materials. Studios & Equipment—planning, lighting, camera tubes, etc. Broadcasting Transmitters & Power Plant. Communication Transmitters—design, components, marine-ground to air-mobile, call signs, etc. Amateur Radio Equipment—licences, frequencies, H-F transmitter and receiver design, etc. R.F. Transmission Lines. Waveguides. Broadcasting Receivers—design, developments, V.H.F., etc. TV Receiver Design—frequency conversion, channel selection, colour TV, etc. Commercial H.F. Links. Broad-Band Radio Systems. Navigation & Radar. Aero Equipment. Industrial TV. Aerials—fundamentals, vertical rod-inverted L-loop-aerials, V.H.F.—band III—car aerials, fringe equipment, etc. Transistors. Crystal Diodes. Resistors. Capacitors. Inductors & Transformers. Microphones. Loudspeakers. Interference—causes, etc. Recording. Gramophone Mechanisms. Batteries & Conversion Equipment—dry, storage, charging, vibrators, etc. Measuring & Test Equipment. Radio & TV Installation & Servicing—equipment, alignment, precautions, fault-finding, etc. Projection TV—tubes, adjustment, theatre, etc. Quartz Oscillators & Frequency Allocations. Units & Symbols, etc., etc.

YOURS *Free* for 7 DAYS

OVER

1,600

pages crammed with information to meet your everyday needs.

45

main sections, written and compiled by leading authorities.

1,860

diagrams, tables, standard formulae, calculations, measurements, etc.

2,500

cross-referenced index entries enabling wanted information to be found in an instant.

NO COST!

NO OBLIGATION!

SENT CARRIAGE PAID FOR YOU TO STUDY AT LEISURE IN YOUR OWN HOME

Newnes **RADIO & TELEVISION ENGINEERS' REFERENCE BOOK** is the ideal **CHRISTMAS GIFT** for self or friend.

DON'T MISS THIS GREAT OPPORTUNITY

Postage will be paid by George Newnes Ltd.

No Postage Stamp necessary if posted in Gt. Britain or Northern Ireland

BUSINESS REPLY FOLDER
Licence No. W.C. 1129

GEORGE NEWNES, LIMITED,
66/69, GREAT QUEEN STREET,
LONDON, W.C.2

HOW TO FOLD THIS PAGE FOR POSTING
NO STAMP REQUIRED

CUT OUT THIS PAGE INTACT, FOLD AND POST
NO STAMP REQUIRED



TUCK (B) INTO (C) SO THAT NEWNES ADDRESS SHOWS

FOLD Here (B) across leaflet

(A) FOLD ALONG HERE





FOLD Here (C) across leaflet

FOLD ALONG PAGE LENGTHWISE AT (A) AND TURN FLAP UNDER

CUT ALONG THIS LINE

HIGH GRADE INSTRUMENTS



Left: B.P.L. Trans. Ranger. A portable Test Set with D.C. Transistor Amplifier—1 megohm/volt.

Right: Pulse Height Valve Voltmeter. 0-100 volts in 3 ranges. Model PV 812.



2½ in. scale moving coil D.C. meter, square flush mounting. Type S.25.



3½ in. scale moving coil. Centre zero meter. Round flush mounting. Type S.35.



"Fulscale" meter 4 in. dia. scale moving coil having 270° arc with a 9 in. scale length.



High torque moving coil portable meter. Precision grade to BS.89.




Multi-purpose test set for simultaneous measurement of current and voltage.



Universal multi-range test set for electrical and radio engineers.



Ohmmeter for the rapid and direct measurement of very low values of resistance. Model RM.155.



Left: Audio and Supersonic Frequency Signal Generator covering a wide range of both frequency and voltage. Model LO.63G.



Right: Electronic Frequency Meter providing direct measurement of frequency whilst being substantially independent of applied voltage and wave form. Model FM.406A.

BRITISH PHYSICAL LABORATORIES

Radlett, HERTS

Tel: RADLETT 5674-5-6

London Stock sts: M. R. SUPPLIES. 68 NEW OXFORD STREET W.C.1

PHOTO-ELECTRIC CELLS



Cinema-Television Limited have been designing and manufacturing photo-electric cells for over a quarter of a century as a result of which they can now offer a service and 'know-how' second to none.

With over 80 different types of photo-cell in the current manufactured range there is a type suitable for practically every known application and an equivalent for almost every cell manufactured in the world.

We shall be pleased to discuss your particular requirements and can manufacture special cells where required. Full data sheets are available on request.



CINEMA TELEVISION LTD

A COMPANY WITHIN THE RANK ORGANISATION LIMITED
 WORSLEY BRIDGE ROAD · LONDON · S.E.26
 HITHER GREEN 4600

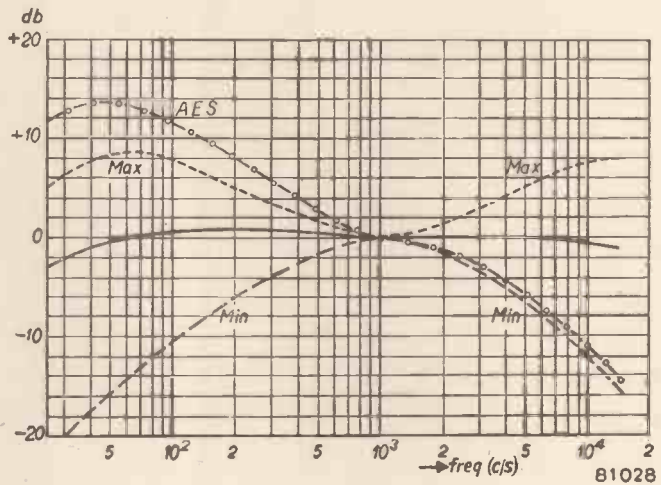


ELECTRO-ACOUSTICS

in

BOND STREET W.1.

*what's
this?*



PHILIPS NOVOSONIC 15 watt AMPLIFIER FREQUENCY RESPONSE CURVE

*it's
new*

and on view at our luxurious
BOND STREET SALON

Now you can hear the best of Audio-Acoustical equipment in conditions comparable with those at home . . . study the performance of the products of leading makers . . . obtain expert guidance on technical matters, including, if required, the installation of equipment in your own home by our specialist engineers.

Boyd's

33 NEW BOND STREET
LONDON, W.1

TO BOYD LTD., 33 NEW BOND ST., LONDON, W.1

Please send me details of Hi-Fi equipment

NAME


ADDRESS

BO158

It is understood that this places me under no obligation to buy.



MARCONI



SURVEYED



PLANNED

LONG-DISTANCE H.F. TELEGRAPH SYSTEMS* High Frequency systems form a major part of world-wide radio telegraph communication services. Marconi's have recently designed new equipment for such systems incorporating the latest electronic developments to save time and labour, reduce operating costs and eliminate faults. The company is unique in the resourcefulness and skill it can bring to the complete engineering of a system from the surveying stage onwards to the maintenance after it has been installed, and the training of the staff to operate it at maximum efficiency.

COMPLETE COMMUNICATION SYSTEMS — *all the world over*



INSTALLED



MAINTAINED

MARCONI'S & A.T.E. Co-operation between Marconi's and Automatic Telephone and Electric Co. Ltd., now brings together an unrivalled wealth of knowledge and experience for the benefit of all whose work lies in the field of telecommunications.

The Lifeline of Communication is in experienced hands

MARCONI

Complete Communication Systems

MARCONI'S WIRELESS TELEGRAPH COMPANY LIMITED, CHELMSFORD, ESSEX



for precise control of superior electronic equipment

—moulded track potentiometers by



COMPACT

The physical confines and electrical parameters of modern electronic equipment makes unprecedented demands on the component manufacturer. His product must almost invariably be smaller than its predecessor and more efficient and durable. These potentiometers provide an outstanding example of what can be achieved to meet the present requirement.

ACCURATE

Moulded track potentiometers by Plessey possess a high standard of stability within a wide range of operational temperatures and can be stored for extended periods without deterioration. They can be manufactured to conform, within strictly specified limits, to a designed pattern of values at various positions on the track.

DURABLE

The outstanding reliability of these potentiometers is a tribute to the Plessey Research and Development engineers whose efforts to meet the stringent Services requirements and the critical demands of the Commercial market have resulted in products of superior design and function.



Miniature Type MH 2

A high quality potentiometer for commercial laboratory and Services application. Services Specification RCS122. The standard version is fitted with spindle and panel humidity seals.

GENERAL SPECIFICATION

Rating : ambient 70°C	¼ watt
Temperature Cat.	40/70°C
Humidity Class	H2
Minimum Resistance	50 ohms max.
Overall Diameter	23/32 In.
Overall depth of control from mounting face, including tags	5/8 in.

Sub Miniature Type G

Type Approved to Certificate No. 974 Issue 1, Ref. TA1373, this pre-set, open-type control is of particular interest to industrial communication and Service equipment manufacturers.

GENERAL SPECIFICATION

Range Linear ±20%	1,000 ohms to 2 megohms
Rating : ambient 70°C	¼ watt total track rating
Minimum Resistance	50 ohms max.

Spindle and Panel Sealed Type EH 2

For military and para-military applications, this control is particularly resistant to conditions of extreme humidity. Type Approved to Certificate No. 906, Issue 2, Ref. TA1230.

GENERAL SPECIFICATION

Rating : ambient 100°C	1 watt
Temperature Cat.	40/100°C
Voltage Limitation	500V
Humidity Class	H2
Minimum Resistance	50 ohms max.
Overall Diameter	1-5/32 In.
Overall depth of control from mounting face	21/32 in.

Introducing the Dual-throated Port principle

TANNOY

HIGH FIDELITY DOMESTIC LOUDSPEAKERS

TANNOY PRODUCTS LIMITED. Practitioners in Sound
West Norwood · London · S.E.27 · Gipsy Hill 1131

The loudspeaker enclosures in this new range are designed to take full advantage of the outstanding performance of Tannoy Dual Concentric Loudspeaker Units. For the first time the dual-throated port principle is employed, marking a notable advance on the more orthodox type of reflex cabinet.

Both corner and side wall models make optimum use of the additional acoustic loading offered by walls and floor.


Styling is modern but restrained and a wide range of carefully chosen veneers is available to blend with any furnishing scheme. Cabinets are hand-polished and fitted with tygan plastic fabric coverings—acoustically superior to cloth or metal, and easily cleaned with a damp sponge.



LANDSDOWN
Height 2'-8", width 3'-0", depth 1'-5"



CANTERBURY
Height 3'-1", width 2'-1", front to rear corner 1'-5"



YORK
Height 3'-9½", width 2'-8", front to rear corner 1'-10½"

McMURDO RED RANGE CONNECTORS

FOR BACK RACK MOUNTING


NOW AVAILABLE

8 WAY

16 WAY

24 WAY

32 WAY



24 WAY CONNECTOR

GOLD PLATED CONTACTS

POSITIVE POLARISATION

SELF ALIGNING

EXCEPTIONALLY LOW

INSERTION AND

WITHDRAWAL FORCE

- WORKING VOLTAGE—750V D.C
- CONTACT RESISTANCE—LESS
THAN .005 OHM
- CURRENT RATING—5 AMPS
PER CONTACT
- MOULDINGS—RED NYLON LOADED P.F
- FLOATING BUSHES ON SOCKET
MOUNTING PLATES ASSIST
SELF ALIGNMENT

SEND FOR FULL TECHNICAL INFORMATION TO

THE McMURDO INSTRUMENT CO. LTD., ASHTEAD, SURREY
Telephone ASHTEAD 3401



positively bang-on

*Have you heard this new Hi-Fi
in operation yet, old man?*

Absolutely wizard!

*Wouldn't have believed it if I hadn't
heard it for myself over at Imhofs.*

You've got to hand it to these boffins, you know.

Bit different from the old gramophone.

*You ought to call in some time or dash off
a memo to them for their illustrated catalogue.*

IMHOES

ALFRED IMHOF LIMITED
112-116 NEW OXFORD STREET, LONDON, W.C.1
MUSEUM 7878 (20 LINES)

RADIO EXPORT

TUBES ONLY



1900 types of both receiving and transmitting tubes **in stock**. In addition, a comprehensive range of crystals and some types of transistors and trustworthy tubes are available.

Our new price list comes into force in December, giving even more competitive prices than hitherto and will incorporate a wider range of tubes.

If you are not already on our mailing list, ask for the new price and stock lists.

Your specific enquiries for special types to C.V., JAN and MIL specifications are invited.

Our organisation is A.R.B. approved.

HALL ELECTRIC LTD

HALTRON HOUSE, 49-55 LISSON GROVE,
LONDON N.W.1.

Tel.: Ambassador 1041 (5 lines)

Cables: Halleetric, London

High Slope Beam Tetrode



for wide-band amplifiers

Characteristics

*High Figure
of Merit*

TYPE : 5A/170K

Heater Voltage :	6.3	V
Nominal Current :	0.3	A
Mutual Conductance :	16.5	mA/V
Input Capacitance :	7.9 ± 0.6	pF
Output Capacitance :	2.9 ± 0.4	pF
Max. Direct Anode Voltage :	210	V
Max. Direct Anode Dissipation :	3.3	W
Max. Direct Screen Voltage :	175	V
Max. Direct Screen Dissipation :	0.9	W
Max. Direct Cathode Current :	25	mA

The 5A/170K is a beam power tetrode of small physical size developed to meet the demand for a wide-band amplifier valve operating at high frequencies. With a very high figure of merit and almost twice the gain/bandwidth product of conventional high gain pentodes, the 5A/170K is designed for use in any application where a wide-band amplifier is required e.g. radio links, carrier telephony, etc. It is economical on heater power and possesses a remarkably low equivalent noise resistance which is improved even further when the valve is triode connected.

To ensure good electrical contact under all conditions the valve pins are gold plated, and both the design and rigid control of manufacturing processes combine to make a very high quality valve with a long and trouble-free life.



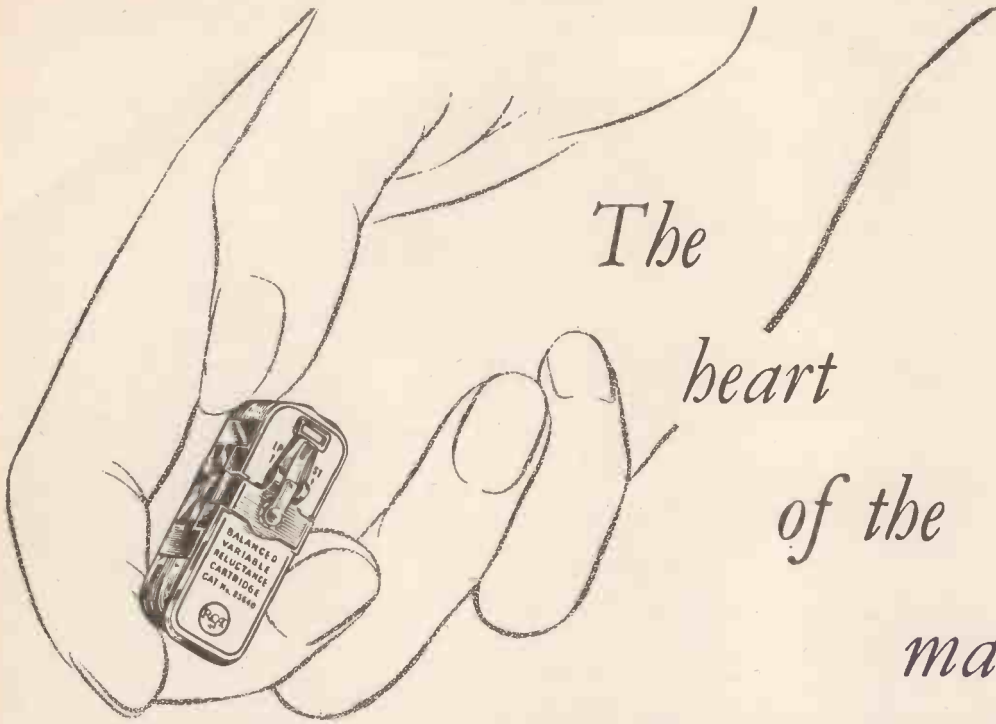
Standard Telephones and Cables Limited

VALVE AND TRANSISTOR SALES DEPARTMENT

CONNAUGHT HOUSE

63 ALDWYCH

LONDON W.C.2.




The RCA New Orthophonic High Fidelity Pick-ups are built around an entirely new 8-pole balanced variable reluctance cartridge. A special feature of the design, which represents a completely new departure in gramophone disc reproduction, is the change-over mechanism. The single cantilever construction of the dual stylus model, completely eliminates the mechanical resonance previously experienced with normal type turnover Pick-ups. The dual styli are both mounted on the one cantilever and the change-over from one stylus to the other is effected by a positive toggle action.



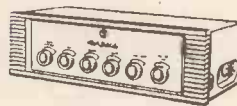
RCA Pick-ups are available with single or dual stylus cartridges with diamonds and sapphires, and a choice of two arm lengths. The long arm models will track records up to 16" in diameter, and the normal length arm tracks any record up to 12" diameter. The Pick-ups will fully load any normal High Fidelity amplifier without the use of a step-up transformer. A tracking pressure selector is built-in on all models, with an adjustable pedestal to suit any height of turntable.



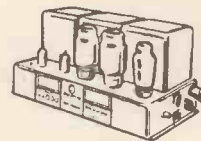
F/M TUNER



TRANSCRIPTION DECK



PRE-AMPLIFIER



MAIN AMPLIFIER



LOUDSPEAKER



New Orthophonic High Fidelity

THE FINEST MAGNETIC TAPE YET MADE



GEVASONOR type 'M'

PHYSICAL PROPERTIES

Thickness: base : 37 microns (0.037 mm)
iron oxide coating : 15 microns (0.015 mm)
total thickness : 52 microns (0.052 mm)

Tensile strength: at least 2 Kilograms.

Elastic Elongation: less than 1½% after one minute by a strain of 1 Kilogram.

Yield point: 1.3 Kilograms.

Grain size of Iron Oxide: less than 1 micron (0.001 mm).

Adhesion of coating to base: a special manufacturing technique ensures tremendous adhesive strength between the base and the oxide coating.

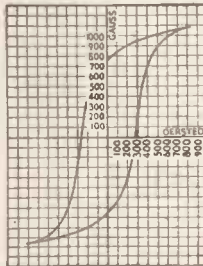
MAGNETIC PROPERTIES

Coercivity: 270-280 oersted. **Remanence:** 750-770 gauss.

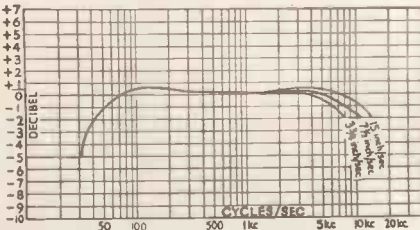
Saturation: Field Strength: 800 oersted.

Induction: 1050 gauss.

MAGNETIZATION CURVE



FREQUENCY CHARACTERISTIC CURVE



Frequency Characteristic: will depend on the apparatus used. On a tape recorder of normal quality 'Gevasonor' will permit a uniform reproduction (± 2 db) of :

- 8000 cycles for a tape speed of 3½" per second.
- 12000 cycles for a tape speed of 7½" per second.
- 16000 cycles for a tape speed of 15" per second.

ELECTRO-ACOUSTICAL PROPERTIES

Sensitivity: In the range of normally used frequencies and at normal level (15 db below full modulation) the sensitivity variation from roll to roll, even with different batch numbers is less than 2 db. This allows recordings to be made on rolls manufactured at different times.

Distortion: On a signal of 1000 cycles at normal level (15 db below full modulation) total harmonic distortion is 1%.

Signal to Noise Ratio: greater than -65 db for a 2% harmonic distortion at 1000 cycles.

Modulation Noise: -60 db at a level determined by a total harmonic distortion of 2% for 1000 cycles.

Uniformity: About 0.5 db for a signal of 1000 cycles at a level causing 2% harmonic distortion.

Erasing: After erasing a signal of 1000 cycles recorded at such a level as to give 4% harmonic distortion, the remaining signal will be at -70 db to this level.

Echo Effect: Imperceptible.

PRICES

600 ft. spool : 21/- 1200 ft. spool : 35/-

Other sizes and packings to special order.



A **N E W** INSTRUMENT IN THE COMPREHENSIVE ADVANCE RANGE



1 Mc/s
to
250 Mc/s

in multiples of
5 Mc/s or 1 Mc/s

a crystal calibrator...

by **Advance**

This Advance instrument brings to existing signal generators that higher degree of accuracy vital for today's V.H.F. Radio and Television Servicing. It permits the setting of a signal source to within extremely close limits.



Both visual and aural indicators are provided.

For a modest outlay—quickly recovered in speedier servicing—you can modernise your equipment to tackle all today's, and tomorrow's, V.H.F. problems.

Full technical details are given in leaflet No. W40 gladly sent on request.

ADVANCE COMPONENTS LIMITED, ROEBUCK ROAD, HAINAULT, ILFORD, ESSEX
Telephone : Hainault 4444

type
74


NETT PRICE
IN U.K. **£25**

Every gramophone pick-up has a head. It may even have two — one for Standard Records and one for L.P. And if your record player is more than a year or two old it is more than likely that you are not getting the reproduction (or the record life) that you could do.

perhaps you
need your head
examined?

All on account of the pick-up head. Replacing this one small component with an ACOS Hi-g Head will make all the difference in the world. We cannot be too emphatic about it. Thousands of critical listeners have already proved the point for themselves. There is a whole range of Hi-g Replacement Heads and cartridges that just plug in or screw in to existing pick-up arms by Garrard, Collaro, B.S.R. and other famous manufacturers. Or you can buy complete Hi-g Pick-ups and Arms. If you are considering new record playing equipment altogether make sure that it incorporates an ACOS Hi-g Head (or Heads).

FREE The subject of Hi-g cannot be adequately explained in an advertisement, so we have produced an interesting booklet — "The ABC of Hi-g." May we send you a copy?



CRYSTAL PICK-UPS

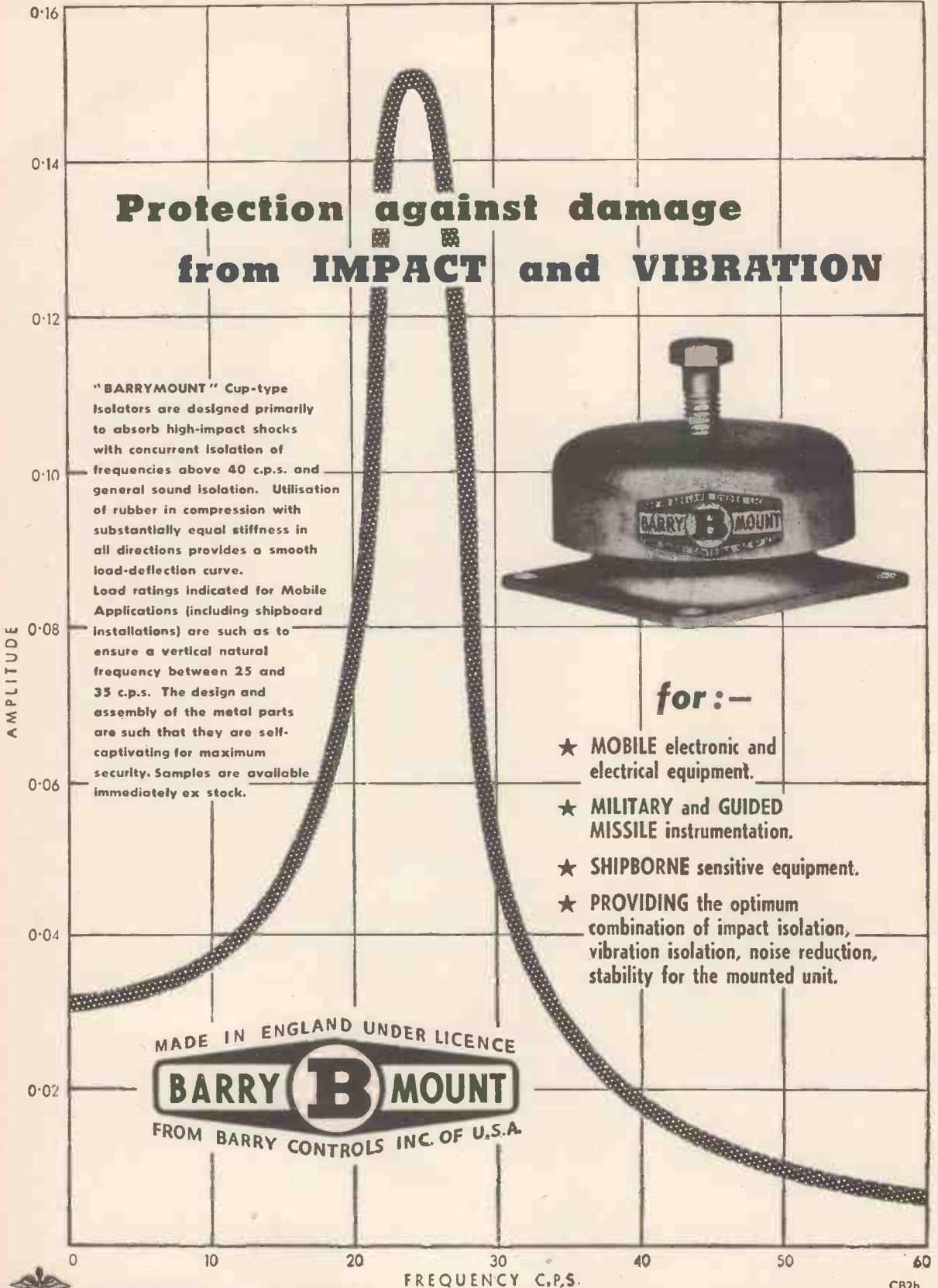


... always well ahead

COSMOCORD LIMITED

ELEANOR CROSS RD., WALTHAM CROSS, HERTS.
Telephone: Waltham Cross 5206

ACOS devices are protected by patents, patent applications and registered designs in Great Britain and abroad.



Protection against damage from IMPACT and VIBRATION

"BARRYMOUNT" Cup-type Isolators are designed primarily to absorb high-impact shocks with concurrent isolation of frequencies above 40 c.p.s. and general sound isolation. Utilisation of rubber in compression with substantially equal stiffness in all directions provides a smooth load-deflection curve. Load ratings indicated for Mobile Applications (including shipboard installations) are such as to ensure a vertical natural frequency between 25 and 35 c.p.s. The design and assembly of the metal parts are such that they are self-captivating for maximum security. Samples are available immediately ex stock.



for :-

- ★ MOBILE electronic and electrical equipment.
- ★ MILITARY and GUIDED MISSILE instrumentation.
- ★ SHIPBORNE sensitive equipment.
- ★ PROVIDING the optimum combination of impact isolation, vibration isolation, noise reduction, stability for the mounted unit.

MADE IN ENGLAND UNDER LICENCE
BARRY B MOUNT
 FROM BARRY CONTROLS INC. OF U.S.A.



Write for technical bulletins:

CEMENTATION (MUFFELITE) LTD., 20 Albert Embankment, London, S.E.11. Tel.: RELiance 6556

CB2b

Available for the first time

a complete range of

transistors

— for the radio

and electronics

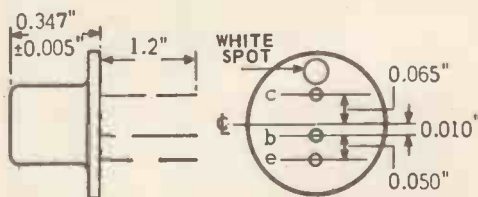
industry



INTRODUCING the New Metal Clad “Top Hat” TRANSISTORS

- ★ Hermetically sealed, welded metal-to-metal container insures against moisture penetration even in high humidity at high ambient temperatures.
- ★ Revolutionary new all-metal construction gives far greater heat dissipation.
- ★ A complete range of basic samples with mean average characteristics are available, including matched pairs for push-pull output, for Design Engineers in the radio and electronics industry.

TYPE	APPLICATION
XA101	I.F. Amplifier
XA102	Frequency Changer/Oscillator (cut-off frequency 7 Mc/s)
XB102	Intermediate L.F. Stage
XB103	Intermediate L.F. Stage
XC100 Series	Output Stage, including matched pairs for push-pull



Send for range of Basic Samples and
Technical Data.

EDISWAN


M A Z D A

RADIO DIVISION

THE EDISON SWAN ELECTRIC CO. LTD., 155 CHARING CROSS ROAD, LONDON, W.C.2
Telephone: Gerrard 8660 Member of the A.E.I. Group of Companies Telegrams: Ediswan, Westcent, London



INSTRUMENTS



Price £150 net ex works (valve extra).

X-BAND OSCILLATOR TYPE S.381

A variable frequency oscillator for the range 3.0 to 3.55 cms. using a CV.2346 Klystron in a co-axial cavity. The output remains constant within ± 2 db over the whole frequency range and the power will be between 15 and 35 mW according to the valve employed. Frequency stability 2 in 10^4 and calibration 3 in 10^4 .

R.F. BRIDGE — TYPE B.60I 15 Kc/s TO 5 Mc/s

A highly accurate transformer ratio arm bridge for the measurement of capacitance, resistance and inductance within the range 0.01 pF to 0.02 μ F, 10 Ω to 10 M Ω and 0.5 μ H to 50 mH. It can be used to measure complex impedances, balanced or unbalanced, or between any pair of terminals in delta formation.



Price £125 net ex works.



D.C. DECADE

POTENTIOMETER — TYPE K.112

Five decades of Minalpha wire resistors arranged in potentiometer form to give ratios between 0 and 1 in steps of .00001. For ratios between 0.1 and 1, the accuracy is better than .01%. Total resistance 100,000 ohms—applied input voltage 300V maximum. The assembly is specially aged for long-term stability.

Price £225 net ex works.

FOR FURTHER DETAILS WRITE OR TELEPHONE

THE WAYNE KERR LABORATORIES LIMITED · NEW MALDEN · SURREY · MALDEN 2202

QUESTION "Why don't dealers stock and recommend our Amplifiers and Tuners, etc?"

ANSWER "Because they cannot afford to, as we give their discount to YOU (the public)."

This direct trading explains why our products, though in the top class, are so much cheaper than our competitors.

What we are and what we do.

Firstly we are quite large manufacturers of Audio Amplifiers, Radio Feeder Units, Portable Record Players, Speaker and Amplifier Cabinets and custom built Complete High Fidelity Radio and Record Reproducers.

Secondly we are Retailers of Gramophone Units, Autochangers, Speakers, Tape Recorders, etc., etc.

We recommend only that which we know to be of good performance and of sound construction. We are not in the group of traders who sell job lines at apparently low prices because they are obsolete or faulty. On the other hand our finances are such that we do not have to sell you an expensive article if we know that a less expensive unit will do your job perfectly. If any reader should have his mind set on a high-priced amplifier

of another make and would like to save money if possible, we should like to make the following clear-cut offer: If he buys one of our "Symphony" Model Amplifiers (Standard or Studio version) and is not entirely satisfied with it he may return it for full credit against any other amplifier or tuner on the market. It should be emphasised at this stage that we can supply any Amplifier, Radio Tuner, etc., advertised.


Our chief Engineer, who is operating a Technical Guidance Service, is available daily including Saturdays from 10 a.m. to 6 p.m. or will deal with enquiries by return of post.

Our new illustrated Catalogue and supplement will be a great boon to those desiring quality equipment for modest expenditure. Send two 2½d stamps for your copy now. It may well save you pounds! All our equipment is on demonstration at our showroom in conjunction with a variety of Pickups, Speakers, etc. If you can possibly call we shall be pleased to see and help you.

The New No. 1 "SYMPHONY" AMPLIFIER MARK III is a 3-channel 5-watt Gram/Radio Amplifier with astonishingly flexible tone control. You can lift the treble, the bass, or—and here is the unique feature—the middle frequencies to suit your own ear characteristics and the record or radio programme being heard. It is thus possible to arrange the frequency-response of the amplifier to a curve equal and opposite to the resultant curve of the other items in the chain so that what finally registers in the brain is as per original. This flexibility of control is even more important than the nominal linear response of the amplifier, as the pickup speaker, etc., are not linear. Independent Scratch-Cut is also fitted and special negative feedback circuit employed. The Amplifier can accommodate a wide variety of records from old 78s to new L.P.s, and there is full provision for Radio Tuner, Tape take-off and Playback. It is available to match 2/3 or 15 ohms speakers. Price 12 gns. (carriage 7/6). Fitted in portable Steel Cabinet, 2 gns. extra.

No. 2 "SYMPHONY" AM/FM TUNER

Combining a l l t h e specifications of the Long, Medium and Short wave Superhet AM Tuner and our No. 1 FM Tuner. Separate Coil Assemblies and I.F.s. Fully self-powered on one chassis. 26 gns.



LENCO GL56, as GL55 but with Studio or Goldring 500 pickup, £23/7/-.

"SYMPHONY" RJ ENCLOSURE. In polished walnut 24in. x 11in. x 10in., £9. Super 8CSAL Speaker to suit, 7 gns. Real hi-fi in small space.

"SYMPHONY" BASS REFLEX CABINET KITS. 30in. high, consist of fully-cut ½in. thick, heavy, inert, non-resonant, patent acoustic board, deflector plate, felt, all screws, etc., and full instructions. 8in. speaker model, 85/-, 10in. speaker model, 97/6, 12in. speaker model, £57/6. Carriage 7/6. Ready built, 15/- extra. As above but fully finished in figured walnut veneer with beautiful moulding and speaker grille, 10in., £11, 12in., £11/10/-. Other veneers to order.


The New No. 2 "SYMPHONY" AMPLIFIER MARK III, as No. 1 but with 10-watt Push-Pull triode output and triodes throughout. Woden mains and output transformers and choke. Output tapped 3, 7.5 and 15 ohms. Provision for Tuner and Tape. Competes with the most expensive amplifiers on the market yet costs only 16 gns. (carriage 7/6). Fitted in portable Steel Cabinet 2 gns. extra.

N.R.S. EMPRESS FM/VHF TUNER/ADAPTOR

Fine little job, will plug into any radio or amplifier and add F.M. £13/15/-. Magic eye assembly £1 extra if required. Ditto mounted in beautiful dark walnut cabinet complete with magic eye 16½ gns. Carriage 7/6.

"SYMPHONY" AM/FM RADIOGRAM CHASSIS.

Very high grade radiogram chassis combining Long, Medium and Short and V.H.F. bands. Large engraved dial. Push/pull output for high quality. Complete with 10in. Goodmans speaker 26 gns. Carriage and packing 7/6.



"SYMPHONY" AMPLIFIERS WITH REMOTE CONTROL



Remote Control Panel

Both the above model Amplifiers are available with all controls on a separate Control Panel with up to 4ft. flexible cable which simply plugs into the amplifier. Enables the Amplifier proper to be sat in the bottom of a cabinet whilst the controls are mounted conveniently higher up. Extra cost 2 gns.

RECOMMENDED GRAMOPHONE UNITS

All current Collaro Units in stock for immediate delivery.

- GARRARD TA & TB 3/SPEED UNIT..... £9 0 0
- New model RC88 AUTOCHANGER..... £15 11 4
- RC98 with variable speed £17 10 3
- Variety of Pickup cartridges available in Garrard shell to fit TA, RC88 and RC98. Leaflets on Collaro and Garrard Gram. Units on request.

LENCO GL50, 4-speed continuously variable from above 78 r.p.m. to below 16 r.p.m. Special Autostop. Price with Studio "O" or "P" head or Goldring variable reluctance head, £21/17/10.

LENCO GL55, as above but without pickup and autostop but fitted with Special Device for Groove Location and knob which completely disengages drive-wheel. Suitable for use with any pickup, especially transcription types and B.J. Arm. Price £17/10/4. Immediate delivery guaranteed.

NORTHERN RADIO SERVICES

11, KINGS COLLEGE ROAD, ADELAIDE ROAD, LONDON, N.W.3. Phone: PRImrose 3314

Tubes: Swiss Cottage and Chalk Farm Buses: 9, 13, 31, 113 and 187

No. 1 "SYMPHONY" F.M. TUNER. High grade Instrument with extremely silent background. Based on the latest type of permeability-tuned Coil Assembly of advanced design housed in anti-radiation shroud giving extreme sensitivity and high music/noise ratio Suitable for amplifiers in the highest fidelity class. £15/8/-.

Power Pack £3/7/6. Magic eye £1 extra if required.



GOODMANS "VISCOUNT" ENCLOSURES

Walnut or mahogany, complete with Acoustical Resistance Unit, 19 gns. or less A.R.U., 16½ gns.

CONSOLE AMPLIFIER CABINETS, 33in. high, lift-up lid with piano hinge, take Tape Deck, Gram Unit or Autochanger, Amplifier, Pre-Amplifier, and Radio Feeder Unit, finished medium walnut veneer. De luxe version, price 12 gns. Oak or mahogany veneers and special finishes to order. Carriage according to area. We will quote by return.

LATEST TAPE RECORDERS AND DECKS now available on special credit sale terms. Details on request.

SITUATIONS VACANT

for proposed future expansion we invite applications for the following capacities:—

Wirers of Amplifiers and Tuners.

Testers of Amplifiers and Tuners.

Youths to train for above.

Clerk/Typists (Male or Female).

Garrard

AUDIO PERFECTION

301 TRANSCRIPTION MOTOR



THE GARRARD MODEL 301 TRANSCRIPTION MOTOR

The Garrard Model 301 Transcription Motor is recognised as supreme in its class. With its introduction a hitherto unattainable standard in the manufacture of High Fidelity Gramophone Components has been reached. Features that the enthusiast will appreciate are the suppression of switch clicks, the extra heavy balanced turntable and the very fine degrees of speed control available . . . multi-speeds can be adjusted by approximately 2½%.

Wow and Flutter have been reduced to the minimum, being less than 0.2% and less than 0.05% respectively. The unit is equipped for dual voltage ranges of 100 to 130 and 200 to 250 volts, 50 or 60 cycles according to the motor pulley fitted.

The Model 301 is finished in high quality grey tone enamel, is fully tropicalised and is supplied complete with a plastic stroboscope, a tube of special grease, all fixing screws, washers, template and instruction manual. . . . see your Dealer now.




**THE GARRARD ENGINEERING
AND MANUFACTURING CO., LTD.**

Swindon, Wilts, England

LONDON'S PERMANENT EXHIBITION OF MODERN AUDIO-ELECTRONIC EQUIPMENT



Versatile, Efficient, Dependable T.R. MASTER-LINK



A BRILLIANTLY DESIGNED TAPE PRE-AMPLIFIER/CONTROL UNIT

A much-needed item of equipment for all who wish to use tape-recording decks to best possible advantage. The T.R. Master-Link, which is an exclusive product of Tele-Radio (1943) Ltd., may be used between any tape-deck and existing amplifier system to reproduce tape, and for recording. Among its more important features are:—

Frequency response ± 1 db from 20 to 20,000 cycles.

Bias matching and speed equalisation.

Metering of signal and bias voltage.

D.C. Solenoid supply suitable for Wearite Decks.

Separate power-pack.

27 C.N.S.
WITH POWER
PACK

The instrument is a totally enclosed metal case finished hammered gold, size 12in. x 6in. x 8in. deep. Leaflet available on request.

TRADE ENQUIRIES INVITED

See and hear it in our Demonstration Room

★ GOODS DESPATCHED BY 4.0 P.M. IN U.K. ON DAY OF RECEIPT OF ORDER

★ GOODS SENT TO ALL PARTS OF THE WORLD

★ C.W.O., C.O.D. or H.P.

Packing and Postage extra.

**Tele-
Radio** (1943)
LTD.

189, EDGWARE ROAD, LONDON, W.2

Our only address.

Open Saturday 6.0 p.m. (1 p.m. Thurs.)

Telephone: PADDINGTON 4455/6

★ TAPE EQUIPMENT

Simon Tape Recorder S.P.2	£78 15 0
Ferroglyph Model 2A/N	£79 16 0
Ferroglyph Model 2A NH	£89 6 0
Vortexion with Wearite 2A Deck	£84 0 0
Vortexion with Wearite 2B Deck	£99 0 0
Wearite Deck 2NA	£35 0 0
Collaro Deck, latest model	£20 0 0
Truvox TR7U	£23 2 0
Lustraphone "Lustrette" Microphone	£3 7 6
Reslo Ribbon Microphone	£8 15 0
Film Industries Ribbon Microphone	£8 15 0
E.M.I. "L.P." Tape, 1,800 ft.	£2 10 0

Tapes by leading Makers; Reels, accessories, etc.

★ AMPLIFIERS

Leak T.10 and "Point One" pre-amp	£28 7 0
Quad Mk. II Amplifier and Control Unit	£42 0 0
Armstrong A.10 with pre-amp	£29 10 0
RCA with pre-amp Control Unit	£48 0 0
Osram 912 (T.R. built to spec.)	£29 19 0
T.R. Williamson (built to spec.)	£29 15 0
Rogers Junior with Control Unit	£26 0 0
Rogers Minor	£14 0 0
Unitelex UL.3	£11 0 6

★ LOUDSPEAKERS

Wharfedale		Goodmans	
10in. Bronze CSB ..	£5 11 3	Trebax	£5 9 3
Golden Unit CSB ..	£8 14 11	Axiette	£6 18 6
Super RCS/AL	£7 6 11	Axiom 102	£10 7 9
W12/CS	£10 5 0	Axiom 150 Mk. II ..	£10 15 9
W15/CS	£17 10 0	Axiom 22 Mk. II ..	£15 9 0
Super 3 Treble Note Unit	£6 19 11	Axiom 60	£9 2 9
RJ/2 Enclosure (less speaker)	£10 10 0	T.S.L. High Note Tweeter	£1 19 6
3-speaker corner assembly	£73 10 0	12in. tripl: speaker unit	£14 19 6
3-speaker Baffle SFB/3	£37 10 0	G.F.C. Metal Cone Speaker	£9 5 0
		W.B. H.F.1012 ..	£4 19 9

Pick-ups by Collaro, Decca, Goldring, Acos, Leak, Tannoy. Transcription Motors by Collaro, Connoisseur, Garrard. Valves; Accessories; Components. F.M. Tuners by Jason, Rogers, TSL, Leak, Quad, etc.


"T.R." AT YOUR SERVICE!

T.R. cater for constructors of every degree of experience. All the leading names in quality equipment are to be seen and heard in our demonstration room: large stocks of valves and components are carried down to the last detail. Whatever your needs, we think you will find just that little extra personal service at T.R. to inspire confidence and assure satisfaction. If you cannot call, may we send you our 56-page catalogue, 1/3 post free. We apologise for delay in bringing it out, but hope you will find the information within it that much more up-to-date.


For all portable telecommunications equipment directly-heated



DC 70



DF 60



DF 61

space saving

Manufacturers of almost every type of telecommunications equipment in which space is a limiting factor will welcome this newly extended range of Mullard directly-heated subminiatures. Their diameter, which is of the same small order as other components, facilitates tight packing in "sandwich" and other types of assembly.



DF 62


weight saving

Due to their small size, these robust valves offer special weight saving advantages which are particularly valuable in relation to certain types of specialised battery powered equipment such as 'Hand-Talkie' and 'Walkie-Talkie'. They will operate efficiently from comparatively small battery supplies and so allow the overall weight of equipment to be kept to the minimum.



DL 70

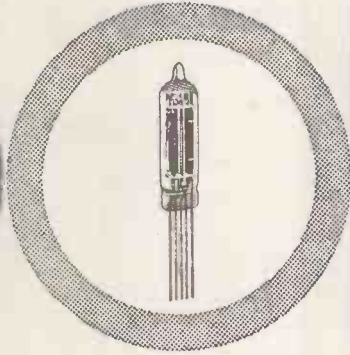
Brief technical details are given on the page opposite — more comprehensive information on these and other Mullard subminiature valves is readily available.



subminiatures



DF 63



DL 69



DL 73


ABRIDGED DATA

Commercial Type No.	Services Type No.	American Equivalent	Description	Filament		Typical Characteristics										Special Notes †
				Vf (V)	If (mA)	Va (V)	Vg2 (V)	-Vg1 (V)	Ia (mA)	Ig2 (mA)	gm (mA/V)	μ gl-g2	ra (k Ω)			
DC70	CV2275	—	U.H.F. Triode	1.25	200	150	—	4.5	14.5	—	3.75	15(μ)	4.0	$P_{out} = 0.55W$ at 500 Mc/s as class "C" osc.		
DF60	CV2254	5678	R.F. Pentode	1.25	50	67.5 45.0	67.5 45.0	0	1.8 0.8	0.48 0.22	1.1 0.82	—	1000 1200	—		
DF61	CV2371	—	R.F. Pentode	1.25	25	67.5 45.0	67.5 45.0	0	1.7 0.8	0.45 0.2	0.95 0.75	21 21	1600 1400	4.0 2.6 = -Vg1 for 100:1 reduction in gm.		
DF62	CV2237	IAD4	R.F. Pentode	1.25	100	45.0	45.0	0*	3.0	0.8	2.0	—	500	—		
DF63*	—	—	Variable- μ Pentode	1.25	25	67.5	67.5	0	1.7	0.49	0.85	—	1600	-Vg1 = 14V for 100:1 reduction in gm.		
DL69	CV2361	—	A.F. Output Pentode	1.25	25	90	90	2.5	1.75	0.4	0.85	—	800	$P_{out} = 50mW$.		
DL70	CV2105	—	R.F. Output Pentode	1.25	110	135	90	7.5	7.5	1.5	1.9	6.5	150	$P_{out} = 0.45W$ at 200 Mc/s as class "C" amp.		
DL73	CV2299	—	R.F. Output Pentode	1.25	200	100	100	9.0	15	3.8	2.5	6.0	16	$P_{out} = 1.2W$ at 200 Mc/s as class "C" amp.		
DL620	CV2238	5672	A.F. Output Pentode	1.25	50	67.5	67.5	6.5	3.25	1.1	0.65	—	110	$P_{out} = 65mW$.		

* At present only sample quantities of this type are available.

* With 2M Ω grid resistor.

† The power outputs quoted in the last column are not necessarily under conditions given for Typical Characteristics.



DL 620

Mullard

COMMUNICATIONS AND
INDUSTRIAL VALVE DEPARTMENT



MULLARD LIMITED, MULLARD HOUSE, TORRINGTON PLACE, LONDON, W.C.1


MVT302a

New Low Price

HIGH FIDELITY

for the home

The Pye HF5/8 is a new, reasonably priced amplifier specially designed for use in the home, with peak output of 8 watts. Features: "loudness control" which correctly accentuates bass and treble at low volume levels; 4 plug-in inputs; 5 pick-up compensators; 4 record replay characteristics; infinite damping factor. Harmonic distortion at 1 Kc/s: less than 0.3% overall at 5 watts output. Noise and Hum: main amp. better than 70 db's—overall, better than 55 db's.



Model HF5/8W

The new Pye 12 watt Bookcase Speaker—equally at home in the drawing room or bed-sitter—brings high fidelity to the ordinary listener at a price he can afford. Extremely compact, it comprises two matched 8" high flux speakers with special cones, operating in parallel and specially mounted in an acoustically designed chamber to give optimum performance. Fundamental resonance 60 c.p.s. Flux density 9,500 gauss. Frequency range (in Cabinet) 40—13,000 c.p.s. Impedance: 15 ohms. Power handling capacity: 12 watts. Finished in walnut veneers.



Model HF12BS



Pye Limited, Auckland, New Zealand; Pye Corporation of America, 270 Park Avenue, New York;
 Pye Canada Limited, Toronto, Canada; Pye Limited, Tucuman 829, Buenos Aires;
 Pye (Ireland) Limited, Dublin, Eire; Pye Limited, Mexico City;
 Pye Radio & Television (Pty.), Limited, Johannesburg, South Africa;
 Pye Pty. Limited, Melbourne, Australia; Pye Limited, Stuttgart, West Germany.



HIGH FIDELITY SYSTEMS

P Y E L I M I T E D O F C A M B R I D G E

Valuable aids to the RADIO SERVICE ENGINEER




120 PAGE POCKET BOOKLET

A 120 page pocket-size booklet gives summarised data i.e. characteristics, operating conditions, base diagrams relating to Ferranti valves and cathode ray tubes. Included also is a comprehensive valve equivalents list. Free copy supplied on request.

TECHNICAL HANDBOOK

This Handbook contains the fullest information about all types of Ferranti valves and cathode ray tubes. Complete data such as physical details, base connections, ratings, operating conditions, etc. Price 7/6.




Send now for both publications to:—

FERRANTI LTD

GEM MILL · CHADDERTON · OLDHAM · LANCASHIRE

London Office: KERN HOUSE, 36 KINGSWAY, W.C.2.





Announcing

The first of the Elac

“ELMAG”

*Series of
High Fidelity Units*

**9 x 5 Elliptical Speaker
Type 59T.**

This unit is designed to give good quality at domestic volumes, it can be operated successfully in conjunction with a normally good receiver.

Where a Power Output Stage providing more than 4 watts is used, 2 or more speakers are recommended.


Flux Density, 8000 gauss (27,500 Maxwells) Frequency
Response 40-12,000 Cps.

**RETAIL PRICE.....38/2 inc. Tax
With Transformer49/4 inc. Tax**



ELECTRO ACOUSTIC INDUSTRIES LTD

STAMFORD WORKS. BROAD LANE. TOTTENHAM. N.15 TEL: TOTTENHAM 0505-9



Delaron

(by De La Rue)

does a double act for you


You already know DELARON as a laminated insulant of precisely known dielectric values and mechanical properties which fully meet all British Standard and Ministry specifications at every grade. It is used as a controller of electricity, from loudspeaker spiders to insulating washers.

But do you know about the second half of the double act by DELARON laminates?

In its copper-clad form it is the basis of most of the printed circuits in radio, television, radar and electronic computers—the new, simpler and cheaper method of circuit manufacture.

You should use DELARON laminates.

For information, advice and service get in touch with *Dept. D8D, Thomas De La Rue & Co Ltd* 84-86 Regent Street, London, W1.



from every
point of view

"Frequentite" is the most suitable insulating material for all high frequency applications. Seventeen years ago we introduced the first British-made low-loss ceramic, and consultation with us before finalising the design of new components is a wise precaution.

STEATITE & PORCELAIN PRODUCTS LTD.

Head Office: Stourport-on-Severn, Worcestershire. Telephone: Stourport 111. Telegrams: Steatite, Stourport




st

FIRST

TRANSISTORISED RELAY

The Hermetically Sealed 595HS



- ★ The 595HS can be controlled by ultra sensitive contacts handling 0.4mA. at 2V. Contacts will handle 5A, at 230V. A.C.
- ★ The 595HS is made to withstand exceptionally heavy shock and vibration.
- ★ The 595HS is made to withstand dirt and humidity indefinitely.
- ★ The 595HS can be obtained with various contact assemblies.
- ★ The 595HS is low in price because of its novel design.



MAGNETIC DEVICES LTD. A.I.D. & A.R.B. approved

EXNING ROAD, NEWMARKET, SUFFOLK.

TELEPHONE: NEWMARKET 3181-2-3. TELEGRAMS: MAGNETIC NEWMARKET



NEW!

Tubular and Disc Ceramics

HIGH-Q TUBULAR

List No.	Capacitance	List Prices		
		±5%	±10%	±20%
Type P100				
CT10Q/2	1.5 pF	—	—	1/0d
CT10Q/2	2.2 pF	—	1/1½d	1/0d
CT10Q/2	2.7 pF	—	1/1½d	1/0d
CT10Q/2	3.3 pF	—	1/1½d	1/0d
CT10Q/2	3.9 pF	—	1/1½d	1/0d
CT10Q/2	5.0 pF	1/1½d	1/0d	10½d
CT12Q/2	7.5 pF	1/1½d	1/0d	10½d
CT12Q/2	8.2 pF	1/1½d	1/0d	10½d
CT12Q/2	10.0 pF	1/1½d	1/0d	10½d
CT15Q/2	15.0 pF	1/1½d	1/0d	10½d
CT20Q/2	20.0 pF	1/1½d	1/0d	10½d
CT20Q/2	22.0 pF	1/1½d	1/0d	10½d
CT25Q/2	30.0 pF	1/1½d	1/0d	10½d
CT25Q/2	33.0 pF	1/1½d	1/0d	10½d
CT30Q/2	39.0 pF	1/1½d	1/0d	10½d
Type N750				
CT10Q/2	10 pF	1/1½d	1/0d	10½d
CT10Q/2	15 pF	1/1½d	1/0d	10½d
CT10Q/2	20 pF	1/1½d	1/0d	10½d
CT10Q/2	22 pF	1/1½d	1/0d	10½d
CT10Q/2	24 pF	1/1½d	1/0d	10½d
CT10Q/2	30 pF	1/1½d	1/0d	10½d
CT10Q/2	36 pF	1/1½d	1/0d	10½d
CT10Q/2	39 pF	1/1½d	1/0d	10½d
CT10Q/2	47 pF	1/1½d	1/0d	10½d
CT10Q/2	51 pF	1/1½d	1/0d	10½d
CT10Q/2	68 pF	1/1½d	1/0d	10½d

List No.	Capacitance	List Prices		
		±5%	±10%	±20%
CT10Q/2	75 pF	1/1½d	1/0d	10½d
CT12Q/2	100 pF	1/1½d	1/0d	10½d
CT15Q/2	150 pF	1 4½d	1/3d	1/1½d
CT20Q/2	200 pF	1/9d	1/7½d	1/6d
CT20Q/2	240 pF	1/9d	1/7½d	1/6d
CT25Q/2	300 pF	1/9d	1/7½d	1/6d
CT25Q/2	330 pF	1/9d	1/7½d	1/6d
CT30Q/2	390 pF	1/9d	1/7½d	1/6d
CT35Q/2	510 pF	1/9d	1/7½d	1/6d

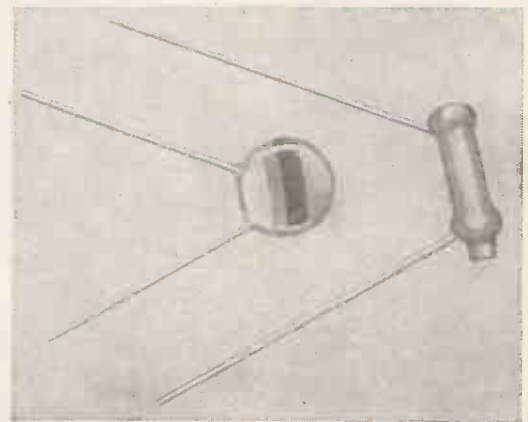
HIGH-K TUBULAR (Tolerance -20% +80%)

List No.	Capacitance	List Price
CT10K/2	470 pF	10½d
CT10K/2	680 pF	10½d
CT10K/2	1,000 pF	10½d
CT10K/2	1,500 pF	10½d
CT10K/2	2,200 pF	10½d
CT15K/2	3,300 pF	1/0d
CT18K/2	4,700 pF	1/0d
CT20K/2	5,000 pF	1/0d

HIGH-K DISC (Tolerance -20% +80%)

List No.	Capacitance	List Price
CD 8K/2	470 pF	10½d
CD 8K/2	680 pF	10½d
CD 9K/2	1,000 pF	10½d
CD 9K/2	1,500 pF	10½d
CD11K/2	2,200 pF	10½d
CD12K/2	3,300 pF	10½d
CD14K/2	4,700 pF	10½d

* Hunts announce their new ranges of Tubular and Disc Ceramics. Precise in their characteristics and robust in design, these capacitors are available in High-K and High-Q Tubulars and in High-K Discs. Working Voltage 500 v D.C. or 300 v A.C. Minimum quantity 6 of any one capacitance.



A. H. HUNT (Capacitors) LTD.
 WANDSWORTH, LONDON, S.W.18 BAT 1083-7
 And in Canada HUNT CAPACITORS (Canada) LTD. AJAX, ONTARIO
 Factories also in Surrey and North Wales

PRINTED CIRCUIT CONNECTORS



Printed Circuit Connectors in high grade black moulded bakelite.

Six, twelve or eighteen way.

Specially designed not to damage printed circuit foil.

Silver plated Phosphor Bronze Contacts.

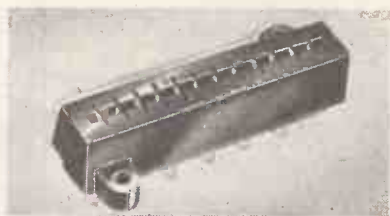
Current carrying capacity : 5A.

Polarising keys available, if required.

Insertion pressure : 175—200 grammes per contact.

Contact centres : $5/32$ ".

6 BA. fixing.



EXNING ROAD · NEWMARKET · SUFFOLK


TELEPHONE: NEWMARKET 3181-2-3

TELEGRAMS: POWERCON · NEWMARKET

**For Precision Measurement
up to 4,000 Mc/s . . .**



U.H.F. & S.H.F. SIGNAL GENERATOR
TYPE TF 1058



U.H.F. SIGNAL GENERATOR
TYPE TF 1060

Marconi U.H.F. Signal Generator

TYPE TF 1060

Marconi U.H.F. & S.H.F. Signal Generator

TYPE TF 1058

These two Marconi Signal Generators simplify a wide variety of measurements in the ranges 450 to 1250 and 1700 to 4000 Mc/s. The range of each is covered in one band and frequency is directly indicated on a large, clear dial; incremental tuning facilities coupled with inherent high stability provide for the most exacting bandwidth measurements. The wide range of output levels, directly indicated on the dial of a piston attenuator, is suitable for a diversity of applications extending from slotted-line measurements to the testing of high-sensitivity receivers.

ABRIDGED SPECIFICATIONS

TF 1060 *Frequency Range:* 450 to 1250 Mc/s. *Incremental Tuning:* 20 to 200 kc/s per division, with interpolation by fine tuning control. *Frequency Stability:* Better than 0.005% per 10-minute period. *R.F. Output:* 0.15 μ V to 445mV; also higher outputs up to approximately 3 volts. *Output Impedance:* 50 ohms. *Modulation:* Internal sine and external pulse a.m.

TF 1058 *Frequency Range:* 1700 to 4000 Mc/s. *Incremental Tuning:* 60 to 350 kc/s per division, with interpolation by fine tuning control. *Frequency Stability:* Better than 0.001% per 10-minute period. *R.F. Output:* 0.1 μ V to 445mV; also higher outputs up to approximately 3 volts. *Output Impedance:* 50 ohms. *Modulation:* Internal square a.m.; external f.m. and pulse a.m.

**MARCONI
INSTRUMENTS**

AM & FM SIGNAL GENERATORS • AUDIO & VIDEO
OSCILLATORS • VALVE VOLTMETERS • POWER METERS
Q METERS • BRIDGES • WAVE ANALYSERS • FREQUENCY
STANDARDS • WAVEMETERS • TELEVISION AND RADAR
TEST EQUIPMENT • AND SPECIAL TYPES FOR THE ARMED
FORCES

MARCONI INSTRUMENTS LTD • ST. ALBANS • HERTFORDSHIRE • TELEPHONE: ST. ALBANS 56161

London and the South: Marconi House, Strand, London, W.C.2. Tel: COVEnt Garden 1234

Midlands: Marconi House, 24 The Parade, Leamington Spa. Tel: 1408 *North:* 30 Albion Street, Kingston-upon-Hull Tel: Hull Central 16347

WORLD-WIDE REPRESENTATION



Solderless terminals speed assembly eliminate rejects

The AMP precision method of wire termination reduces production costs and provides connections of the highest electrical and mechanical efficiency. The use of AMP precision crimping tools and automatic machines achieves exceptionally high rates of output, a uniformly high standard of quality and elimination of human error. AMP terminations and connections are of particular value in electronics and aircraft installations. They withstand vibration, corrosion and provide high tensile strength, with low resistance, and no noise at R.F.




Brochure W.W. sent
or demonstration at
your own works on
request.



Certi-crimp hand tool.
Positive closure ensured.



Pneumatic hand tool.
eliminates operator fatigue.



Automatic wire terminator
operates at up to 4,000 an hour



AMP terminals are made for every
type and size of wire.

AIRCRAFT-MARINE PRODUCTS (GT. BRITAIN) LTD.
London Sales Office: 60 KINGLY STREET, LONDON, W.1. Tel: REGent 2517/8
Works: SCOTTISH INDUSTRIAL ESTATES, PORT GLASGOW, SCOTLAND

Ahead of the present —



— abreast of the future

HIGH FIDELITY 1936-1956

Goodmans brilliant leadership in
HIGH FIDELITY REPRODUCTION
dates from as far back as 1936

In 1936 our Booklet

"The Attainment of an IDEAL"

pioneered the art of "High Fidelity".

Wireless World 25th September 1936 Test Report quoted of Goodmans High Fidelity "Junior" Auditorium Loudspeaker: "The magnet is powerful and the electro-acoustic efficiency is high. Frequency doubling is absent as far as the ear can judge, and the transient reproduction is exceptionally good. Undoubtedly an instrument in the front rank of quality reproducers."

In 1956 this leadership is unchallenged.

Our designs are imitated, but the quality is not duplicated.

Goodmans Loudspeakers are acclaimed internationally after demonstrations in:

**NEW YORK
HELSINKI
AMSTERDAM
ANTWERP
CHICAGO
CAPE TOWN**

**TORONTO
BRUSSELS
MEXICO CITY
LIEGE
WASHINGTON
MILAN**

Goodmans

... commenced the manufacture of Loudspeakers
in the City of London in the Year 1925

KLYSTRONS

The range of Klystrons produced by the English Electric Valve Company comprises twelve standard types, two of which operate into the Standard X-band British Waveguide, whilst the remainder operate into the Standard American Waveguide 16. The frequency coverage can be varied, within certain limits, to meet the requirements of equipment designers. All valves are supplied with integral resonant cavity. Full particulars will be sent on request.



'ENGLISH ELECTRIC'

ENGLISH ELECTRIC VALVE CO. LTD.



Waterhouse Lane, Chelmsford
Telephone: Chelmsford 3491

IMMEDIATE DELIVERY

of the



TAPE RECORDER



55gms

One of the many tape recorders available on the **M.O.S. PERSONAL CREDIT PLAN** details of which are given below.

	CASH PRICE	CREDIT SALE 9 mtly. pmts. of	HIRE PURCHASE Deposit 50% 12 mtly. pmts. of	EXPORT PRICE nett
Amplifiers (complete)	£ s. d.		£ s. d.	£ s. d.
Acoustical Quad Mk. II ..	42 0 0	103/1	21 0 0	38/11
Leak TL 10 and Point One	28 7 0	70/4	14 3 6	26/3
Rogers RD Junior	26 0 0	63/7	13 0 0	24/2
W.B. 12 Hi-Fi	25 0 0	61/1	12 10 0	23/4
E.A.R. Mullard 510	18 18 0	46/5	9 9 0	18/8
Loudspeakers				
Wharfedale W15CS	17 10 0	42/9	8 15 0	17/1
.. Super 12CSAL	17 10 0	42/9	8 15 0	17/1
.. W12CS	10 5 0	26/1	5 2 6	11/-
.. Golden 10	8 0 11	21/8	4 0 6	9/2
.. Super 8CSAL	7 6 11	19/8	3 13 6	8/7
G.E.C. Metal Cone	9 5 0	23/11	4 12 6	10/2
Goodmans 150 Mk. II ..	10 15 9	27/4	5 8 0	11/6
.. Axiom 80	24 4 9	59/3	12 2 6	22/8
.. Audiom 60	9 2 9	23/8	4 11 0	10/1
.. Axiom 22	15 9 0	35/6	7 14 6	15/4
.. Axiom 102 ..	10 7 9	26/5	5 4 0	11/2

Tape Recorders and Decks					
Editor 2-speed	50 8 0	123/3	25 4 0	46/8	50 8 0
Editor Super Hi-Fi	65 2 0	159/1	32 11 0	60/4	65 2 0
Playtime (complete) ..	31 4 6	76/4	15 12 6	29/-	31 4 6
Playtime Plus	36 15 0	89/10	18 8 0	34/-	36 15 0
Sound	57 15 0	142/-	28 17 6	53/-	57 15 0
Sound Cadet	40 19 0	101/-	20 10 0	37/6	40 19 0
Vortexion 2A	84 0 0	205/4	42 0 0	77/10	84 0 0
Vortexion 2B	99 0 0	242/-	49 10 0	91/9	99 0 0
Ferroglyph 2 A/N or 2A/NL	79 16 0	193/1	39 18 0	74/-	79 16 0
.. 2A/NH	90 6 0	218/6	45 3 0	83/8	90 6 0
Collaro Tape Transcriber	29 0 0	48/11	10 0 0	19/2	29 0 0
Wearite 2A Tape Deck ..	35 0 0	85/7	17 10 0	32/5	35 0 0
Truvox Tape Deck	24 3 0	57/1	12 1 6	22/8	24 3 0
Lane Mk. VI Deck	18 10 0	45/3	9 5 0	17/11	18 10 0
Gramophone Motor Units					
Garrard RC98 Changer ..	19 7 7	47/4	9 13 9	18/8	14 6 0
Garrard RC120 Changer ..	12 12 4	31/4	6 6 2	13/-	9 1 6
Collaro RC54 Changer ..	13 17 0	34/1	6 18 6	14/-	10 0 0
.. 2010 and Pickup(T) ..	19 10 0	47/8	9 15 0	18/11	14 1 6
.. 2010 less Pickup(T) ..	14 18 0	36/5	7 9 0	14/11	10 15 9
Cannaisseur Variable (T) ..	28 11 4	71/-	14 5 8	26/6	20 0 0
Garrard 901 (T)	26 8 2	66/7	13 4 1	24/6	19 0 0

We detail above a selection of Equipment available to you by Credit Sale (9 equal monthly payments) or Hire Purchase terms, and the latter can be extended up to 18 months for amounts over £50, the Equipment being despatched to you shortly after receipt of the initial deposit.

Export Prices are shown separately for easy import facilities. If you do not see your requirements here, please ask for quotations.

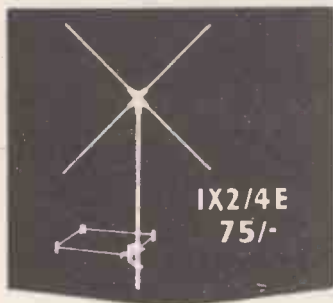


E & G MAIL ORDER SUPPLY CO.
 The Radio Centre
 33 Tottenham Court Road, London, W.1
 Tel: MUSEum 6667

ANTIFERRENCE AERIALS

BAND I

A complete range of Antex (illustrated) Dipole, 'H,' Fringe and indoor models is available. Outdoor models can easily be adapted for Band III by adding Band III Grip-on aerials as 350/1C below.



IX2/4E
75/-

BAND I

BAND II

Indoor and outdoor models to suit all conditions and to provide the very best results for VHF/FM equipment. Models for fitting to existing TV masts are available.

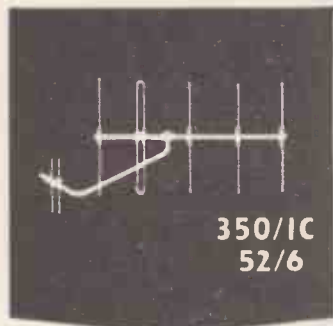


222/6G
115/-

BAND II


BAND III

3, 5, 8, 10 element and Stacked Arrays for outdoor installation and a comprehensive range of indoor models.



350/1C
52/6

BAND III



HL 402/4K
102/6

HILO

HILO

17 models to provide perfect Band I/Band III reception with only one aerial. All incorporate the patented Electronic Coupling exclusive to Antiferrence.

Specially Designed EXPORT RANGE

Antiferrence offer a specially developed range of competitively priced Television and VHF/FM aerials for export including Horizontally or Vertically Polarised Single or Stacked Yagi Arrays, Broad-Band and All-Band types for International Frequencies including n3 Continental (C.C.I.R.) and American channels. The well-known Antiferrence features of pre-assembly and robust construction combine with specially designed features to withstand the most extreme climatic conditions and to meet the varying technical requirements of countries abroad. Our Export Department will, on request, be pleased to give full details of this specially designed Export Range.

Standard

PLUG & SOCKET



for CO-AXIAL CABLES R. E. C. M. F. Specification. Robust and simple to fit. PLUG TVP/1 SOCKET TVS/1 Both 8/1 each.

'Y' BOX



For combining Band I and Band III Television Aerial down leads. OUTDOOR MODEL Y.1. 16/6 INDOOR MODEL Y.2. 12/6

Now BAND III & HILO
AUTOMATIC
WITH
Click-Mec

Far in advance of any other form of pre-assembly—'click' and they're fixed!

ANTIFERRENCE LIMITED

THE ANTIFERRENCE GROUP

Antiferrence Ltd., Aylesbury, Bucks and London, W.1.
Antiferrence (Canada) Ltd., Toronto, Canada.
Antiferrence (Australia) Pty. Ltd., Sydney, Australia.
Antiferrence Installations Ltd., London and Branches throughout Great Britain.



KT88

A New Audio Output Valve with an anode dissipation of 35 watts

An addition to the well tried and popular range of G.E.C. Audio Valves, of which the KT66 has set a standard in its class the world over, the new G.E.C. KT88 is now available to meet conditions of use requiring higher power.

POINTS ABOUT THE KT88

- 1** The KT88 is a beam pentode with aligned grids for maximum efficiency.
- 2** 50 watts output is available from a pair connected in the ultra linear circuit with auto bias and an H.T. line voltage not exceeding 500.
- 3** 100 watts output is available from a pair connected in the ultra linear circuit with fixed bias and an H.T. line voltage not exceeding 560.
- 4** 25 watts output is available from a pair triode connected with auto bias and an H.T. line voltage not exceeding 500.
- 5** The mutual conductance of the KT88 is 11 mA/V.
- 6** An all-glass ring seal replaces the conventional pinch seal giving increased strength, higher rating and reduced dimensions.
- 7** The valve is mounted on an international octal base and has a heater rating of 6.3 volts., 1.8 amps.



Full particulars of these valves can be obtained from the
G.E.C. VALVE & ELECTRONICS DEPT.

Developed by Sperry



in collaboration with the Ministry of Supply

S-BAND SIGNAL GENERATOR

This is a precision measuring instrument for checking microwave receiver performance in the 7.9 cm. to 11 cm-waveband. The frequency may be continuously varied over the band for the measurement of receiver sensitivities, insertion losses, etc. Either unmodulated CW or square wave modulation (400 to 4,000 c.p.s.) is available, with facilities for locking the modulation to an external source, or synchronising external equipment from the modulator. Power output of 10^{-3} to 10^{-15} watts is continuously variable by means of an attenuator 0 to 130 db. with an accuracy of measurement better than 0.2 db., and facility of setting rapidly to any attenuation required.

The oscillator is particularly stable in frequency and power output; frequency drift is less than 100 kc/s in a half-hour period and power output is maintained within 0.1 db. in the same period.

The Sperry S-Band Signal Generator is complete with internal power supply and modulating circuits, is robust, fully tropicalised and contained in its own transit case. Suitable for operation on 110/250 volts 50/60 cycle supply.




R.F. ABSORPTION WATTMETER

This unit provides for the direct measurement of R.F. power in the 7.9 cm. to 11 cm. waveband, to function as a complement to the S-Band Signal Generator.

The meter on the front panel indicates 1 milliwatt as a full-scale deflection with an accuracy of $\pm 5\%$. The unit is self-calibrating, and is stabilised against variation in ambient temperature and power supply voltage and frequency. The wattmeter sets the absolute power level. Built-in checking facilities ensure the maintenance of a high degree of accuracy. The illustration here shows the R.F. probe compartment opened.

SPERRY *Electronic Equipment*



H.F. POWER TRANSFORMERS

RATING UP TO 2 kW

FREQUENCY RANGE 2 Kc/s to 2 Mc/s

H.F. power transformers of outstanding efficiency are the latest additions to the Mullard range of high quality components designed around Ferrocube magnetic cores.

Utilising the unique characteristics of Ferrocube to the full, Mullard H.F. transformers are smaller, lighter, and less costly than transformers using alternative core materials. These advantages are particularly marked in transformers required to handle powers of up to 2kW, between the frequency range 2kc/s to 2Mc/s.

Mullard transformers are already finding wide use in applications as diverse as ultrasonic H.F. power generators and aircraft power packs operating from an aircraft's normal A.C. supply. In the latter application, the low leakage field of Ferrocube can eliminate the need for external screening, thereby reducing the size and weight of the transformer even further.

As with all Mullard high quality components, these H.F. power transformers are designed and built to engineers' individual specifications. Write now for details of the complete range of components available under this service.

Mullard



'Ticonal' permanent magnets
Magnadur ceramic magnets
Ferrocube magnetic cores

for the closest approach to the original sound

THE criterion, as always, is that the reproduced sound shall be the closest approach to the original—that the enjoyment and appreciation of music may be unimpeded. This is reflected throughout the design of the QUAD II. It is reflected, too, in the straight-forward and logical system of control, achieved without the sacrifice of a single refinement or adjustment capable of contributing to the final objective.

Send for further details and booklet.



QUAD II AMPLIFIER



HUNTINGDON, HUNTS · Telephone: HUNTINGDON 361.



FLEXIBLE REMOTE CONTROL OUTFITS

Our experience in the industrial field has indicated that there is a definite need for this type of outfit offering facilities for making prototype flexible remote controls as required.

The two gauges of Remote Control flexible shafts in these outfits cover the range of torque loadings required for • volume controls • all types of wave change switches • condensers • all controls likely to be met in electronic, radio and television equipment.

The outfits are reasonably priced and comprise:

No. 130 (.130 in. dia.) for remote controls up to 4 in. length.....£7. 0.0

No. 150 (.150 in. dia.) for remote controls up to 6 in. length.....£7.10.0

(For use without flexible casing)


S.S. White
THE S.S. WHITE CO. OF GREAT BRITAIN LTD.
INDUSTRIAL DIVISION

The S. S. White Company will be pleased to advise which Outfit is most suitable for specific applications.

A detailed Parts List is available upon request.

BRITANNIA WORKS, 25-31 ST. PANCRAS WAY,
LONDON, N.W.1.

Telephone: EUSon 5393



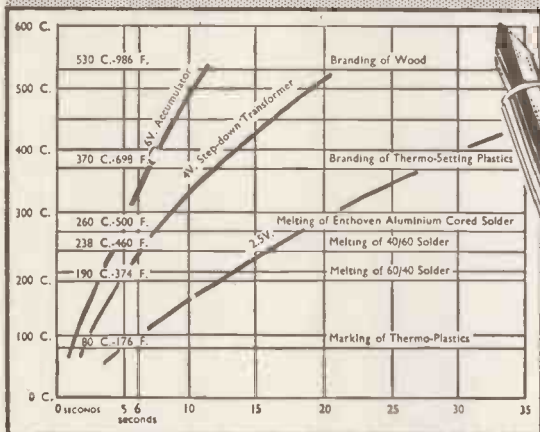
The *Superspeed*

SOLDERING IRON

heats up from cold
in 6 seconds!

Manufactured for Enthoven Solders Ltd., by Scope Laboratories, Melbourne, Australia.

Designed on an entirely new principle, this light-weight, versatile iron is eminently suitable for soldering operations in the radio, television, electronic and telecommunication industries. For test bench and maintenance work it is by far the most efficient and economical soldering iron ever designed. Ideally suitable for use with Enthoven Aluminium Cored Solder (melting point 260°C. 500°F.).



TIME/TEMPERATURE CURVE CHART from the SUPERSPEED SOLDERING IRON TIP/TEMPERATURE TIME CHECK

The effect of different voltages on initial heating-up time is shown. Whilst 4V is the standard voltage normally employed, 6V will cause no harm, and accumulators are a useful source of current supply.



- * Activated by light thumb pressure on the switch ring. When pressure is released, current is automatically switched off—thus greatly reducing electricity consumption, wear on copper bit and carbon element.
- * Length, 10"; weight, 3½ ozs.; can be used on 2.5 to 6.3 volt supply (4 volt transformer normally supplied) or from a car battery.
- * More powerful than conventional 150-watt irons; equally suitable for light wiring work or heavy soldering on chassis.
- * Simple to operate; ideal for precision work.
- * Requires minimum maintenance—at negligible cost; shows lowest operating costs over a period.

LIST PRICES	
IRON	39/6
TRANSFORMER	35/6
All prices and trade discounts subject to revision	

For full particulars, including guarantee terms and free trial facilities, please write to the sole concessionaires in this country:—

ENTHOVEN SOLDERS LTD. (Industrial Equipment Division)
89 Upper Thames Street, London, E.C.4. MANsion House 4533

Switch to the
Superspeed
Soldering Iron

as being used by the
Royal Society Antarctic Expedition
for the International Geophysical Year.






HARTLEY-TURNER SOUND EQUIPMENT

The Hartley-Turner Super Control Pre-Amplifier is designed for those who require simplicity of control with maximum flexibility.

The tone controls are virtually independent of the volume control setting and adequately cater for all recording and listening characteristics. Four switched input circuits are provided, two of which have a sensitivity of 25 mV, the other two having a sensitivity of 1 volt.

The cathode follower output stage enables the unit to be operated at a considerable distance from the main amplifier.



This unit may be used in conjunction with any high quality amplifier having an input sensitivity between 0.5 and 1.5 volts. Power requirements are—250.V D.C. 5 mA; 6.3 V 0.9.A.

Price £8.18.6

(Post paid in Great Britain)

Full particulars of this and other Sound Reproduction Equipment may be obtained from:—

H. A. HARTLEY CO. LTD.
66, WOODHILL, WOOLWICH,
LONDON, S.E.18.

Telephone: Woolwich 2020 (Ext. CB32)

A WONDERFUL OPPORTUNITY FOR READERS OF "WIRELESS WORLD"!

Now's the time to join the Scientific Book Club

You Buy Books published at 10/6, 12/6, 15/- for **ONLY 4/-**

Each month, the Scientific Book Club brings to its members the fascinating story of the march of modern science, told in thoroughly dependable books by the front-rank scientific writers of our time—vivid, vital, constructive contributions to Man's unceasing struggle to solve the problems of the Universe. And although the ordinary editions of these books are sold to the general public at 10/6, 12/6 or 15/-, THE PRICE TO MEMBERS OF THE SCIENTIFIC BOOK CLUB IS ONLY 4/-. Remember, too that Scientific Book Club selections are full-length and unabridged. They are printed on good quality paper, well bound, with an attractive picture jacket. These are, we say with certainty, books that you will be glad to read proud to own. The Scientific Book Club brings these great books to you each month; helping you to build up, at remarkably low cost, a first-class collection of scientific books. Now is the time to join!



LOOK AT THESE SPLENDID TITLES!

Recent and forthcoming selections—at only 4s. to members—include SCIENCE MAKES SENSE by Ritchie Calder (published at 12s. 6d.); MEMOIRS OF A BIRDMAN by Ludwig Koch (16s.); THE INEXHAUSTIBLE SEA by Cawthorne Daniel and Francis Minot (16s.); MEN WITH GOLDEN HANDS by E. H. G. Lutz (12s. 6d.); ENGINEERS' DREAMS by Willy Ley (15s.); WINGS by Blanche Stillson (16s.); THE MEN BEHIND THE SPACE ROCKETS by Heinz Gartmann (18s.); A GUIDE TO THE EARTH'S HISTORY by Richard Carrington (21s.) All wonderful value!

FULL LENGTH FULL SIZE

The Scientific Book Club is owned and controlled by Foyles, the world-famous booksellers.

In addition to the authors of the selections listed (right), members have received books by these famous authors.

- J. BRONOWSKI
- FRED HOYLE
- JULIAN HUXLEY
- F. SHERWOOD TAYLOR
- JOHN CROMPTON
- J. ROBERT OPPENHEIMER

FREE! When you join the Scientific Book Club you can obtain a copy of Pierre-Joseph Redoute's ROSES (twenty-four full-colour plates, suitable for framing) FREE if you enrol a friend. Send your friend's name and address (with 4s. 9d. for the first book), mentioning this offer, and your gift will be sent to you.

--- FILL IN THIS ENROLMENT FORM TODAY ---

The Scientific Book Club, 121 Charing Cross Rd., London, W.C.2
I wish to join the Scientific Book Club and agree to purchase the selected book issued each month to members at a cost of 4/- (postage 9d.). I agree to continue my membership for a minimum of six books and thereafter until countermanded.
Wireless World, Dec., 1956.

You may enrol through your usual bookseller if he is a member of Associated Booksellers

- *I will pay for selections on receipt.
 - Or if you wish to save time, postage and postal-order costs, you may send an advance subscription. Six months 28s. 6d. twelve months 57s.
 - *I enclose 28s. 6d./57s. (strike out amount not applicable).
- *Place x in the space above, as required.

Name
BLOCK LETTERS PLEASE

Address

Overseas enrolments (prices as for inland) must be accompanied by an advance subscription.

for all indicator purposes

Thorn miniature lampholders

Miniature lampholders in the Thorn range have been made possible by the development of the Atlas Midget Panel bulb.



- 5 types of midget panel bulbs are available
- 28 volts 0.04 amps
 - 28 volts 0.08 amps
 - 12 volts 0.1 amps
 - 6 volts 0.1 amps
 - 1.5 volts 0.75 amps

**THORN
ELECTRICAL
INDUSTRIES
LTD.**

Aircraft Components Division,
Gt. Cambridge Road, Enfield,
Middlesex.



MINIATURE SEALED PANEL LAMPHOLDER—INDICATOR TYPE

Completely waterproof and will withstand conditions of constant vibration and shock, these lampholders are intended for installation on aircraft, armoured fighting vehicles, and marine equipment. They are sealed and insulated from the panel, the thickness of which can vary from 20 S.W.G. (.036") to 10 S.W.G. (.128"). Thicker panels can be counterbored. Rotation is prevented by flats on the body. Mounting is by a single hole. Access to the lamp, for replacement, is from the front of the unit by unscrewing the dome. Lamps may be renewed, without breaking the seal to the equipment. Weight: .420 oz. (11.6 grammes) with bulb. Electrical connections: Two solder tags. Catalogue No. MPL. 20 Red; MPL. 21 Green. Catalogue No. MPL. 22 Amber; MPL. 23 Opalescent Ivory.

MINIATURE SEALED PANEL LAMPHOLDER—DIMMER TYPE

Identical to the Indicator type, except for the interchangeable cap. This is ribbed for grip, continuously rotatable and contains a light output control from bright to "blackout." Weight: .530 oz. (14.8 grammes) with bulb. Electrical connections: Two solder tags. Catalogue No. MPL. 10 Red (Translucent). Catalogue No. MPL. 11 Green (Transparent). Catalogue No. MPL. 12 Amber (Transparent). Catalogue No. MPL. 13 Clear (Transparent).

THORN MIDGET PANEL LAMPHOLDER

This is the simplest and most economical lampholder designed to accommodate the Atlas Midget Panel lamp. It is extremely effective and easily installed. Available with its transparent top in a variety of colours. Weight: 8.4 gr. (0.3 oz.). Can be supplied with insulated washers and connecting tags where non-earth return is desirable.

FLUSH OR RECESSED LIGHTING UNIT

This lampholder is used as a standard unit in the Plasteck Console panel. The body of the lampholder may be retained in a countersunk hole in the panel by a hexagonal backnut and lock-washer. A small projection under the collar prevents the fitting turning in the panel. The special coloured filter is contained in a moulded screw cap and a soft rubber sealing washer prevents any light from escaping round the edge. Filters in red, green, amber and clear. Weight: .31 oz. with bulb. Terminals: Solder tag and earth return. Catalogue No. PPL90. Catalogue No. PPL120 (with 6BA terminal screw and earth return, weight: .35 oz. with bulb).

Interservice ref: Type A, No. 1.
Flush type—Solder connections. Ref. No. 5C/X. 5143.
Type-A, No. 2.
Flush type—Screw terminals. Ref. No. 5C/X. 5144.
Can be supplied with insulated washers and connecting tags where non-earth return is desirable.

SURFACE TYPE LIGHTING UNIT

An alternative design to PPL90 for Plasteck and other control panels where no room exists immediately behind the metal panel. The bulk of the component projects above the face of the panel. A soft rubber sealing washer under the cap prevents the escape of light from the front of the panel. The lamp is inserted with the cap up. Weight: .49 oz. with bulb. Terminals: Solder tag and earth return. Catalogue No. PPL. 100. Interservice Ref: Type B, Surface type—Ref. No. 5C/X. 5145.

Thorn

COMPONENTS AND CHASSIS MANUFACTURED FOR "MULLARD" AMPLIFIERS, TAPE RECORDER AND F.M. TUNER.



"5-10," "5-10A" and "5-10B" Common Chassis, Base Plate and Screen, 19/6. "5-10" Front Panel, Gold finished with Control Markings, 6/6. "5-10" Type "A" Pre-Amp. Chassis and Front Panel (unprinted), 8/6. "5-10" Type "B" Pre-Amp. Chassis and Front Panel (unprinted), 12/6. Gold finished Type "A" and "B" Pre-amp. Front Panels complete with control markings, "A" 1/6, "B" 2/6. Complete metalwork for the "5-10" T.C.C. Printed Circuit, 15/-. 3 Valve, 3 Watt Hi-Fi Amplifier Aluminium Chassis, 10/6. "20 Watt" Amplifier Chassis and Base, 34/-. Pre-Amplifier Chassis, 25/-. Transformer Covers (3), 32/-. "Tape Recorder" Type "A" Amplifier Chassis, 31/6. Type "B" Amplifier Chassis, 31/6. Power Pack Chassis, 11/6. F.M. TUNER. Chassis, 12/6. Base Plate, 4/-. I.F. Rejector, 2/6. Aerial Coil L1/L2, 4/6. Choke L3, 2/-. R.F. Coil L4, 2/6. Oscillator Coil L5/L6, 4/6. 1st IFT L7/L8, 7/6. 2nd IFT L9/L10, 7/6. Ratio Detector Transformer L11/12/13, 12/6.

COMPONENTS AND CHASSIS MANUFACTURED FOR "OSRAM" AMPLIFIERS AND F.M. TUNERS.

"912 PLUS" Amplifier. Gold finished Front Panel printed with control markings, 7/6. Chassis, 14/6. Pre-Amplifier Chassis, 6/-. F.M. TUNER. Chassis, Base Plate, Gold finished Front Panel, Scale assembled with Pulleys, Drum, Drive Spindle, Pointer, Cord Spring, Cord, Brackets, Glass Clips and Screws, 37/6. Aerial Coil O/T1, 2/9. R.F. Coil O/L1, 2/6. Oscillator Coil O/L2, 2/-. 1st, 2nd and 3rd IFT's IFT.11/10.7, 6/- each. Ratio Discriminator Transformer O/T2 (T5) complete with crystals, 19/6. Variable 2-gang Condenser 6-17pF, 17/6. Polythene Spindle Coupling SC.1, 2/6. Spin Wheel, 3/6. Extension Spindle, 6d. F.M. TUNER T.C.C. PRINTED CIRCUIT VERSION. Complete Metalwork, Front Panel, etc., 37/6. For prices of coils and sundries see "F.M. TUNER" section.

"F.M. PLUS" TUNER. Chassis, Front Panel, etc., 41/6. For prices of coils and sundries see "F.M. TUNER" section. "912" AMPLIFIER T.C.C. PRINTED CIRCUIT VERSION. Complete Metalwork. 15/-. Note. All chassis are manufactured from bright aluminium and contain all holes excepting those for transformer fixing which are omitted due to the various types obtainable.

We also manufacture SPECIAL CHASSIS to HOME CONSTRUCTOR requirements. Send us your drawing and it will be executed under the following scale of charges. Material is in either 16 swg Bright Aluminium or Matt Black 19 swg Steel at 1d. per square inch ★ plus 3d. per bend ★ plus 2d. per round hole ★ plus 2/- per shaped hole ★ plus 1/- postage. SEND 1/- IN STAMPS FOR GENERAL CATALOGUE. Please send S.A.E. with all enquiries.


DENCO (CLACTON) LTD., 357/9 OLD RD., CLACTON-ON-SEA, ESSEX

Bullers CERAMICS

FOR INDUSTRY

High quality material and dimensional precision are attributes of Bullers die-pressed products.

Prompt delivery at competitive prices.



We specialise in the manufacture of—**PORCELAIN**

for general insulation

REFRACTORIES

for high-temperature insulation

FREQUELEX

for high-frequency insulation

PERMALEX & TEMPLEX

for capacitors


BULLERS LIMITED

MILTON • STOKE-ON-TRENT • STAFFS


Phone: Stoke-on-Trent 21381 (5 lines) • Telegrams & Cables: Bullers, Stoke-on-Trent
Ironworks: TIPTON, STAFFS London Office: 6 LAURENCE POUNTNEY HILL, E.C.4
Phone: Tipton 1691 Phone: MANSION House 9971



T.V. Aerial Installations



Dealers Service Facilities



Domestic Electrical Repairs

An all round service for Dealers



There was a time when the radio and television dealer was kept from his bed by the number and variety of sets in for repair, but those days are over . . . to-day the dealer can sleep safe and sound.

How? By letting us handle your Service—
at the full trade profit to yourself.



HEAD OFFICE: 59 Windsor Road, Slough, Burks. PHONE: Slough 24501

BRANCHES: Bath Bedford Bolton Derby Exeter Hanley Hornchurch
Leicester Lewes Lincoln Maidstone Reading Slough Southampton
Stockton-on-Tees Worcester York

AND NOW

A

NEW**GRAMPIAN
MAGNETIC****NON-FEEDBACK****CUTTERHEAD**

TYPE C



These units are a development from our type "D" feedback cutterhead and have similar mechanical and electrical constants but are operated from a single winding. They may be used in conjunction with any high grade power amplifier.

SENSITIVITY—3 volts input for 1 cm/sec at 78 R.P.M.

IMPEDANCE—15 ohms at 1000 c/s

FREQUENCY RESPONSE— ± 3 db—50 c/s to 10 Kc
6db at 20 Kc

DISTORTION—2% at 1000 c/s

WEIGHT—6½ oz (184 grams)

STYLUS HOLE—0.064" or 0.0625" as required

FITTING—Direct mounting on Presto and similar machines

★ Also available in horizontal form, type C/H

Write for full details

GRAMPIAN REPRODUCERS LTD
17 Hanworth Trading Estate
FELTHAM • MIDDLESEX • ENGLAND
Telephone Feltham 2657


Western Hemisphere Reeves Equipment Co-p., 10 East 52nd St.,
New York 22, N. Y.

Australian Agent. Simon Gray Pty. Ltd., Elizabeth St., Melbourne C.I.
Australia.

ARE YOU SEARCHING ?

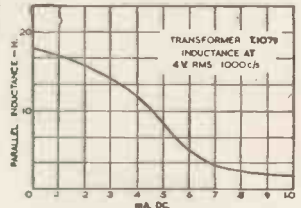
**FOR HIGH QUALITY
ELECTRONIC MINIATURES**

Make contact with Arden Acoustic Laboratories Limited, for details of high-quality Miniature Earphones, Transformers, Switches, Volume Controls; also of the widely-known ARDENTE Hearing Aids.

**SUB-MINIATURE
TRANSFORMER**

SIZE

.315" x .425" x .530"



Of robust construction; its unique design of laminations enables Transformer characteristics to be closely controlled, despite its small size. Weight: .12 ozs. Lead-out wires are colour coded for phase sense of windings applications.

Specially designed apparatus, capable of detecting one short-circuited turn of 50 SWG in 5,000 turns, is used in manufacture to safeguard against premature failure caused by electrolytic action on the fine wire at short-circuited points.

A comprehensive range is available. A typical example is a Transformer with primary inductance of 100 Henries with no D.C. in the winding. The graph shows variation of primary inductance with D.C. in a similar unit.

Special designs of Transformers are produced to meet individual requirements.

THE MINIATURE EARPHONE

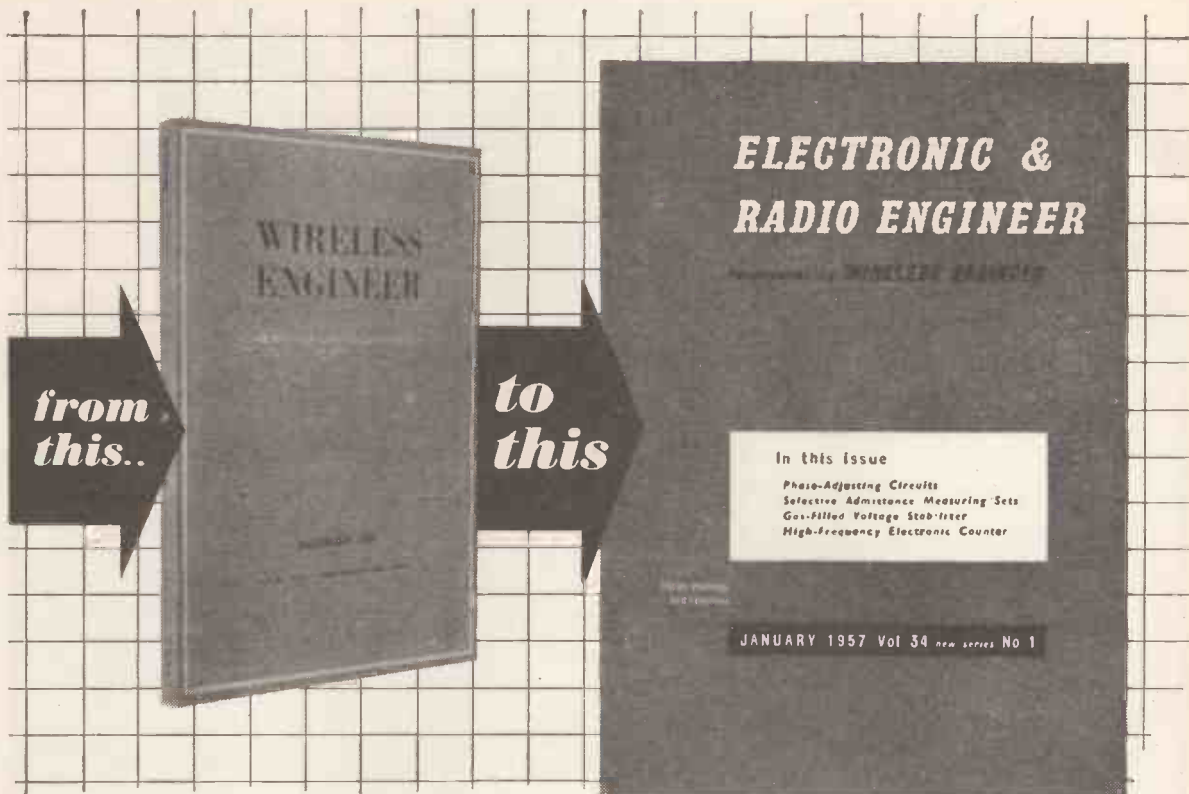
will be featured in a following advertisement;
details will gladly be sent on request.

**ARDENTE ELECTRONIC
COMPONENTS**

Details on request to

ARDENTE ACOUSTIC LABORATORIES LTD.
8-12 Minerva Road, North Acton, London, N.W.10

Telephone: ELGar 3923 (5 lines)



JANUARY 1957... a new source of information on current electronic and radio developments

WIRELESS ENGINEER, which has served the world's research engineers, designers and technicians for 33 years, will, in addition, become an essential source of information for all concerned with the design, development, production and industrial application of electronic and radio apparatus. Under the new title of ELECTRONIC & RADIO ENGINEER, and with a 40% increase in editorial content, it will continue to publish original papers by leading physicists and engineers. It will also retain the services of the editorial advisory board representing Universities, The Department of Scientific & Industrial Research, The British Broadcasting Corporation and the British Post Office. But in addition, material of more immediate application in electronics and radio (in their broadest sense) will be included. Articles on subjects of current importance such, for instance, as semi-conductors, X-ray cinematography, telemetry,

machine tool control, instrumentation and other practical applications of electronics will appear regularly. The new ELECTRONIC & RADIO ENGINEER will report the latest results of pure research, and will also deal in detail with the current applications of recent findings. To be certain of beginning your readership with the first issue of the new ELECTRONIC & RADIO ENGINEER — complete the coupon NOW.

Published monthly 3s. 6d. Annual subscription 49s.

**TO ILIFFE & SONS LTD.,
DORSET HOUSE, STAMFORD STREET, LONDON, S.E.1**

Please enter my subscription to the new ELECTRONIC & RADIO ENGINEER for:—

12 months (£2 9s. 0d.) 6 months (£1 4s. 6d.)

Starting with the first issue in January, 1957.

Remittance £ s. d. enclosed.

will pay on receipt of issue.

NAME _____

ADDRESS _____

POST THIS COUPON TODAY!

(Please print)



An Outstanding Trio of speaker systems

UNBEATABLE PERFORMANCE IN THREE PRICE RANGES

MODEL SFB/3
embodies the W12/
SFB, 10in. Bronze/SFB
and Super 3 units.
£37/10/- complete.

3-SPEAKER Corner System
comprises W15/CS bass
speaker, Super 8/CS
middle speaker and a Super
3 treble speaker. £73/10/-
complete as illustrated.

BRONZE REFLEX
cabinet with 10in.
Bronze/CSB speaker.
Cabinet.. £14 0 0
Unit £5 11 3
(incl. P. Tax)

Heard at Carnegie Hall

These three high fidelity loud-
speaker systems were used
during the Concert-Demon-
stration by G. A. Briggs at
Carnegie Hall, New York, on
October 3rd, 1956, when live
and recorded performances
were compared. On some
items, it was difficult to de-
tect the instant at which the
change-over took place.

Agents in New York:
BRITISH INDUSTRIES CORP.,
80 E Shore Road,
Port Washington, New York.

Wharfedale

WIRELESS WORKS LTD.
Idle, Bradford, Yorks. Tel.: Idle 1235-8

The NEW ARMSTRONG PB409

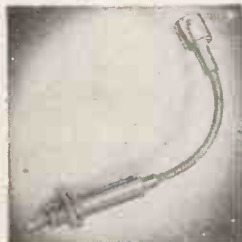


A.M./F.M.
9 Valves 4 Wavebands
RADIOGRAM CHASSIS

28
GNS.

TRANSISTORS

Full range of Transistors including all
Components for Mullard 200 mW.
Amplifier and TCC Midget Capacitors.



FLEXIBLE DRIVING SHAFTS

5".... 6/-
6".... 6/6

(Longer
lengths
pro-rata)

Hear the

SOUND SALES

PHASE
INVERTER
SPEAKER

with the

JUNIOR MK II
AMPLIFIER
& F.M. UNIT

in our

NEW

Speaker £18.10.0

DEMONSTRATION ROOM

SIDE-BY-SIDE COMPARISON
IN OUR DEMONSTRATION ROOM

- OF ● ACOS ● ACOUSTICAL
● ARMSTRONG ● CHAPMAN
● COLLARO ● CONNOISSEUR
● GARRARD ● GOODMAN'S
● LEAK ● Lenco ● ROGERS
● R.C.A. ● TANNOY ● W.B.
● WHARFEDALE.



"Q-MAX" CHASSIS CUTTERS

The easiest and quickest way of cutting holes
in SHEET METAL.

Size	each
1" or 1 1/4" (a)	12/9
1 1/2" or 1 3/4" (a)	13/9
1 1/2" or 1 3/4" (b)	16/-
1 3/4" (b)	16/-
1 3/4" (b)	18/-
1 3/4" (b)	18/-
1 3/4" (b)	20/6
2 1/4" (c)	33/6
2 1/4" (c)	38/6
1 square	(b) 25/6
Keys	(a) 1/-
	(b) 1/6
	(c) 2/3



Patent No. 619178

"Q-MAX" MODEL

G.D.O.—IA GRIP DIP OSCILLATOR



is an ideal instrument for the determina-
tion of tuned circuit
resonant frequency,
tuning transmitters
without application
of power, for the
determination of coil
mutual and stray
inductances and both
fixed and stray
capacitances. Covers
1.5 to 300 Mc/s. in
eight ranges. PRICE 12 Gns. Complete. (Or
6 Gns. Dep. and 12 monthly payments of 11/7.)

A VACANCY OCCURS
ON OUR SALES STAFF
FOR A FULLY
TECHNICAL
SENIOR SALES

BERRY'S


(SHORT WAVE) LTD.

25, HIGH HOLBORN, LONDON, W.C.1

Tel.: HOLborn 6231/2

ALL COMPONENTS FOR
OSRAM 912 PLUS
MULLARD 5/10
ALSO LAB & WELWYN
HI-STABS & TCC
PRECISION CONDENSERS

Build yourself a 75gns Radiogram for



£54-7-6 only

CABINET CAT. NO. CAB/03

A magnificent Bureau-type Cabinet of the very highest quality in specially selected Walnut veneered exterior. Light Sycamore interior with Rexine lining to match. Outside dimensions, length 34in., depth 17½in., height 33in. Sloping control panel on right-hand side approx. 16in. x 10½in. Removable baseboard on right side approx. 15½in. x 15in.
Packing and carriage 25/-.

Or on Credit Terms.

CASH **£17-6-6**

CHASSIS CAT. NO. CR/AFM49/PP

9-valve Superhet with F.M./VHF Band (4 wavebands). Push-pull output. Slow motion tuning drive. Full provision of Automatic Volume Control. Sockets provided for Aerial, Earth, Gram, Pick-up and Extension Speaker. Connections provided to Gram. Motor controlled by Chassis On/Off switch. The tone controls have been given an extra wide range to embrace all types of recordings. A.C. 200/250 volts, 50 cycles only. Special 10inch high flux density loudspeaker included.
Packing and carriage 15/-.

Or on Credit Terms.

CASH **£27-6-0**

AUTOMATIC RECORD CHANGER

CAT. NO. RC/A. The latest multi-speed changer incorporating 16 r.p.m. for "talking-books," and arrangement for manual control. Fitted with high fidelity Crystal Turnover Pick-up Head. A.C. mains 200/250 volts, 50 cycles only.
Packing and carriage 12/6.

CASH **£9-15-0**



CABINET ★ CAT. NO. CAB/02

A well - designed Bureau-type Cabinet in a medium size. Veneered in a highly figured Walnut. Outside dimensions, length 29½in. 32in. Sloping height, depth 16in.,

control panel on right-hand side approx. 13in. x 10½in. Removable baseboard on right-hand side approx. 13in. x 10½in. Large record compartment inside the cabinet located at the top on left-hand side.

Packing and carriage 20/-.

CASH ONLY 12 Gns.

★ OTHER CHASSIS ★

CAT. NO. CR/A. 5-valve Superhet, 3 wavebands. 12 Gns. Packing and carr. 12/6.

CAT. NO. CR/AFM47. 7-valve Superhet with F.M./VHF Band (4 wavebands), 23½ Gns.

Packing and carriage 15/- Or on Credit Terms.

★ F.M. TUNERS ★

CAT. NO. FMT/A. Complete Unit in Cabinet with Magic-eye tuning. 16½ Gns Or on Credit Terms. Packing and carriage 12/6.

CAT. NO. FMT/B. Chassis only excluding magic-eye. Unboxed, 11½in. long x 5½in. overall depth x 4in. high. CASH £13/15/- Packing and carriage 12/6.

★ LOUDSPEAKERS, Gram

Amplifiers, Tape Recorder equipment, etc. available at keenest prices. Send for large illustrated catalogue.

ALL FULLY GUARANTEED Generous extended credit terms on orders exceeding £15. Dealers supplied at full discounts. All enquiries (excluding Northern Area) to:—

Northern enquiries only (not Scotland and N. Ireland) to:—

DOMESTIC

DIRECT SALES LTD.

90 JUDD ST., LONDON, W.C.1 Ter 9876

MAYLIT LTD

3 MARLBOROUGH ROAD, ALTRINCHAM, CHESHIRE

Telephone enquiries : ALTRINCHAM 4045

MARS
MULTICHANNEL ANALOG RECORDING SYSTEM

**Recording for
AIR TRAFFIC CONTROL**

- 1-20 channels
- long duration
- auto-monitored
- complete security
- maximum economy

To meet I.C.A.O. requirements

BRITISH COMMUNICATIONS CORPORATION LTD.
Wembley, Middlesex, England

Telephone: WEMbley 1212

Telegrams: BEECEEE

YOU'RE ON THE RIGHT TRACK with

EGEN

components

In design, dependability, accuracy and freedom from wear these Egen components are quite outstanding. They are backed by unrivalled experience of the requirements of television and electronic equipment manufacturers.




DUAL POTENTIOMETERS

with concentric operating spindles. Incorporating many outstanding design features, including multiple contact rotors and thorough screening between sections. Control spindles can be supplied to suit customers' requirements. Type 136 less switch. Type 137 with SPST switch. Type 138 with DPST switch.

PRE-SET POTENTIOMETERS

Completely enclosed in high-grade phenolic mouldings. Solder tags heavily silver-plated for quick soldering. Fully insulated spindles with integral control knobs. Tapped for 2-hole 6 B.A. fixing on $\frac{1}{2}$ " centres. Type 126, wire-wound. Type 127, carbon.



MINIATURE POTENTIOMETERS

$\frac{1}{8}$ " diameter: utmost reliability within a very small compass. Positively located soldering tags, silver-plated for easy soldering. All steel parts rustproof. Standard values available, from 5000 ohms to 2 megohms. Type 115 less switch, Type 105 with specially designed 2-pole Q.M.B. switch.

CONCENTRIC SWITCH POTENTIOMETERS



Thorough screening between switch and potentiometer. Concentric operating spindles give independent operation of switch or potentiometer with 'one-control' simplicity. Quick make-and-break action mains switch. Knob location to suit specified requirements. Type 154 with SPST switch, Type 155 with DPST switch.

The wide range of EGEN controls includes also: Standard Carbon Potentiometers Type 102, Pre-set Resistors, Inductance Coil Assemblies, Sub-Miniature Potentiometers, (for use in miniature electronic apparatus) and TV Aerial Plug and Socket.

EGEN ELECTRIC LIMITED

CHARFLEET INDUSTRIAL ESTATE

CANVEY ISLAND · ESSEX · Phone: Canvey Island. 691/2

MINIATURE
CERAMIC CAPACITORS
 FIXED & VARIABLE

FINISH: STOVE ENAMELLED OR BAKELITE COATED

Wide choice for Radio
 T.V., all Electronic
 Appliances application
 and Interference
 Suppression

TYPES

DISC—3 Types

TUBE—All Types

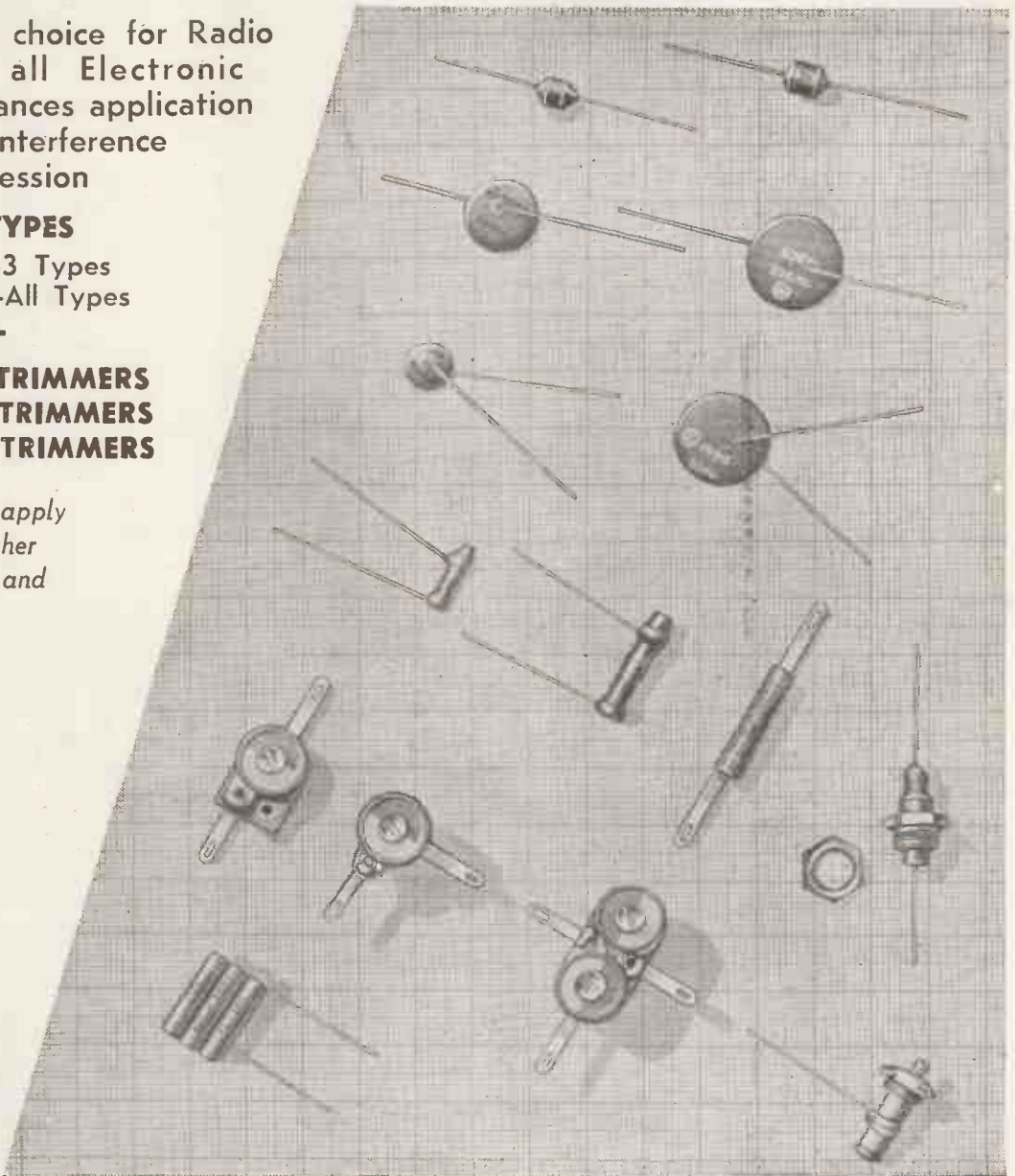
PEARL

DISC TRIMMERS

TUBE TRIMMERS

WIRE TRIMMERS

*Please apply
 for further
 details and
 Prices*




STEATITE INSULATIONS, LTD.,

25 SOMERSET ROAD, EDGBASTON, BIRMINGHAM, 15.

Telephone: EDGBASTON 5381/2.

Telegraphic Address: "STEATITE-BIRMINGHAM, 15"



Feeder Unit—Garrard Transcription Motor, Leak Dynamic Pick-up with diamond stylus. High fidelity "Perth" AM/FM Tuner.

Amplifier Section—Built-in Leak "Point One" TL/10 Amplifier.

Tape Recorder Section—Reflectograph high fidelity Tape Deck, with "Brick" type Pre-amplifier and Erase Unit.

Speaker Cabinets (Two)—Twin Bass Reflex acoustic chambers with Axiom 150 Speakers and Goodmans Acoustic Resistance Units.

Record Storage compartment.

An outstanding product of the "Perth" High Fidelity division

256 gns.

Price in U.K. complete inclusive of tax.

PERTH RADIOS LIMITED 90 Judd St., London, W.C.1. Tel: TERminus 9876



Five Valves 3 Wavebands 49½ gns. Seven Valves 4 Wavebands (AM/FM) 62½ gns.



Five Valves 3 Wavebands 26 gns. Seven Valves 4 Wavebands (AM/FM) 42½ gns.



Five Valves 3 Wavebands 31 gns. Seven Valves 4 Wavebands (AM/FM) 42 gns.



F.M. Tuner Unit 17½ gns.



Disc Player 12 gns.

VITAVOX

B.50 SERIES MICROPHONES

Type B.50—Low impedance dynamic £6.10.0d.

Type B.51—Crystal £5.10.0d.


Type B.52—High impedance dynamic £7.10.0d.

Full details on request from:

VITAVOX LIMITED


Westmoreland Road, London, N.W.9

Telephone: COLindale 8671






Plessey makes available to Overseas Industry a range of superior components, including many interesting developments for 90° scanning angle receivers.

for American and Continental high definition systems...




This range incorporates not only many new items, but also improvements on established designs, and a continuation of research into basic materials and methods of production has resulted in components of high performance at economic cost. Overseas Design Engineers and Equipment Manufacturers are invited to write for full information.



...T.V. components by

Plessey



ARCOLECTRIC NEON SIGNAL LAMPS

All supplied complete with neon tube and resistance. Models for 80 to 600 volts A.C./D.C.


Red, Amber or Clear domes.

Green at extra cost.

S.L.50: Snap-in fixing.

S.L.81: Single 1/2 in. hole fixing.

S.L.90/N: Single 3/4 in. hole fixing.



There are many other Arcolectric signal lamps—for 6 to 600 volts. Arcoelectric signal lamps are used in the latest supersonic aircraft.

Write for Catalogue 129

**ARCOLECTRIC
SWITCHES · LTD**

CENTRAL AVENUE, WEST MOLESEY, SURREY.

TELEPHONE: MOLESEY 4336 (3 LINES)

Reflectograph

RR series 102

METAL CASED RECORDER

Incorporating the "BRICK" type construction of Record/Playback units. This instrument permits continuous monitoring from the tape during recording, the Playback Amplifier delivering an output power of up to 3 watts, either to the built-in speaker, or to an external (15 ohms) output socket, while a 600 ohms balanced output of 1 mW is also available. A "Breakin" switch is provided, so that the incoming signal can be sampled and directly compared with the outgoing recorded signal. The recorder measures 21 1/2 in. x 15 1/2 in. x 13 in. deep and weighs 56 lbs. It can be supplied fully tropicalised if so required. The RR. Series 102 supersedes the Reflectograph Series P Recorders.



For specification and full information on the Reflectograph range please write to the manufacturers.

RUDMAN DARLINGTON (ELECTRONICS) LTD
Wednesfield. Staffs. Tel: Wolverhampton 31704



Make sound.
Wisdom

The New Mastertape

Described as the best in Europe
MAKES RECORDING HISTORY
an expert writes

Dear Sir,

Looking back over the last seven years of Tape Recorder development, I think I can honestly say that the biggest single advance I have made since starting, was changing over to M.S.S. PM/15 Recording Tape.

A sample of this Tape, which was kindly handed to the undersigned by one of your Representatives at the recent Audio Fair, has proved itself to be superior beyond all doubt.

An impartial test was conducted by splicing the 150ft. sample length into the centre of a longer spool of Tape made by a famous manufacturer.

The difference in signal/noise ratio, and the treble response was very marked, even to a non-technical "guinea-pig" who enquired what had "happened" when the M.S.S. tape arrived at the replay head!

Yours faithfully,

(Signed) J. A. Plowman,

A.M. Brit. I.R.E.



You can have this Experience too
Whatever the Machine
SIX REEL SIZES. PLASTIC SPOOLS.

PRICES

	Complete	Empty		Complete	Empty
150ft.	5/6 each	2/6	850ft.	27/6 each	3/9
300ft.	10/6 each	3/-	1,200ft.	35/- each	4/-
600ft.	20/- each	3/6	1,750ft.	55/- each	12/6

JOINTING ACCESSORIES

LEADER

White, Red, Green and Yellow 4/6 per reel

ADHESIVE JOINTING TAPE

Reels containing 18 yds. each 5/- per reel

JOINTING COMPOUND

Bottles containing 2 oz. 4/6 per bottle
also non-magnetic scissors, and splicer.

M.S.S. Recording Co. Ltd.

Poyle Farm, Colnbrook, Bucks. Telephone: Colnbrook 430

PROTECTION



AT ITS BEST

ASK FOR THE LEOCAST LEAFLET
& SEE HOW THIS TECHNIQUE
OF RESIN ENCAPSULATION
CAN SOLVE YOUR PROBLEMS

Resin Encapsulated Components
moulded by the LEOCAST process
gain maximum protection against
SHOCK.....TEMPERATURE CHANGE.....
.....HUMIDITY.....ELECTRICAL STRESS

LION ELECTRONIC




DEVELOPMENTS LTD

LION WORKS, HANWORTH TRADING ESTATE, FELTHAM, MIDDX. Telephone: FELtham 2922 & 3567

TUNERS

The FM85 is the answer to so many problems. Combining as it does the highest quality Frequency Modulation reception, and excellent reception on Medium and Long Wavebands, on a small, compact and easily installed chassis, complete with an attractive Escutcheon.



With completely stable drift free tuning, the FM band covers 87.5 to 100 mcs. and has a sensitivity of $>8\mu\text{V}$ for 20 db. quieting. The circuit includes a tuned low radiation R.F. stage, high level noise limiter, A.V.C.

The Medium and Long Wavebands cover from 195 m. to 550 m. and 800 m. to 2,000 m. and using special delayed Amplified A.V.C. circuits provide high-quality reception of good Continental broadcasts. The FM85 is fitted with a Cathode Ray tuning indicator which operates on AM and FM, a Volume Control and is supplied complete with an Escutcheon finished in gold and costs 24 gns., inc. P.T. or 28 gns. self powered 200-250 v. Also available the De Luxe AM/FM series S5/FM and S5E/FM at 32½ gns., inc. P.T. or 36½ gns. Self powered 200-250 v.

And the FM81 Mk. II long range Frequency Modulation only Tuner at 21 gns. inc. P.T.

All these Tuners are suitable for use with any high quality amplifier and the S5FM and FM81 can be supplied with escutcheons in gold, silver or bronze.

C. T. CHAPMAN (Reproducers) LTD

RILEY WORKS, RILEY STREET, CHELSEA, S.W.10


FLAxman 4577/8

Export Enquiries Invited

ADCOLA

ADCOLA LIMITED
(Regd. Trade Mark)

SOLDERING EQUIPMENT FOR INDUSTRY AND THE HOME CONSTRUCTOR
Electric cable strippers, solder dipping pots, hand pyrometers, etc.



TYPES

- $\frac{1}{8}$ " BIT LIST No. 70
(Instrument Work).
- $\frac{3}{16}$ " BIT LIST No. 64
(Factory bench line assembly)
- $\frac{1}{4}$ " BIT LIST No. 107
(Large Tagging)

Manufactured to meet any voltage and supply from 6/7 v. to 230/50v.

REPRESENTED IN ALL

LEADING COUNTRIES.

ILLUSTRATED

For factory bench line assembly
 $\frac{3}{16}$ " DETACHABLE BIT MODEL
LIST No. 64
PROTECTIVE SHIELD LIST No. 68

British, Foreign Patents and Registered Designs, etc.

Write for catalogues and further information:

HEAD OFFICES & SALES **ADCOLA** PRODUCTS LIMITED

GAUDEN ROAD, CLAPHAM HIGH ST., LONDON, S.W.4. Telephones: MACaulay 3101 and 4272

LANES THE PREMIER SOUTH COAST HIGH-FI DEALERS

OFFER
A Full Range of Quality
AMPLIFIERS • TURN-TABLES
TUNERS etc.

Now Demonstrating the



10 WATT PUSH-PULL
ULTRA LINEAR FEED BACK
AMPLIFIER & PRE-AMPLIFIER

(as illustrated)

Now available from stock at only

20 GNS.
COMPLETE

WRITE FOR FREE LEAFLET AND
 DETAILS OF GENEROUS HIRE
 PURCHASE TERMS.



LANES RADIO LTD. **11 GARDNER ST., BRIGHTON**
'Phone: Brighton 20773

IMPORTANT ANNOUNCEMENT

'VARIAC' range and ratings

The VARIAC is the original on-load infinitely-variable voltage-adjusting transformer, and the only one employing "DURA-TRAK" (Reg'd.) i.e. tracks treated in accordance with U.K. Patent No. 693,406, which produces a coating of precious metal alloy on the brush track, eliminating the possibility of deterioration due to oxidation, much reducing contact resistance, ensuring increased life and economy in maintenance, and improved resistance to accidental short-circuits or serious temporary overloads.

All VARIACS have two current ratings. The *rated* current is limited by the heating of the core: this amount of current may be drawn at any setting of the dial. The *maximum* current rating is limited only by the current carrying capacity of the brushes and wire. This current may be up to 55% higher than the rated current, and can be drawn only

at voltages near to the input voltage, or near zero, since at these positions there is little auto-transformation and core heating is therefore negligible.

When the "overvoltage" feature is used, or when the VARIAC is used to feed a load of varying impedance, the current is limited to the *rated* current.

Bearing the above facts in mind, the correct VARIAC for any particular application may be selected from the table given opposite. Cut this announcement out and use it as a rapid selection guide.

For complete, profusely illustrated data on the entire line of 1-phase and 3-phase and "special" VARIAC Transformers, request our new 3-colour Brochure Form 424-UK, as well as our special Price List Form VSP-56/16. Your request should be sent to our nearest Works.


"VARIAC" GENERAL Classification	CURRENT RATINGS (Amperes)			
	115 v. OPERATION		230 v. OPERATION	
	Rated (0-135 v. Output)	Maximum (0-115 v Output)	Rated (0-270 v. Output)	Maximum (0-230 v Output)
200-B	1.0	1.5	—	—
V-2	2.0	3.0	—	—
V-5: V5-H	5.0	7.5	2.0	2.6
V-6: V6H	6.0	7.5	3.0	3.75
V-10: V-10-H	10.0	13.0	4.0	5.2
100Q: 100-R	15.0	17.5	8.0	9.0
V-20: V20H	20.0	26.0	8.0	10.4
V-30-H	—	—	15.0	17.5
50A: 50-B	40.0	45.0	20.0	31.0
M-2	2.0	3.0	} For use on 350-1200 c/s.	
M-5	5.0	7.5		
M-10	10.0	13.0		
60-V	5.0	7.5	} For use on 400-2600 c/s.	

This table refers only to single winding toroidally-wound VARIACS and does not include double wound types (Types 70 and 80) or ganged assemblies, or 3-phase types, etc.




Claude Lyons Ltd.

76 OLDHALL STREET · LIVERPOOL 3 · LANCs · TEL: CENTRAL 4641,
 VALLEY WORKS · HODDESDON · HERTS · TEL: HODDESDON 3007



This K-18 connector is
ACTUAL SIZE
— made under U.S. licence from
Winchester Electronics Inc.



— the foremost manufacturers of

*printed circuit
connectors*

**DATA RELATING TO
SERIES 'K'
PRINTED-CIRCUIT
CONNECTORS**

CURRENT CARRYING
CAPACITY: 5 amps

BREAKDOWN VOLTAGE
BETWEEN CONTACTS:
3 kV (at sea level)

AVERAGE MATING
AND UNMATING FORCE
(per contact): 8 oz.

CONTACT CENTRES: .156"

FIXING HOLES: .125"

POLARISING KEYS
fitted in any position

CONNECTIONS TO CONTACTS
by rivets or solder-cups



SERIES 'K'
with 6, 12, 18 & 22 contacts
**NOW AVAILABLE
FOR
PROMPT DELIVERY**

GOLD-PLATED CONTACTS
made from spring-tempered phosphor-bronze
provide low contact-resistance,
prevent corrosion and
facilitate soldering.

MELAMINE MOULDINGS
conforming to B.S.S. 1322
provide high arc-resistance,
high dielectric
and mechanical strength.

Full technical data and illustrated
leaflets forwarded on request:
ELECTRO METHODS LTD.
12-36 Caxton Way, Stevenage, Herts.
Telephone: Stevenage 780

TRANSFORMERS



CAST RESIN TRANSFORMERS

Give complete mechanical and climatic protection for core and windings. Good heat dissipation.

HERMETICALLY SEALED "C" CORE UNITS

A complete range covering transformers from 1 Va to 2 kVa and the usual range of chokes.

POTTED COMPOUND FILLED TRANSFORMERS

A wide range of capacities for transformers and chokes. Complete reliability. Suitable for exacting industrial and climatic conditions


SHROUDED AND OPEN-TYPE TRANSFORMERS

Combines first-class engineering with a popular highly competitive product. Vacuum Impregnated and rigidly tested.

MICROPHONE TRANSFORMER

for use with moving coil microphone, minimum hum, pick-up and maximum efficiency.

In addition to the types shown, we manufacture a great variety of Transformers for all electronic applications. Also Power Transformers up to 750 kVA.



WODEN TRANSFORMER CO. LTD.
BILSTON, STAFFS. Tel. BILSTON 41959

Catalogues available on request.

SM/V2683

Cellular Polythene



INSULATED TELEVISION DOWNLEAD CABLES
 To meet the exacting demands being made on the efficiency of aerial systems the Glover range of Cellular Polythene insulated downleads have been designed to utilise the superior electrical properties of this new form of polythene.

Details of three designs are given as being most representative of modern practice.

The two Cables G.R.1., G.R.2. are intended for use in the service area and one G.R.3. for use in fringe areas and in situations where interference is high.

CO-AXIAL TELEVISION DOWNLEADS

Reference No.	CELLULAR POLYTHENE				
	G. R. 1. S	G. R. 1. F.	G. R. 2. S.	G. R. 2. F.	G. R. 3.
Characteristic Impedance ohms.	75	75	75	75	75
Service Area	LOCAL	LOCAL	LOCAL	LOCAL	FRINGE
Attenuation dB/100 ft. at 50 Mc/s.	3.0	3.4	2.3	2.6	1.5
.. .. 200 Mc/s.					3.3
Copper Conductor	1/022"	7/0076"	1/029"	7/010"	1/044"
Diam in Inches:-					
Over Polythene.	0.093	0.093	0.128	0.128	0.200
.. Wire Braid.	0.117	0.117	0.152	0.152	0.230
.. P.V.C. Sheath.	0.157	0.157	0.202	0.202	0.290

W. T. GLOVER & CO. LTD.

MEMBERS OF THE C-M-A

TRAFFORD PARK MANCHESTER 17

TRAFFORD PARK 2141



**Typed
and Tabbed**



**with
LAB Continuous
Storage Units**

Thousands of LAB Continuous Storage Units are daily solving the problem of control and storage of the great range of resistors. Compact, and capable of storing up to 720 separate resistors, LABpak make selection positive, simple and speedy. Now that Ceramicaps, Histabs and Wirewound resistors have been added to the carded range the usefulness of LABpak storage units is enhanced.

FREE with any purchase of the LABpak range, these units are the complete answer to the storage problems of small production units, laboratories, etc.

MAKE UP YOUR ORDER TODAY — DELIVERY EX-STOCK

All LABpak resistors are carded in ohmic value, rating and tolerance, colour indexed and tabbed for easy selection.

REF.	WATTS	MAX. VOLTS	OHMS	MIN. ORDER FOR FREE UNIT	UNIT STORAGE CAPACITY
------	-------	------------	------	--------------------------	-----------------------

RESISTORS

T	½	250	10 to 10M	240	720
R	1	500	10 to 10M	180	500

Tolerances available ±20% 10% 5%

HIGH STABILITY RESISTORS

HS3	½	750	1 to 500M	93	500
-----	---	-----	-----------	----	-----

Tolerances available ±5% 2% 1%

WIREWOUND RESISTORS

LM	5 & 10	—	5 to 100K	72	300
LP	5 & 10	—	5 to 100K	72	300

CERAMICAPS

CER	Tubular	500	3 to 470pf	141	500
HK	Tubular	500	470 to 5000pf	141	500
HKD	Disc	500	470 to 5000nf	141	500


Tolerances available ±2% 10%

The LAB Continuous Storage Units are available from your normal source of supply, but more detailed information and literature can be obtained from

THE RADIO RESISTOR COMPANY LIMITED

50 ABBEY GARDENS, LONDON, N.W.8 • Telephone: Maida Vale 5522

THE RD JUNIOR



FM UNIT

with

Automatic Frequency Control

PRICE £24.17.0. INCL.

PART OF A


COMPLETE HIGH FIDELITY SYSTEM

Literature available post free on request; send also for details of companion equipment in the RD JUNIOR Home High Fidelity System—the RD JUNIOR Amplifier and Control Unit and the RD JUNIOR Corner Horn enclosure.


NEW FACTORY: In order to be able to meet the steadily increasing demand for our products we have now moved to a larger and better equipped factory. Our sole address, to which all enquiries should be sent, is now as below

ROGERS DEVELOPMENTS (ELECTRONICS) LTD.

"RODEVCO WORKS," • 4-14 BARMESTON ROAD, • CATFORD, • LONDON, S.E.6
 Telegrams: RODEVCO, LONDON, SE6 Telephone: H1Ther Green 7424



THE I·A·L SHORT RANGE RADIO TELEPRINTER TERMINAL



Designed and Engineered by
INTERNATIONAL AERADIO LTD.


AERADIO HOUSE 40, PARK STREET,
 LONDON, W.1. HYDE PARK 5024

The International Aeradio VHF short range radio teleprinter terminal is designed to combine the highest engineering standard with low initial cost. This equipment is especially valuable where land line facilities are unreliable or not available, as may happen between a town and its airport.

An A.C. voltage regulating problem? Here's the ready-made answer —

PHILIPS

Stepless Variable Transformers



(Products of N.V. Philips,
Eindhoven, Holland)

There are many applications for these handy transformers! Both bench and panel mounted types are available for use in the laboratory or for incorporation as standard components in manufacturers' equipment.

- Continuously variable from zero up to 20% above input voltage
- Toroidally wound
- Extremely low "no load" losses
- Can be mechanically coupled for series, parallel or 3-phase (star connected) operation
- Generously rated
- Fully tropicalized
- Individual units rated up to 2 kVA

Write or telephone for further details



PHILIPS ELECTRICAL LTD

RESEARCH & CONTROL INSTRUMENTS DIVISION
CENTURY HOUSE • SHAFTESBURY AVE • LONDON • W.C.2
TELEPHONE: GEtrard 7777

(P5E021E)

The *Armstrong*

Specialists in High Quality Reproduction for over 20 years.

Super Radiogram

THE FINEST IN RADIOGRAM REPRODUCTION

- ★ 8 watt Push Pull Amplifier with negative Feedback.
- ★ Separate High Sensitivity VHF/FM Tuner.
- ★ Twin speaker system with crossover network incorporating the WHARFEDALE Golden 10in. and special aluminium voice coil treble unit.
- ★ Beautifully styled and hand-made cabinet finished in walnut.
- ★ COLLARO High Fidelity Autochanger.



PRICE | AM/FM Model £102.8.6.
incl. tax | AM Only Model £90.8.0.

Post this coupon for descriptive literature and details of Hire Purchase and Home Trial facilities to Armstrong Wireless and Television Co., Ltd., Warlters Rd., London, N.7. (NORth 3213)

Name

Address

WD

DEMONSTRATIONS at our Holloway Showrooms weekdays (inc. Saturday) 9-6 p.m. TRIAL IN YOUR HOME. Your money will be refunded if for any reason whatever you are not satisfied after 7 days' trial. FULL GUARANTEE for 12 months. CREDIT TERMS available.

-towards perfection-


We believe our range of Transistor Units to be the first expressly designed for high quality sound reproduction and allied application.

- No. 1** See last month's advertisement "Wireless World."
- No. 2** Low impedance Pre-amplifier as transformer, etc. replacement unit:—
Input: 5-50 ohms., output 425 ohms., input 10 m.v. in 25 ohms. for 300 m.v. peak output. Frequency response flat 20 c.p.s., 30 kc/s., wonderful transient improvement, with no background (over transformer unit).
- No. 3** Low impedance corrected Pre-amplifier. Gain at 1 kc/s., 35 db, 25 ohms. source, 24 db feedback. Output 1 volt peak. Input 18 m.v. peak.
Correction: R.I.A.A. for L.P. ffr for 78 r.p.m. Flat for microphone input. NO hum, no noticeable noise or distortion under rated operating conditions.
Circuit covered by Chave-Murray patent application.

THE LOWTHER MANUFACTURING COMPANY,

LOWTHER HOUSE, ST. MARK'S ROAD, BROMLEY, KENT, ENGLAND.

Tel.: RAVensbourne 52



For every make of tape recorder

Whatever the make, whatever the model of tape recorder, there is a 'SCOTCH BOY' tape to fit. In addition to the existing reel sizes, all tapes in this world-famous range are now available on 5½" (continental-type) spools, equipped with write-on leaders and stop-foils. Write-on leaders are already standardized on all reels. Stop-foils will be provided on all reels in the near future. Your supplier also stocks 'SCOTCH BOY' spools, splicing tape, and leader tape—all of the highest quality.

.. standard .. 'SCOTCH BOY' 111 *magnetic recording tape with acetate base*


Probably the most famous recording tape in the world, 'SCOTCH BOY' 111 has a high reputation for clarity of reproduction, and for freedom from background noise. It has become the criterion for judging fidelity.

.. extra-play .. 'SCOTCH BOY' 150 *magnetic recording tape with polyester base*

This is the strongest long-play tape on the market even though it is only two-thirds the usual thickness. Each standard spool accommodates 50% EXTRA footage of this tape and, therefore, provides 50% EXTRA PLAYING TIME. The oxide coating is also thinner than usual, and gives exceptionally crisp, clear reproduction, with improved response to the higher frequencies.

.. and new, high-output 'SCOTCH BOY' 120 *magnetic recording tape with acetate base*

This newest tape, with its specially developed oxide coating, permits greater dynamic range with freedom from distortion on signal peaks, and gives utmost signal output at low frequencies. Because of its perfect reproduction, 'SCOTCH BOY' 120 high-output tape is used for the highest fidelity audio recordings, and similar special applications.



SCOTCH BOY MAGNETIC RECORDING TAPES

REGD. TRADE MARK

MINNESOTA MINING & MANUFACTURING COMPANY LIMITED
 LONDON · BIRMINGHAM · MANCHESTER · GLASGOW
 WORLD'S LARGEST MANUFACTURERS OF COATED PRODUCTS



*For a regular
smooth response curve*

You need a PHILIPS dual-cone loudspeaker

(Made in Holland)



PHILIPS ELECTRICAL LTD

Musical Equipment Department · Century House · Shaftesbury Avenue · London · W.C.2.



A special dual-cone design distinguishes Philips high fidelity speakers, resulting in energy transmissions that are almost independent of frequency. This ensures that, in an ordinary room, sound pressure within an angle of 90 degrees does not vary by more than six decibels; while the excellent spatial distribution of acoustic energy — even at the highest frequencies — is obtained by Philips choice of coupling factor between high-range and low-range cones.

The small cone acts as a high note radiator for frequencies above 10,000 cycles and also as a diffuser for frequencies below 10,000 cycles from the large cone. The large cone itself acts as a low note radiator below 10,000 cycles, and as a reflector for the high notes above this frequency. The distribution of sound over the entire frequency range is thus much wider than on a normal loudspeaker. These loudspeakers have a very smooth response curve combined with a low resonance frequency.

The Philips dual-cone loudspeaker comes in two sizes: 8" and 12", price 6½ gns. (tax paid) and 10 gns. respectively. There is also a single-cone loudspeaker, available in the same two sizes: price £6.2s.6d. (tax paid) and £10.0s.0d. respectively.

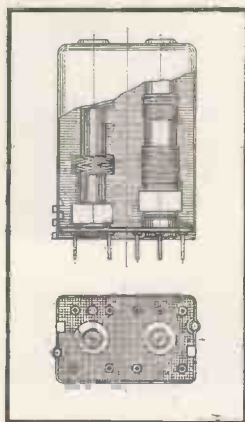
N.B. Any of these speakers may be used on their own or with another suitable loudspeaker using a crossover unit.

For full details write to:

(PR437)

WEYRAD

I.F. TRANSFORMERS AND RATIO DETECTORS FOR AM AND FM.



TYPE P.23/1R

COMBINED AM/FM TRANSFORMERS 470 KC/S AND 10.7 MC/S. AM BANDWIDTH 8 KC/S AT -3DB. FM BANDWIDTH 200 KC/S AT -1.5 DB.

TYPE P.23/2R

COMBINED AM I.F. TRANSFORMER AND FM RATIO DETECTOR. THE R/D PROVIDES A PEAK-TO-PEAK BANDWIDTH OF 340 KC/S WHICH IS LINEAR OVER 220 KC/S.

BOTH ASSEMBLIES ARE MOUNTED IN SCREENING CANS SIZE 1 x 1½ x 2½ in. THE TRANSFORMERS ARE DESIGNED FOR USE WITH EF89 AND EABC80 VALVES OR THEIR EQUIVALENTS. THE P.23/1 AND P.23/2 CAN BE EMPLOYED WITH FRONT-END TUNERS INCORPORATING THE FIRST I.F. STAGE, ALTERNATIVELY WEYRAD P.22/4 FM I.F. TRANSFORMER CAN BE USED.

THESE COMPONENTS ARE USED IN OUR AM/FM RECEIVER-CONSTRUCTIONAL CATALOGUE OF INDIVIDUAL COMPONENTS 6d. BOOKLET 2/6.

**WEYMOUTH RADIO MANUFACTURING CO., LTD.,
CRESCENT STREET, WEYMOUTH, DORSET.**

from the new Mullard catalogue

Precision Pulse Generator

L141

The pulse generator type L.141 provides two main pulses with accurately controllable amplitude, duration, p.r.f., and separation, together with additional pulses for triggering or synchronising.

The amplitude of the two main pulses is continuously variable between $300\mu\text{V}$ and 100V , their duration from 0.5 to $100\mu\text{s}$, and the separation between them from 0 to 100ms .


An internal oscillator provides repetition frequencies from 1c/s to 100kc/s .



Transistor Tester

L264

The Mullard Transistor Tester has been developed to provide a rapid means of checking general characteristics and ascertaining if a transistor has been damaged in circuit. Facilities for measuring the important parameters, α , base-collector short-circuit current gain, as well as I_{c0} and the collector turnover voltage are provided. Although designed as a simple testing unit, it has an accuracy of $\pm 5\%$.



Dual Trace Oscilloscope

L101/2

This high grade, general purpose instrument incorporates two identical amplifiers with sensitivities of 20mV/cm over a bandwidth of 4Mc/s . Voltage measurements ($\pm 5\%$) and time measurements ($\pm 10\%$) are by null methods. The time base may be free running or triggered, and sweep speeds are from $0.1\mu\text{s/cm}$ to 10ms/cm .



Television Line Selector

L196

The L.196 enables any normally triggered oscilloscope to give a jitter-free display of one or more lines from a television video signal. It can be used on transmitter and receiver units to display depth of modulation, d.c. levels, bandwidth, blanking, synchronizing pulses and for the examination of similar waveforms in detail.

Mullard

Specialised Electronic Equipment



WRITE FOR FULL INFORMATION

MULLARD LIMITED · EQUIPMENT DIVISION · MULLARD HOUSE
TORRINGTON PLACE · W.C.1 · TELEPHONE LANGHAM 6633

Connoisseur

3 SPEED MOTOR

The turntable with a 4% variation on all three speeds.


The Connoisseur motor is made for the perfectionist. It is one of the finest turntables in the world.

The speed change is arranged mechanically and gives a 4 per cent variation on all speeds. A synchronous motor, which is virtually vibrationless with low noise level and hum induction, maintains a constant speed at all settings. There is no braking action to obtain speed change.

The 12in. turntable is lathe turned in non-ferrous metal. The main spindle, which is precision ground and lapped to mirror finish, runs in phosphor bronze bearings.

A sound, precision engineering job, the Connoisseur motor provides the foundation for perfect reproduction.

Price £20, plus P. Tax £8/11/-.



Matching Connoisseur Pick-up Mark II with a frequency range from 20-20,000 cycles:

Pick-up complete with 1 head fitted with Diamond armature £8/19/- plus P. Tax £3/16/6.

A. R. SUGDEN & CO. (ENGINEERS) LTD.

WELL GREEN LANE, BRIGHOUSE, YORKSHIRE. Phone: Halifax 69169. Grams: Connoisseur, Brighouse.

OVERSEAS AGENTS:

SOUTH AFRICA: W. L. Proctor (Pty.) Ltd., 63, Strand Street, Cape Town. CANADA: The Astral Electric Co. Ltd., 44, Danforth Road, Toronto 13, Ontario. NEW ZEALAND: Turnbull & Jones Ltd., Head Office, 12/14, Courtenay Place, Wellington. HONG KONG: The Radio People Ltd., 31, Nathan Road, Hong Kong.

MAIN DISTRIBUTORS:

AUSTRALIA: British Merchandising Pty. Ltd., 183, Pitt Street, Sydney, and J. H. Magrath (Pty.) Ltd., 208, Little Lonsdale Street, Melbourne. EAST AFRICA: International Aeradio (East Africa) Ltd., P.O. Box 3133, Nairobi. MALAYA: Eastland Trading Co., 1, Prince Street, Singapore.

M. R. SUPPLIES Ltd.

(Established 1935)

Some excellent NEW OFFERS available in limited quantity. All material we offer is in first-class condition—as has been well known for over 21 years. All prices net.

THERMOSTATS. Very timely offer. Small precision units by McLaren, Glasgow. Range adjustable from 25 to 100 degrees F. Capacity 10 amps AC (250 v.). Close diff-erential of 2 deg. Size 3 x 1 1/2 x 1 1/2 in. Here is undoubtedly the finest thermostat value we have been able to offer. If calibrated and housed they would cost about 50/-.

We offer about 1,000 at only 7/6 each (despatch 6d.). These are brand new.

AMMETERS. 0/5 amps DC, m/coil, 2in. square flange. Another rare opportunity. 12/6 (despatch 6d.). Also 2in. round, 0/500 microammeters DC m/coil. 17/6. Also 2 1/2 in. round 0/20 volts AC/DC, m/iron. 10/6.

P.O. RELAYS. Type 3000, 175 ohms, each with 4 heavy duty "make" and 4 H.D. "breaks," brand new, boxed. 12/6. (despatch 6d.). **THERMAL DELAY SWITCHES.** 6.3 volt, delay approx. 1/2 min. 4/6.

MINIATURE L.V. MOTORS. Model "A," perm. magnet, reversible. Body only 2in. long by 1 1/2 in. dia. Shaft 1/4 in. proj. Suitable for 6, 12 or 24 v. DC. Low current consumption. Suitable for dry battery operation. 10/6. Model "B," 12/24 v. DC (or 20/25 v. AC). Body 2 1/2 in. long by 1 1/2 in. dia. Shaft 1/4 in. proj. Split field reversing. 10/6 (despatch either 6d.).

ELECTRIC FANS for light cooling and extraction, still projectors, etc. 200/250 v. AC shaded pole motor and 5in. dia. impeller, quiet running. 28/- (despatch 1/-).

ONE-THIRD H.P. MOTORS by Newman. Split-phase induction, 230/250 v. 50 c. 1 phase, 1,425 r.p.m. Shaft 1/4 in. dia. by 2in. proj. 25/10/- (despatch 5/-).

HIGH DUTY AIR BLOWERS. Powered with B.T.H. type CFS 2613 repulsion-induction motor, 230/250 v. 50 c. 1 ph. Estimated delivery 1,500 c. ft. per min. Overall length 24in., width 9in., height 18in. Inlet 7in. dia. Outlet 7in. by 3in. Weight approx. 1 cwt. Brand new in original cases. 222/10/- (despatch mainland 20/-). Sketch, if required, furnished on request. Many very satisfied industrial users.

OPERATION COUNTERS, mechanical type, counting to 999, forwards and backwards, with reset and flex. drive. Body size approx. 1in. by 2 1/2 in. These count one digit per rev. and are suitable for testing motor speeds, tape recorders and film editing. 15/6 (despatch 1/-).

ELECTRIC CLOCK MOVEMENTS, synchronous 200/250 v. 50 c. With spindles for hours, minutes and seconds hands. In plastic dust cover 3 1/2 in. dia. by 2in. deep, with flex, ready for use. 27/6 (despatch 1/-). Set of three hands to suit 5/7in. dial. 2/-.

SYNCHRONOUS TIME SWITCHES. 200/250 v. 50 c. Brand new Sangamo-Weston. In compact black housing, 4in. dia. by 3 1/2 in. deep, providing up to three on-off operations per 24 hours, with day-on/night device (optional). Capacity 20 amps AC. 25/8/6 (despatch 2/-). Two-circuit model (Smith's Relyon) 26/13/-.

COMPLETE SEWING MACHINE MOTOR OUTRIGS. There is no better quality job at any price. 200/250 v. AC/DC, fitted radio and TV suppressors, including motor with fixing bracket, foot control, needle light, with switch, belt, etc., with instructions for fixing to any machine. 26/15/- (despatch 2/6).

MINIATURE RELAYS for remote controlled models, etc., 5,000 ohms, 2 m.a., 1 1/2 in. by 1 1/2 in., 1-pole C.O. 15/6 (post 3d.).

EXTRACTOR FANS. Very well made new units at much below normal price. 200/250 v. AC induction motor, silent running, no interference. With mounting frame and back grille, ready for easy installation. With 8in. impeller (12,000 c. ft./hr.). 25/5/- With 10in. impeller (15,000 c. ft./hr.). 25/12/6 (despatch either 3/-).

M. R. SUPPLIES, Ltd., 63, New Oxford St., London, W.C.1

Telephone: MUSeum 2958



S. G. Brown

HEADPHONES
FOR MARINE
EQUIPMENT

Every seagoing vessel in this electronic age relies on Marine Communication Equipment.

Our contribution is a specialised range of reliable Headphones which provide ships' operators with the clearest possible reception of all signals—Morse or speech.



S. G. Brown provide Headphones and associated equipment for all known purposes.

Brochure "W" sent on request.

S.G. Brown, Ltd.

SHAKESPEARE STREET, WATFORD, HERTS.

Telephone: Watford 7241.



**LOUD-SPEAKER MANUFACTURERS
FOR THE RADIO INDUSTRY SINCE 1930**

**REPRODUCERS AND AMPLIFIERS LTD.
WOLVERHAMPTON · ENGLAND**

TELEPHONE : 22241/2/3/4 CABLES : AUDIO

*Music lovers will
enjoy you this new*

GRAMPIAN REFLEX LOUDSPEAKER

THE CABINET

Shaped for standing in a corner or flat against the wall, the cabinet is of substantial construction in 15 mm. thick first grade Plywood with hardwood mouldings. 31in. high, 22in. wide, 16in. deep, it is supplied as a set of fully machined parts, complete with grille material, ready to assemble, stain and polish



*Especially when
they HEAR...*



... the complete speaker with the 1255/15 unit for which the cabinet has been acoustically designed. The 1255/15 unit is a high fidelity 12in. loudspeaker, specially developed for use with quality amplifiers. It has an extended frequency coverage from 20 to 15000 c/s with an exceptional performance over the useful audio range.

The prices?

CABINET: Set of parts complete..... £11
GRAMPIAN 1255/15 LOUDSPEAKER £9

*May we send you further details
and a copy of the response curve?*

GRAMPIAN

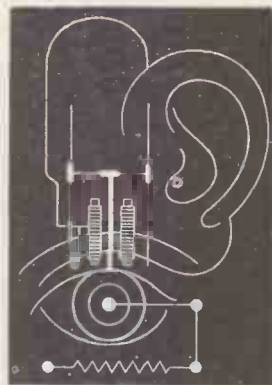
REPRODUCERS LIMITED

Makers of Quality high-fidelity equipment

17 HANWORTH TRADING ESTATE, FELTHAM, Middx.

Telephone: Feltham 2657/8 Telegrams: Reamp, Feltham

SMITH'S FOR TECHNICAL BOOKS



Books on radio theory, practice and maintenance for the beginner and books on new developments in circuit design, new components, methods of application, and the established text books can be obtained through your local Smith's shop or bookstall. Books not in stock at the branch can be quickly obtained from Head Office.

★ *Your stationery and printed matter can also be supplied through our local branch.*


W. H. SMITH & SON

FOR BOOKS ON ELECTRONICS

Head Office: STRAND HOUSE, LONDON, W.C.2

HUNTON will cut your press tool costs for PROTOTYPE and PRE-PRODUCTION RUNS!

THE UNIVERSAL BOLSTER OUTFIT
USING STANDARDISED PUNCHES AND
DIES FOR SHEET METAL PIERCING
AND BLANKING ON FLY PRESSES




STUDY THESE ADVANTAGES

- Specialised range of Chassis Piercing and Forming Tools for the Radio and Electronics industries.
 - To get you started—standardised Punches and Dies 1/4in. to 3 1/2in. dia. in 1, 3/2in. sizes from stock.
 - At short notice, Standardised Tools of square, oblong and other shapes.
 - Adjustable Gauges for exact location of work. Automatic and Positive Stripping of material from Punch.
- In London and Home Counties ask for a practical demonstration in your own works. Alternatively, write for illustrated price list W.W.*

HUNTON LIMITED

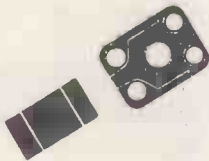
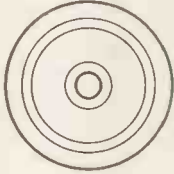
PHOENIX WORKS, 114-116, EUSTON RD., LONDON, N.W.1.
Tel.: EUSton 1477 (3 lines). Grams: Untonexh, London

An outstanding range of

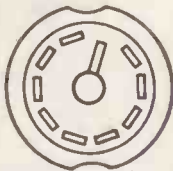
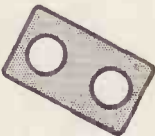

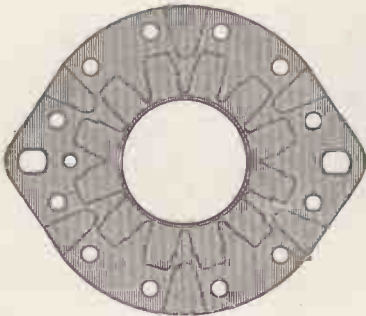
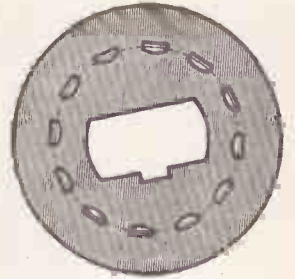


Plessey

Ceramics



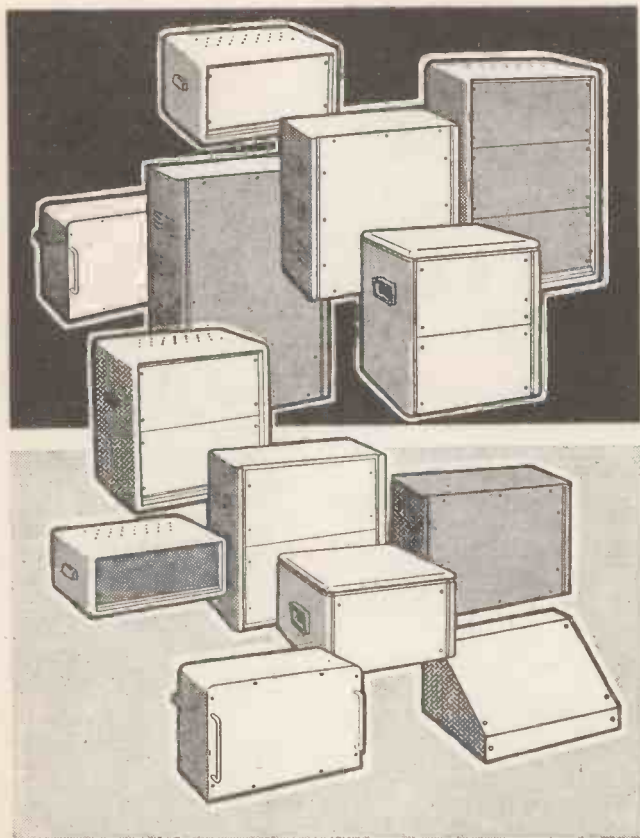
For high frequency, radio and T.V. components, whenever good insulation under extreme climatic conditions is a major consideration, you would do well to incorporate Plessey Ceramic insulators. The range includes bases for valves, switches and trimmer condensers together with stand-off insulators, bushes and washers. In addition consideration and advice is given on customers' specific requirements.



Design engineers are invited to request further information regarding these and other products in the Plessey Ceramic range.

CHEMICAL AND METALLURGICAL DIVISION

THE PLESSEY COMPANY LIMITED • WOOD BURCOTE WAY • TOWCESTER • NORTHANTS



50 CASES

fifty instrument cases
seven days delivery

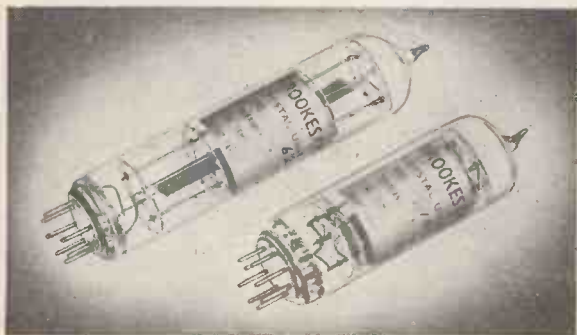
In actual fact, 99 per cent. of the orders received for standard cases at our new Uxbridge factory are now completed well within this time. And, where specially requested, this delivery can be improved upon. We can also make special cases from your own drawings—though naturally these take a little longer to produce.

By the way, catalogues detailing our range of cases, racks, consoles, handles, panels, accessories, and the IMLOK construction system, are now available. Please let us know how many copies of each you would like.

IMHOFS

ALFRED IMHOF LIMITED
Dept. M.12, 112-116 New Oxford St., London, W.C.1
Telephone: MUSEum 7878 (20 lines) LGB

BROOKES *Crystals*



mean **DEPENDABLE**
frequency control

● Illustrated above are
Left: Type G.2 Crystal Unit. Frequency 62 kc/s.
Right: Type G.1 Crystal Unit. Frequency 100 kc/s.


ALL Brookes Crystals are made to exacting standards and close tolerances. They are available with a variety of bases and in a wide range of frequencies. There is a Brookes Crystal to suit your purpose—let us have your enquiry now.

Brookes Crystals Ltd.

Suppliers to Ministry of Supply, Home Office, B.B.C., etc.
181/3 TRAFALGAR ROAD, LONDON, S.E.10
Phone: GREENwich 1828 Grams: Xtals, Green, London



EDDYSTONE COMMUNICATION RECEIVERS



Model 840A illustrated.
Cash Prices and Statutory Terms

Model	Cash Price	Deposit	12 monthly of
820	£38 0 0	£19 0 0	£1 15 0
840A	£55 0 0	£27 10 0	£2 10 0
750	£78 0 0	£39 0 0	£3 11 8
888	£110 0 0	£55 0 0	£5 0 0
680X	£120 0 0	£60 0 0	£5 10 0

Carriage paid per passenger train

Model 840A is for A.C. or D.C. 110/250 v., making it especially suitable for universal use. 750 and 680X 110/240 v. A.C. The very large tuning dials are clearly marked with band spread logging. Silky gear driven flywheel loaded tuning mechanism. These sets are the choice of the discerning professional and amateur users. Descriptive literature gladly forwarded.

Latest EDDYSTONE Component Catalogue 1/-.



The
Eddystone
Specialists
SERVICES LTD.,

55 COUNTY ROAD, LIVERPOOL, 4
Telephone: AINTREE 1445 ESTAB. 1935
Branch address: MARKET CROSS, ORMSKIRK

CITY SALE & EXCHANGE LTD

*The High Fidelity
Specialists*

OFFER FROM STOCK

WHARFEDALE Super 12/CS/AL, £17/10/-. Super 8/CS/AL, £7/6/11.
SFB/3 three speaker system, £37/10/-. Bronze 10/CSB £5/11/3.

STENTORIAN 10in. H.F. 1012 speaker, £4/19/9. Corner cabinet for
this unit, 9 gns. H.F. 816 speaker, £6/17/-. Tweeter T10, 4 gns.

ARMSTRONG P.B. 409 9 valve A.M./F.M. radiogram chassis, 28 gns.
A10 amp. and control unit, £29/10/-. Tape pre-amp., £12/10/-.
A10 amp. and control unit, £29/10/-. Tape pre-amp., £12/10/-.

CHAPMAN F.M. 85 A.M./F.M. tuner unit, 24 gns.; or self-powered,
28 gns. F.M. 81 Mark 2 long range tuner, 21 gns. De Luxe S5/F.M.
tuner, 32½ gns.; or self-powered, 36½ gns.

LOWTHER F.M. Mark 2 tuner, £30/15/7. LL10 10 watt amp. and control
unit, £37/10/-. LL16 16 watt amp. with master control for direct
tape playback, £64. T.P.I. corner reproducer, £96.

BURNE-JONES New three speaker reproducer, 24 gns. less speakers.
Super 90 pick-up arm, £16/6/5.

CONNOISSEUR Three-speed transcription motor, £28/11/-. Mark 2
P.U. with one diamond head, £12/15/6. Spare sapphire heads,
£4/19/11.

SPECIAL OFFERS

Quad 1 amp. and control unit,
£18/10/-.

R.D. Senior amp. and pre-amp.,
£25.

Portable Leak TL12 with Vari-
slope and player with Collaro
2010 and Decca H diamond
head B.J. arm, £50.

Lowther F.M. tuner with A.F.C.
and tune check, £22/10/-.

Lowther PWI/PM2 corner horn,
£37/10/-.

Garrard R.C. 80M with 2 Decca
heads, £15.

Ferranti diamond P.U. with trans-
former, £15.

Grundig T.K.5 tape recorder
with mike, £40.

*Part Exchange is our
Speciality*

*Easy Payments with One Fifth
Deposit*

Our Mail Service is Superb

93-94 FLEET STREET, LONDON, E.C.4

Phone: *FL*Et St. 9391/2




BRITISH DESIGNED MICROSWITCHES

are in step with modern developments,
using a specially designed free-hinge
movement giving repeatability of switch-
ing at exactly the same point of actuator
travel. Please write for full details of the
complete Pye range of microswitches.

Two recent additions to the extensive Pye
range:—

PYE LTD SWITCH DIVISION



TYPE 400 PM
Fine limit multi-contact
microswitch.

TYPE 427
Protruding lever
microswitch.




OTEHALL WORKS, BURGESS HILL, SUSSEX

TEL.: BURGESS HILL 3174

have you a DC 'bug-bear'?

No longer need D.C. current be a 'bug-bear'. The Felgate ELECTRONIC INVERTER will transform 200/250 volt D.C. current to operate almost any A.C. apparatus needing a power of between 25 and 78 watts. The instrument consists of a hard valve push-pull power amplifier driven by a separate oscillator; there are no moving parts. It is silent in operation and its frequency is very stable. Measuring 9½" x 6½" x 5½" it can be fixed inside a large instrument such as a radiogram, with control switch on the dial. PRICE £12. (no P.T.)



FELGATE

electronic inverter

See your dealer today. If any difficulty write to:

FELGATE RADIO LTD. FELGATE HOUSE, STUDLAND STREET, HAMMERSMITH, W.6.

20



A SPARK OF GENIUS!

I.C.S. training supplies the spark you need to further your career. The Courses I.C.S. offer are practical and up to date, they recognise the present emphasis on Frequency Modulation, and they can help you attain one of the many well-paid posts that exist today in the radio world. Prepare yourself now, at home and in your own time, with the expert help of I.C.S. tutors.

The cost of an I.C.S. Course is moderate and includes all books.

Among the I.C.S. Courses available are:

- FREQUENCY MODULATION ENGINEERING
- T/V ENGINEERING
- RADIO SERVICING
- RADIO ENGINEERING
- RADAR ENGINEERING

Basic Electronics • Industrial Electronics
Electronic Engineering.

Complete the coupon below and post it to us today for further details of the Course which interests you. Write to: Dept. 223E, I.C.S., 71 Kingsway, W.C.2

INTERNATIONAL CORRESPONDENCE SCHOOLS
Dept. 223E, International Buildings, Kingsway, London, W.C.2

Please send FREE book on Age.....

Name.....
(Block letters please)

Address.....

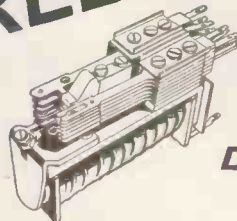
12.56

INTERNATIONAL CORRESPONDENCE SCHOOLS

RELAYS


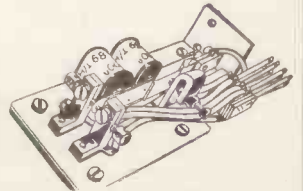
P.O. TYPES
MANUFACTURED
TO YOUR
SPECIFICATION

PROMPT
DELIVERY



3000 TYPES

COILS standard or special
up to 80,000Ω.
CONTACTS up to 8 c/o's.
600 an I HIGH-SPEED
TYPES also supplied.



LARGE
STOCKS
OF
KEYSWITCHES

THE KEYSWITCH CO.
ALL POST OFFICE EQUIPMENT
Enquiries to Sales Manager
126 KENSAL ROAD, LONDON, W.10
Telephone: LAD. 0666, 4640 Grams: 'Fonequipt', London, W.10



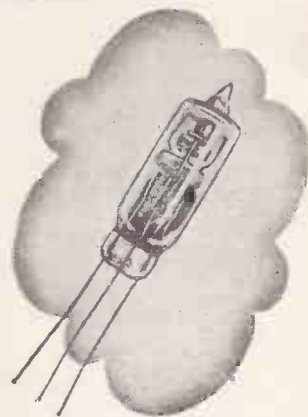
YOU CAN COUNT ON COLD CATHODE TUBES

Hivac

Continuing development in the field of cold cathode tubes has brought a new

COLD CATHODE TRIODE XC18

This electrically reliable and mechanically robust tube is contained in a 10mm round bulb, 34 mms in length $V_{sa} \leq 210V$: $V_{ma} \approx 73V$: $V_{st} \approx 68V$.



ACTUAL SIZE

DATA SHEET ON REQUEST

Perfection in *miniature*

Hivac Limited

Telephone: Ruislip 3366

Cables: HIVAC, RUISLIP

STONEFIELD WAY, VICTORIA ROAD, SOUTH RUISLIP, MIDDLESEX

Train for a wonderful future in ELECTRONICS

TRAIN WITH E.M.I.

to meet the need for experts in this expanding field.

Every day the demand for the expert in electronics grows. Radio, television, radar and the whole field of industrial automation are rapidly expanding and the trained specialist assures for himself a well-paid career in this quickly developing profession. Here is your opportunity to enter for:—

1 YEAR COURSE Full-time day course in the Principles and Practice of Radio and Television. Mainly designed for the training of Radio and Television Servicing Engineers. Next courses commence in May and September, 1957.

3 YEAR COURSE TELECOMMUNICATIONS—Entrance standard G.C.E. Ordinary level or equivalent. This course trains Assistant Development Engineers to City and Guilds' Full Technological Certificate level. Opportunities for practical attachments to E.M.I. Laboratories and Workshops are provided. Next course commences in September, 1957.


4 YEAR COURSE ELECTRONIC ENGINEERING—intended for good Science sixth-formers who are capable of training into future team leaders in scientific applications. Final qualifications are B.Sc. and City and Guilds' Full Technological Certificate in Telecommunications Engineering. This course is recognised by the Institution of Electrical Engineers. The 1957 course commences in October.

THE E.M.I. COLLEGE OF ELECTRONICS

Dept. 127, 10 Pembridge Square, London, W.2. Telephone: BAYswater 5131/2

The College associated with a world-wide electronics industry, including "His Master's Voice", Marconiophone, Columbia, etc. LA30





The New AMBASSADOR

*Viscount
Series*

Table Radiogramophone

This is Britain's finest Export Radiogramophone—far away ahead in appearance, technical design and performance. Long range with R.F. stage. Electrical Bandsreading. Twelve and a half inches of scale length to each separate bass and treble controls. A.C. operation only. Model—TRG. 7856.

* Features that SELL...
Garrard multi-speed record changer.
High Fidelity sound system.

Most realistic sound on record

The choice of quality minded people

AMBASSADOR RADIO & TELEVISION LIMITED. PRINCESS WORKS BRIGHOUSE, YORKSHIRE ENGLAND.

ARIEL SOUND LTD.

wish to announce that their metal-working division is now able to accept orders for

PRECISION METAL - WORK

in sheet, angle and turning.

Enquiries for production of any quantity (including one-offs and prototypes) will receive careful and individual attention.

57, Lancaster Mews, London, W.2

Tel. PADdington 5092

EXECUTIVES REQUIRE CRISP, CONCISE REPORTS—DICTATE THOSE DETAILS IN YOUR CAR! VALRADIO DC/AC CONVERTERS MAKE DICTATING MACHINES AND TAPE RECORDERS MOBILE



For use too with Record Changers, Radiograms, Electric Gramophones, Television Receivers, and T.V. from country house lighting plants (Prices according to instrument.)

INPUTS . ENTREES . ENTRADAS
6, 12, 24, 32, 50, 110 or 200/250 v.
OUTPUTS . SORTIES . SALIDAS
110 v. or 230 v. AC, 60 or 60 c/s., 30 to 300 w.

Prices DC/AC Converters:
From £8.16.0—for Small Motors
From £11.16.0—for Radiograms (including 3-speed Types).

Units complete and ready for use. **VALRADIO.** Write for descriptive folder, WW/C. ACCEPTED AS THE STANDARD by RADIO MANUFACTURERS, the Trade and the Aircraft Industry.

Les rapports destinés aux chefs de service doivent être rédigés d'une façon bien concise—ditez-les donc dans votre voiture!
Les convertisseurs C.C./C.A. "VALRADIO" consentent la mobilité aux machines à dicter et aux enregistreurs sur bandes.
Ils peuvent également être utilisés pour changeurs de disques, appareils combinés, électrophones, téléviseurs, etc., partant d'installations d'électricité particulières.

Las relaciones destinadas a los jefes tienen que redactarse de modo muy conciso—dictenlas en el coche!
Los inversores C.C./C.A. "VALRADIO" les prestan movilidad a las máquinas de dictar y a los grabadores de cinta.
También pueden utilizarse para cambiadores de discos radio-combinados, gramófonos eléctricos, aparatos de televisión etc., aprovechando las instalaciones eléctricas privadas.

Specialists in converters since 1937. **VALRADIO LIMITED.**
BROWELLS LANE . FELTHAM . MIDDX. . Phone: Feltham 4242/4837
OVERSEAS ENQUIRIES TO: DEMANDES D'OUTRE-MER A:—
TODA INFORMACION DE EXPORTACION HA DE PEDIRSE A:—
E.M.I. SUPPLIERS LTD. . HAYES . MIDDLESEX . ENGLAND.

TYPE O.100 OSCILLOSCOPE

SEE FURZEHILL FIRST!

for Scopes, Valve voltmeters,
Generators, Inductance Bridges etc.



NOTABLE FURZEHILL "FIRSTS"

- The first DC coupled scopes
- The first 10 megacycle millivoltmeter
- The first sub-audio to supersonic generator.



TYPE V200 VOLTMETER

Furzehill Laboratories Ltd.

CLARENDON ROAD, WATFORD, HERTS.
TELEPHONE : GADEBROOK 4686

The EDDYSTONE '820'

HAS SUCH EXCELLENT EFFICIENCY AND STABILITY IT CAN BE USED SUCCESSFULLY IN MANY BADLY SCREENED OR EXTREME FRINGE RECEPTION AREAS.

V.H.F.

F.M. Radio Unit

SPECIALLY DESIGNED TO PRECEDE HIGH FIDELITY EQUIPMENT

Built by Britain's leading manufacturers of V.H.F. communications equipment and of superb construction and workmanship. The fully tuned pre-amplifier, separate limiter, and Foster Seeley discriminator combine to ensure the highest performance.


Self-powered, easy to mount and instal, the "820" adequately meets the needs of the enthusiastic and discriminating music lover.

List Price £39 18s. (including Purchase Tax)

Please write for fully descriptive brochure





STRATTON & CO LTD · BIRMINGHAM 31



You'll do better

SAFETY FIRST! Build these PREMIER Televisors



... which give complete safety to the constructor

These Televisors use a double wound mains transformer which gives you complete safety from contact with the mains supply when handling the chassis or controls.

★ **B.B.C. & I.T.A. DESIGN No.1 with NEW TURRET TUNER**
MAY BE BUILT FOR £33-7-11 PLUS COST OF C. R. T.

★ **B.B.C. (ALL CHANNELS) DESIGN No.2**
MAY BE BUILT FOR £27-9-4 PLUS COST OF C. R. T.

BUILD IN 5 EASY STAGES. FULL CONSTRUCTION DETAILS AVAILABLE. INSTRUCTION BOOK 3/6 POST FREE INCLUDES BOTH DESIGNS.


CONSOLE CABINETS with full length doors for 14in., 16in. and 17in. tubes PRICE £14/14/-. H.P. Terms: Deposit £7/7/6 and 9 monthly payments of 18/6. CONSOLE CABINETS. Half door, previously advertised, still available at £12/12/-. H.P. Terms: Deposit £6/6/- and 8 monthly payments of 18/3.

On above cabinets add 21/- for pkg. and carr.

The NEW "PREMIER" TAPE RECORDER

- ★ Case finished in Brown and Antique Fawn. Size 16in. x 12½in. x 7½in., with the very latest type continental gilt fittings. For A.C. mains 200-250 volts 50 cycles.
- ★ Two speeds 7½ and 3½in. per sec., playing time of 1 hour and 2 hours.
- ★ Standard 7in. reels 1,200ft.
- ★ Drop-in tape loading.
- ★ Positive brakes, no tape "spilling" after braking.
- ★ Fast rewind forward or reverse without removing tape.
- ★ One knob for deck operation.
- ★ Amplifier may be used for gramophone or microphone purposes giving high-quality reproduction.
- ★ Superb reproduction of pre-recorded tapes.
- ★ Microphone compartment.
- ★ Complete with reel of Scotch Boy Tape (1,200ft.), and spare reel.
- ★ Acos type 33-2 microphone with on/off switch.
- ★ Latest type Lane Mark 6 Tape Deck.
- ★ Dual input channels providing mixing facilities.
- ★ Detachable lid and control cover.
- ★ Control panel finished in matching colours with the tape deck.
- ★ Elliptical speaker of the latest type 7in. x 4in.
- ★ Magic eye recording level indicator.

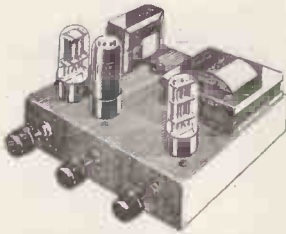
£5 DEPOSIT & 8 MONTHLY
PAYMENTS OF £4.18.6 or
CASH PRICE £40 plus 21/- pkg. & carr.



H.P. Terms: Deposit £20 & 12 monthly payments of £1.17.1.

PREMIER RADIO COMPANY,

with PREMIER



4 WATT AMPLIFIER

MAY BE BUILT FOR **£4. 10. 0** Plus 2/6 Pkg. & Postage
Instruction Book 1/- post free.

A steel case is now available, complete with engraved panel, for 15/6 extra. The amplifier may be supplied complete for £5/5/- plus pkg. and post 3/6, or fitted in case at £6 plus pkg. and post 3/6. Engraved panel 3/6. Post Free.



2-BAND TRF RECEIVER MAY BE BUILT FOR £5.15.0

plus pkg. & post 3/-

3 BAND SUPERHET RECEIVER

MAY BE BUILT FOR **£7. 19. 6** Plus 3/- Pkg. & Postage

These two receivers use the latest type circuitry and are fitted into attractive cabinets 12in. x 6 1/2in. x 5 1/2in. in either walnut or ivory bakelite or wood. Individual instruction books 1/- each, post free.



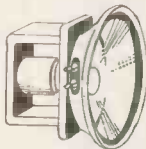
T.S.L. LORFNZ SOUND SYSTEM

Consists of a 12in. Unit and two LPH85 Treble Units. Co-axially placed to give the widest listening angle. Bass and treble Units have magnetic systems of the highest efficiency each magnet having a flux density of 17,000 gauss. This Speaker system gives a level response from 20 to 20,000 cycles. Leaflet available giving full details Price £14/19/6. H.P. Terms available. Postage and packing 7/6 extra.

Cross-over Unit designed for the LP 312-2 £2/2/- plus p. & p 1/6.

SINGLE TREBLE UNITS available separately at 39/6 each plus packing and postage 1/- extra. Improve your existing Speaker system with this Unit giving an output of 2 1/2c to 20 kc ± 1 db.

A range of High Fidelity Amplifiers, Speakers and Record Players the following makes in stock:—Leak, E.A.R., Rogers, Goodmans, Wharfedale, W.B. Stentorian, Lorenz, B.S.E., Collaro Garrard Lenco, Connorscux. We shall be only too please to demonstrate any of the above equipment.



THE NEW "WHARFEDALE" SFB/3

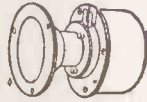
3-SPEAKER SYSTEM



Consists of Speakers W12CS, Bronze 10CSB, Super 3HF and a special Crossover Unit fitted into a very attractive Cabinet, size 34in. x 31in. x 12in. Weight 60 lb. Cash £37/10/-, Credit

deposit £4/14/- and 8 monthly payments of £4/12/3, or H.P. deposit £18/15/- and 12 monthly payments of £1/14/9. Packing and carriage 21/-.

New GOODMAN TREBLE UNIT THE TREBAX



At £5/9/3 is a high efficiency pressure driven reproducer covering 2,500 c.p.s. to 16 kc/s. It makes an excellent 2-speaker system when used with the Axiom

150 Mark II at £10/15/9. A special Crossover Unit type X05000 is available at £1/19/-. The complete system £18/4/- cash. Credit terms deposit £2/5/6 and 8 monthly payments of £2/4/10, or H.P. Terms deposit £9/2/- and 9 monthly payments of £1/2/6. Packing and carriage 7/6.



THE NEW TSL FM TUNER HIGH STABILITY MODEL


6 Valves including Magic Eye and Power Supply using the latest type Gorler permeability Unit complete with first audio stage and preset output volume control. Maximum radiation less than 10 microvolts per metre. Sensitivity better than .5 microvolts. Cash price £17/10/- (inclusive) or on H.P. terms, deposit £8/15/- and 9 monthly payments of £1/1/8. Credit terms deposit £2/3/9 and 8 monthly payments of £2/3/4. Postage and packing 5/- extra.

Why not make the best!



MULLARD AMPLIFIER KIT

NOW SUPPLIED WITH ULTRALINEAR OUTPUT TRANSFORMER. All the components for model 510, PLUS pre-amplifier on one chassis (total six valves) chassis gold hammer finished. May be purchased for £12/12/- plus pkg. & post 7/6, or pre-amplifier and tone control in a separate unit £14/14/- plus pkg. and post 7/6.



ALL DRY BATTERY PORTABLE RADIO RECEIVER

MAY BE BUILT FOR **£7. 8. 0** Plus 3/- Pkg. & Postage

4 Miniature valves in a superhet circuit covering medium and long waves, Belexine-covered cabinets 11 1/2in. x 10in. x 5 1/2in., in two contrasting colours, case with grey panel. Instruction book 1/6 post free, which includes full constructional details and list of priced components.

WILLIAMSON AMPLIFIER

MAY BE BUILT FOR **£15. 15. 0** Plus 7/6 Pkg. & Postage

Supplied completely wired and tested for £20, or available on H.P. or Credit terms, postage and packing 10/-.

PRE-AMPLIFIER & TONE CONTROL UNIT

Available completely constructed, £5/5/- 2/6 packing and postage.

SPECIAL OFFER—Limited Quantity.

The Imperial AM/FM Radiogram Chassis

CASH

£16. 19. 6


or H.P. Terms—£8/9/9 deposit and 8 monthly payments of £1/3/9. Credit Terms £2/2/6 deposit and 8 monthly payments of £2/2/2. Packing and carriage charge in each case 7/6. This latest type Chassis is made by a leading Continental Manufacturer, it has 5 valves plus a Metal Rectifier, piano type push buttons for long, medium, F.M. and Gram, separate tuning on F.M. and A.M. Output 4 watts. Dial size 12in. x 2 1/2in., overall size 13in. long, 7 1/2in. deep and 7 1/2in. high.

SPECIAL OFFER! GOODMAN'S AUDIOM 50 £4/17/6 plus pkg. & post 5/-.

AM/FM RADIOGRAM CHASSIS

The latest "Dulci" Model H.4

7 Valves (including Magic Eye), Ferrite Ro1 Aerials on medium and long "Gorler" permeability Unit on F.M. A.C. mains 200/250 volts. Cash price £27/13 or on H.P. or Credit Terms. Plus packing and carriage 7/6 extra



AM/FM TUNER CHASSIS

DULCI MODEL H4T (Self Powered)

4 Wavebands, V.H.F. Short, Med., Long. "GORLER" F.M. Unit. Preset output Volume Control. Cash Price £20/17/- or on Hire purchase or credit terms. Plus packing and postage 5/- extra.

PREMIER RADIO COMPANY

PORTABLE TAPE RECORDER CABINETS

All Rexine Covered			
Tape Deck	Amplifier	Type	Price
Lane Mk. VI	Premier	Mi. VI	£4 19 6
Lane Mk. VI	Premier	de Luxe	£4 19 6
Truvox Mk. III	Truvox C	T.D.3	£4 4 0

Plus Postage and Packing 5/-.

ILLUSTRATED LIST AVAILABLE GIVING FULL DETAILS OF BUREAU TYPE CABINETS

BARGAIN OFFER

LATEST TYPE RUBBER ESCUTCHEON SUITABLE FOR 17in. RECTANGULAR TUBES AT A SPECIAL PRICE OF 10/- PLUS PACKING AND POST 1/6

THE NEW COLLARO TAPE TRANSCRPTER

SPEEDS 3 1/2, 7 1/2 & 15 inches per second £20 plus pkg. post 7/6

We carry a comprehensive stock of components by all leading manufacturers.

CABINETS - PORTABLE

- MODEL PC/2**
Grey Lizard Rexine covered..... 45/-
Overall dimensions 15in. x 15in. x 6in. Clearance under lid when closed 3in.
- MODEL PC/2 DE LUXE**
Two colours, wine and grey, with cutout for speaker and amplifier..... 55/6
Dimensions as above.
- MODEL PC/3**
Grey Lizard Rexine covered..... £9/6
Overall dimensions 16 1/2in. x 14 1/2in. x 10 1/2in. Clearance under lid when closed 6in.
- MODEL PC/3 DE LUXE**
As above but with cutouts for Speaker and Amplifier 78/6
Dimensions as above.
- THE ABOVE CABINETS ARE COMPLETE WITH CARRYING HANDLE, FASTENERS AND PANEL.
Packing and Postage 3/- each.

A RANGE OF BAND 3 AND F.M. AERIALS IS NOW AVAILABLE

- Air spaced co-axial wire, 1/9 per yard.
- Teletron Ferrite Rod Aerials. Medium Wave 8/9. Medium Long Wave 12/9.

PREMIER VARIABLE IMPEDANCE "MATCHMAKER" M.O.15 OUTPUT TRANSFORMERS

Designed to meet the demand for an efficient variable ratio Output Transformer, 11 ratios from 13:1 to 80:1, all centre tapped and can be used to match any output tubes either single or push-pull. Class "A", "AB1", "AB2" or "B" to any low impedance speech coil or combination thereof. Primary Inductance 50 henries 15 watts audio 100 mA. Price 45/-.

PREMIER MAINS TRANSFORMERS


- All primaries are tapped for 200-230-250 v. mains 40-100 cycles. All primaries are screened.
- SP175B. 175-0-175, 50 mA., 4 v. @ 1 a., 4 v. @ 2-3 a. 15/-
 - SP350A. 350-0-350, 100 mA., 5 v. @ 2-3 a., 6.3 v. @ 2-3 a. 21/-
 - SP351A. 350-0-350, 150 mA., 4 v. @ 2-3 a., 4 v. @ 2-3 a., 4 v. @ 1-2 a., 4 v. @ 1-2 a. 30/-
 - SP352. 350-0-350 150 mA., 5 v. @ 2-3 a., 6.3 v. @ 2-3 a., 6.3 v. @ 2-3 a. 30/-
 - SP425A. 425-0-425, 200 mA 6.3 v. @ 2-3 a., 6.3 v. @ 3-8 a., 5 v. @ 2-5 a. 52/6
 - 250-0-250, 80 mA. 6.3 v. @ 4 a., 5 v. @ 2 a. 22/6
 - 350-0-350, 80 mA. 6.3 v. @ 4 a., 5 v. @ 2 a. 22/6
 - 200-230-250 output 2 v. -30 v. @ 2 a. 17/6

PUSH-PULL OUTPUT TRANSFORMERS. 2x6V6 into 2/3 ohms, 5/6 post free

BATTERY CHARGERS

200-250 v. A.C. Will charge 2 v. 6 v. and 12 v. Car Battery at 1 amp. Housed in strong metal casing. Finished in Green hammered enamel. Size 6in. long, 3 1/2in. wide, 3 1/2in. high. Guaranteed 12 mths. The above unit is manufactured by PREMIER.

35/6.
Plus 2/6 P. & P.




MAKE YOUR OWN ROD AERIAL

Ferrite rod 6in. x 5/16in. complete with descriptive constructional details. These aerial rods are suitable for medium and long wave reception. Price 5/3. post free.

THE JASON "ARGONAUT" MW/FM DESIGN

All Premier Components are designer approved



The very latest FM Receiver design PLUS a medium waveband, as described in "The Radio Constructor." ALL components to build the complete Receiver, including output stage, may be purchased for £15/5/-, or all components less output stage but including Power Supply, for £13/19/6, plus packing and postage 3/6 on each. The chassis, front plate, dial flywheel drive assembly special tuning condenser and wavechange switch (which includes main switch) supplied completely assembled. This is also available separately at £4/4/- plus packing and postage 2/6.

SEND 2 1/2d. STAMP FOR OUR NEW STOCK LIST

COMPACT GRAM AMPLIFIER


Complete, ready to connect to any Type of Pick up and Speaker (3 ohms) A.C. Mains 200/250 volts. Volume and tone control fitted with knobs. Overall size 7 1/2in. long x 3 1/2in. wide x 2 1/2in. high.
£2. 19. 6
Plus packing and postage 2/6



COLLARO A.C.3/554

3 speed single player with Studio "O" head. A.C. Main, 200/250 volts 50 c/s. Suitable for record speeds of 33 1/3 and 78 r.p.m.

Special offer £6.10.0
Car. & Pkg. 5/-



A LARGE RANGE OF TEST METERS IN STOCK

PREMIER PERSONAL PAYMENTS PLAN	CASH PRICE	CREDIT TERMS			H.P. TERMS	
		DEPOSIT	MONTHLY PAYMENTS	DEPOSIT	MONTHLY PAYMENTS	
Premier Bureau Cabinet.....	£ s. d. 12 12 0	£ s. d. 1 12 0	£ s. d. (8) 1 12 6	£ s. d. 6 6 0	£ s. d. (8) 18 3	
Premier Bureau de Luxe Cabinet.....	17 6 8	2 3 4	(8) 2 2 10	8 13 0	(12) 16 1	
Rogers Amplifier and Pre-amp.....	26 0 0	3 4 6	(8) 3 4 0	13 1 3	(12) 1 4 0	
Mullard EAB/5/10.....	18 18 0	2 7 3	(8) 2 6 6	9 9 3	(8) 1 6 3	
Mullard EAB/6/10P.....	24 3 0	3 0 6	(8) 2 19 5	12 2 0	(12) 1 2 4	
Leak TL10.....	28 7 0	3 11 0	(8) 3 9 9	14 3 0	(12) 1 6 4	
Garrard Transcription Type 301 less P/U.....	26 8 3	3 6 0	(8) 3 5 0	13 4 0	(12) 1 4 6	
Garrard Transcription Type TA/AC Unit.....	11 6 7	1 8 7	(8) 1 8 6	5 12 7	(6) 1 2 4	
Garrard Transcription Type TA/AC/DC Unit.....	19 10 5	2 9 2	(8) 2 8 0	9 15 0	(10) 1 1 9	
Garrard Changer Type RC90M AC/DC.....	26 3 5	3 5 5	(8) 2 10 1	13 1 9	(12) 1 4 3	
Garrard Changer Type RC90H AC.....	19 17 7	2 9 1	(8) 2 9 0	9 19 4	(9) 1 4 6	
Lenco-Transcription Unit Model F50-8 complete with P/U.....	21 16 2	2 14 6	(8) 2 13 3	10 18 8	(12) 1 0 2	
Goodmans Axiom 102 Speaker.....	10 7 9	1 5 0	(8) 1 6 6	5 3 9	(6) 1 0 8	
Goodmans Axiom 150 MK. 1.....	10 15 9	1 7 1	(8) 1 7 4	5 7 9	(6) 1 1 4	
Goodmans Axiom 22 Mk. 2.....	15 9 0	1 10 0	(8) 1 1 8	7 14 4	(8) 1 1 10	

T.S.L. ELECTROSTATIC SPEAKERS

- Type LSH75 Price 12/6
- Type LSH100 Price 21/-
- Type LSH518 Price 17/6

LATEST B.S.R. MONARCH 4-SPEED AUTOCHANGER

Designed to play 12in., 10in. and 7in. Records in any order at 16, 33 1/3, 45 or 78 r.p.m. Capacity 30 Records. New reversible Dual Stylus Crystal Pick-up, for use on 100/250 v. 50 cycle A.C. mains. £8/15/- plus packing and postage 5/-. Deposit 21/8 and 8 monthly payments of 22/11.



B.S.R. TUS 3 speed Record Player £4/12/6 plus 2/6 post and packing.



LATEST TYPE 3-SPEED SINGLE PLAYER

By famous manufacturer with crystal turnover head, for use on 100-250 v. 50 cycle A.C. mains £6/18/6. Plus pkg. and carr. 5/-.



LOUDSPEAKERS

- ELAC ELLIPTICAL 7in. x 4in. 21/10
- FLESSEY 12in. 37/6
- ELAC-8in. dia. Moving Coil 3 ohms imp. 21/-
- FLESSEY 8in. dia. Mains Energised, 3 ohms imp. (600 ohms field) with Pentode Transformer 12/6
- FLESSEY-8in. dia. Mains Energised, 3 ohms imp. (600 ohms field) 10/6
- FLESSEY-10in. dia. Moving Coil, 3 ohms imp. 23/6
- GOODMANS-Axiom 60 £9/2/9
Plus 5/- packing and carriage.
- GOODMANS-Axiom 150 £10 15 9
Plus 5/- packing and carriage.

TUNING CONDENSERS (SMALL TYPE)

2-gang .0005 mfd. with trimmers, 5/-.

METER RECTIFIERS

Miniature type with leads 1-5 mA. 5/- post paid.

WEYMOUTH MINIATURE COIL PACK

Covering Med./Long/Short Wave Bands. Iron Cored Coils. Dimens: Ht 1 1/2", length 3 1/2", width 2 1/2"
Price 28/6

TERMS OF BUSINESS:

Cash with order or C.O.D. over £1. Please add 1/- for Post Orders under 10/-, 1/6 under 40/-, unless otherwise stated.

ALL GOODS OFFERED ARE NEW AND UNUSED



PREMIER BUREAU DE LUXE

A superb cabinet in finely figured walnut veneer. Interior light sycamore, with matching lining. Overall dimensions 33in. high, 34in. long, 17in. deep. Uncut control panel on

right hand side approximately 16in. x 10in., uncut baseboard on left hand side 16in. long, 13in. deep. Two full size felt-lined storage cupboards in the lower part of the cabinet.

Cash price 16 1/2 gns. H.P. Terms, deposit £8/13/6 and 12 monthly payments of 16/3. Credit Terms, deposit £22/2/10 and 8 monthly payments of £2/2/10. Packing and Carriage 25/- extra.

THE WOLSEY BAND III CONVERTER



This Converter has been designed to receive alternative programmes on Band 3 Channels 6 to 13, selection of Channel being made by rotation of Switch Knob. Mains supply 200/250 v. A.C. only. The high gain of this Converter (minimum 20dB) together with low noise factor ensures good picture quality. A variable gain control makes it possible to balance a Band 1 and Band 3 signal inputs to the receiver. Any single channel Receiver of either T.R.F. or Superhet design may be fed from the Converter. Separate input sockets are provided for Band 1 and Band 3 inputs. Cash price £9/19/6. Credit Terms deposit £1/5/6 and 8 monthly payments of £1/5/6. IMPORTANT, please state your Band 1 station. Packing and Postage 3/- extra.

gain of this Converter (minimum 20dB) together with low noise factor ensures good picture quality. A variable gain control makes it possible to balance a Band 1 and Band 3 signal inputs to the receiver. Any single channel Receiver of either T.R.F. or Superhet design may be fed from the Converter. Separate input sockets are provided for Band 1 and Band 3 inputs. Cash price £9/19/6. Credit Terms deposit £1/5/6 and 8 monthly payments of £1/5/6. IMPORTANT, please state your Band 1 station. Packing and Postage 3/- extra.

IS THERE A BABY IN THE HOUSE?



The famous Premier Baby Alarm which is a device to enable Baby's cries, or even breathing, to be heard in any selected room in the house. May be left permanently connected Extra Microphones in different rooms may be used. The microphone may be positioned up to 100ft. from the main unit. Suitable flexible lead can be supplied at 5d. per yard extra.

Completely wired 90/- and tested at 90/- Plus 2/6 post and pke.

Serial No 2704
SPRING 1956
GOOD HOUSING INSTITUTION
GENERAL MANAGERS
RIPON & BROTHERS (LONDON) LTD
100, 101 & 102, COVENTRY STREET, W.1

JUNCTION TRANSISTORS 10/- EACH




BUREAU CABINET

A well designed medium size cabinet in highly figured walnut veneer. overall dimensions 29in. long, 32in. high 16in. deep. Control panel on right hand side, approximately 13 1/2in. x 13in. Removable baseboard on left hand side approximately 13 1/2in. x 13in. Large record compartment inside cabinet at the top on left hand side.

Cash price 12 gns. H.P. Terms deposit £6/6/- and 8 monthly payments of 18/3. Credit Terms deposit £1/12/- and 8 monthly payments of £1/12/6.

Packing and Carriage 20/- extra.

A NEW SPEAKER ENCLOSURE



A really elegant cabinet in well figured walnut veneer. Suitable for housing Goodmans Audiom and Axiom speakers. The baffle is cut to accommodate a TREBAX High Frequency Unit if required. A suitable cut-out is provided in the cabinet back to receive the Goodmans Acoustical Resistance Unit. Cabinet dimensions, overall 27in. high, 23in. wide, 20in. deep. Cash price £13/19/6 H.P. Terms deposit £8/19/9 and 8 monthly payments of 17/9. Credit Terms, deposit £1/15/6 and 8 monthly payments of £1/15/6.

Packing and Carriage 20/- extra.

GOODMANS ACOUSTICAL UNIT. Type 172ARU £2/15/6 postage and packing 1/6 extra.

PREMIER RADIO COMPANY

207 EDGWARE RD., LONDON, W.2

TELEPHONE : AMBASSADOR 4033 & PADDINGTON 3271



Day-to-day Diary - Formulae - Licence Regulations - VHF Symbols, etc.

WHAT are the frequency allocations for: Industrial, scientific and medical; Amateurs; Radiosonde; Surveillance Radar ?

HOW do you find the dynamic resistance of a tuned circuit ?

WHICH is the best method of fitting two or more television receivers to one aerial ?

WHEN should one apply for a licence to operate radio-controlled models ?



The answers to these and many other questions will be found in the WIRELESS WORLD DIARY. It contains an 80-page technical and general reference section and diary pages of a week to an opening. An invaluable companion for the radio man, designed to fit—and to suit—the pocket!

Inc. P.T.: Rexine 4s. 3d. (O'seas 3s. 6d.) Leather 6s. 0d. (O'seas 5s.)

From Stationers, Booksellers and Dealers


Published by T. J. & J. SMITH Ltd., in conjunction with

'WIRELESS WORLD,' DORSET HOUSE, STAMFORD STREET, LONDON, S.E.1

Wireless World Diary 1957 has all the answers!

FACTS


about the new *Avantic* **DL7-35**



This amplifier needs no "sales talk"—the specification speaks for itself

Announcing the *Avantic* **'GLYNDEBOURNE'**

The DL7-35 with wide range speaker system can be supplied in two superb cabinets finished in natural mahogany at £144.5.0. net. Provision is made for any of the following items which can be fitted as optional extras: 4-speed single or automatic record player; Avantic vhf-fm or mw-am/vhf-fm radio feeder unit; Avantic tape player. The Avantic loudspeaker system comprises a 12" diameter low frequency unit and two 2½" high frequency units. The frequency range of the system is 20—22,500 cps. and the peak power ratings are 40 watts (l.f.) and 10 watts (h.f.).



Please send me illustrated leaflets on the DL7-35 and 'Glyndebourne'; also the name of my nearest Avantic dealer.

NAME

ADDRESS

W.I

POWER AMPLIFIER

Push-pull distributed load output stage producing an output of 27 watts at $\pm 0.1\%$ total distortion.
 Frequency response: ± 1 dB / c/s. to 100 Kc/s.
 Damping factor: 50. Sensitivity: 255 mV. for 27 watts output.
 Hum & noise: —89 dB relative to 20 watts output.
 Output impedances: 4 Ω , 8 Ω & 16 Ω switch selected; automatic feedback adjustment. Built-in volume control and two audio input sockets.

PRE-AMPLIFIER CONTROL UNIT

Output: 200 mV. at 0.1% and 2.0V. at 0.2% total distortion.
 Intermodulation distortion: power & pre-amplifier combined: 1% for 20 watts output.
 Noise: —64 dB on radio or tape inputs; —53 to —56 dB on pick-up inputs.
 Radio power outlet: 6.3V, 2.5A., 440V 30 mA. Tape recorder outlet, 8-inputs: Tuner (2 levels) Pick-up (3 levels) Tape & Auxiliaries (2 levels).
 Controls: 8 position selector switch incorporating 5 record play-back characteristics.
 Loudness control providing compensation for low level reproduction of high level inputs in accordance with Fletcher-Munson loudness curves.
 Bass Control: —15 dB at 30 c/s. to +16 dB at 50 c/s.
 Treble control: —15 dB to +15 dB at 10 Kc/s.
 Low-pass filter: 3-positions: 20, 10 & 5 Kc/s. Slope: 12 dB/octave.
 Rumble filter: 40 c/s. turnover frequency. Slope: 12 dB/octave.
 Monitor/Record switch: 3 positions.
 Price: Power amplifier and pre-amplifier control unit complete £55.

Avantic

HIGH FIDELITY REPRODUCERS
MANUFACTURED BY

Beam-Echo Limited

Witham, Essex.

Telephone: Witham 3184. Telegrams: Parion, Witham

Wireless World

ELECTRONICS, RADIO, TELEVISION

Managing Editor: HUGH S. POCOCK, M.I.E.E.

Editor: H. F. SMITH

Assistant Editor: F. L. DEVEREUX, B.Sc.

DECEMBER 1956

In This Issue

Editorial Comment	569
Flat Tube for Colour TV	570
World of Wireless	573
F.M. Multi-Path Distortion	<i>M. G. Scroggie</i> 578
Design for a Car Radio	<i>S. W. Amos</i> 582
Short-Wave Conditions	584
Marine Radar Developments	585
Tropospheric Scatter Propagation	<i>J. A. Saxton</i> 587
Books Received	590
Reliability of Electronic Apparatus	<i>D. A. Bell</i> 591
Ferrites	594
I.T.A. Growth	597
Letters to the Editor	599
The Great Transistor Chaos—2	"Cathode Ray" 601
European Television	605
Transistor Super-Regenerative Circuits	<i>D. F. Page</i> 606
Audio-Frequency Response Measurements	<i>O. E. Dzierzynski</i> 610
Wave Propagation Symposium	614
December Meetings	615
Random Radiations	"Diallist" 616
Unbiased	"Free Grid" 618

VOLUME 62 No. 12
PRICE: TWO SHILLINGS
FORTY-SIXTH YEAR
OF PUBLICATION

PUBLISHED MONTHLY (4th Tuesday of preceding month) by ILIFFE & SONS LTD., Dorset House, Stamford Street, London, S.E.1.
Telephone: Waterloo 3333 (60 lines). Telegrams: "Ethaworld, Sedist, London." Annual Subscription: Home and Overseas, £1 12s. 6d.
U.S.A. and Canada \$5.00. BRANCH OFFICES: BIRMINGHAM: King Edward House, New Street, 2. Telephone: Midland 7191.
COVENTRY: 8-10, Corporation Street. Telephone: Coventry 5210. GLASGOW: 26B, Renfield Street, C.2. Telephone: Central 1265.
MANCHESTER: 260, Deansgate, 3. Telephone: Blackfriars 4412. OVERSEAS OFFICES: U.S.A.: 111, Broadway, New York, 6, N.Y. Telephone: Digby 9-1197. CANADA: 74, College Street Toronto, 2, Ontario. Telephone: Walnut 4-5631

A service for all who need complete data on Mullard valves, tubes and semiconductor devices



The Mullard Technical Handbook is a loose-leaf publication, issued on a subscription basis and containing data sheets on all Mullard valves, tubes and semiconductor devices in current production.

From one to twenty pages are devoted to each type, data including: standard ratings, recommended operating conditions and performance figures for various applications, limiting values, characteristic and performance curves. Subscribers receive supplementary or revised sheets automatically as they are issued and thereby have early intimation of new introductions.

At present the Handbook comprises four volumes with the following contents:—

Mullard

Mullard Limited, T.S.D., Data and Publications Section,
Mullard House, Torrington Place, London, W.C.1

VOLUMES 1 and 1A

Data on current Receiving and Amplifying Valves. Cathode Ray Tubes. Crystal Diodes and Transistors. Photocells. Cold Cathode Tubes. Small Thyatrons. Miscellaneous and Special Tubes.

VOLUME 2

Data on earlier type Receiving and Amplifying Valves and Cathode Ray Tubes still in limited production for the maintenance of existing equipment.

VOLUME 3

Data on Power Valves for Transmitting and Industrial Equipment. Power Rectifiers. Large Thyatrons. Microwave Devices.

For full details of this service, including subscription rates and application form, write to the address below.



BRIMAR *takes a flying lead!*

first in the field
with the complete

FLYING LEAD VALVE ASSEMBLIES

for **CHASSIS
MOUNTING**

BRIMAR are now able to offer a range of flying lead miniature B7G & B9A valves assembled on moulded bases suitable for chassis mounting and using the same fixing holes as the corresponding valveholders for plug-in valves. Two types of assembly are available: *unscreened*, with the valve mounted on a base only, or *screened* with a close fitting blackened metal can which provides electrical screening and conductive cooling of the envelope. Both these assemblies can be supplied with the bases moulded in nylon-loaded P.F., or in P.T.F.E. The nylon-loaded P.F. base has good electrical properties and is suitable for general use up to about 200 Mc/s, and the P.T.F.E. base, which is heat and moisture resistant with excellent electrical properties, may be used for all frequencies, under arduous conditions such as in situations of high humidity.

- Simplified and improved method for mounting wire-ended valves.
- Saves time in soldering.
- Eliminates contact resistance.
- No intermittent pin contact resistance troubles.

TO SPECIFY THE ASSEMBLIES

Replace the "F/" prefix on the flying lead valve code with one of the following prefixes:—

- FF—unscreened on P.T.F.E. base
- XF—unscreened on nylon-loaded P.F.
- SF—screened on P.T.F.E. base
- SX—screened on nylon-loaded P.F.


Thus an F/6064 in a screened, P.T.F.E. assembly would be specified as SF6064.



Standard Telephones and Cables Limited

Regd. Office: Connaught House, 63, Aldwych, London, W.C.2

FOOTSCRAY · SIDCUP · KENT · FOOTscray 3333




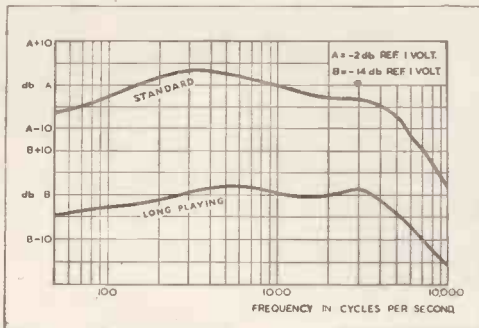
Acos G.P. 61 ceramic pick-up cartridges pass B.S.I. tropical test with flying colours

A batch of ACOS GP61 Ceramic Cartridges was recently tested by an independent user under the BSI Test No. BF 2011, Class 112, "Basic Climatic and Durability Test for radio and allied equipment." The result shown on the right speaks for itself. Further, the GP 61 has great mechanical robustness, smooth response, low harmonic and intermodulation distortion, high needle tip compliance, replaceable "X 500" styli and very good output.

16 HOURS

at 55°C (131°F)
and 95% humidity

Sensitivity	Shape of Response
-1db	No change

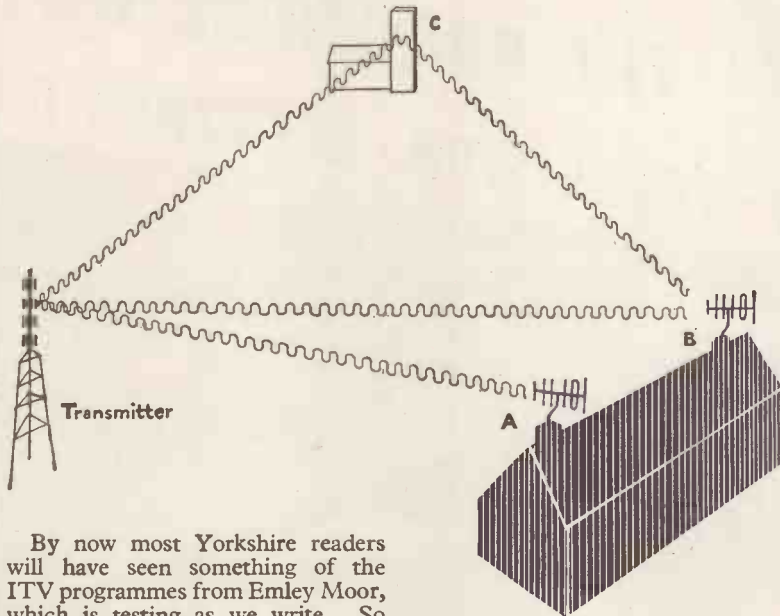


always well ahead

ACOS devices are protected by patents, patents applications and registered designs in Great Britain and abroad.

**THE ACOS G.P. 61 FITTED WITH
'X 500' STYLI IS
THE HIGH PERFORMANCE
CARTRIDGE FOR
MANUFACTURERS
WITH WORLD MARKETS**

"BELLING-LEE" NOTES



By now most Yorkshire readers will have seen something of the ITV programmes from Emley Moor, which is testing as we write. So far as we are concerned we shall be dismantling the small mast, prior to erecting it at Black Hill, near Kirk o' Shotts in Scotland. The concrete footings for it are waiting.

We believe that the coverage from Emley Moor will be beyond expectations. Our reasons for our feeling that way come from our experiences during a lecture tour earlier in the year. For example, in Hull we were able to show an almost perfect picture from the 1 kW test transmitter (one time G.9AED) which was 55 miles away.

In spite of this we feel that there will be extremes in both directions, very good long distance reception and appallingly bad reception in some locations within a few miles of the transmitter. But reception may be better than on band I, because the ITA engineers have tried to learn from past experiences.

However, there is bound to be serious trouble in some of the valleys. Results from Holme Moss in places like Sheffield are bad enough, but results from Emley Moor on the higher Band III frequencies must be expected, in certain cases, to be worse. Where these conditions exist we cannot place enough emphasis on the necessity for aerials with a fairly narrow polar diagram and a good front-to-back ratio. Broadside arrays will be necessary in many places if reception is to be of entertainment value.

Band III aerials are so much smaller that it is possible to use a broadside, where such an array on band I might be considered clumsy. It all depends on how badly you want ITV. In bad spots it is a waste of money to economise on the aerial. Don't buy an inadequate one.



L.906/8-10/9 Double three-element array.

PROBING THE ROOF

Another most important point to remember is that in ghost-ridden districts there may be a ghost in one position and no ghosts a few feet away. This is shown diagrammatically, where aerial B is in the path of a reflection from C, but aerial A is "in the clear." This is not just a theory, it is fact. We know that an aerial rigger doing a cheap job cannot spend a lot of time finding the most suitable location for the aerial, but in difficult locations the extra time is well worth paying for.

Advertisement of
BELLING & LEE LTD.
 Great Cambridge Rd., Enfield, Middx.
 Written 19th Oct., 1956

"BELLING-LEE" FUSE-LINKS




MINIATURE (GLASS)

L.562 ($\frac{5}{8}$ in. \times $\frac{1}{16}$ in.)

50mA to 7A

Designed to blow within $\frac{1}{2}$ second on 100% overload. The glass body is colour coded and the rating is coded on the nickel-plated caps.



"MAG-NICKEL" delay fuse (glass)

L.338 ($1\frac{1}{2}$ in. \times $\frac{1}{4}$ in.)

250,500 & 750mA colour coded

Conform to the dimensions and blowing requirements of our standard L.1055 and can withstand a surge current of 10 to 30 times their rated current for a period not exceeding 0.01 second.



"MINIFUSE" miniature (ceramic)

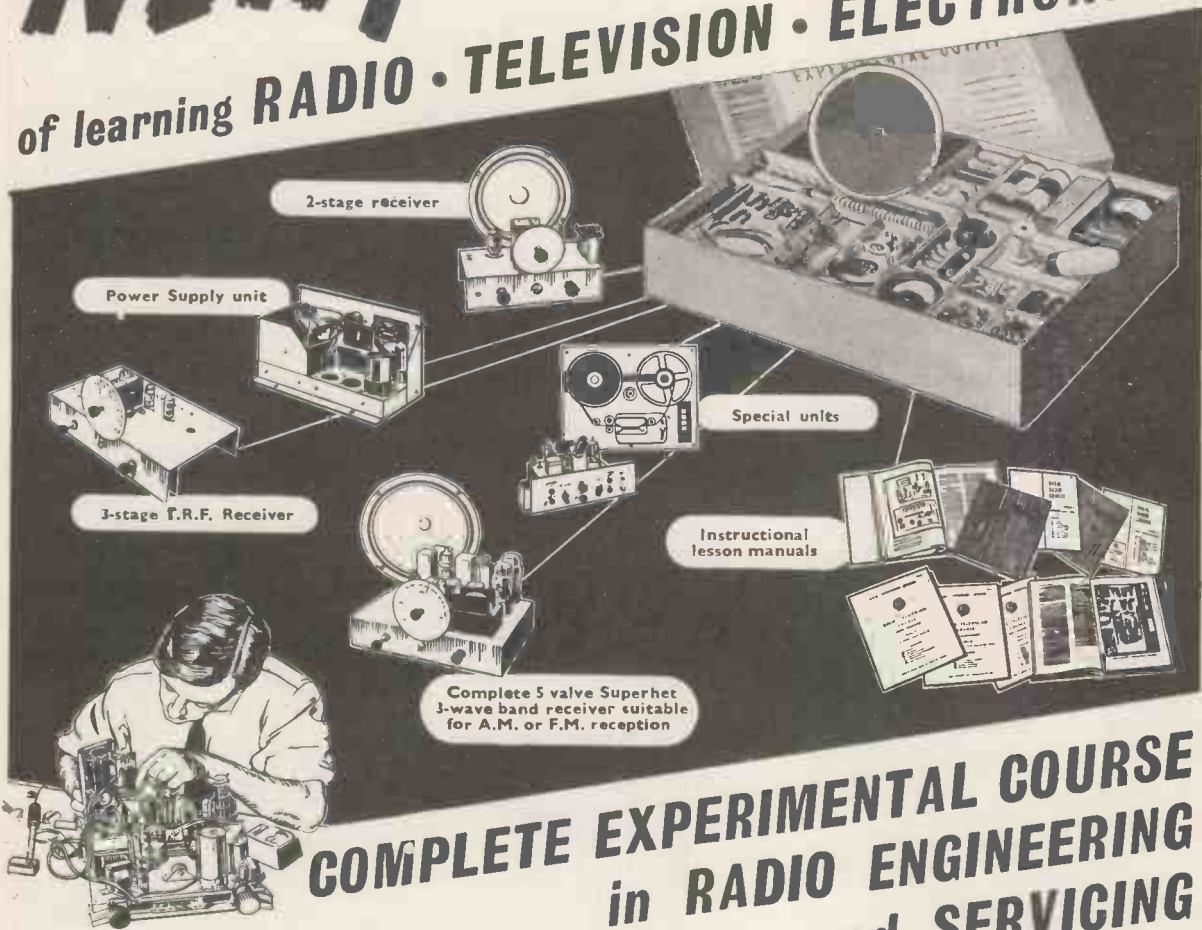
L.754 ($\frac{3}{8}$ in. \times $\frac{1}{16}$ in.)

10, 15 & 25mA

Primarily designed for the protection of small meters, test and laboratory gear, etc., "Minifuses" are designed to carry their rated current indefinitely and blow within 0.01 sec. at $3\frac{1}{2}$ times their rated current.

BELLING & LEE LTD
 GREAT CAMBRIDGE RD., ENFIELD, MIDDX., ENGLAND
 Telephone: Enfield 2322 Telegrams: Radiobel, Enfield.

NEW! THE PRACTICAL WAY of learning RADIO • TELEVISION • ELECTRONICS



COMPLETE EXPERIMENTAL COURSE in RADIO ENGINEERING and SERVICING

An entirely new series of courses designed to teach Radio, Television and Electronics more quickly and thoroughly than any other method. Specially prepared sets of radio parts are supplied and with these we teach you, in your own home, the working of fundamental electronic circuits and bring you easily to the point when you can construct and service radio receivers, etc.

Whether you are a student for an examination; starting a new hobby; intent upon a career in industry; or running your own business — these Practical Courses are ideal and may be yours at very moderate cost.

With these outfits, which you receive upon enrolment and which remain your property, you are instructed how to build basic Electronic Circuits (Amplifiers, Oscillators, Power Units, etc.) leading to designing, testing and servicing of complete Radio and Television Receivers.



NEW TELEVISION COURSE including a complete set of equipment dealing with the design, construction and servicing of a high quality television receiver.

Courses (with equipment) also available in many other engineering subjects.

COURSES FROM 15/- PER MONTH

EMI INSTITUTES

An educational organisation serving the E.M.I. Group of Companies which include "HIS MASTER'S VOICE," MARCONIPHONE, COLUMBIA, ETC.

To E.M.I. INSTITUTES,
Dept. 127X, Grove Park Road, London, W.4.
Please send me your FREE book on Practical Courses.

Subject(s) of interest _____

NAME _____

ADDRESS _____

DECEMBER/56

IC.68A

Model 1058 Single Beam Oscillograph



Designed for laboratory use, this new oscillograph provides a Y amplifier with a very useful frequency characteristic extending from d.c. to 6 Mc/s. The display is presented on a new post deflection accelerator tube at an amplitude of not less than 6 cm over the stated frequency band. The maximum sensitivity of the channel is 0.25 V/cm and calibration is effected by means of the accurate test voltage provided. The time base of the instrument can be switched to fire repetitively from a trigger pulse of either sign derived from the Y amplifier signal or externally. A special refinement, of interest to the Television Engineer, is the provision for triggering from the Frame or Line sync. pulse in a 1 volt D.A.P. (positive) composite video signal. Five calibrated time base ranges are provided giving spot velocities from 30 cm/sec to 1.5 cm/microsec. An X amplifier with a maximum sensitivity of 0.5 V/cm and bandwidth 20 c/s—250 kc/s (—50%) is included and allows time base expansion, continuously variable, of up to five times. Time measurement is by calibrated shift control. The instrument operates from 100-130 or 200-250 volt mains supplies.

Write for illustrated leaflet to :—

COSSOR INSTRUMENTS LIMITED

THE INSTRUMENT COMPANY OF THE COSSOR GROUP

(Dept. 1) COSSOR HOUSE · Highbury Grove · LONDON · N. 5

TELEPHONE: CANonbury 1234 (33 lines)

TELEGRAMS: COSSOR, NORPHONE, LONDON

CABLES: COSSOR, LONDON

**POST THE COUPON TODAY
FOR OUR BROCHURE ON THE
LATEST METHODS OF HOME
TRAINING FOR OVER
150 CAREERS AND HOBBIES**



THE ADVANTAGES OF E.M.I. TRAINING

- ★ The teaching methods are planned to meet modern industrial requirements.
- ★ We offer training in all subjects which provide lucrative jobs or interesting hobbies.
- ★ The student is taken carefully and thoroughly through his chosen subject.
- ★ A tutor is personally allotted by name to ensure private and individual tuition.
- ★ Free advice covering all aspects of training is given to students before and after enrolment with us.

NEW

**LEARN THE PRACTICAL WAY
— COURSES WITH EQUIPMENT**

With many courses we supply actual equipment thus combining theory and practice in the correct educational sequence. The equipment, specially prepared and designed, remains your property. Courses include: Radio, Television, Electronics, Draughtsmanship, Carpentry, Photography and Commercial Art, Amateur S.W. Radio, Electricity, Languages, Mechanics, etc.



Equipment supplied upon enrolment and remains your property.

PRIVATE AND INDIVIDUAL TUITION IN YOUR OWN HOME

Accountancy	Customs & Excise Officer	M.C.A. Licences Mechanical	Secretaryship Shorthand & Typing
Advertising	Draughtsmanship	Engineering	Sound Recording
Aeronautical Engineering	Economics	Motor Engineering	Structural Engineering
Automobile Engineering	Electrical Engineering	Photography	Police Production
Banking	Electronics	P.M.G. Licences	Tele-communications
Book-keeping	Fashion Drawing	Police	Television
Building	Heating & Ventilating Engineering	Production	Time & Motion Study
Business Management	Industrial Administration	Public Speaking	Tracing
Carpentry	Journallism	Radar	Welding
Chemistry	Languages	Radio & Television Servicing	Writing
Civil Service	Marine Engineering	Refrigeration	Workshop Practice Works
Civil Engineering	Mathematics	Retail Shop Management	and many others.
Commercial Subjects		Sanitation	
Commercial Art & Drawing			

Also courses for University Degrees, General Certificate of Education, B.Sc.Eng., A.M.I.Mech.E., L.I.O.B., A.C.C.A., A.C.I.S., A.M.Brit.I.R.E., A.M.I.I.A., City & Guilds Examinations, R.S.A. Certificates, etc.

Courses from 15/- per month

EMI

INSTITUTES

**THE ONLY POSTAL COLLEGE WHICH
IS PART OF A WORLD-WIDE
INDUSTRIAL ORGANISATION**

POST THIS COUPON TODAY

Please send without obligation your FREE book.

**E.M.I. INSTITUTES Dept. 127k,
Grove Park Road, London, W.4.**

NAME _____

ADDRESS _____


SUBJECT(S) OF INTEREST _____
(We shall not worry you with personal visits)

DISTRIBUTED AMPLIFIERS and DELAY LINES

E · M · I

◀ DISTRIBUTED AMPLIFIERS TYPE 2B AND 2C


Maximum output 150V p-p
Gain X12 or
Gain X300 (achieved with low-level driven stage).
Frequency response 50c/s to 100Mc/s
Input impedance
75 ohms (type 2B)
150 ohms (type 2C)
Output impedance 200 ohms
Power unit type DA2C is suitable for both amplifiers



▶ DELAY LINE TYPE 1

Maximum delay 0.6μs
Frequency response 0 to 30Mc/s
Capacity compensated tapping points at 0.1μs intervals
Input impedance 75 ohms
Output impedance 75 ohms

These units have particular applications with wide band networks and high speed oscilloscopes.



Over a 100 E.M.I. electronic instruments are being shown in operation at the
E.M.I. INSTRUMENT EXHIBITION at THE ROYAL HOTEL, WOBURN PLACE, LONDON, W.C.1
NOV. 28th-30th. 10 a.m.-6 p.m.

Apply in writing for tickets to:—

E.M.I. ELECTRONICS LTD., INSTRUMENT DIVISION, HAYES, MIDDLESEX
Telephone: SOUTHall 2468, Ext. 655, 1013, 857



NOW

A CONFIDENTIAL STAFF LOCATION SYSTEM!

Verbal Orders Quickly and Quietly



It's new and it's *unique*—the Multitone Staff Location System. There've been loudspeakers, bells, lights and even buzzers, but not a system in which confidential messages can be delivered to individual members of a staff—whether numbered in tens or hundreds.

However compact or scattered an organisation may be, this is going to be the biggest business time-saver yet. Originally developed in conjunction with St. Thomas' Hospital, this system is now far in advance of anything yet made and is sold at a highly competitive price!

HOW IT WORKS. A magnetic induction loop is laid round the building from the Coder/Oscillator unit. Anyone needed to be on call carries a receiver (only 5" long, 1" diameter and it only weighs 5 oz. with battery!). On being alerted by his call signal, which is received by him alone, he can hear a direct speech message without anyone else being disturbed.

WHAT IT COSTS. The average cost of an installation with 50 receivers would be under £1,500 including the cost of the loop. The receiver incorporates four transistors and is powered by a single cell. Since the quiescent current is less than 0.5 m.a. it will only cost a few shillings a year to run each receiver—considerably less than any other electronic system.

multitone

STAFF LOCATION SYSTEM



Germanium




PHOTO ELECTRIC CELLS (Type PG40A)

for sensing
punched card and
perforated tape

Pioneers in the United Kingdom in the manufacture of germanium-junction photo-electric cells, S.T.C. have developed and produced an exceptionally small photo-cell, type PG40A, specifically for scanning operations in punched card and perforated tape machines.

SenTerCel type PG40A germanium-junction photo-electric cells, with a diameter of only 0.093", make possible mass grouping in the minimum space. Hermetic sealing using glass-to-metal seals ensures long life and stable characteristics. Write for technical data sheets GER/101A to :



Standard Telephones and Cables Limited

Registered Office: Connaught House, Aldwych, London, W.C.2

RECTIFIER DIVISION: EDINBURGH WAY · HARLOW · ESSEX

EMITAPE

'99'


LONG PLAY

for

50%

Increased

Playing Time!



99/3	250 ft.	'Message'	3" dia.	£0. 9. 6
99/9	850 ft.	'Junior'	5" dia.	£1. 8. 0
99/12	1200 ft.	'Continental'	5½" dia.	£1. 15. 0
99/18	1800 ft.	'Standard'	7" dia.	£2. 10. 0

Full details of Emitape and accessories are available from your local Dealer.


Home enquiries to :

E. M. I. SALES & SERVICE LTD. RECORDING EQUIPMENT DIVISION

Export Enquiries to :

E. M. I. INTERNATIONAL LTD. HAYES, MIDDLESEX, ENG.

Vortexion TAPE RECORDER



The amplifier, speaker and case, with detachable lid, measures 8½ in. x 22½ in. x 15½ in. and weighs 30 lb.

PRICE, complete with WEARITE TAPE DECK £84 0 0

- ★ The total hum and noise at 7½ inches per second 50-12,000 c.p.s. unweighted is better than 50 dbs.
- ★ The meter fitted for reading signal level will also read bias voltage to enable a level response to be obtained under all circumstances. A control is provided for bias adjustment to compensate low mains or ageing valves.
- ★ A lower bias lifts the treble response and increases distortion. A high bias attenuates the treble and reduces distortion. The normal setting is inscribed for each instrument.
- ★ The distortion of the recording amplifier under recording conditions is too low to be accurately measured and is negligible.
- ★ A heavy mu-metal shielded microphone transformer is built in for 15-30 ohms balanced and screened line, and requires only 7 micro-volts approximately to fully load. This is equivalent to 20ft. from a ribbon microphone and the cable may be extended 440 yds. without appreciable loss.
- ★ The .5 megohm input is fully loaded by 18 millivolts and is suitable for crystal P.U.s, microphone or radio inputs.

- ★ A power plug is provided for a radio feeder unit, etc. Variable bass and treble controls are fitted for control of the play back signal.
- ★ The power output is 3.5 watts heavily damped by negative feedback and an oval internal speaker is built in for monitoring purposes.

- ★ The play-back amplifier may be used as a microphone or gramophone amplifier separately, or whilst recording is being made.
- ★ The unit may be left running on record or play back, even with 1,750 ft. reels, with the lid closed.

POWER SUPPLY UNIT to work from 12 volt Battery with an output of 230 v., 120 watts, 50 cycles within 1%. Suppressed for use with Tape Recorder. **PRICE £18 0 0.**

3-WAY MIXER AND PEAK PROGRAMME METER

FOR RECORDING AND LARGE SOUND INSTALLATIONS, ETC.

One milliwatt output on 600 ohm line (.775V) for an input of 30 micro-volts on 7.5-30 ohm balanced input. Output balanced or unbalanced by internal switch. The meter reading is obtained by a valve voltmeter with 1 second time constant, which reads programme level, and responds to transient peaks. Calibration in 2 db steps, to plus 12 db and minus 20 db referred to zero level. Special low field internal power pack supplies 8 valves including stabilising and selenium rectifier, consumption 23 watts.



Manufactured by

VORTEXION LIMITED, 257-263, The Broadway, Wimbledon, London, S.W.19

Telephones: LIBerty 2814 and 6242-3

Telegrams: "Vortexion, Wimble, London."

Something to be proud of...

There is much more in a tape recorder than just circuitry. Try a TK8 out, and you'll agree that anybody could be proud of it!

Just take a look at the specification...

Mains Voltages:	Suitable for A.C. only, 105-115, 190-210, 210-230, 230-250 volts, 50 c/s.
Consumption:	Approximately 60 watts (rising to 118 watts when Fast Winding).
Fuses:	2 amps. (for 105-115 V.) 1 amp. (for 190-250 V.) Both fuses are of the surge resisting type.
Valves:	EF86, ECC81, EL42, EL84, EM81 + 2 metal rectifiers.
Recording Level Indicator:	Magic Eye.
Loudspeakers:	Elliptical 6 ins. High Flux permanent ceramic magnet type plus two 2½ in. treble units.
Amplifier Output:	4 watts approximately.
Tape Speed:	3½ ins. per second, and 7½ ins. per second.
Frequency Response:	50-9,000 c.p.s. ±3 db at 3½ ins/sec. 50-13,000 c.p.s. ±3 db at 7½ ins/sec.
Recording Sense:	Twin Track, recording on the top track (British and International standard).
Maximum Tape Length:	1,200 feet.
Running Time per Tape:	30 minutes each track at 7½ ins/sec. (1 hr. total). 60 minutes each track at 3½ ins/sec. (2 hrs. total).
Fast Forward/Fast Rewind Times:	Approximately 1½ minutes.
Automatic Stop Switch:	Electro-magnetic.


The **GRUNDIG** TK8-3D — for Price & Performance

GRUNDIG (GREAT BRITAIN) LIMITED

Advertising Dept. & Showrooms: 39/41 NEW OXFORD ST., LONDON, W.C.1

Trade enquiries to:—KIDBROOKE PARK ROAD, LONDON, S.E.3.

(Electronics Division, Gas Purification & Chemical Co. Ltd.) G12



The WOLSEY BAND III Convertor



The Wolsey Converter is a self-contained unit complete with power pack, comprising transformer with tapped primary for mains voltage selection, together with metal rectifier and R.C. smoothing.

Though employing the popular valve line-up of cascode coupled P.C.C. 84 and P.C.F. 80 as mixer and output amplifier, the circuit otherwise departs completely from the conventional.

Aerial input circuit has an input of 80 ohms over the Band III range this being achieved by critical resistance damping of the input transformer, from which the signal is fed to a neutralised cascode coupled R.F. amplifier. The cascode potential of this valve being adjustable so as to afford gain control.

Coupling between the cascode and the mixer grid of the oscillator section of the P.C.F. 80 is made by a choke capacity arrangement which is constant over the whole of the Band III range.

The oscillator section employs turret tuning of the eight channels and careful selection of component valves ensures minimum of drift.

I.F. output from the pentode section of the P.C.F. 80, which is of course the local B.B.C. frequency, is fed via a stepped-down transformer to the low impedance output socket.

Gain from input to output in excess of 20 dB may be easily obtained and no Converter is passed on test unless it has at least this gain.

WOLSEY TELEVISION LIMITED · CRAY AVENUE · ST. MARY CRAY · ORPINGTON · KENT

Telephone: ORPINGTON 26661/2/3/4

(Electronics Division, Gas Purification & Chemical Co. Ltd.)

Olympic Honour for Britain...

We are proud to announce that LEAK
TL/12 Amplifiers have been chosen
for use at the 1956 Olympic Games.

It was in 1945 that H. J. Leak revolutionised the performance standards for audio amplifiers by designing the original "Point One" series, and we became the first firm in the world to market amplifiers having a total distortion content as low as 0.1 per cent. This claim was received with incredulity, but it was subsequently confirmed by the National Physical Laboratory and since then hundreds of TL/12 amplifiers have been used by the B.B.C., and Commonwealth and foreign broadcasting authorities, and thousands have been used by recording studios, leading musicians and music-lovers throughout the world.

Further development work resulted in our producing, at a much lower price but with the same high performance standards, the TL/10 amplifier. The output of the TL/10 is ample for high fidelity home music systems, and the quality of reproduction obtained is equal in every respect to that of the TL/12. We always use the TL/10 amplifier and "Point One" pre-amplifier for our public demonstrations of high fidelity reproduction of gramophone records and radio. The TL/10 amplifier, when used with the best available complementary equipment, gives to the music-lover a quality of reproduction unsurpassed by any equipment at any price. Even when the complementary equipment falls below that of the best obtainable the use of these amplifiers will enable one to obtain very marked improvements in reproduction.

We shall be pleased to send you full details of...




HIGH FIDELITY EQUIPMENT

Below:

LEAK TL/10 10-watt Amp'ifier, 17gns.
and "Point One" Pre-amplifier, 10gns.

Harmonic Distortion 0.1% 1,000 c/s, 7.5. watts
output.

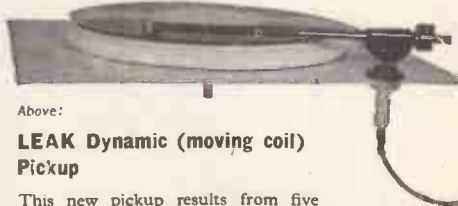


On Left:

LEAK TROUGH-LINE F.M. Tuner, £25
plus 10 gns. P.T.

A Trough-line inductor and AFC eliminate drift. Very high sensitivity for fringe area listening. Quieting control plus high fidelity discriminator. Cathode-follower output. Self powered to operate with any amplifier.

A 20,000 miles tour!
Mr. Harold J. Leak is now on a seven weeks' tour visiting his Agents in the U.S.A., Canada, Mexico, Cuba, Jamaica, Venezuela, Brazil and Portugal. Only the world-wide demand and the high ratio of overseas sales make possible the prices at which Leak Equipment can be offered to the Home Market.



Above:

LEAK Dynamic (moving coil)
Pickup

This new pickup results from five years' continuous development of our first moving-coil design. Reports from users have justified our earlier belief that the pickup might earn recognition as the best in the world.

Leak dynamic pickup: Arm ...	£2.15.0	p.t. £1.3.1
LP head with diamond stylus	£5.15.0	p.t. £2.8.4
78 head with diamond stylus...	£5.15.0	p.t. £2.8.4
Mumetal cased transformer ...	£1.15.0	

FREL is the trade name of the Leak Full-range Electrostatic Loudspeaker which will be available to the public in 1957. The design is original and has great theoretical and practical advantages over previously described electrostatic loudspeaker systems. It is the result of intensive research and development work carried out by H. J. Leak, M. Brit. I.R.E., and A. B. Sarkar, M.Sc., who are the authors of a paper, describing the basic design principles of this loudspeaker, which was published in the Wireless World, October 1956. A reprint of this paper will be supplied on request.

The first name
in High Fidelity...



H. J. LEAK & CO. LTD., BRUNEL ROAD, WESTWAY FACTORY ESTATE, ACTON, W.3., ENGLAND


Telephone: SHEpherds Bush 1173/4/5

Telegrams: Sinusoidal, Ealux, London

Cables: Sinusoidal, London

MAINLY FOR EXPERIMENTS AND INDUSTRIAL USERS

EX-ROYAL NAVY SOUND POWERED TELEPHONE



These require no batteries and will go for long periods without attention. Complete with generator and winder which gives a high pitched note easily heard above any other noise. Also fitted with an indicator lamp which in quiet situations can be used instead of the sounder, or where several telephones are used together, will indicate which one is being called. Size 7 1/2 x 9 x 7 1/2 in., wall mounting, designed for ships' use but equally suitable for home, office, warehouse, factory, garage, etc. Price 57/6 each, plus 4/6 carriage.

CHARGING SWITCHBOARD

Feed this Switchboard through a Mains Transformer and Rectifier giving 24 volt D.C. up to 50 amps. and you have an excellent multi-circuit charger for simultaneously charging several batteries at different currents. This is an ex-Government switchboard rated at 550 watts 18 volts fitted into steel cases with doors. It contains three reverse current relays, one voltmeter, one main ammeter, two secondary ammeters and three variable resistors for controlling circuits. These are brand new, in original cases. Price 24/10/-, carriage 10/-. We can supply a 12 volt, 50 amp. Mains Transformer at 24/5/- plus 5/- carriage.



"SNIPER-SCOPE"

"Date eye" used for seeing in the dark. Will work burglar alarms, counting circuits, smoke detectors and the hundred and one other devices as will the simpler type of photo cell. Price 5/- each. Post and Ins. 1/-. Data will be supplied with cells if requested.

VACUUM RELAY

American made type No. C61610, this is a relay completely sealed in a glass envelope. It will close in a strong magnetic field or by a coil placed close to or round one of its arms. Price 49/6. Operating coils 25/- each.

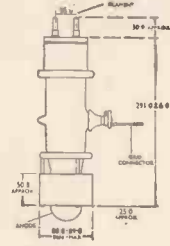
WESTINGHOUSE (U.S.A.) METERS

- All moving coil flush mounting type, outside diameter of face 3 1/2 in.
- 0-500 v. D.C. 25/-
 - 0-1.5 kV D.C. external multiplier 35/-
 - 0-2.5 kV D.C. external multiplier 35/-
 - 0-15 v. A.C. 30/-
 - 0-1 mA. 25/-
 - 0-50 mA. 25/-
 - 0-100 mA. 25/-
 - 0-150 mA. 25/-
 - 0-250 mA. 25/-
 - 0-500 mA. 25/-

RESISTORS

High stability types from 1-watt to 2-watt. Wire wound vitreous covered wire ended up to 20-watt. High powered types up to 150-watt mostly clip-in. Insulated and non-insulated carbon types preferred valves. High and low powered variable types. Big stocks available—send details of your requirements.

SPECIAL PURPOSE VALVES



Triode Type CV 1098, this is a high-powered air-cooled triode. Specification of which is as follows: Filament voltage 8.2 v., filament current 35 amps., anode dissipation 750 watts. This valve is very suitable for R.F. heating at high frequencies and two of these in push-pull under Class C conditions would have an output of approximately 2 kilowatts. Brand new, still in original shockproof packing, price 25 each. Carriage and insurance 10/-.

TETRODE TYPE VT31

MANY OTHER TYPES IN STOCK. PLEASE STATE YOUR REQUIREMENTS

This is a high-powered air-cooled tetrode. Specification of which is as follows—heater volts 11.25, heater current 8 amps., maximum anode voltage 5 kV., anode dissipation 250 watts, size approximately 14 1/2 in. long and 6 1/2 in. across the bulb. Limited quantity only at 24 each, still in original packing. Carriage and insurance 10/-.

TRANSMITTER NAVY MODEL TCK-7

Seen at Eastbourne by appointment

We have a few only American transmitters still in original packing cases. Designed for the Navy, these are really beautifully made and most impressive, standing 5ft. high by 2ft. wide and finished in instrument crackle. All meters and controls are on the front panel. The transmitter tunes over the range of 2 megacycles to 18 megacycles and it is designed for high speed precision communication without preliminary calling. Frequency control and stability is particularly good, being better than .005% under the worst conditions. Power output is 400 watts on C.W. and 100 watts on phone. Tuning is very simple—a unit control mechanism—gives a direct reading in frequency.

Complete with valves and instruction manual. Price £95 ex works.

NOTE.—The transmitter will work off A.C. or D.C. with the appropriate power unit. Power units are not available at present.

UNITS FOR CONTROLLED AUTOMATIC ROTATION



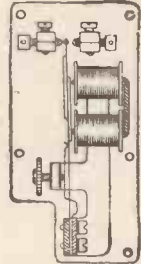
We have brand new, still in original unopened packing cases as shipped from America two items of equipment which form part of the radar system RC84. These two units work together to form a Tower rotating device, with remote control.

Item 1, known as Tower 24A, is in fact the geared driving motor which rotates the mast. This is quite a heavy construction and would rotate a heavy scanner, reflector, beam array, etc., etc.

Item 2, known as Indicator 1-221-A is the remote controller which enables the azimuth position of Tower 24A to be controlled from a remote point. Conversely, it enables the azimuth position of the tower to be known at any time. Both the Tower and the Indicator contain selsyn transmitter/receivers and it is these that provide the impulses which cause the aerial to rotate backwards or forwards. The equipment intended for 117 volt A.C. mains but will operate from our mains if connected through step down transformer of 1 K.W. rating.

Prices 1-221-A £25 plus carriage. TR24A £35 plus carriage. Special discount of £5 for cash with order or C.O.D. if both units purchased together.

HIGH SPEED RELAY



This is a miniature type relay with change-over platinum contacts. Bobbins are 250 ohms each. Brand new—limited quantity—7/6 each, post 1/6.

THERMAL DELAY SWITCH

Hermetically sealed with 4-pin base, heater resistance approx. 1,500 ohms. This can be used for overload protection. Approximately 17 milliamps through the heater coil will cause the contacts to close. Useful for many applications such as delaying anode volts until the heaters are properly warmed up. Limited quantity—7/6 each, post and insurance 1/6.

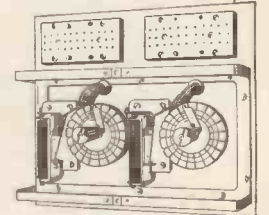


AUTOMATIC MOTOR STARTER



For remote control of D.C. motor between 1 and 3 kw., adjustment for 100v. or 230v. Unused and in first-class condition, complete with metal and wired glass cover. Price £10. carriage 5/-.

TOWARDS AUTOMATION



Rotary switch—Ministry Ref. No. AP57579, this is a motor-driven switch, the driving motor being a synchronous type for working on 110 volts 50 cycles. The two switches have 20 positions each and are enclosed by a Perspex fronted lid. Separately operated relays providing interlocks. Price £41/7/6 each.

RACKING EQUIPMENT STANDARD OPEN RACK



6ft. high and 19in. wide, heavy steel construction. Holes drilled and tapped at 7in. spacings. Price £3/15, plus carriage.

MICA PANELS

Pure mica panels size 2in. x 3in., 3/- per dozen.

FLOUORESCENT LIGHTS



These are a complete fluorescent lighting fitting. Built-in ballast and starters—stove enamelled white and ready to work. Ideal for the kitchen, over the work-bench and in similar locations. Single 40, 4ft. 3in. long, uses a 40 watt tube. Price 39/6 complete with tube. Carriage and ins. 5/6. Twin 20. Uses 2 20-watt standard tubes. Price 29/6 less tubes. Carriage and ins. 4/6.




NEW CIRCUIT

OCCASIONAL 58. We have evolved a new T.E.F. circuit and have had really good results, equal in fact to many superhets. You really should try this circuit. All parts including valves (6K7, 6J7, 6F6 and 6X5) and bakelite case with back cost only 25/10/-, plus 2/6 post and insurance. Data included with the parts is also available separately, price 2/-.

ELECTRIC BLANKET WIRE

Waterproof P.V.C. covered, so blanket washable. 164 ohms per foot—1/8 per yard. 14 yards. Ideal for average blanket. £1 post free.

E.H.T. GENERATOR



This is a made-up unit, power consumption (6.3 volt 8 amp. filament and approx. 59 mA. H.T.). Contains three BVA valves. Output from 6 KV to 9 kV rectified with normal H.T. rail input but, somewhat higher outputs can be obtained with higher H.T. supply. Dimensions are 6 1/2 x 4 1/2 x 7 1/2. Price 69/6, post, packing, etc., 5/-.

BAND III CONVERTER

ADDITA—Many hundreds in use. Any television receiver, whether superhet or straight A.C. or A.C./D.C. home constructed or factory built, which at present will receive B.B.C. will also receive I.T.A. if this converter is added. No modifications at all are necessary to the receiver. Simply plug in aerial leads and connect to A.C. mains. The converter is in a neat metal case with provision for fixing to side or the back of the set. Price £6/10/- or H.P. terms available on request if required.



THE UNI—T.V.



Undoubtedly the most up-to-date television for the home constructor. You can build all or only part and the set when finished will be equal to a factory made equivalent. What other constructor T.V. has all these features?

- Made up unit if required
- All miniature valves
- Metal rectifier
- No expensive transformers
- 13-channel circuitry
- Multi-vibrator time bases
- Ferrox cube, E.H.T. and scan coils
- 34/38 mc/s. I.F.
- Suitable for any modern 12, 14 or 17in. tube.
- Modern contemporary cabinet if required

The building cost (less tube) is only £29/10/- plus 10/- carriage and insurance. All parts guaranteed twelve months. Full information and data free with parts or available separately, price 3/6.

CABINETS FOR ALL

The CONTINA



Another addition to our range of cabinets. This is of new revolutionary design, styled after the best of continental radios. Externally, it is finished in highly polished dark walnut veneer, with panelling picked out in gold. Interior is of same very high standard, its veneer being light mahogany which contrasts nicely with the dark walnut and generally gives a very pleasing appearance. The doors slide on metal runners and are fitted with gold inset finger plates. A really excellent cabinet for any home—size 3ft. 1 1/2in. long, 1ft. 3in. deep, 2ft. 1 1/2in. high, including legs which are 10in. from floor. Motor board 12 1/2 x 17 1/2in., equipment aperture 17 1/2 x 8 1/2in., gives ample space for 5in. speaker. Ample storage space for recordings. Price £10/19/-, carriage and insurance 20/-.

POCKET TRANSISTOR RECEIVER

To readers wishing to make up the set described on page 538 of last month's issue we offer the following components:

Resistors—set of eight	3/6
Capacitors—C5 to C9—set of four	6/6
Compression Trimmers—C1 & C3	2/6
Ceramic Trimmers—C2 & C4	2/6
Earpiece Type L (Fortiphone)	18/-
Transformers—N.22 and N.23 (Fortiphone)	10/-
Hearing Aid Cable	2/6
Slide Switch 8W6	4/-
Transistors Mullard OC21	24/-
Aerial Coil on Ferrox Cube wound to specification	7/6

Alternatively we will supply all the parts to build the set, but substituting certain lower priced alternatives, the total cost being £2/17/6 which does not include the following items: earpiece, sockets, battery or case.

THE MULLARD 510 AMPLIFIER

A High Quality Amplifier designed by Mullard engineers. Robust high fidelity with a power output exceeding 10 watts and a harmonic distortion less than .4% at 10 watts. Its frequency response is extremely wide and level being almost flat from 10 to 20,000 C.P.S.—three controls are provided and the whole unit is very suitable for use with the Collaro Studio and most other good pick-ups. The price of the unit, completely made up and ready to work is £12/10/-, plus 10/- carriage and insurance. Alternatively, if you wish to make up the unit yourself we shall be glad to supply the components separately. Send for the Mullard amplifier shopping list.

CROYDON BRANCH OPEN
 We have taken the Lease of 266, London Road, Croydon and we are now stocking up at this address.

COMPONENT BARGAINS

.1 mfd. 350-volt metal cased condensers by Dubilier—small size 3/6 doz. or 36/- gross.
 Philips Trimmers 0-30 pf. 1/- each or 11/- doz.
 Moulded Mica Condensers, well mixed assortment 3/- doz., 30/- gross.
 Silver Mica, well mixed assortment, 3/- doz., 30/- gross.
 50 mfd. 50 v. Bias Condensers TOC 1/8 each, 15/- per doz.
 Ceramic Trimmers, 5 to 30 pf. 6d. each, 5/- doz. 20 to 60 pf. 9d. each, 8/- doz. 20 to 100 pf. 1/3 each, 12/- doz.
 Earpiece-microphone, American midget type 3/6 each, 36/- doz.

SERVICE DATA



100 service sheets, covering British receivers which have been sold in big quantities and which every service engineer is ultimately bound to meet. The following makes are included: Aerodyne, Alta, Bush, Cosor, Ekco, Eveready, Ferguson, Ferranti, G.E.C., H.M.V., Koister-Brandes, Linsen, McMichael, Marconi, Mullard, Murphy, Philco, Philips, Pye, Ultra. Undoubtedly a mine of information invaluable to all who earn their living from radio servicing. Price £1 for the complete folder. Our Folder No. 2 consists of 100 data sheets covering most of the popular American T.R.F. and superhet receivers "all dry", etc., which have been imported into this country. Names include Sparton, Emmerson, Admiral, Crosley, R.C.A., Victor, etc. Each sheet gives circuit diagrams and component values, alignment procedure, etc., etc. Price for the folder of 100 sheets is £1. Post free.

THERMOSTATS



2 1/2in. x 1in. x 1 1/2in. high. Useful for the control of appliances such as convectors, gasolots, vulcanisers, hot plates, etc. Adjustable to operate over temperature range 50-550 deg. F., fitted with heavy silver contacts. 1j amp., 3/6; 5 amp. 8/6; 2 amp. QMB, 5/6; 15 amp. QMB, 15/-.



CHASSIS ASSEMBLY

Three-colour 3-waveband scale covering standard, Long, Medium and Short wavebands, scale pan, chassis, punched for standard 5-valve superhet, pulley driving head, springs, etc., to suit. Scale size 1 1/2 x 3 1/2in. Chassis size 15 x 5 x 2 1/2in. deep. Price 15/- plus 1/6 post. Note: We can supply cabinet for this, 39/6 and 5/- p. and p.

The "ESTRONIC" Band III Converter



To-day's best value in Band III converters suitable for your T.V. or money refunded. Complete ready to operate, 49/6 non-mains or 69/6 mains, post and insurance 3/6.

ELECTRONIC PRECISION EQUIPMENT LTD.

266, London Road, Croydon. Half-day Wednesday.

249 Kilburn High Road, Kilburn. Phone: MAI 4921 Half-day Thursday

42-46 Windmill Hill, Ruislip, Middlesex. Phone: RUISLIP 5780 Half-day Wednesday

152-153 Fleet St., E.C.4. Phone: FLEET 2833 Half-day Saturday

29 Stroud Green Road, Finsbury Park, N.4. Phone: ARCHWAY 1049 Half-day Thursday

Post orders should be addressed to E.P.E. LTD., M.O. Dept. 2, SUTTON ROAD, EASTBOURNE. All enquiries to Eastbourne address and please enclose S.A.E., terms are cash with order.

precision built components



JACKSON "O" GANG CONDENSER


CAT. No. 5250

Miniature model in 1 or 2 gang, capacities up to 365pf swing, front area $1\frac{3}{8}'' \times 1-17/32''$ including sweep or vanes, length 1 Gang $1''$, 2 Gang $1\frac{3}{4}''$, Spindle $\frac{1}{4}''$ dia. $\times \frac{3}{8}''$ long.

Aluminium vanes, cadmium plated steel chassis.

Price

1 Gang 7/6 2 Gang 11/6



It's reliable—if it's made by Jackson's.

Write for fully illustrated catalogue.

JACKSON BROS.
LONDON LIMITED



KINGSWAY · WADDON · SURREY. Telegrams: Walfico, Souphone, London. Telephone: CROydon 2754/5.

Estd. **L·R·S** 1925

EASY TERMS

LEAK QUALITY EQUIPMENT
for the Connoisseur

If you want the Finest Quality Reproduction together with Workmanship of the Highest Order your choice must be LEAK.

AS USED BY BROADCASTING CORPORATIONS THROUGHOUT THE WORLD.

LEAK "TL/10;" AND "POINT ONE" PRE-AMPLIFIER. Cash Price £28/7/-, or sent for £4/10/- Deposit and 18 monthly payments of 30/-, carr. and crate free.

LEAK DYNAMIC PICK-UP

Complete with two detachable diamond heads and transformer. Cash Price £21/19/9 or sent for £4 Deposit and 10 monthly payments of 40/-. Post and packing paid.

Delivery of all the above is from stock. We can also supply the **LEAK F.M. TUNER**. Wharfedale, Goodmans and Tannoy loudspeakers, etc., Connoisseur Variable 3-speed Motors and all other Quality Equipment on **EASY TERMS**. Please send us your requirements. Quotation by return of post.

The L · R · SUPPLY COMPANY, LTD.
BALCOMBE (Tel. 254) 50332X.

ALWAYS "FIT"

CASTORS
THE WORLD'S BEST

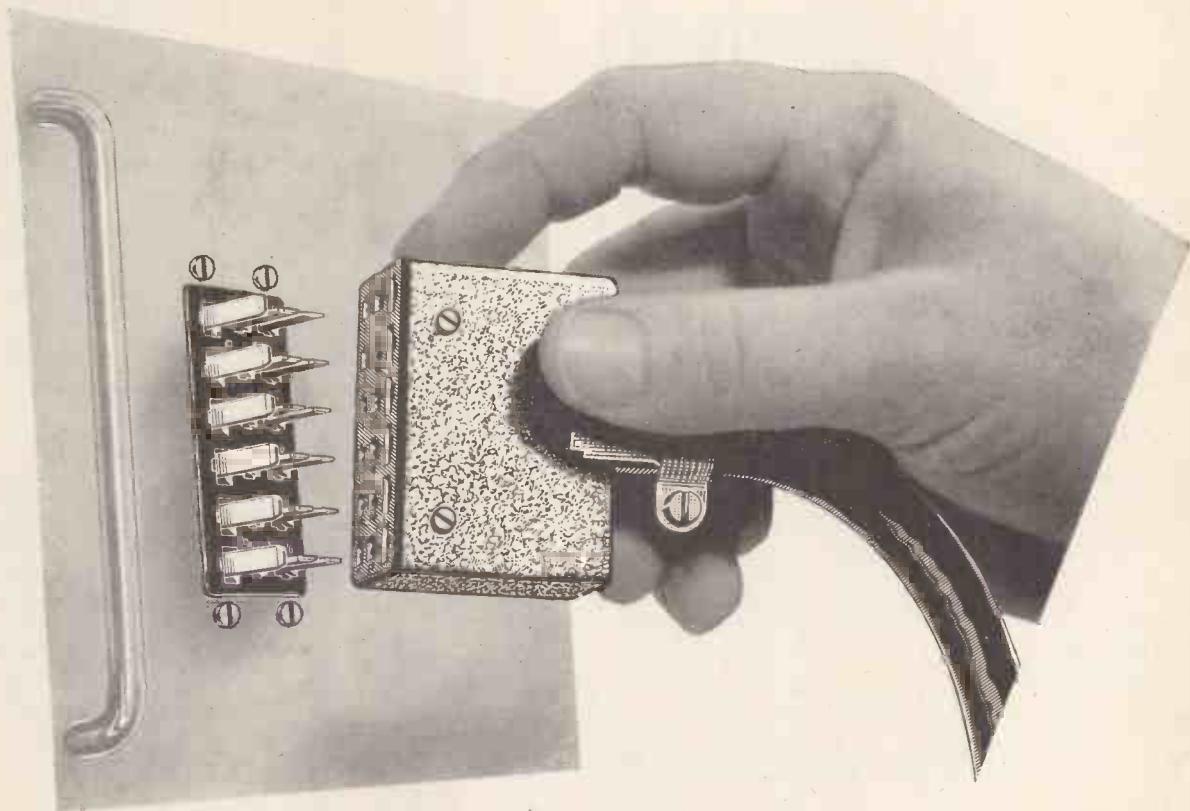
CONTRACTING TUBE ADAPTOR

For $\frac{7}{8}''$, $1''$, $1\frac{1}{8}''$, $1\frac{1}{4}''$ tubes, Quickgrip Adaptors are fitted by hand as no tools are required. $2''$, $2\frac{1}{2}''$, $3''$, and $4''$ wheels may be used.

Ask for Brochure and pages 8, 25, 57.

Numerous other types of head fittings available

Engineers, Patentees and Sole Manufacturers
AUTOSET (PRODUCTION) LTD.
DEPT. "H" 75-81 STOUR STREET BIRMINGHAM, 18
EDG. 1143 (3 lines) Estd. over 35 years.
Pl. as. mention "Wireless World"



'MULTICON' PLUGS AND SOCKETS

The reliability of the connectors used can determine the dependability of electrical and electronic equipment.

In the range of Painton 'Multicon' Plugs and Sockets are types suitable for most applications, whether used as cable connectors, for linking cables to panels or chassis, or as unitors.

In addition to the type of cover illustrated, there is a similar range with die-cast covers allowing checking of the connections without interrupting the operation of the circuit.

Please ask for full details of Painton 'Multicon' Plugs and Sockets.

PAINTON
Northampton England

Personalize your recorded music with the **TRUVOX**

Tape Recorder model R1

deal for building your favourite music into complete, personal programmes, this new high fidelity recorder contains all the finer features necessary for perfect reproduction of tape recorded music of all types. These star features tell you why:—

- ★ Simple push button control, foolproof in operation.
- ★ BSS sense of tracking for recording and replaying own tapes or replaying pre-recorded tapes of the world's finest music. Two tracks per tape, side by side with safety gap. Playing times (1200ft standard tapes) 60 mins. per track at 3½ in. per sec. or 30 mins. per track at 7½ in. per sec.
- ★ Specially developed Truvox high fidelity amplifier, 50-12,000 cps. (± 3 db) for truly faithful reproduction with Rola 10in. x 6in. loud-speaker (10,000 lines). Output 4 watts—ample for audiences up to 120 people if required.
- ★ Accurate timing device for 'editing' purposes.
- ★ Storage space for microphone and spare reel of tape.
- ★ Compact, contemporary design facilitates transportation.
- ★ With available accessories can also be used for dictation and transcription purposes; as an ordinary radio receiver or as a simple amplifier.



*for those
who can Hear
the difference*

66
GNS.



Credit and H.P. facilities available through selected retailers.

Price Complete with crystal microphone and 1200ft. reel of standard tape.
If fitted with precision place locator £3 3s. 0d. extra.


Full details available from

TRUVOX LIMITED

15 LYON ROAD, HARROW, MIDDX.
Telephone: Harrow 9282

PRE-SET CONTROL LOCK

Designed to lock the spindles of pre-set potentiometers or trimmers without rotational or lateral displacement of shaft.



Will accept wide range of panel thicknesses.

TYPE P

Very attractive appearance for panel mounting.



TYPE C

Send for leaflet A.1



"KNOB LOCK"


The ideal method of locking panel mounted controls. Positive guard against vibration, etc.

This development of our popular pre-set control lock is finished in black plastic and embodies control knob and instantaneous finger-tip locking knob.

Send for List No. A.6

POST OFFICE TYPE

3,000 and 600 relays
to specification



- Specialists in tropical and Services jungle finish
 - GUARANTEED TO FULL A.I.D. & I.E.M.E. STANDARDS
- PROMPT DELIVERIES, PROTOTYPES 7 TO 10 DAYS

SUTTON COLDFIELD ELECTRICAL ENGINEERS

Reddicap Trading Estate, Sutton Coldfield. 'phone SUT 3038 & 5866

Manufacturers to H.M. Govt. Depts. and leading Contractors
L. E. SIMMONDS LTD.
5 BYRON ROAD, HARROW, MIDDX.
Telephone: Harrow 2524 — 0315

Another DALY Electronic Achievement

CAPACITORS IN REDUCED SIZES WITH FULL VALUES AND WORKING VOLTAGES

SEND NOW for new leaflets with up-to-date information on this new range of capacitors.

DALY has succeeded in maintaining full capacity values and working voltages in more compact designs specially suited to ultra-modern equipment.

PHOTO-FLASH EQUIPMENT · DEAF AIDS · PRIVATE TELEPHONE INSTALLATIONS · AMPLIFIERS · D.C. POWER UNITS · SPOT WELDING EQUIPMENT · TEST GEAR · MAGNETISATION EQUIPMENT

Behind **DALY** capacitors lies 20 years of making only electrolytics, highly specialized experience which engineers throughout the world are finding invaluable, and which is readily available to you.

DALY

ELECTROLYTIC CAPACITORS

CONDENSER SPECIALISTS FOR OVER 20 YEARS



DALY (CONDENSERS) LTD., WEST LODGE WORKS, THE GREEN, EALING, LONDON, W.5. Phone: EALING 3127-8-9 Cables: DALYCON, LONDON



and now —

The Spectone TAPE RECORDER

An instrument of professional quality for the high-fidelity conscious, achieving a truly high standard of recording and play-back at a remarkably moderate price. Automatic equalisation of output at each speed ensures perfect reproduction. Incorporating the new Collaro Tape Transcriber, upper and lower track recordings can be made in quick succession without spool reversal while a safety device prevents accidental erasure. Three speeds: 3½in., 7½in. and 15in. per second.

Spectone

The Living Truth in Sound

72 GNS.
including microphone.

Write for Leaflet with Full Specification

SPECTO LTD. Vale Rd Windsor

We're flying high, Mr. Ash!

And digging deep, Mr. Downs!

We're a versatile team, aren't we?

Let's explain Mr. Downs.

Easy. Ashdowns fabricate plastics which are essential equipment of the highest flying aircraft and of the miner in the deepest mines.


But not the same plastic!

Of course not! Every use calls for a particular plastic material and design specifically for that use.

And that's exactly what ASHDOWNS do — design and fabricate the right plastic material for each particular use.

And do it very well, if I may say so.

If you want to know what Plastics can do for you



ask Ashdowns

Makers of "ASHLAM"* laminates, glass fibre reinforced laminates and mouldings, "UNDULITE"* reinforced fibreglass translucent sheeting. "Formene" G.I. high impact polystyrene sheet and vacuum formed thermoplastic sheet fabrications.

Ashdowns is a subsidiary of Pilkington Brothers Limited.

*Registered Trade Marks.

ASHDOWN'S LIMITED, ECCLESTON WORKS, ST. HELENS, LANCS. TELEPHONE: ST. HELENS 3206
LONDON OFFICE: 29/30 ST. JAMES'S STREET, LONDON, S.W.1. TELEPHONE: WHITEHALL 6002

BK SPECIALISED LOUDSPEAKER ENCLOSURE

New!



Introducing an amazing new dual unit loudspeaker system for less than £25. The enclosure, the BK-LPR103, incorporates the new Wharfedale Acoustic Filter and closely follows the recent design by Mr. G. A. Briggs. Price (including HF level control and filter condenser), £12/8/6.

LOUDSPEAKERS. Wharfedale Bronze 10/CSB

A new 10in. unit of remarkable specification and performance at £5/11/3. Wharfedale Super 3. One of the best HF units available. £6/19/11.

- Reasonable Price
- Modest dimensions 20 in. w. x 29½ in. h. x 11 in. d. at base
- Real high quality reproduction
- All the advantages of dual speaker systems
- Ideal for stereophonic sound

It is impossible to give full details of this magnificent enclosure here . . . send for literature, or, better still, call and hear it demonstrated at our showrooms on a wide range of amplifiers, including the new Goodsell PRESIDENT and MA5/ULJC. Demonstrations daily, 10.30 a.m.—5.30 p.m. Saturdays 10.30 a.m.—12.30 p.m. Trade enquiries invited.

B. K. PARTNERS LTD.

229 REGENT ST., LONDON, W.1 (Entrance Manover St.) Phone: REG 7363

LANGUAGE COURSES WITH YOUR TAPE RECORDER IN 30 DAYS



15 complete Conversational lessons for beginners in Spanish, German, French, Italian and Russian. One Single Tape comprises a complete elementary course in any of the above languages.

Please write for explanatory leaflet enclosing a stamped and addressed envelope.

Trade enquiries are welcomed.

TUTOR TAPE CO.
70 BREWER STREET, LONDON, W.1

GFRrard 3376

Taylor

SWEEP OSCILLATOR Model 92A for T.V. and F.M. Receiver Alignment

Frequency-modulated oscillator designed for the rapid and accurate alignment of T.V. and F.M. receivers. Also suitable for checking band pass amplifiers.

Frequency range: 5-250 Mc/s.
 Frequency deviation: Continuously variable to approx. 15 Mc/s.
 Output: 40 microvolts to 2 millivolts continuously variable.
 Freq. Mod.: Substantially linear to 6 Mc/s.
 Sweep: Sweep voltage continuously variable to a max. of 300 V.R.M.S.

CASH PRICE: £31. 10. 0. prompt delivery.
CREDIT TERMS: 9 monthly payments of £3.18.9.
HIRES PURCHASE TERMS ALSO AVAILABLE.



MULTIRANGE UNIVERSAL METER Model 77A

Highly sensitive multirange meter for RADIO and T.V. servicing requirements. Silver plated beryllium copper switch contacts ensure low loss and trouble free performance. 5in. scale moving coil meter. Sapphire jewel bearings.

Sensitivity—20,000 o.p.v. D.C. 5,000 o.p.v. A.C. Accuracy 2% D.C., 4% A.C. Automatic overload protection.

Ranges:
 Volts D.C. 0—7.5—30—75—300—750—3,000
 30 k.V. by means of external high voltage adaptor (Model 477)
 Volts A.C. 0—7.5—30—75—300—750
 Milliamperes D.C. 0—15—1.5—15—150—1,500

Amperes D.C. 0—15
 Resistance—1 ohm to 50 megohms (self-contained) in 3 ranges.
 Buzzer: For quick continuity testing.

CASH PRICE £17. 0. 0. prompt delivery.
CREDIT SALE TERMS: 9 monthly instalments of £2.2.6.
HIRES PURCHASE TERMS ALSO AVAILABLE.

ALL TAYLOR Instruments available on CREDIT TERMS and 7 DAYS' APPROVAL.

TAYLOR ELECTRICAL INSTRUMENTS LTD.

MONTROSE AVENUE, SLOUGH, BUCKS. Telephone: Slough 21381. Cables: Taylins, Slough.



Use . . .

Delanco

REGD.

ELECTRICAL INSULATING
in all Departments

The 'Delanco' range of materials includes:—

- Vulcanized Fibre—Sheet, Rod and Tube
- Leatheroid—Sheet, Roll and Tape
- Laminated Bakelite—Sheet, Rod and Tube
- Ebonite—Sheet, Rod and Tube
- Presspahn—Sheet, Roll and Tape
- Sleevings—Glace Cotton, Rayon and Glass Fibre all Unvarnished and Varnished, Nylon and Terylene (both Unvarnished)
- Varnished Fabrics and Tapes—Cambric, Nylon, Silk, Terylene and Glass Fibre
- Interleaving Papers and Composite Insulation
- Mica-punchings in all qualities

Terylene is a registered trade name of Imperial Chemical Industries Ltd.

- ★ LAMINATED BAKELITE
- ★ S.R.B.P. COIL FORMERS
- ★ MACHINED AND PRESSED COMPONENTS
- ★ VARNISHED CAMBRIC AND SLEEVING
- ★ MICA PARTS AND MATERIALS
- ★ LEATHEROID, PRESSPAHN IN COIL AND SHEET
- ★ FIBRE GLASS LAMINATES AND PARTS
- ★ VULCANIZED FIBRE IN SHEET COIL AND ROD

Write for the 'Delanco' catalogue specially prepared for the Electronic Engineer. It will be posted by return.

ANGLO-AMERICAN VULCANIZED FIBRE CO. LTD.
CAYTON WORKS · BATH STREET · LONDON · E.C.1. CLE 3271 Grams: "PROMPSERV," LONDON

"YOU CAN RELY ON US"

Stockists of all Radio and Electronic components for manufacturers, laboratories, Educational authorities, and the amateur.

MULLARD 510 AMPLIFIER AND G.E.C. 912 AMPLIFIER—ALL PARTS STOCKED AND AVAILABLE ON H.P.



INCLUDING ELCOM, BULGIN, TCC, HUNTS, DENCO, ETC.


DETAILED LISTS ON ABOVE AVAILABLE
ALL AVO, TAYLOR, INSTRUMENTS FROM STOCK
NEW CATALOGUE AVAILABLE 2½d. STAMP.

RADIO SERVICING COMPANY

82, SOUTH EALING ROAD, LONDON, W.5.

Telephone : EAL. 5737

Next to South Ealing Tube (TURN LEFT) 9 to 6 p.m., Wed. 1 o'clock.



FREQUENCY METERS

2½-8" up to 10,000 cycles

DIFFERENTIAL A.C. CURRENT METERS

COMPARING THE MAGNITUDE OF TWO CURRENTS.

PHASE SEQUENCE INDICATORS AND SYNCHROSCOPES UP TO 5 Kc

A Full Range of Switchboard and Portable Instruments

THE ELECTRICAL INSTRUMENT CO. (HILLINGTON), LTD.

Boswell Square Industrial Estate, Hillington, Glasgow, S.W.2. Halfway 1166 and 2194




zone-refined GERMANIUM

TO YOUR SPECIFICATION

We can supply you with Transistor grade, zone-refined intrinsic and single crystal, N-type or P-type germanium, to your specification of resistivity and life time.

details from **G · A · STANLEY PALMER LTD**

phone TEMple Bar 3721/2
MAXWELL HOUSE · ARUNDEL ST · LONDON · W.C.2



In the vanguard of progress

Since January, 1956, Salford Electrical Instruments Limited have been in regular production of Vacuum-Deposited Selenium Rectifiers employing aluminium base plates.

This is one of the most outstanding technical advances in selenium rectifier manufacture in this country in recent years. In conjunction with other improvements it results in reduced forward resistance and therefore increased current rating for the same size of elements, while at the same time maintaining the full inverse voltage rating.

Further important advantages are an extended temperature range of operation, improved life and reduced weight.

A SIGNIFICANT CONTRIBUTION TO THE ADVANCE OF ELECTRICAL AND ELECTRONIC TECHNIQUES.

SEI SELENIUM RECTIFIERS

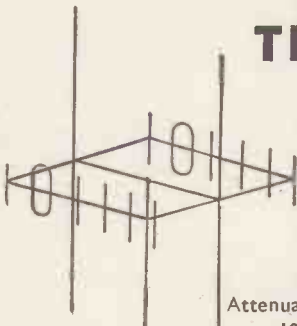
SALFORD ELECTRICAL INSTRUMENTS LTD.

PEEL WORKS, SILK STREET, SALFORD 3.

LONDON OFFICE: MAGNET HOUSE, KINGSWAY, LONDON, W.C.2.
TEMPLEBAR 4669.

A SUBSIDIARY OF THE GENERAL ELECTRIC CO. LTD.

TELCON CELLULAR POLYTHENE INSULATED DOWNLEADS



This new range of 75 ohm coaxials has been especially designed for the reception of Band II (FM sound 87.5 - 100 Mc/s.) and Band III (Television 174-216 Mc/s.).

Attenuation db/100ft.



10 Mc/s.
50 "
100 "
200 "

	ET5M	ET6M	ET7M	ET8M	ET10M
10 Mc/s.	1.3	1.5	1.0	1.1	0.6
50 "	3.0	3.4	2.3	2.6	1.5
100 "	4.3	4.8	3.2	3.6	2.2
200 "	6.3	7.2	4.9	5.3	3.3

Dimensions (inches)

Centre Conductor
Over Cellular TELCOTHENE
Over Wire Braid
Over TELECOVIN sheath

	1/0.022	7/0.0076	1/0.029	7/0.010	1/0.044
Centre Conductor	0.093	0.093	0.128	0.128	0.200
Over Cellular TELCOTHENE	0.117	0.117	0.152	0.152	0.230
Over Wire Braid	0.157	0.157	0.202	0.202	0.290



please ask for a copy of Publication TV5

THE TELEGRAPH CONSTRUCTION & MAINTENANCE CO. LTD., TELCON WORKS, GREENWICH, S.E.10 TEL.: GREENWICH 3291
BRANCHES: BIRMINGHAM, CARDIFF, LONDON, MANCHESTER, NEWCASTLE AND NOTTINGHAM.

TECHNICIANS & ENTHUSIASTS WHO KNOW SPECIFY . . .

Dulci

FULLY GUARANTEED



QUALITY EQUIPMENT

To satisfy the higher sense of sound



★ **Model H.4.T. AM/FM Tuner**
 Chassis self powered for 200/250 volts. A.C. mains. Four wavebands—F.M., Short, Medium, Long. All-glass miniature valves. Magic eye tuning. Size: 12 x 9 x 7½ ins. high. Highly sensitive. Designed for quality reproduction. Stable operation. Negligible radiation. 75 ohm aerial input. £20/17/- including tax.

★ **G.A.4 High Fidelity Amplifier. 4 watt.** 4 valve circuit using latest B.V.A. glass miniatures. Frequency response 40-15,000 c.p.s. Control panel on fly leads for universal mounting. Controls include input selector switch with provision for switching to Radio, L.P. and 78 r.p.m. records. Independent treble and bass controls giving wide range of lift and cut. Rotatable Mains Transformer for hum cancellation. Price £9/9/-.



★ **F.M. Tuner. (VHF) self powered.** For 200/250 A.C. mains. All-glass miniature valves. Magic eye tuning. 3 stage I.F. amplifier. Pre-set output level. Highly sensitive, designed for quality reproduction. Switching incorporated for connection to pick-up sockets. Output to suit quality amplifiers and recorders. 75 ohm aerial input. Negligible radiation. £17/10/3 including tax.

We have designed a special **PRE-AMPLIFIER** for the New **COLLARO Tape Transcriber**. Apply for details.

THE DULCI COMPANY LIMITED

97-99 Villiers Road, London N.W.2. (Willesden 6678)

THE BRITISH NATIONAL RADIO SCHOOL

ESTD. 1940

NOW IN OUR SIXTEENTH YEAR AND STILL

NO B.N.R.S. STUDENT HAS EVER FAILED


to pass his examination(s) after completing our appropriate study course

GIVE YOURSELF THE BEST CHRISTMAS PRESENT EVER— A B.N.R.S. Study Course

A.M.Brit.I.R.E. and CITY and GUILDS Radio and Te'communications Exams., etc., etc.

PRINCIPAL,
 BRITISH NATIONAL RADIO SCHOOL
 2, CANYNGE ROAD, CLIFTON, BRISTOL, 8
 Tel. BRISTOL 34755

ELECTRONICS



... at your service!

The application of electronics to industrial processes is our speciality. We are offering industry an exceptional service which comprises expert and practical advice with research problems, development of prototypes, and batch or long-run manufacture of custom-built equipment of very high standard.

YOUR ENQUIRIES ARE INVITED

ANDEC LTD

FORMERLY AVIS & BAGGS LTD.

A.I.D. and A.R.B. APPROVED
Contractors to H.M. Government.

BENNET ROAD, READING, BERKS.

Telephone: Reading 82401



Teleradio* 5A

SIMPLE EFFICIENT

Made by AWA, Australia's largest manufacturer of telecommunications equipment of all types. AWA are approved contractors to the Crown Agents. The 5A is in use by Governments and private networks in many places. Please write for details.



SPEECH COMMUNICATION

The AWA Teleradio 5A is a low-power H.F. transmitter-receiver for distances up to several hundred miles over land or sea.

One to four channels between 2 and 9 mc/s may be pre-tuned in the crystal-controlled transmitter. The receiver also tunes from 550 to 1540 kc/s.

The standard model operates from 12-volt battery. An A.C. model is also available.

* Regd. Trade Mark 34699 (Aust.)

AMALGAMATED WIRELESS (AUSTRALASIA) LIMITED
 47 YORK STREET, SYDNEY, N.S.W. 99 ALDWYCH, LONDON

ES11-56



£110

We believe the '888' will become acknowledged as the answer to all problems of reception on amateur bands. Bandspread is inherent in the design, each of the six bands occupies the 12in. calibration scale.

Accurate dial readings. Crystal controlled Calibration Oscillator. Selectivity Bandwidth is variable 0.9 Kc/s to 5 Kc/s. Audio Filter for CW with 100 c/s Bandwidth.

Cash Price £110 or on Webb's Extended Payment Terms—Deposit £55 and 12 payments of £5/0/10 (or 18 of £3/10/4) Also under our Six Months Credit (No Interest) Scheme—Deposit £22 and 6 payments of £14/13/4 by Bankers order. Please ask for forms and conditions of supply.

ON DEMONSTRATION AT **WEBB'S**
 a new, unique receiver
 designed specifically
 and solely for the
AMATEUR BAND OPERATOR...



Space limitation precludes us doing justice to its many features... but every one of the multitude of design details are directed to one end

... to ensure your station
 is well equipped for reception

Please ask for the fully detailed brochure.
 Post free on request from Webb's.



Shop Hours 9-5.30 (Thursdays 7 p.m.) Saturdays 9-1 p.m.

14 SOHO STREET, OXFORD STREET, LONDON, W.1
 Telephone: GERrard 2089

DO YOU TRUST YOUR PLASTIC MOULDINGS ?

or do you have them "knocked off" by a general jobbing moulding shop?

HARWINS mould for the electronic and electrical industry only. We specialise in this field and supply to the leading companies in the country.

For your next moulding requirements where quality and price are important why not try :-

HARWINS FOR RADIO AND ELECTRICAL MOULDINGS
 HARROW MIDDX.

A GREAT QUARTET

Every lover of music and perfect record reproduction will want to possess these informative and entertaining books by G. A. Briggs.

SOUND REPRODUCTION
 Third edition, second impression, 368 pages, 315 illustrations. Chapters on Resonance, Cabinets, Room acoustics, Response curves with Oscillograms, Crossover networks, Recording systems, Records, Pickups, etc. Total sales 40,000, 17/6 (18/6 post free). De Luxe edition, 25/- (26/- post free).

HIGH FIDELITY
 Packed with sound sense about sound reproduction in the home. Non-technical language, enlivened by many humorous touches and accounts of incidents connected with concert hall demonstrations. 190 pages, 65 illustrations. 12/6 (13/3 post free). Over 8,000 sold in 5 months. De Luxe edition, 17/6 (18/6 post free).

LOUDSPEAKERS
 New 4th edition. 92 pages, 45 illustrations. Standard reference work on loudspeakers. Detailed information, diagrams, description of Electrostatic speaker and concert hall demonstrations. Total sales over 45,000. 7/6 (7/9 post free).

PIANOS, PIANISTS AND SONICS
 A book for sound enthusiasts and music lovers written in G. A. Briggs' entertaining style. Chapters on Piano history and construction, Harmonic analysis, Touch, Tone Tuning, etc. 192 pages, 102 illustrations. 10/6 (11/- post free).



THE IDEAL *Portable* HIGH VOLTAGE TEST SET



FOR EVERY TEST LABORATORY



CUBICLE
 Strongly constructed portable steel case with lifting handles, adequately ventilated, finished in attractive grey "hammer" finish enamel.

DIMENSIONS
 Height 17 1/2 in. by length 20 in. by width 12 1/2 in.

WEIGHT 34 lb.

CONTROL
 Continuous and smoothly variable from zero to 2,500 volts by means of continuously variable regulating transformer.

The test voltage is applied smoothly without high stress from voltage surges.

PROTECTION
 A miniature magnet circuit breaker in the primary circuit and double pole on-off switch with double pole mains fuses provide perfect protection.

VOLTMETER
 A high-grade instrument connected in the primary circuit but sealed to read output voltage.

2.5 KV at 500 VA
 INSULATION TEST SET
 Price £40.8.6

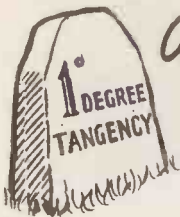
Complete with test prods.



PARTRIDGE WILSON & CO. LTD., Davenset Elec. Wks., Leicester

Wharfedale

WIRELESS WORKS LTD.
 IDLE, BRADFORD, YORKS.



A new milestone in Hi-

Fi Reproduction



The cradled interchangeable disks are a coarse counterbalance for all heads and cartridges.

The two slide weights give complete fine adjustment gradation within 8 grammes.

A finger-touch calibrated pedestal is a new approach to rapid precision alignment of all heads and cartridges.

Closure of the feed lead ensures freedom from interference both mechanically and electrically.

Friction-free spheres give the ultimate in tracking smoothness.

The plug-in shell will take ALL popular cartridges (two shells are included with each arm). The fitting is standard for direct plug-in heads. We believe this to be the **LAST WORD** in Pick-up arm refinement

Price 11gs. Plus P.T. 92/5.

Ask your local dealer for full details or write to:

BURNE-JONES SUNNINGDALE ROAD CHEAM SURREY ENGLAND



BASF MAGNETOPHON MAGNETIC RECORDING TAPE

We are please to announce reduced prices on and after 5th November as follows:-

TYPE LGS.	RETAIL PRICES
150ft. on plastic spool	8 0
300ft. on plastic spool	13 6
600ft. on plastic spool	£1 1 0
850ft. on plastic spool with automatic stop (for Grundig Models TK.5, TK.9 and TK.12)	£1 8 0
1,200ft. on plastic spool with automatic stop (for Grundig Models TK.819 and TK.820)	£1 15 0
1,200ft. on plastic spool	£1 15 0
1,000 metres on small metal centre	£4 10 0
Stenorette Type T5	£1 2 6

Long Playing

Piccolo, 210ft. (65 metres)	9 0
850ft. (260 metres) Long Playing, with automatic stop wound on 5in. plastic spool	£1 8 0
1,200ft. (350 metres) with automatic stop wound on 5½in. plastic spool	£1 15 0
1,700ft. (515 metres) Long Playing, with automatic stop wound on 7in. plastic spool	£2 10 0

F. A. HUGHES & CO. LTD.

DEVONSHIRE HOUSE, PICCADILLY, LONDON, W.1.

TELEPHONE: MAYFAIR 8867

UNREPEATABLE ITEMS AT BARGAIN PRICES

P.M. SPEAKERS

Brand new and unused, 2-3 ohm. speech coil. 5in. 19/6, 6 1/2in. 21/-, 8in. 24/6, 10in. 30/-, plus 2/- postage and packing on each.

FERRITE ROD AERIALS

M and L Wave 12/6, M wave only 8/9, by Teletron or Denco complete with circuit diagram. Also T.S.L. Rod with winding instructions, price 6/-. Postage 1/- extra.

DROPPING RESISTORS .2amp

Bargain offer of cement covered droppers total resistance 1,200 ohms. tapped at 1,000 and 800 ohms. Brand new. Price 15/- per half dozen plus 2/- postage.

CONNECTING WIRE

P.V.C. covered 22 swg. tinned copper wire. Price 2/6 per 25 yd. coil, post free.

CARBON RESISTORS

Brand new and unused. 1/2 watt types. 200 ohms., 470 ohms, 39K, 240K. Price 2/6 per doz.

1 watt types (Erie). 47 ohms. 1K, 10K, 470K, 2.2 meg. Price 3/- per doz.

5 watt types. 100 ohms., 150 ohms, price 6/- per doz.

SLOW MOTION DRIVE SPINDLES.

1/2in. dia. at 1/6 each.

SILVER MICA CONDENSERS.

Brand new by T.C.C. 5 pf. and 50 pf. 4/- per doz.

3 CORE MAINS LEADS.

1/2in. dia. brown P.V.C.-covered. 3, 14/36 rubber covered conductors. Length 9ft., price 1/9 each.

CONDENSERS (Electrolytic and Tubular).

50 + 50 mfd. 350 v. B.E.C., 6/6 each. 32 + 32 mfd. 350 v. B.E.C., 4/- each. .005 mfd. 1,000 v. Dubilier, 6/- per doz. .02 mfd. 750 v. Sprague, 5/6 per doz. Unused and of recent manufacture.

COILS—Full range of Wearite, Teletron, Weymouth and Denco.

TWIN GANG TUNING CONDENSERS.

500 pf. Midget shorts pindle L/T, 6/- each.

500 pf. Semi-Midget less trimmers, 5/- each.

500 pf. Standard with feet and trimmers 9/6 each.

PORTABLE NIGHT LIGHT.

Battery operated, ideal for child's bedside. Lights automatically when picked-up. Brand new, limited quantity. Price 7/6 complete with battery. Postage and Packing 1/6 extra.

SPEAKER FRET.

Woven plastic Tygan, light colour. One size only approx. 6in. x 12in. Price 1/- per piece. Post free.

SUPEREX "55" BATTERY PORTABLE.

Four valve superhet covering L and M waves. Attractive two colour attache case. Large elliptical speaker. Building cost £7/15/-, plus 4/- postage and packing. Send 1/6 for full building instructions and price list.

SUPERIOR TRF RECEIVER.

A four valve mains operated midget TRF receiver for L and M waves. Attractive veneered cabinet. Large speaker 7in. x 4in. Send 1/6 for instruction booklet and price list.

FILAMENT TRANSFORMERS

6.3 volts at 1 1/2 amp. 240 volts A.C. input. Flying leads. Price 5/6, plus 1/6 p.p.

RADIO PLIERS.

Very useful pointed nose pliers with P.V.C. insulated handles. Overall length approx. 5in. Price 5/9 each pair.

SIDE CUTTERS

Strongly jawed cutters, size as above but with or without insulated handles. Insulated type 6/6 per pair. Uninsulated type 5/6 per pair.

THE SUPERIOR BUREAU



Very elegant in highly figured walnut veneer with internal panels in sycamore. Sloping radio panel size 16in. long x 10 1/2in. high. Uncut motor board size 15 1/2in. long x 13 1/2in. back to front. Lid panelled in beige leatherette. Two large storage cupboards. Speaker chamber large enough for speaker. Overall cabinet size 35in. high, 34in. long, 16 1/2in. deep.

Price 16 1/2 Gns.
Plus 25/- carriage

THE COMPACT BUREAU



A well designed bureau type cabinet in a medium size. Veneered in a highly figured walnut. Outside dimensions, length 29 1/2in. depth 16in., height 32in. Sloping control panel on right hand side approx. 13 1/2in. x 13in. Large storage compartment located inside the cabinet above motor board.

Price 12 Gns. Plus 20/- carriage


LOCATION: On the main Harrow Road between Harlesden and Wembley.

SHOP OPEN: 9 a.m. to 6 p.m. Monday to Saturday. 1 p.m. Thursday.

TERMS: Cash with order or C.O.D. Extra charge for C.O.D. U.K. and N. Ireland.

Superior Radio supplies
37 HILLSIDE, (HARROW ROAD) STONEBRIDGE, N.W.10. Elgar 3644

SWITCH-TUNED F.M. UNIT BY JASON



A valuable advance in F.M. technique

- Automatic Frequency Control.
- Complete stability—no drifting.
- Single 3-position switch control alone tunes to desired programme.
- To operate from Amplifier or Jason Power Pack (extra).
- Exclusive Jason design.

Tested, tuned and guaranteed. Good range. Highest quality. Complete. **£19-16-2**


FROM LEADING STOCKISTS EVERYWHERE. DETAILS FROM—
JASON MOTOR & ELECTRONIC CO. Phone: SPEedwell
328 GRICKLEWOOD LANE, LONDON, N.W.2 7050

IMPREGNATE your coils with ease

BLICKVAC

High Vacuum Impregnators meet the most stringent specifications and yet are easy to handle. Full range of models available to meet the needs of the large-scale producer, the research laboratory or the small Rewind shop.

Outstanding Features :



- Ease in control.
- Ease in cleaning.
- Elimination of vibration.
- Unequalled flexibility and performance.
- Simple attachment of auxiliary autoclaves.
- Units available suitable for Varnish, Wax, Bitumen and Potting Resins.

Users include M.O.S., N.C.B., G.E.C., Pye, Marconi, Metro-Vick.

If your problem is COIL IMPREGNATION or impregnating or casting with Potting Resins consult:

BLICKVAC ENGINEERING LTD.
Bede Trading Estate, Jarrow, Co. Durham. Jarrow 89/7155
96/100 Aldersgate Street, London, E.C.1 Monarch 6256/8

FORTIPHONE MINIATURE COMPONENTS

FOR CONSTRUCTING THE Mullard

Circuits in the Booklet "TRANSISTORS FOR THE EXPERIMENTER"

Circuit 11, page 29	miniature transformers larger type	A203, A204 P203, P204	15/6 each <i>post free</i> 17/6 "
Circuit 4, page 27	driver transformer multi-ratio experimental types	P291 MM-1 Matchmaster PM-1 Powermaster	17/6 " 25/- " 30/- "
Circuit 5, page 27	coupling transformers slide switch socket cord earphone eartip special earphone (250 ohms)	N22, N23 SW/5 SK/4 14/-/14 "long large" L	10/- " 4/- " 1/6 " 5/- " 2/9 " 18/- "
Circuit 7, page 28	special earphone (600 ohms)	D two dot	22/- "

for further details of these and other subminiature components, write to

FORTIPHONE LTD., COMPONENT DIVISION, 92, MIDDLESEX STREET, LONDON, E.1

Don't Buy an Amplifier Until You have Heard



with the collaboration of one of Britain's foremost transformer designers Verdik have produced the finest instrument in its class measuring only 8 3/4" x 4 3/8" x 5" CONSIDERABLY SMALLER THAN THE SIZE OF THIS PAGE.

SPECIFICATION

PRE-AMPLIFIER

INPUTS
Radio
Tape
Pickup 78
Pickup LP
Microphone

CONTROLS
Input Selector
Bass Boost & Cut
Treble Boost and Cut
Volume

MAINS AMPLIFIERS

Rated Power Output—10 Watts.
Input Voltage—40 MV for 10 Watts.
Harmonic Distortion—for 10 Watts at 400 c/s, 1% approx.
Frequency Response—within 1 db, 20 c/s to 20 kc/s.
Output Impedances—4 ohms, 8 ohms, 15 ohms.
Spare Supplies for Tuner Unit 30 m/a at 300 v., 2 a at 6.3 v.

20 ONLY
GNS. COMPLETE

From your Dealer or full details from:—

VERDIK SALES LTD.
8 Rupert Court, Wardour St., W.1.
Phone: Gerrard 8266

4 important books for the enthusiast

from your bookseller

Second Thoughts on Radio Theory

By Cathode Ray of "Wireless World"

Examines various aspects of elementary radio science, explains them clearly and shows that there may be more behind them than is apparent from the usual textbook. A helpful text-book for the student, a refresher for the engineer and a reference book for all.

409 pp. Illus. **25s. net.** *By post 26s. 2d.*

Radio Valve Data 5th Ed.

Compiled by "Wireless World"

Gives in tabular form the characteristics of about 2,500 types of British and American valves and 37 transistors, together with particulars of over 300 cathode-ray tubes. A new feature is the improved method of presenting the valve-base connections, which should be of considerable assistance to those using the tables.

126 pp. **4s. 6d. net.** *By post 5s. 1d.*

Wireless Servicing Manual 9th Edition

By W. T. Cocking, M.I.E.E.

A thoroughly revised edition of a standard work for both amateur and professional. Essential testing apparatus is described and logical methods of deducing and remedying defects are explained. A completely new chapter on the servicing of frequency-modulated v.h.f. receivers has been added.

268 pp. Illustrated **17s. 6d. net.**
By post 18s. 6d.

Guide to Broadcasting Stations, 1956-57

Compiled by "Wireless World"

Lists geographically and in order of frequency and wavelength all European medium and long-wave broadcasting stations and over 1,900 short wave transmitters in 125 countries. Frequencies of over 500 v.h.f. broadcasting stations in Europe and operating details of European television stations are also included.

80 pp. **2s. 6d. net.** *By post 2s. 10s.*

Published by ILIFFE AND SONS LIMITED · DORSET HOUSE · STAMFORD STREET · LONDON · S.E.1



STL

Transformers incorporating "C" cores or conventional construction

STL TRANSFORMERS

based on sound design and are manufactured to the highest standards called for in the electronic and communication fields. Consult us for your next transformer requirements.

N.B.: MANUFACTURERS AND TRADE ONLY

STEWART TRANSFORMERS Ltd.
75, KILBURN LANE, LONDON, W.10 · LADbroke 2296/7

BRADMATIC

HIGH QUALITY TAPE RECORDING EQUIPMENT

TAPE DESKS AVAILABLE:
Model 5D (taking up to 10½ in. reels) £50 0 0
Model 5C (taking up to 9½ in. reels) £47 10 0
Model 5B (taking up to 7 in. reels) £42 0 0
All with two speeds, 3½ and 7½ i.p.s. Twin track heads. Push button control. Three heavy duty motors. Three separately shielded heads.

HALF TRACK HEADS AVAILABLE:
Model 5RP Record/Play Head £3 5 0
Model 6RP Super Fidelity Record/Play Heads £3 15 0
Model 5R Record Head
(Used in conjunction with 6RP head) £3 5 0
Model 5E Erase Head £3 5 0
Commercial "friction" type mounting stems 4/- extra
Standard Heads—High Impedance, Low Impedance Heads and Special Heads made to order.

SCREENING CANS:
All Mumetal 8/6 each
Composite (Steel/Mumetal) 4/6 each
We specialise—that is why deck manufacturers standardise our heads.

STEREOPHONIC HEADS:
Suitable for use with the new Stereosonic pre-recorded magnetic tapes. Price £14/10/- each.

AMPLIFIERS
Our new type 10 Record/Play amplifiers have an overall frequency response of 30-15,000 cycles within 4 db unweighted. Details on application.

BRADMATIC LIMITED
STATION ROAD · ASTON · BIRMINGHAM 7
Phone: EAST 2881-2 Grams: Bradmatic, Birmingham

INTRODUCING THE LINEAR 'DIATONIC'

A HIGH FIDELITY ULTRA LINEAR AMPLIFIER WITH INTEGRAL PRE-AMP

A special feature is the compactness of the unit. Full advantage has been taken of latest component miniaturisation developments to produce a 10-watt Hi-Fi push-pull amplifier incorporating tone control preamplifier stages within the measurements of 10 x 6 x 6in.

In addition two high impedance input sockets are provided for microphone and gram, etc. Each input has its associated vol. control, five B.V.A. (Mullard) valves are employed, ECC83, ECC83, EL84, EL84, EZ81.

H.T. and L.T. power supply point is included for a radio tuner.



SIZE ONLY 10—6—6ins.

Weight 12½lbs. Power consumption 90 watts
For 200-230-250v. 50 c/cs. A.C. mains.

Chassis finish stoved gold
—Bronze hammer.

Retail Price

12 GNS.

Send S.A.E. for descriptive literature.

TRADE AND EXPORT ENQUIRIES
to

FREQUENCY RESPONSE

± 2 d.b., 30-20,000 c.p.s.

MAXIMUM POWER OUTPUT

In excess of 11 watts.

RATED OUTPUT 10 WATTS.

SENSITIVITY

Volume 1 22 millivolts for rated output.

Volume 2 220 millivolts for rated output.

TREBLE LIFT CONTROL

Continuously variable + 6 d.b. to 13 d.b. at 12,000 c.p.s.

BASS CONTROL

Continuously variable + 13 d.b. to -18 d.b. at 50 c.p.s.

HUM LEVEL

Referred to maximum output and including integral pre-amp -60 d.b.

HARMONIC DISTORTION

0.25% measured at 6 watts.

NEGATIVE FEEDBACK

Total 32 d.b. including 24 d.b. in main loop.

LINEAR PRODUCTS LTD.

5-9 MAUDE STREET, LEEDS, 2.

Tel. 23116

METERS

To B.S.89 Calibrated and scaled to your requirements.

DEVELOPMENT & PRODUCTION PROBLEMS ASSISTED BY

STOCKISTS OF

ERNEST TURNER, EAC, BALDWIN, WEIR and LEADING MANUFACTURERS INSTRUMENTS

PROMPT DELIVERY

Typical 2½" & 3½" Round Flush Pattern

MANUFACTURERS OF

- NETWORK ANALYSERS
- EDUCATIONAL, GEOPHYSICAL and SPECIAL INSTRUMENTS
- PORTABLE MULTIRANGE TEST SETS at 1 megohm per Volt
- ELECTRONIC TEST EQUIPMENT
- ELECTRONIC INSULATION TEST-SETS

MOVING COIL ● MOVING IRON
THERMO COUPLE ● ELECTROSTATIC

- CIRCULAR (Round or Projecting)
- SQUARE, RECTANGULAR and INDUSTRIAL PATTERNS

★ *May we quote for your requirements?*



Typical 4½" Square Flush Pattern

ANDERS ELECTRONICS LTD.

91, HAMPSTEAD ROAD, LONDON, N.W.1. Telephone EUSton 1639.

★ Suppliers to Govt. Depts., B.B.C., Tech. Colleges, Leading Manufacturers & Research Laboratories ★



UNDOUBTEDLY THE BEST VALUE YET OFFERED

Stern's "fidelity" TAPE RECORDER

IMMEDIATELY AVAILABLE TO MAIL ORDER CUSTOMERS

- Has dual input channels for mixing
- Monitoring provided for
- Extension speaker sockets are provided
- Will play the new pre-recorded tapes
- Provides 2 hours' playing time at 3 1/2 in. or 1 hour at 7 1/2 in. per second.
- Case contains concealed pocket to accommodate Mike, Mains Lead and spare reel of Tape.

PRICE COMPLETE READY FOR USE... £43'0

TERMS: £11 Deposit and 9 months of £3/18/3, or £21/10/- Deposit and 12 months of £1/19/10 Carr. and ins. is £1/10/- extra, but we return £1 on return of packing case.

GUARANTEED FOR 12 MTHS. (B.V.A. VALVES 90 DAYS)

SEND S.A.E. FOR ILLUSTRATED AND DESCRIPTIVE LEAFLETS

The following items form complete Recorder. Plus attractive Carrying Case.

THE TRUVOX MODEL TR7U TAPE DECK

3 Shaded Pole motors. Drop-in Tape Loading. Push Button Control. Separate Push Button Brake. Fast forward and fast reverse. Silent drive eliminating Wow and Flutter. Half Track working and 2 speeds, 3 1/2 in. and 7 1/2 in. per sec. Positive Azimuth Adjustment. Overall size only 14 1/2 x 12 1/2 in. Available for £23/2/-.

THE MODEL T.R.I./F. AMPLIFIER

Has been expressly designed to meet the requirements of enthusiasts for fidelity reproduction, and in particular to CORRECTLY operate the above TRUVOX DECK. It is supplied complete with a matched Elliptical 3 ohm P.M. Speaker, it incorporates an efficient Tone Control arrangement and has a Magic Eye Indicator (Operative on Record). A Co-axial Socket is also incorporated for MONITORING on Record, and this can also be used to feed an external amplifier. The Amplifier can also be used for high quality reproduction of gramophone records direct from a gram unit. Available for £14/14/-.

AGOS CRYSTAL MICROPHONE, MODEL MIC.33.1

PRICE £2/10/-.

1,200 ft. REEL OF SCOTCH BOY or E.M.I. MAGNETIC RECORDING TAPE. PRICE £1/15/-.

PORTABLE ATTACHE CASE

This, as may be judged from the illustration above, is a neat, compact and attractively finished case, being covered with maroon rexine and having an ivory coloured speaker escutcheon. It contains concealed pockets to accommodate the Microphone, Mains Lead and a spare reel of tape.

HOME CONSTRUCTORS!! £40'0

YOU CAN BUILD THE COMPLETE RECORDER FOR

TERMS: £10 Deposit and 9 months of £3/13/4, or £20 Deposit and 12 months of £1/7/1. The Truvox TAPE DECK and the Quality Amplifier are supplied tested and ready for use, and the actual assembly of the Tape Recorder is extremely simple, involving only a few connections. Step-by-step connection chart is supplied for this purpose.

If you have your own Cabinet WE WILL SUPPLY: The TRUVOX TAPE DECK, the TAPE AMPLIFIER, MATCHED SPEAKER, and 1,200ft. of E.M.I. TAPE for £33/10/- plus £1/10/- carr. and ins., £1 of which is refunded on return of case.

TERMS: £8/8/- Deposit and 9 months of £3/1/4, or £16/15/- Deposit and 12 months of £1/11/1. Carriage and insurance is £1/10/- extra, but we refund £1 on return of Packing Case.

STERN'S "COMPACT 5" AMPLIFIERS

EXPRESSLY DEVELOPED FOR VERY HIGH QUALITY REPRODUCTION OF GRAM RECORDS AND PARTICULARLY SUITABLE FOR HIGH QUALITY REPRODUCTION OF THE F.M. TRANSMISSIONS:

The "Compact 5-2"

A 2-stage high sensitivity amplifier having SEPARATE BASS and TREBLE CONTROLS and designed to give up to approx. 5 watts with very pleasing quality. PRICE £5/15/-

The "Compact 5-3"

A 3-stage version of the "5-2" model but in this case having an additional stage and incorporating negative feedback. PRICE £6/16/-.

The Amplifiers are compact and very attractively designed, having a "Hammered/Gold" finish with a fully engraved front panel by which the entire Amplifier is conveniently mounted into a Cabinet, occupying no more space than a conventional Tone Control Unit. Send S.A.E. for illustrated leaflet.

POWER SUPPLY. Is obtainable from a small separate Unit which, apart from supplying power to either Amplifier, also has additional supply available for a Radio Tuning Unit. PRICE (additional to above) £2/10/-.

THE LEAK "TL/10" AMPLIFIER and "POINT ONE" PRE-AMPLIFIER.

Provides a maximum output of 10 watts, maintains in every respect the renowned Leak reputation for precision engineering, fine appearance and lastidious wiring. PRICE COMPLETE £28.7.0 (plus 7/6 carr. and ins.).

TERMS: Credit, Deposit £7/7/- and 9 monthly payments of £2/11/4. H.P. Deposit £14/4/- and 12 monthly payments of £1/6/- Send S.A.E. for fully illustrated leaflet.

THE "POINT ONE" PRE-AMPLIFIER.

is available separately for £10/10/-.

THE ARMSTRONG MODEL A.10 "HI FI" AMPLIFIER.

Produced for the discriminating person who desires the most faithful reproduction from Radio or Gramophone Records.

PRICE £29. 10. 0 (plus 7/6 carr. and ins.).

TERMS: Credit, Deposit £7/7/6 and 9 monthly payments of £2/14/1. H.P. Deposit £12/15/- and 12 monthly payments of £1/7/4. Send S.A.E. for full details.

Open Monday to Friday 9 a.m.—6 p.m. Saturday 9 a.m.—1 p.m.

STERN RADIO LIMITED

**AMPLIFIERS
PRE-AMPLIFIERS**

**HIGH FIDELITY
FOR THE
HOME CONSTRUCTOR**

—COMPLETE KITS OF PARTS FOR THE "Hi-Fi" ENTHUSIAST—

QUALITY OF THIS NATURE HAS NEVER BEFORE BEEN OFFERED AT SUCH LOW COST.

The MULLARD '5-10' MAIN AMP-LIFIER



This is the very latest design and needs no recommendation from us. Our Kit is complete to Mullard's specification, including the latest GILSON ULTRA LINEAR OUTPUT TRANSFORMER and the entire MULLARD Valve line up. ALL SPECIFIED COMPONENTS are supplied.
PRICE OF COMPLETE KIT OF PARTS £11/11/0 (Plus 5/- carr. and ins.)

THE full SPECIFICATION and BUILDING INSTRUCTIONS for these three Units are available for 1/6 each. THEY include COMPONENT PRICE LISTS and simple "wire-to-wire" PRACTICAL DIAGRAMS.

STERN'S "fidelity" PRE-AMPLIFIER TONE CONTROL UNIT

"A design for the music lover"



Briefly it has inputs for all types of MICROPHONES, HIGH and LOW GAIN PICK UPS and a RADIO TUNING UNIT. It incorporates (a) GRAM EQUALISING CONTROL, (b) STEEP CUT FILTER, (c) Continuously variable BASS and TREBLE CONTROLS and a variable OUTPUT CONTROL which enables its use with any type of Amplifier.
PRICE OF COMPLETE KIT OF PARTS WE ALSO OFFER IT ASSEMBLED READY FOR USE, £8/6/- (Plus 5/- carr. and ins.) **£8/6/0**

**TUNING UNITS
RADIO RECEIVERS**

A COMPLETE KIT OF PARTS STERN'S "HIGH QUALITY" 8-10 WATT AMPLIFIER



Has power supply available for Radio Tuning Unit.
PRICE OF COMPLETE KIT OF PARTS (plus 5/- carr. and ins.) £7/10/0
WE ALSO OFFER IT ASSEMBLED **£9/10/0** and READY FOR USE for (plus 5/- carr. and ins.)
This amplifier has proved one of the most popular models yet offered to the HOME CONSTRUCTOR. It provides really excellent reproduction up to 8 watts, employing 6V6's in push-pull and incorporating negative feedback. Provides for the use of both 3 and 15 ohm Speakers. The Complete SPECIFICATION and BUILDING INSTRUCTIONS are available for 1/6. "Wire-to-Wire" Diagrams are included and all Components are available separately.

SPECIAL PRICE REDUCTIONS . . . FOR PURCHASERS OF A COMPLETE "Hi-Fi" AMPLIFIER

WE WILL SUPPLY (a) COMPLETE KIT OF PARTS to build THE MULLARD "5-10" MAIN AMPLIFIER and the STERN'S "fidelity" PRE-AMPLIFIER-TONE CONTROL UNIT for £16/16/- or we will supply THE TWO UNITS MADE UP and READY FOR USE for £19/19/-. Terms: Deposit £9/19/6 and 12 monthly payments of 18/7, or £5 Deposit and 9 monthly payments of £11/6/7.

"MODERNISE YOUR OLD RADIOGRAM" IT IS MUCH CHEAPER THIS WAY!!

THE LATEST DESIGN OF COMBINED AM/FM REPLACEMENT RADIOGRAM CHASSIS and a NEW 4-SPEED RECORD PLAYER

STERN'S NEW "Fidelity" COMBINED AM/FM RADIOGRAM CHASSIS

A genuinely hand-made chassis providing really high quality on both Radio and Gram.
PRICE £26/15/0 (Plus 7/6 carr. and ins.).
TERMS: Credit Deposit £6/14/- and 9 monthly payments from £2/9/-, H.P. Deposit £13/7/6 and 12 monthly payments of £1/4/10.

BRIEFLY IT HAS:—
An 8 valve line up incorporating the latest MULLARD preferred-type valves. ● Provides complete coverage of the VHF/FM waveband plus the SHORT, MEDIUM and LONG waves. ● Has EL84's in Push-Pull, with negative feedback of 6 watts output. ● Employs "Piano Key" Selector Switch and a Variable Tone Control. ● Contains Gram Input socket for both Crystal and Magnetic Pick-ups. ● Provides for use of either 3 or 15 ohm Speakers. ● Has "Magic Eye" Tuning Indicator. ● Dimensions 13in. x 9 1/2in. x 8in. high, Dial size 11 1/2in. x 6 1/2in.

SEND S.A.E. IF FURTHER INFORMATION IS REQUIRED ON THESE CHASSIS. To complete a GENUINELY HIGH QUALITY RADIOGRAM . . . We recommend THE NEW COLLARO MODEL 456 4-speed Autochanger, and if a LOUDSPEAKER is required . . . SPEAKER (if required). SEND S.A.E. FOR DETAILS.

THE NEW ARMSTRONG P.B. 409 AM/FM RADIOGRAM CHASSIS

A "de luxe" Chassis for those who want the highest possible quality
PRICE £29/8/0 (Plus 7/6 carr. and ins.).
TERMS: Credit Deposit £7/7/- and 9 monthly payments of £2/14/-, H.P. Dep. £14/1/- and 12 monthly payments of £1/7/3.

BRIEF SPECIFICATION:—
A 9 valve line up employing the latest MULLARD preferred-type valves. ● Provides complete coverage of the VHF/FM Transmissions, plus the SHORT, MEDIUM and LONG waves. ● Has Push-Pull output, with negative feedback, for 6 watts Peak output. ● Quick action "Piano Key" Selectors and separate Bass and Treble Controls. ● Has "Magic Eye" Tuning Indicator. ● Two Gram Inputs are provided, one for Crystal Pick-ups and the other for Magnetic types. ● Dimensions 13in. x 9 1/2in. x 8in. high, Dial size 11 1/2in. x 6 1/2in.

WE recommend THE NEW COLLARO MODEL 456 4-speed Autochanger, and if a LOUDSPEAKER is required . . . SPEAKER (if required). SEND S.A.E. FOR DETAILS.

THE NEW MODEL "H" COMBINED AM/FM RADIOGRAM CHASSIS

Designed for first rate reproduction of Radio and Gram Records.
PRICE £21/10/0 (Plus 7/6 carr. and ins.).
TERMS: Credit Deposit £5/10/- and 9 monthly payments of £1/19/2, H.P. Dep. £10/16/6 and 12 monthly payments of 19/10.

BRIEF SPECIFICATION:—
Full AVC on LONG, MEDIUM and SHORT wavebands and amplitude limitation on FM bands. ● Incorporates internal aerial (Ferrite Rods) for local station reception on MEDIUM and LONG WAVES. ● Coverage is FM 87 to 101 Mc/s, Short 16 to 50 metres, Medium 187 to 540 and Long Waveband 1000 to 2000 metres. ● Recently developed Valve line up of ECC85, EC81, EP89, EA8C90, EL84, EZ80 and RM80 Tuning Indicator. ● Output is 4 watts and any 3 or 15 ohm P.M. Speaker can be used. ● Connection Sockets on the Chassis (a) Pick-up, (b) Extension Speaker, for 3 or 15 ohm types. ● Overall size 12in. x 9in. x 7 1/2in. high, Dial, 11 1/2in. x 6in.

SEND S.A.E. IF FURTHER INFORMATION IS REQUIRED ON THESE CHASSIS. To complete a GENUINELY HIGH QUALITY RADIOGRAM . . . We recommend THE NEW COLLARO MODEL 456 4-speed Autochanger, and if a LOUDSPEAKER is required . . . SPEAKER (if required). SEND S.A.E. FOR DETAILS.

CASH ONLY OFFER!!

This latest B.S.R. MONARCH 4-SPEED AUTOCHANGER

£7/19/6 (Plus 5/- carr. and ins.).
● These units will interchange on all three speeds, 7in., 10in. and 12in. in.
● They play MIXED 7in., 10in. and 12in. records of same speed.
● They have separate sapphires for L.P. and 78 r.p.m., which are moved into position by a single switch.
● Minimum baseboard size required 14 x 12 1/2in., with height above 5 1/2in. and height below baseboard 2 1/2in. A bulk purchase enables us to offer these BRAND NEW UNITS at this exceptional price.



RECORD PLAYERS

THE VERY LATEST MODELS ARE OFFERED AT GREATLY REDUCED PRICES

● TRANSCRIPTION UNITS. ● 3- and 4-SPEED AUTOCHANGER ● AUTOCHANGERS with MANUAL CONTROL POSITION. Send S.A.E. for ILLUSTRATED and DESCRIPTIVE LEAFLET.

SPECIAL CASH OFFER for Callers only
A good quality 2 Stage (plus Rectifier) GRAM AMPLIFIER together with a 6in. P.M. Speaker and this attractive PORTABLE CASE.

ALL FOR ONLY £9/7/6. The Amplifier incorporates the latest B.V.A. Valves, types ECC85, EL84 with EZ80 Rectifier and has separate BASS and TREBLE CONTROLS. THE CASE is attractively finished in Beige, maroon and grey, and has space for almost any make of Autochanger.

We also sell the two separately:
(a) AMPLIFIER and 6in. SPEAKER £4 12 6
(b) PORTABLE CARRYING CASE £3 17 6

FOR CALLERS ONLY

We have in stock various KITS OF PARTS including F.M. Tuners, AM/FM Tuners, Midget Battery Portable and Mains Units, etc., etc. . . . We also have the most comprehensive stock of WIRELESS and ELECTRICAL COMPONENTS.

STERN'S "fidelity" F.M. TUNING UNIT

A 5 Valve Tuner incorporating the latest Mullard Permeability Tuned Unit. Price assembled less Power Supply.
£14/10/0 (Plus 7/6 carr. and ins.).

TERMS:— (a) H.P. Deposit £7/5/- and 9 monthly payments of 18/4; (b) Credit Deposit £3/12/6 and 9 monthly payments of £1/6/7
Provides "Hi-Fi" reproduction with any make of Amplifier and many Radio Receivers. It incorporates: ● The latest Valve Line Up—ECC85, 2 type EP85, EP91 and RM80. ● A "Magic Eye" Indicator. ● Power consumption is 1.7 amps. at 6.3 volts and 25 m/a. at 250 volts.



STERN'S "fidelity" COMBINED A.M. and F.M. TUNING UNIT

This is IDENTICAL to the Stern's F.M. Tuner illustrated above, but in addition incorporates the MEDIUM WAVEBAND, and thereby also provides a selection of foreign stations.
Price £18/18/0 (Plus 7/6 carr. and ins.).

TERMS:— (a) H.P. Deposit £9/9/- and 10 monthly payments of £1/1/-; (b) Credit Deposit £4/15/- and 9 monthly payments of £1/14/7. Send S.A.E. if further data required.

**109-115 FLEET ST.,
LONDON, E.C.4.**

Phone: CENTral 5812-3-4.

R. S. C. BATTERY CHARGING EQUIPMENT

All for A.C. MAINS 200-250v., 50 c/s. Guaranteed 12 months.

ASSEMBLED CHARGER

6 v. or 12 v. 2 amps.

Fitted Ammeter and selector plug for 6 v. or 12 v. Louvred metal case, finished attractive hammer blue. Ready for use with mains and output leads. Double Fused. **46/9**



corr. 3/6.

ASSEMBLED CHARGERS

6 v. 1 amp. 19/9
6 v. or 12 v. 1 amp. 25/9
6 v. 2 amps. 29/9
6 v. or 12 v. 2 amps. 38/9
6 v. or 12 v. 4 amps. 56/9
Above ready for use. Carr. 2/9.

HEAVY DUTY KIT

12 v. 30 amp. Suitable for garage or firm with a number of vehicles. Mains input 200/250 v. 50 c/s. Outputs 12 v. 15 amp. twice. Consists of Mains Trans. 2 Metal Rectifiers. 2 Meters. 4 Fuses. 4 Terminals. 2 Rheostats and circuit. Only 9 gns. carr. 15/-.

BATTERY CHARGER KITS

Consisting of Mains Transformer, F.W. Bridge, Metal Rectifier, well ventilated steel case, Fuses, Fuse-holders, Grommets, panels and circuit. Carr. 2/6 extra.
6 v. or 12 v. 1 amp. 22/9
6 v. 2 amps. 25/9
6 v. or 12 v. 2 amps. 31/6
6 v. or 12 v. 4 amps. 49/9

BATTERY CHARGER KIT

Consisting of F.W. Bridge Rectifier 6/12 v. 5 a. Mains Trans., 0-9-15 v. 6 a. output, and variable charge rheostat with knob. Only 45/9. Post 3/9.



Assembled 6 v. or 12 v. 4 amps.

Fitted Ammeter and variable charge selector. Also selector plug for 6 v. or 12 v. charging. Double fused. Well ventilated steel case with blue hammer finish. **69/6**
Ready for use with mains and output leads. Carr. 3/9.

SELENIUM RECTIFIERS

L.T. Types
2/6 v. 1/2 a.h.w. 1/9
6/12 v. 1/2 a.h.w. 2/9
F.W. Bridge Types
6/12 v. 1 a. 5/9
6/12 v. 2 a. 8/9
6/12 v. 3 a. 12/9
6/12 v. 4 a. 14/9
6/12 v. 6 a. 19/9
6/12 v. 10 a. 25/9
H.T. Type H.W.
120 v. 40 mA. 3/9
250 v. 50 mA. 5/9
250 v. 80 mA. 7/9
250 v. 150 mA. 9/9
300 v. 275 mA. 12/11

EX GOVT. MAINS TRANSFORMERS

All 230 v. 50 c/s. input
120-0-120 v. 40 mA. 5/9
300-0-300 v. 150 mA., 4 v. 3 a. 9/9
250-0-250 v. 80 mA., 6.3 v. 3 a., 6.3 v. 1 a.
Potted 44-31-3in. 11/9
460 v. 200 mA., 6.3 v. 5 a. 22/9
0-16-18-20 v. 35 a., 79/6. Carriage 7/6 extra.

EX GOVT. SMOOTHING CHOKES

250 mA., 5 H., 50 ohms 12/9
250 mA., 3 H., 50 ohms 8/9
150 mA., 10 H., 50 ohms 10/11
150 mA., 6-10 H., 150 ohms, Tropicalised 6/9
100 mA., 10 H., 100 ohms, Parmeko 6/9
100 mA., 5 H., 100 ohms, Tropicalised 3/11
50 mA., 50 H., 1,000 ohms 6/9
L.T. type 1 amp., 2 ohms 2/9

CO-AXIAL CABLE

75 ohms, tin., 8d. yard. Twin screened feeder, 11d. yard.

5 CORE FLEX

Henleys circular rubber 14/6. Each lead colour coded. 1/6 yd.

DIAL BULBS, M.E.S.

8 v. 0.2 a., 6/9 doz. 6.5 v. 0.3 a., 6/9 doz.

ELECTROLYTICS (current production).

NOT Ex Govt.

Tubular Types
88µF 450 v. 1/9
8 mfd. 500 v. 2/6
16µF 350 v. 2/3
16µF 450 v. 2/9
16µF 500 v. 3/9
32µF 350 v. 3/9
32µF 500 v. 5/9
8-16µF 500 v. 4/11
25µF 25 v. 1/3
50µF 12 v. 1/3
50 mfd. 25 v. 1/9
50µF 50 v. 1/9
100 mfd. 12 v. 1/9
100 mfd. 25 v. 2/3
6,000 mfd. 6 v. 3/11
Can Types
8 mfd. 600 v. 2/11
16 mfd. 350 v. 1/11
16µF 450 v. 2/9
16 mfd. 500 v. 3/9
32µF 350 v. 2/9
100 mfd. 450 v. 4/9
8-16µF 450 v. 2/9
8-16µF 450 v. 2/11
16-16µF 450 v. 3/11
32-32µF 350 v. 4/9
32-32µF 450 v. 5/9
60-100 mfd. 350 v. 6/11
64-120 mfd. 350 v. 7/6
100-200 mfd. 6/11
Many others in stock.

MANUFACTURERS SURPLUS TRANSFORMERS

Fully shrouded upright. Primary 200-230-250 v. Sec. 425-0-425 v. 150 mA. 6.3 v. 3 a., 5 v. 3 a., 33/9. Clamped type 325-0-325 v. 100 mA., 6.3 v. 3.5 a., 5 v. 2 a. Wearite 19/9. 230-0-230 v. 60 mA., 6.3 v. 2.5 a. Midget, 2 1/2 x 3 x 2 1/2 in. approx., 11/9. Post 2/9.

SPECIAL OFFERS

Small 2 gang variables .0005 mfd., 4/9. 8-8 mfd., 450 v. Electrolytics (midget) in lots of six, 1/6 ea.

MAINS ENERGISED SPEAKERS R.A.

2-3 ohms. 8in. Field 600 ohms., 10/9.

R.S.C. BATTERY TO MAINS CONVERSION UNITS

Type BM1. An all dry battery eliminator. Size 5 1/2 x 4 1/2 x 2 1/2 in. approx. Completely replaces batteries supplying 1.4 v. and 90 v. where A.C. mains 200-250 v. 50 c/s. is available. Suitable for all battery portable receivers requiring 1.4 v. and 90 v. This includes latest low consumption types. Complete kit with diagrams 39/9, or ready for use. 46/9.



Type BM2. Size 8 x 5 1/2 x 2 1/2 in. Supplies 120 v., 90 v., and 60 v., 40 mA. and 2 v. 0.4 a. to 1 amp. fully smoothed. THEREBY COMPLETELY REPLACING BOTH H.T. BATTERIES AND L.T. 2v. ACCUMULATORS when connected to A.C. mains supply 200-250 v. 50 c/s. SUITABLE FOR ALL BATTERY RECEIVERS normally using 2 v. accumulator. Complete kit with diagrams and instructions 49/9 or ready for use 59/6.

SILVER MICA CONDENSERS. 5, 10, 15, 20, 25, 30, 35, 50, 100, 120, 150, 180, 200, 250, 300, 330, 400, 470, 500, 1,000 pfd. (.001µF), .002 mfd. (2,000 pfd.). .005 mfd., .01 mfd. All at 6d. each, 3/9 doz. one type.

T.V. CABINETS. For 15, 16 or 17in. tube. Table model with doors, 79/6, carr. 7/6.

VIBRATORS. Oak 2 v. 7 pin. synchronous, 7/9.

VOLUME CONTROLS

with long spindles, all values, less switch, 2/9; with S.P. switch, 3/9.

EX GOVT. METAL BLOCK PAPER CONDENSERS

2 mfd. 500 v. 1/9
4 mfd. 500 v. 2/3
4 mfd. 1,000 v. 3/9
4 mfd. 1,500 v. 5/9
4 mfd. 400 v. plus 2 mfd. 250 v. 1/11
8 mfd. 500 v. 4/11
10 mfd. 500 v. 5/9
8-8 mfd. 500 v. 5/11

EX GOVT. VALVES

VR137, EA50, EB34, 11d.; SP61 2/3; 4SH4 1/3; EL32 3/9; VS110 1/11; MU14 7/9; KT44 4/9; 6J5 3/9; 6V6G, 5Y3G, 5U4G, 5/9; 6K7G, 2D11; 6X4 5/9.

EX GOVT. UNITS, type RFI1 in original sealed cartons with 14 valves including 5Z4G, etc., trans., L.F. choke, Rectifier, etc., etc. We cannot enter into correspondence regarding these units which represent a really exceptional bargain at 29/9. Carr. 7/6.

OIL FILLED BLOCK CONDENSERS
Bryce 11-7 mfd. 500 v. New unused Govt. surplus, only 5/9 each.

THE SKY FOUR T.R.F. RECEIVER



A design of a 3 valve 200-250 v. A.C. Mains receiver with selenium rectifier. For inclusion in cabinet illustrated above or walnut veneered type. It employs valves 6K7, SP61, 6F6G, and is specially designed for simplicity in wiring. Sensitivity and quality is well up to standard. Point-to-Point wiring diagrams, instructions and parts list, 1/9. This receiver can be built for a maximum of £4/19/6 including cabinet. Available in brown or cream bakelite or veneered walnut.

emply valves 6K7, SP61, 6F6G, and is specially designed for simplicity in wiring. Sensitivity and quality is well up to standard. Point-to-Point wiring diagrams, instructions and parts list, 1/9. This receiver can be built for a maximum of £4/19/6 including cabinet. Available in brown or cream bakelite or veneered walnut.

R.S.C. TRANSFORMERS

FULLY GUARANTEED. INTERLEAVED AND IMPREGNATED

MAINS TRANSFORMERS

Primaries 200-230-250 v. 50 c/s.

FULLY SHROUDED UPRIGHT MOUNTING

250-0-250 v. 60 mA., 6.3 v. 2 a., 5 v. 2 a., Midget type, 24-3-3in. 17/6
350-0-350 v. 70 mA., 6.3 v. 2 a., 5 v. 2 a. 19/9
250-0-250 v. 100 mA., 6.3 v. 4 a., 5 v. 3 a., 0-4-5 v. 3 a. 25/9
250-0-250 v. 100 mA., 6.3 v. 4 a., 5 v. 3 a. 23/9
250-0-250 v. 100 mA., 6.3 v. 6 a., 5 v. 3 a. 31/-
300-0-300 v. 100 mA., 0.3 v. 4 a., 5 v. 3 a. 23/9
300-0-300 v. 100 mA., 6.3 v. 4 v. 4 a., c.t., 0-4-5 v. 3 a. 26/9
350-0-350 v. 100 mA., 6.3 v. 4 a., 5 v. 3 a. 23/9
300-0-300 v. 130 mA., 6.3 v. 4 a., c.t., 6.3 v. 1 a., suitable for Mullard 10 Amplifier 33/9
350-0-350 v. 100 mA., 6.3 v. 4 v. 4 a., c.t., 0-4-5 v. 3 a. 26/9
350-0-350 v. 150 mA., 6.3 v. 4 a., 5 v. 3 a. 33/9
350-0-350 v. 150 mA., 6.3 v. 2 a., 6.3 v. 2 a., 5 v. 3 a. 33/9
425-0-425 v. 200 mA., 6.3 v. 4 a., c.t., 6.3 v. 4 a. c.t., 5 v. 3 a., suitable Williamson Amplifier, etc. 49/9
450-0-450 v. 250 mA., 6.3 v. 6 a., 6.3 v. 0 a., 5 v. 3 a. 69/6

TOP SHROUDED DROP-THROUGH TYPE

260-0-260 v. 70 mA., 6.3 v. 2 a., 5 v. 2 a. 16/9
350-0-350 v. 80 mA., 6.3 v. 2 a., 5 v. 2 a. 18/9
250-0-250 v. 100 mA., 6.3 v. 4 a., 5 v. 3 a. 22/9
300-0-300 v. 100 mA., 6.3 v. 4 v. 4 a., c.t., 0-4-5 v. 3 a. 23/9
350-0-350 v. 100 mA., 6.3 v. 4 a., c.t., 5 v. 3 a. 22/9
350-0-350 v. 100 mA., 6.3 v. 4 v. 4 a. c.t., 0-4-5 v. 3 a. 23/9
350-0-350 v. 150 mA., 6.3 v. 4 a., 5 v. 3 a. 29/9

E.H.T. TRANSFORMERS, 2,500 v. 5 mA., 2-0-2 v. 1.1 a., 2-0-2 v. 1.1 a., for VCR97, VCR517 36/6

FILAMENT TRANSFORMERS

Primaries 200-250 v. 50 c/s.
6.3 v. 1.5 a. 5/9
6.3 v. 2 a. 7/6
0-2-4-5-6.3 v. 16/9
4-4-6.3 v. 2 a. 7/9
6.3 v. 6 a. 17/6
6.3 v. 3 a. 8/11
12 v. 3 a. or 12 v. 1 a. 7/9
24 v. 1.5 a. 17/6

CHARGER TRANSFORMERS

All with 200-230-250 v. 50 c/s. Primaries: 0-9-15 v. 1 a., 11/9; 0-9-15 v. 3 a., 16/9; 0-3.5-9-17 v. 3 a., 17/9; 0-9-15 v. 5 a., 19/9; 0-9-15 v. 6 a., 23/9.

ELIMINATOR TRANSFORMERS

Primaries 200-250 v. 50 c/s.
120 v. 40 mA., 5-0-5 v. 1 a. 14/9
90 v. 15 mA., 6-0-6 v., 250 mA. 9/11

OUTPUT TRANSFORMERS

Midget Battery Pentode 66:1 for 3S4, etc. 3/6
Small Pentode 5,000Ω to 3Ω 3/9
Standard Pentode, 5,000Ω to 3Ω 4/9
Standard Pentode, 8,000Ω to 3Ω 4/9
Multi-ratio 40 mA. 30:1, 45:1, 60:1, 90:1, Class B Push-Pull 5/6
Push-Pull 8 Watts 6V6 to 5 ohms 8/9
Push-Pull 10-12 Watts 6V6 to 3Ω or 15Ω 15/9
Push-Pull 10-12 Watts to match 6V6 to 3-5-8 or 15Ω 16/9
Push-Pull 15-18 Watts, sectionally wound, 6L6, KT66, etc., to 3 or 15 ohms 21/9
Push-Pull 20 Watt high-quality sectionally wound, 6L6, KT66, etc., to 3 or 15Ω 47/9
Williamson type exact to spec. 85/-

SMOOTHING CHOKES

250 mA., 5 H., 100 ohms 11/9
150 mA., 7-10 H., 250 ohms 11/9
100 mA., 10 H., 200 ohms 8/9
80 mA., 10 H., 350 ohms 5/6
60 mA., 10 H., 400 ohms 4/11

R.S.C. A6 ULTRA LINEAR 30 WATT AMPLIFIER

NEW 1956 DESIGN. HIGH FIDELITY PUSH-PULL UNIT EMPLOYING SIX VALVES. Tone Control Pre-amp stages are incorporated. Sensitivity is extremely high. Only 30 millivolts minimum input is required for full output. **THIS ENSURES THE SUITABILITY OF ANY TYPE OR MAKE OF MICROPHONE OR PICK-UP.** Separate Bass and Treble controls give both "lift" and "cut" with ample tone correction for long playing records. **AN OUTPUT SOCKET WITH PLUG IS INCLUDED FOR SUPPLY OF 300 v. 20 mA. and 6.3 v. 1.5 A. FOR A RADIO FEEDER UNIT.** Price in kit form with easy-to-follow wiring diagrams. **9 GNS.**



Or Factory built with 12 months' guarantee, 50/- extra. **TERMS ON ASSEMBLED UNITS** with extra input. **DEPOSIT 28/9** and 9 monthly payments of 28/9. If required an extra input with associated vol. control can be provided so that two separate inputs such as "mike" and gram., etc., etc., can be simultaneously applied for mixing purposes. Extra cost of this 13/-. Cover as illustrated 17/6 extra.

Type 807 output valves are used with High Quality Sectionally wound output transformer specially designed for Ultra Linear operation. Negative feedback of 17 D.B. in main loop. **CERTIFIED PERFORMANCE FIGURES ARE EQUAL TO MOST EXPENSIVE UNITS AVAILABLE.** Frequency response: ± 3 D.B., 30-20,000 c/s., 12 D.B. "lift" at 50 c/s., 12 D.B. "lift" at 12,000 c/s., Hum and noise 70 D.B. down. Good quality reliable components used. Chassis finish blue crackle. Overall size 12 x 9 x 9 in. approx. Power consumption 150 watts. For A.C. mains 200-230-250 v. 50 c/s. Outputs for 3 and 15 ohm speakers. **EQUALLY SUITABLE FOR THE CONNOISSEUR OR FOR LARGE HALLS, CLUBS, or OUTSIDE FUNCTIONS. IDEAL FOR USE WITH MUSICAL INSTRUMENTS SUCH AS STRING BASS, ELECTRONIC ORGAN, GUITAR, etc. FOR DANCE BANDS, GARRISON THEATRES, etc. etc.** We can supply Microphones, Speakers, Rotary Converters, etc., at keen cash prices or on terms with amplifiers.

EXPORT ENQUIRIES INVITED

R.S.C. TA1 HIGH QUALITY TAPE DECK AMPLIFIER FOR ALL DECKS WITH HIGH IMPEDANCE RECORD/PLAYBACK AND ERASE HEADS. Such as Lane, Truvox, etc., or matched to low impedance erase heads as fitted latest COLLARO TAPE TRANSCRIPTOR. Chassis size 12-7-3in. Overall size 12-7-6in. For 200-250 v. 50 c/s. A.C. mains. Output for standard 2-3 ohm speaker. Only 15 millivolts input required for full recording. Only 2 millivolts minimum input required from recording head. Magic Eye recording level indicator. Provision for feeding P.A. amplifier. Can be used as gram. amplifier with input of 0.75 v. R.M.S. Negative feedback equalisation. Linear frequency response ± 3 D.B. 50-11,000 c/s. Facilities for recordings at 15in., 7in. or 3in. per second. Automatic equalisation at the turn of a knob. When switching from record to playback position automatic demagnetisation of heads is assured. **PERFORMANCE IS COMPARABLE WITH UNITS AT OVER TWICE THE COST. LEAFLET 6d.**

Ready for use **11 GNS.** Carr. 7/6.

R.S.C. ULTRA LINEAR 12-WATT AMPLIFIER



H.M.V. LONG PLAYING RECORD TURNTABLE COMPLETE WITH CRYSTAL PICK-UP (SAPPHIRE STYLUS). Speed 33 1/3 r.p.m. BRAND NEW. CARTONED. Only £3/10/6 (approx. half price). Carr. 5/- (for 200-250 v. A.C. Mains).

R.S.C. 4-5 WATT HIGH GAIN AMPLIFIER TYPE A5

A highly sensitive 4-valve quality amplifier for the home, small club, etc. Only 50 millivolt input is required for full output so that it is suitable for use with the latest high-fidelity pick-up heads in addition to all other types of pick-ups and practically all mikes. Separate Bass and Treble controls are provided. These give full long playing record equalisation. Hum level is negligible, being 71 D.B. down, 15 D.B. of negative feedback is used. H.T. of 300 v. 20 mA. and L.T. of 6.3 v. 1.5 A. is available for the supply of a Radio Feeder Unit or Tape Deck pre-amplifier. For A.C. mains input of 200-230-250 v. 50 c/s. Output for 2-3 ohm speaker. Chassis is not alive. Kit is complete in every detail and includes fully punched chassis (with baseplate) with the blue hammer finish, and point-to-point wiring diagrams and instructions. Exceptional value at only £4/15/-, or assembled ready for use 25/- extra, plus 3/6 carriage.



GARRARD 3-SPEED AUTOMATIC RECORD CHANGERS.

Latest Model Mixer Type RCL10. Fitted high fidelity turnover crystal pick-up head with dual point sapphire stylus. Baseboard size 14 x 12 1/2 in., height above, 4in. Below, 2 1/2 in. For 200-250 v. A.C. mains. Limited number. Brand new cartoned. Only £7/19/6, plus 3/6 carriage.

QUALITY AMPLIFIERS. 3-4 watt specially designed for use with BSR or Garrard changers. Latest miniature type valves used. Separate Bass and Treble Controls and Vol. Control with mains switch. For A.C. 200-250 v. mains. Ready for use. **CHASSIS IS NOT ALIVE.** Price for very limited stocks, £4/10/-. Plus 3/6 carr.

COLLARO HIGH FIDELITY MAGNETIC PICK-UPS. High Impedance, brand new bored, at fraction of normal price. Only 31/-.

MICROPHONES. High fidelity crystal types. Acos 33-1 hand or desk type, 50/-. Piezo with heavy floor base and telescopic stem, £6/19/6.

PLESSEY DUAL CONCENTRIC 12 in. P.M. SPEAKERS

(15 ohms), consisting of a high quality 12in. speaker, of orthodox design supporting a small elliptical speaker ready wired with choke and condensers to act as tweeter. This high fidelity unit is highly recommended for use with our A8 or any similar amplifier. Rating is 10 watts. Price only £5/17/6.



NEW 1956 MODEL A8 HIGH-FIDELITY PUSH-PULL AMPLIFIER WITH "BUILT-IN" TONE CONTROL, PRE-AMP. STAGES

High sensitivity. Includes 5 valves (807 outputs), High Quality sectionally wound output transformer, specially designed for Ultra Linear operation, and reliable small condensers of current manufacture. **INDIVIDUAL CONTROLS FOR BASS AND TREBLE "Lift" and "Cut"** Frequency response ± 3 db. 30-30,000 c/s. Six negative feedback loops. Hum level 71 db. down. **ONLY 70 millivolts INPUT required for FULL OUTPUT.** Suitable for use with all makes and types of pick-ups and practically all microphones. Comparable with the very best designs. **FOR STANDARD or LONG PLAYING RECORDS. FOR MUSICAL INSTRUMENTS** such as STRING BASS, GUITARS, etc. **OUTPUT SOCKET with plug provides 300 v. 20 mA. and 6.3 v. 1.5 A.** For supply of a **RADIO FEEDER UNIT.** Size approx. 12-9-7in. For A.C. mains 200-230-250 v. 50 c/s. Output for 3 and 15 ohm speakers. Kit is complete to last nut. Chassis is fully pinched. Full instructions and point-to-point wiring diagrams supplied.

Unapproachable value at **£7/15/-** or factory built 45/- extra. Carriage 10/-. If required loured metal cover with 2 carrying handles can be supplied for 17/6. Where an extra input socket with associated volume control is required for mixing purposes this can be provided for 13/- extra. **TERMS ON ASSEMBLED UNITS** with extra input as mentioned above. **DEPOSIT 25/6** and nine monthly payments of 22/4.

ROTARY CONVERTERS. 200 watts. Input 12 v. D.C. Output 230 v. 50 c/s. A.C. Only 7 gns. Carr. 7/6.

DEFIANT RECORD PLAYING TURNTABLE COMPLETE WITH MAGNETIC PICK-UP. Pick-up is high impedance type. Unit is housed in a beautiful walnut veneered cabinet of attractive design. For all standard records (78 r.p.m.). Limited number. Brand new cartoned, £5/17/6, carr. 7/6.

W.B. "STENTORIAN" HIGH FIDELITY P.M. SPEAKERS. HF1012, 10 watts, 15 ohm (or 3 ohm) speech coil. Where a really good quality speaker at a low price is required, we highly recommend this unit with an amazing performance. £4/10/6. Please state whether 3 ohm or 15 ohm required.

SUPERHET FEEDER UNIT

Design of a high quality Radio Tuner Unit (specially suitable for use with any of our Amplifiers). A Triode Heptode P/Changer is used. Pentode I.F., and double Diode Second Detector. Delayed A.V.C. Ae/Grid P/C Coupling is by bottom end Condenser. Coupling giving freedom from alignment troubles when Ae. of varying lengths and capacity are used. Both Frequency Changers and I.F. valves are A.V.C. controlled from the very low distortion Double Diodes so arranged that very high Percentage modulation of the Transmitter can be handled without distortion. The Feed for the delayed A.V.C. is arranged so that A.C. distortion is avoided. The W. Ch. Sv. incorporates Graus. position. Controls are Tuning, W., Ch. and Vol. Output will load most Amplifiers requiring 500 M.V. input depending on Ae. location. Only 260 v. 15 mA. H.T., and L.T. of 6.3 v. 1 amp. required from amplifier. Size of unit approx. 9-6-7in. high. Send 3 A.E. for illustrated leaflet. Total building cost is £4/15/-. Point-to-point wiring diagrams and instructions 2/6.

R.S.C. A7 3-4 WATT QUALITY AMPLIFIER

A highly sensitive 4-valve amplifier using negative feedback and having an excellent frequency response. Pre-amplifier and Tone Control stages are incorporated with separate Bass and Treble controls giving full tone compensation for Long Playing records. Suitable for any kind of pick-up including latest high fidelity types. H.T. of 250 v. 20 mA. and L.T. 6.3 v. 1.5 A. available for supply of Radio Feeder Unit, etc. **ONLY 40 millivolt input required for full output.** Fully isolated chassis with baseplate. For A.C. mains 200-250 v. 50 cycles. Output for 2-3 ohm speaker. Complete kit of parts with point-to-point wiring diagrams and instructions. Only £3/15/-, carr. 3/6 or factory built 22/6 extra.

P.M. Speakers recommended for use with above amplifiers. Plessey 10in. 3 ohm with high flux density magnet. Only 28/6.

P.M. SPEAKERS. 2-3 ohm, 5in. Goodmans, 17/9, 7 x 4in. Elliptical, 10/8, 6 1/2in. R.A., 15/9, 8in. Rols, 19/9, 10in. R.A., 26/8, 12in. Plessey, 29/11. 12in. Plessey 15 ohms, 10 watts, 3 gns.

Radio Supply Co. (LEEDS) LTD.

32 THE GALLS. — LEEDS, 2.

Terms C.W.O. or C.O.D. No C.O.D. under £1. Postage 1/9 extra on all orders under £2, 2/9 extra under £5 unless carriage charged. Full Price List 6d. Trade List 5d. Open to Callers: 9 a.m. to 5.30 p.m. Saturday until 1 p.m.

HIGH TEMPERATURE LIGHTWEIGHT RECTIFIERS

- For operation in ambients of up to 85° C
- Elimination of cooling fins for compactness
- Light alloy construction for light weight
- High stability

are some of the salient features of this new range of rectifiers, primarily developed for Service requirements, but now available in production quantities for all applications. Units can be supplied with various finishes to comply with RCS.1000 categories H.1 and H.2.

Details of this new range of




RECTIFIERS

can be obtained from

Dept. WW.12, WESTINGHOUSE BRAKE & SIGNAL CO., LTD., 82, York Way, King's Cross, London, N.1.

TERminus 6432.



only **VENNER** make

Silver-Zinc
accumulators

IN GREAT BRITAIN

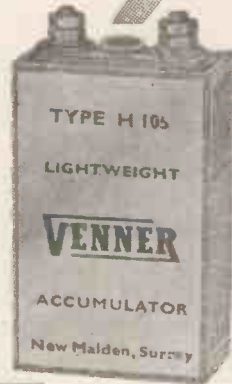
only *Silver-Zinc* accumulators have such—

small measurements

high rates of discharge

high power to weight ratio

constancy of output



actual size

This typical Venner Silver-Zinc cell with a capacity of 1.5 ampere hours weighs only 1 1/8 ounces.

For full particulars please write to Dept. WW

VENNER
ACCUMULATORS LTD.

Kingston By-Pass, New Malden, Surrey. Tel: MALden 2442

RADIO · TELEVISION · HI-FI · ELECTRONICS · RECORDERS

★ **CHRISTMAS GIFTS AND HOME ENTERTAINMENT**

Study this and the next two pages for ideal Christmas Gifts and for offers which will enable you to enjoy the best home entertainment at Christmas-time. Post orders should be sent early to avoid delay.



LASKY'S BATTERY PORTABLE FOR HOME CONSTRUCTION ON PRINTED CIRCUIT



10 STAR FEATURES

- ★ PRINTED CIRCUIT, size 7½in. x 2½in.
- ★ 4-valve Superhet, med. and long waves.
- ★ Low consumption Valves. Double Battery Life.
- ★ Ferrite Rod Internal Aerial.
- ★ 3 or 5in. P.M. Moving Coil Speaker (your choice).
- ★ Brand New T.C.C. Capacitors.
- ★ Automatic Volume Control.
- ★ New Style Contemporary Case.
- ★ Lightweight and Handsome Appearance.
- ★ Every Component available separately.


CAN BE BUILT FOR

£7.7.0


Demonstration models at both our addresses.

SEND FOR CIRCUIT DIAGRAM of the above portable, with assembly data, all instructions, illustrations and full shopping list, 1/6, post free.

AND NOW! A POWER SUPPLY UNIT FOR THIS PORTABLE



FOR HOME CONSTRUCTION on PRINTED CIRCUIT



For 200-250 v. A.C. mains. Very latest design using PRINTED CIRCUIT. Brand new T.C.C. condensers, latest S.T.C. metal rectifiers, etc. Made for the new low consumption valves; constant voltage h.t. and l.t., valves cannot be over-run. Also suitable for most other battery portables.

COMPLETE KIT containing printed circuit, all components, including condensers and two metal rectifiers, and full instructions. **45/-**

★ **SIMPLE TO BUILD.** The Printed Circuits in this Portable Radio and Power Supply Unit simplify construction and eliminate wiring errors.

Another Lasky Scoop
CONTINENTAL AM/FM RADIOGRAM CHASSIS



LASKY'S PRICE **£16.19.6**
Carr. 10/6.

Very special offer of a limited number only at wonderful bargain price! Built throughout of latest high grade components. 5 valve plus metal rect., gram socket and switch, piano key wavechange, tone control, independent AM/FM tuning. Covers med., long and V.H.F. wavebands. Valve line-up: ECC85, ECH81, EF89, EABC80, EL81. For A.C. mains 100-250 v.

BARGAINS IN 3-SPEED AUTO-CHANGERS BRAND NEW IN MAKERS' CARTONS

GARRARD RC.110.—Complete with turnover crystal pick-up. Incorporates automatic record size selection (mixer). Cabinet space required: 14in. x 12½in. x 4½in. above and 2½in. below motor board. Cream and Brown enamel finish, limited quantity only.
List £14/13/-



LASKY'S PRICE **£7.19.6**
Carr. 3/6. Cabinets available.

GARRARD RC.80. Full length arm with two XMS heads or GC2 t.o. crystal head. List £20/15/-.
LASKY'S PRICE **£13.19.6**
Carriage 5/-.

B.S.R. 4-spd. Auto-Changer, with t.o. crystal pick-up. Incorporates auto and manual control, enabling records to be played singly. £8/15/-
Carr. 5/-

COLLARO RC.3/554 Single Record Player, 3-spd., complete with Studio p.u., t.o. crystal cartridge and styl. LASKY'S PRICE **£6/10/-**
Post Free.

B.S.R. Single Record Player type TU.8 3-spd. motor and pick-up with HGP.59 t.o. crystal, complete with two styli. LASKY'S PRICE **92/6**
Post 3/6.
3-spd. motor and turntable without pick-up, 57/6. Post 2/6

SPECIAL OFFER! TAPE DECK CASES AT ALMOST HALF PRICE!

Strongly made and finished with light grey leatherette with black/silver bands, finger-shaped handle for easy carrying, strong hinges and clasps. Pocket in lid for tapes and spools, door for microphone, etc. Overall dim.: 15½in. long, 13½in. wide, 9in. deep. Inside dim.: 14½in. x 12½in. x 5½in. A real general purpose job; will take almost any type of Deck including Collaro Tape Transcriber, also almost any type of Record Changer including RC.80, etc.




LASKY'S PRICE **59/6**
Post 3/6.

RECORD PLAYER CARRYING CASES AT BARGAIN PRICE. Suitable for almost any Auto-Changer. Maroon/cream finish. Size 16½ x 14½ x 8in. deep, with room for amplifier. Baseboard size: 14 x 12½in.

LASKY'S PRICE **49/6** Carriage 2/6.

EXTENSION SPEAKERS ALMOST HALF PRICE

Handsome walnut plastic cabinet fitted with 6in. 3 ohms high flux p.m. moving coil speaker. Height 10in., width 8½in., depth 5in. tapering to 3in. Limited quantity only. LASKY'S PRICE **35/-**
Post 3/6.



MORE MONEY-SAVING LASKY BARGAINS ON NEXT PAGE

LASKY'S RADIO

SAVE POUNDS! ORDER BY POST IF YOU CANNOT CALL

LARGE RANGE OF TAPE DECKS

Collaro "Tape Transcriber," £20.
Truvox 22 gns.
Lane £18/10/-.
Brenell 18 gns.
Wearite £35 & £40

BUILD THIS FIRST CLASS TAPE RECORDER AT POUNDS SAVING



LASKY'S PORTABLE TAPE RECORDER KIT

- Fully fitted portable case as illustrated 59/6
- Truvox Deck, latest type, 22 gns.
- Tape Recorder Amplifier, 12 gns.
- 7x4 Elliptical Speaker, 19/6
- E.M.I. Tape, 1,200 feet, 35/-
- 7in. Plastic Spool 4/6

LASKY'S PRICE COMPLETE KIT 35 GNS.
Carr. & Pkg. 25/-.

HI-FI AMPLIFIERS

Full range in stock. Quad, Rodgers, Leak, R.C.A., Pamphonic, Unitelex, W.B., etc. Demonstrations at Tottenham Court Road.

HI-FI SPEAKERS

Large stocks of Goodmans, Wharfedale, G.R.C., Lorenz, etc., including the new Wharfedale 3-speaker system SFB/3.


DECCA PICK-UPS

3-speed with T.O. crystal head HI/G, and rest. Brown **32/6** plastic. Post 2/6.

T.O. CRYSTAL CARTRIDGES
B.S.R. complete with two styli. Post free. **18/6**

V.H.F./A.M. TUNERS

All leading makes in stock. A few examples:—



Band III Conversion for All!

FAMOUS MAKE TURRET TUNER



Complete with 12 Coil Sets. **99/6**
Post 2/6
Knobs 3/6

Covers all Channels, Bands 1 and 3. Valves used: PC34, R.F. double triode, cascade R.F. amplifier, PUF80, triode pentode, i.c. and mixer. I.F. output 33-38 Mc/s. Easily modified to other I.F. outputs. Full instructions and circuit diagram supplied.

TELETRON BAND III CONVERTERS

TELETRON CONVERTER COIL SET MK. I. For use with TRF and 8'hot Band I TV sets. Uses two Z719. Circuit diagram alignments, full details supplied Post 1/6. **15/-**

MK. I. Complete Kit to build this converter, drilled chassis, condensers, resistances, coils, 2-EF80 valves, etc., with circuit diagram and instructions. Post 1/6. **48/6**
Drilled chassis only 3/9.

MK. II. Uses latest type valve. Cascode R.F. amp. and triode pentode P.O. PC34 and PCF80, etc. The **COIL SET 17/6**

COMPLETE KIT. Including drilled chassis, valves and diagram. Post 1/6. **59/6**
Circuit diagram only 3d.

VALRADIO TV TUNERS

Full range, all I.F. freq., series or parallel heaters. **£6**
Post 3/6.

12 CHANNEL TUNERS

Famous make. Covers Bands I and III. Complete with valves EF80 and ECC81 Ceramic valve holders, finest quality components. Switch and fine tuning. I.F. output 20-25 Mc/s. Freq. coverage 60-87 Mc/s. and 175-215 Mc/s. Full details and circuit diagram supplied.

LASKY'S PRICE 79/6
Post 3/6. KNOBS 2/9 extra.

AERIALITE

BAND III CONVERTERS

Model TC.2	£7 19 6
Model TC.D	£10 10 0
MC, 13-channel	£10 17 6
All 200-250 v. A.C. Own power supply.	



LATEST BRENELL TAPE EQUIPMENT

Deck. 3-speed, 3 motors, record and play back. 18 Gns.
Amplifier Mk. II. 5 watts, fo. use with 3 ohms speaker. Magic eye. 18j Gns.
Carrying Case, £4/18/-.
Complete equipment with mike and tape, in carrying case, ready for use. 51 Gns.
Full details on request

Lasky's First Again!

A REALLY FIRST CLASS F.M. TUNER FOR HOME CONSTRUCTION ON A PRINTED CIRCUIT

Note these star features:—

- ★ HIGH SENSITIVITY.
- ★ ALL BRAND NEW T.C.C. CONDENSERS
- ★ AERIAL COIL AND R.F. COUPLING COIL PRINTED ON CIRCUIT.
- ★ 5 VALVES AND 2 GERMANIUM DIODES.

By the use of a printed circuit the I.F. and R.F. amplifiers are extremely stable at maximum gain and results are consistent on all tuners.

Valve line-up:—
R.F. Amplifier, Z719 or EF80.
Mixer and Osc., B719 or ECC85.
1st I.F. amp., W719 or EF85.
2nd I.F. amp., W719 or EF85.
2 Germanium Diodes GEX.34.
Driver Limiter, Z719 or EF80.

CAN BE BUILT FOR 8 GNS. Approx.

Write for full instructions, data, and illustrations, 2/6 post free.

All parts available separately

"CONCERTONE"

High fidelity Tape Recorder. Few only left. **33 GNS.**
Carr. and Insur. 21/-.

RECORDING TAPE

Special Offer! Magnetic Recording Tape, kraft base On Cyldon metal spools: 1,200ft. 11/6; 600ft. 7/6. On plastic spools: 1,200ft. 12/6; 600ft. 9/6. PURETONE Tape on plastic spool, 1,200ft., 14/11.
Post 1/- extra.
All makes of Tape including thin long-playing. Also spools.

GERMANIUM CRYSTAL DIODES

GEX.00	1/6
GEX.34	3/6
GEX.54 and OA71	5/-

FERRITE ROD AERIALS

Med. and long waves, wound, ready for use. Each 6/9, post 1/-.

FERRITE ROD

5in. long, 1/4in. diam., with full instructions for making a Ferrite rod aerial, 2/6. Post 1/-.

JASON "ARGONAUT" AM/FM TUNER

A super-sensitive Tuner for F.M. and medium waves. The complete parcel with power supplies. **£13.19.6**
Post 3/6

Data Book 2/-, post free. All components available separately. Send for itemised price list.

Chassis Assembly, complete, 57/9. Post 2/6.

I.F. and Coil Set, complete 78/-.
Post 1/6.

JASON F.M. TUNER

Special parcel containing data book, chassis, front panel, dial, drive tuning condenser, full set of coils. I.F.'s radio detector, etc.

DATA BOOK with price list 2/- post free. **68/9**
Post 2/6

Note: this tuner uses 4-6AM6 and 2 crystals and can be built for £8/15/-, plus 3/6 post

DULCI FM TUNER

Incorporates its own power supply and provides complete F.M. coverage Operates with most radio receivers and any make of Amplifier. Valve line-up: EAB30, ECC85, two EF80, 6X4 (Rect.), EM80 magic eye indicator. Dial 10j x 6in. Overall size 9x6x5 1/2in. high. Complete **£17.10.0**
Carr & Pkg. 7/6. **DULCI AM/FM TUNER £20/17/6.**

LASKY'S POPULAR RADIO CONSTRUCTOR PARCELS WITH CHOICE OF CABINETS

When built, either of these attractive radios would make an ideal Xmas gift!



No. 1. Contains everything to build a 4-valve 3-wave superbet for 200/250 A.C. mains. Uses 6K8, 6K7, 6Q7, 6V6 valves. Choice of walnut veneer wood cabinet or walnut or ivory plastic cabinet (12x6 1/2 x 5 1/2in. deep), as illustrated.

CAN BE BUILT FOR £7. 19. 6

No. 2. Contains everything to build a T.R.F. 3-valve set for 200/250 A.C. mains, medium and long wave. Uses 6K7G, 6J7, 6V6, and metal rectifier. Choice of walnut veneer wood cabinet or walnut or ivory plastic cabinet (12x6 1/2 x 5 1/2in. deep), as illus.

CAN BE BUILT FOR £5. 10. 0



Carr. and Pkg. either Parcel, 2/6 extra.
INSTRUCTION BOOK, either set, 1/- post free. CABINETS only, wood or plastic, 17/6, carr. 2/6.

MORE MONEY-SAVING LASKY BARGAINS ON NEXT PAGE

EVERYTHING FOR HOME CONSTRUCTOR & SERVICEMAN

MAINS TRANSFORMERS

All 200-250 v. 50 c.p.s. primary, finest quality, fully guaranteed.

MBA/3. 350-0-350 v. 80 mA. 6.3 v. 4 a., 5 v. 2 a. Both filaments tapped at 4 volts. 19/6.

MBA/7. 250-0-250 v. 80 mA. 6.3 v. 3 a., 5 v. 2 a. Both filaments tapped at 4 volts. 19/6.

AT/3. Auto trans. 0-10-120, 200-230 240 v. 100 watts. 19/6.

MT/340. Tapped input 200/250 v. 300-0-300, 100 mA., 5 v. 3 amp., 6.3 v. 1.5 amp. 16/6.

MT/341. Tapped input 250-0-250, 120 mA., 6.3 v. 5 amps., fully shrouded. 27/6.

6-VALVE RADIOGRAM CHASSIS COMPLETE WITH VALVES

Famous Manufacturer's Surplus 6-valve 3-wave Superhet. 18-50 m. short. 200-550 m. medium. 1,000-2,000 m. long. Brand new Mullard valves: ECH42, EF41, L63, EB41, 6V8, g.t. EZ40 and finest quality components. Gram., switch, 465 Kc./L.F. tone control, three-colour dial. Overall size 1 1/2 x 6 1/2 in. height 1 1/2 in. Aperture required for dial and controls 1 1/2 x 3 1/2 in. Complete with valves, output trans., knobs, etc.

LASKY'S PRICE £10.19.6

Carrage and Packing 7/6 extra

5-VALVE RADIOGRAM CHASSIS complete with valves, £9/19/6. Carr. & Pkg. 7/6.

HI-FI ELECTROSTATIC SPEAKERS ("TWEETERS") AT REDUCED PRICES

For high fidelity sound reproduction. Easy to fit to any radio, TV receiver or amplifier. Full data and circuit diagram supplied with each.

LSH75. For outputs up to 6 watts, 8/-.

LSH518. For outputs of 10-12 watts, 12/6.

LSH100. For outputs up to 20 watts, 14/-.

LPH65. Moving coil Tweeter. Imp. 5.5 ohms, freq. range 2,000-2,200, 50 c/s. For outputs up to 6 watts. 2 1/2 in. diameter, 39/6.

All post free.

MOVING COIL P.M. SPEAKERS

3in. and 3 1/2in., 19/6.

5in. | 6 1/2in. | 8in. | 10in. | 12in.
16/6 | 17/6 | 25/- | 32/6 | 29/6

6 1/2in. with trans. 21/-

7 x 4in. Elliptical 19/6

10 x 6in. Elliptical 32/6

GOODMANS 12in. AUDIOM 50 P.M. SPEAKERS

10 watts. Limited number only. Listed at £6/15/-.

LASKY'S PRICE 97/6

Post free

16" METAL CONE C.R.T. AT ENORMOUS SAVING!



BRAND NEW AND PERFECT

Convert to big picture television at a price you can afford. Note especially that these are not "seconds" but perfect tubes without fault, and supplied in original cartons. Brief specification: 6.3 v. heater, ion trap, 14 Kv E.H.T., wide angle 70 deg., standard 38 mm. neck, duodecal base, magnetic focus and deflection. Maximum length 17 1/2 in. Gives large 11 x 14 in. black and white picture. **GUARANTEED BY US FOR 3 MONTHS.**

Full data, connections and suggested time bases supplied with every tube.

LISTED AT £23.9.10 LASKY'S PRICE £8.9.6

Carr. and Insur. 22/6 extra.

Masks, Anti-Corona, Bases and Ion Traps available.

Not a Kit but built ready for use



FAMOUS "912" AMPLIFIER AT BARGAIN PRICE

A high fidelity radio and record Amplifier based on the 912 circuit of the G.E.C. With the following controls: Volume, Bass, Treble, Treble Slope, Presence.

PERFORMANCE

Power output: 12 watts. Peak, 15 watts. Sensitivity: 100 millivolts for 12 watts. Noise and hum level: -85 db. on 12 watts. Freq. Response: ± 1 db. 30 cps. to 25 kc/s. Distortion: 2nd Harmonic—7 watts output 0.1%, 10 watts 0.14%, 12 watts 0.2%.

Negative Feedback Applied: 12 db. Output Impedances: 3.75 and 16 ohms. Valve line-up: 7Z79, B309, two N70F, U709.

LASKY'S PRICE 16 GNS. Complete with Osram valves

Carr. extra.

Demonstrations at Tottenham Court Road Full details on request.

PORTABLE GRAM AMPLIFIER

Uses 3 latest miniature valves, U78, N78, DH77. Volume, bass and treble controls; extension L.S. socket and internal L.S. switch, indicator lamp. Mounted on wood baffle, overall size 14 x 4 1/2 in. with speaker centralised. All top quality new components. For A.C. mains 200-250 v. Ideal for portable record players, input will match Monarch, RCA, 3/554, etc. Price, complete with 8 new Osram valves, 7 x 4 in. Goodmans elliptical speaker, metal speaker grille, mains lead, and knobs.

£5.9.6

Carr. 5/-.

TRANSISTORS

Special Offer. Junction type suitable for use in local station receivers, amplifiers and pre-amplifiers, etc.

Each **10/-** Post free.

MULLARD TRANSISTORS

OC70, 21/- OC71, 24/- OC72, 30/-.

BRIMAR TRANSISTORS

TS1, 18/- TS2, 21/- TS3, 24/- TP1 or TP2, 40/-.

TRANSISTOR TURNTABLES

by Lenco, Garrard, Collaro, etc.

R1155 RECEIVERS

Available on Easy Terms. In original wood finish cases. Brand new, £11/10/6. Used, Grade 1, £9/10/6. Used, Grade 2, £7/10/6. Carr. 12/6.

SPECIAL OFFER TAPE DECK MOTORS

Anti-clockwise, shaded pole. Collaro 25/-, Garrard 26/6. B.T.H. 29/6. Post extra.

TV CABINETS

See our November advt. for illustrations and details. The "DE LUXE" £8/10/-, Carr. 12/6.

The "ROTHESAY" £9/19/6. Carr. 15/-.

BAND III AERIALS

All types in stock, also Diplexes, Crossover Boxes, Co-ax. Plugs, Sockets and Cable.

IGRANIC JACK PLUGS

2/6

LASKY'S RADIO

FILAMENT TRANSFORMERS

All 200-250 v. 50 c.p.s. primary, finest quality, fully guaranteed.

6.3 v. 1.5 amp. 5/11

6.3 v. 3 amp. 9/6

6.3 v. 1 amp. 4/6

0-30 y. 2 amp. tapped voltages 19/6

MAKERS' SURPLUS TV COMPONENT BARGAINS

WIDE ANGLE 88 mm.

Line -E.H.T. trans., ferrox-cube core, 9-16 kV. 25/-

Scanning Coils, low imp. line and frame 25/-

Ferrox-cube cored Scanning Coils and Line Output Trans., 10-15 kV, EY51 winding. Line Trans. incorporates width and linearity control. Complete with circuit diagram the pair. 50/-

Frame Output Transformer. 6/6

Scanning Coils low imp. line and frame 17/6

Frame or line blocking oec transformer 4/6

Focus Magnet Ferro-dure. 19/6

P.M. Focus Magnets, Iron Cored. 19/6

DuoMag Focallens. 22/6

300 m/a. Smoothing Chokes. 15/-

Electromagnetic focus coil with combined scan coils. 25/-

STANDARD 35 mm.

Line Output Transformers. No E.H.T. 12/6

Line Output Transformers 6.9 kV. E.H.T. and 6.3 v. winding. Ferro-cube. 19/6

Scanning Coils. Low imp. line and frame. 12/6

Frame or line blocking oscillator transformer. 4/6

Frame output transformer. 7/6

Focus Magnets: Without Vernier. 12/6

With Vernier. 17/6

Focus Coils, Electro-magnetic. 12/6

300 m/a. Smoothing Chokes. 10/6

LASKY'S FOR VALVES 20,000 IN STOCK

Here are a few examples of brand new surplus and imported valves:

EB91	7/6	EF41	10/6	EY51	18/6
EB41	7/6	EF90	10/6	EC84	11/8
EAB300	10/-	EF85	10/6	EY56	14/8
EAF42	10/-	EF86	12/6	EZ40	8/6
EB41	10/-	EF39	10/-	EZ30	8/6
EC86	10/-	6K5	10/6	POF82	12/6
EC84	15/-	6V6	9/6	POC84	12/6
EC83	9/-	6K7	5/6	PL41	13/8
EC82	9/-	6Q7	10/6	PL82	10/6
EC81	9/-	6B7	6/6	PL33	11/6
EA77	8/6	5Z4	9/6	FY80	10/6
12A7	8/6	DAF96	10/-	6AT6	7/6
12AX7	9/6	DL86	10/-	6AT7	7/6
ECF92	15/-	DK96	10/-	185	7/6
EC42	11/8	DF96	10/-	384	7/6
EC81	11/8	Set of 4	32/6	IT4	7/6
EC180	11/8	DM70	9/-	IB5	7/6

Also full stocks of B.V.A. Valves and C.R. Tubes at the low new list price.

WRITE FOR COMPLETE LIST

H.P. TERMS AVAILABLE on certain goods. Write stating requirements. Send 3d. stamp for our **NEW BARGAIN LIST**.

TWO ADDRESSES FOR PERSONAL CALLERS
OPEN ALL DAY SATURDAY EARLY CLOSING: THURSDAY

42 TOTTENHAM COURT ROAD, W.1.

Nearest Station: Goadge Street, MUSEum 2605

370 HARROW ROAD, PADDINGTON, W.9.

(Opposite Paddington Hospital) LAD 4075 and CUN 1979

ALL MAIL ORDERS TO HARROW ROAD PLEASE

LASKY'S RADIO

LASKY'S (HARROW RD.) LTD.

CLYNE RADIO LTD.

18, TOTTENHAM COURT ROAD, LONDON, W.1

MUSEum 5929/0095

(50 yards only from Tottenham Court Road Tube)

All post orders please to:—24-26, HAMPSTEAD RD., LONDON, N.W.1

EUSton 5533/4/5

THE R.C. GRAM REPLACEMENT CHASSIS KIT

Still available. Our very popular Gram Chassis replacement kit. For long, medium and short waves and provision for gram. Valves 6X8, 6K7, 6Q7, 6V6 and 6X5. For A.C. Mains 200/250 v. Chassis size: 13 1/2 in. x 5 1/2 in. x 2 1/2 in. Dial size: 10 in. x 4 1/2 in. Assembly is simplified by use of ready assembled coil pack. Illustrated booklet with full assembly instructions, with itemised price list, is 1/6 post free—or the kit complete to last nut and bolt at £8/8/-, plus 2/6 P. & P.

ACOS TYPE 7 Crystal Microphone Inserts. Brand New, 7/6 each, post free.

THE JASON FM TUNER


Based on the booklet by Data Publications Ltd., 2/- post free, including our individually priced Parts List. Highly sensitive, free from drift. Incorporates 4 valves 6AM6 and 2 specially graded G.E.C. Crystals. The kit supplied includes drilled chassis with tuning condenser, scale calibrated in m/c/s., and attractive bronze stove-enamelled front plate already mounted (Illustrated). Front plate size 8 in. x 5 1/2 in. Chassis 7 in. x 4 1/2 in. x 1 1/2 in. Complete standard kit £6/15/- plus 2/6 P. & P. Fringe area kit £7/15/-, plus P. & P.



FM POWER PACK KIT. We can now supply complete kit for power pack suitable for the above F.M. tuner or any other similar type. Price for the complete kit is 37/6 only, or 52/6 for ready assembled unit. This pack is extremely small, incorporating valve rectifier type 6X4 and built on chassis size only 6 x 4 x 1 1/2 in. Optional extra for power pack. Bulgin Octal Plug 2/3.

THE T.S.L. FM TUNER!

We can now supply this FM/VHF adaptor either in kit form or fully assembled, wired and tested. Our price for the ready-built unit, which incorporates its own power supply, is £13/15/- only, tax paid, plus 5/- P. & P. or H.P. terms. Magic eye tuning indicator, just plug in 19/- extra. Or the kit complete as specified £10/19/6 plus 3/6 P. & P. The booklet "FM TUNER CONSTRUCTION" (32 pages) with full technical data and point-to-point wiring diagrams together with our separately priced parts list, is available at 2/6 post free.



THE T.S.L. AM/FM CHASSIS!

Exceptional value. Covers L.M. and S.V. plus FM! 8-valve push-pull output. Ferrite rod aerial. Valve line-up ECC85, ECH81, EF89, EABC80, EOC82, two 6BW6s plus 5Y3 Large full-vision dial, size 14 x 6 in. Chassis size, overall: 15 x 7 x 8 in. high. Tax paid, 26 guineas, plus 5/- packing and carriage. A supplementary extra is magic eye EM34, complete with eutecticon and fixing cable at 25/-, H.P. terms available. Demonstrations at 18 Tottenham Court Road!

INTRODUCING THE NEW T.S.L. FM TUNER UNIT.

This compact unit with built-in power supplies has been designed by craftsmen to standards which will satisfy the most critical enthusiasts. Brief specifications: Valve line-up: EOC85, 2-EP89, EABC80, 6X4 and EM80. Overall size: 10 in. W. x 5 1/2 in. H. x 6 1/2 in. D. Dial size 10 in. x 5 1/2 in. Attractive plastic dial in Black and Gold with easy-to-read calibration. Controls: Switch. OFF FM & GRAM. and tuning. Pre-set gain control at rear of chassis. Connections: Co-Axial output socket, 300 ohm aerial input socket and pick-up input socket on rear of chassis. Price £17/10/-, plus 5/- P. & P.

THE DULCI FM TUNER. Incorporates own power supply, suitable for use with any amplifier. Valve line-up: EOC85, two EP89, EABC80, 6X4 and EM80 indicator! Overall size: 9 x 6 x 5 1/2 in. high. Pre-Budget price £16/16/-, plus 5/- P. & P. Illustrated leaflet available, also H.P. terms.

THE R.E.P. 1-VALVE RECEIVER. All-dry battery operation, for use with headphones. The complete kit is available at 42/-, less batteries plus 2/- P. & P., or full instructions at 9d. post free.

COIL PACKS. Manufacturers' Surplus, Miniature size, only 2 1/2 in. x 2 1/2 in. x 1 1/2 in. deep Iron-cored. For L., M. and S.V. with gram position. Switch has 2 in. spindle. Absolutely brand new, complete with circuit. Price only 27/6, plus 1/6 P. & P. A snip!

TELEVISION TUBET TUNERS 12 CHANNEL—"TELENG"

We have six types now available from stock, to cover Bands I and II—fully illustrated and descriptive leaflet available on request. Each unit is fully aligned and thoroughly tested before despatch. Valves employed are 6CF80, 6OC84 for A.C./D.C. and 6CF80 and EOC84 for A.C. Price complete £77/7/-, 2/6 P. & P.


Type Sound M/C's Vision M/C's Hexter
TT34S 38.0 34.5 Series
TT34P 38.0 34.5 Parallel
TT16S 19.5 16.0 Series
TT16P 19.5 16.0 Parallel
TT18S 10.5 14.0 Series
TT13P 10.5 14.0 Parallel

We have a large selection of in-built converters for all areas from 92/6; also aerials, low-loss co-axial cable at 9d. per yard. Are you on our mailing list? **THE FAMOUS INVERTER—COMPARE THE PRICE**

Handsome walnut cabinet. Suitable air areas. Contains own power supply. Simply connect to aerial. Four-valve circuit. Complete with all instructions. £8/19/6 plus 3/6 P. & P.

JUST ARRIVED!

The "Imperial" AM/FM Radiogram Replacement Chassis. Overall measurements 13 in. x 6 in. x 7 in. high. Dial cut-out our required only 10 1/2 in. x 2 1/2 in. Covers long, medium and FM Features include very attractive black and gold dial, 4-button, push button unit gram position separate F.T. tuning, continuously variable tone control, A.C. mains 110/230 v. Valve line-up E141, EOC85, EABC80, EF89, ECH81, plus metal rectifier. Price complete £16/19/8 tax paid. H.P. terms available.



6v. VIBRATOR PACK RCA
Input 6 v. Output 300 v. at 80 ma. D.C. fully smoothed. Incorporates 6-pin Vibrator, OZ4A Rectifier, heavy duty transformer, etc. Variable output. Dimensions 4 x 4 x 6 in. Brand new. Limited quantity only. 35/- plus 2/- P. & P.

SPECIAL PURCHASE! MANUFACTURER'S SURPLUS


Owing to favourable purchase we can offer strictly limited quantity of these handsome chassis. AC/DC 200/250 v. for Medium and Long Waves, plus gram position. Incorporates own frame aerial. Valve line-up: U107, N108, DH107, W107 and X109. Overall chassis size 12 x 5 1/2 x 7 1/2 in. high. Attractive bronze dial with gold and cream lettering. Dial size 11 x 4 1/2 in. Scale length 7 in. Logging scale provided. Price £7/19/6 only, tax paid, plus 3/6 P. & P. H.P. terms. £4 deposit plus four monthly payments of 22/-.



Splendid unrepeatable offer!! Dulci F.3 Radiogram chassis

We have been very fortunate in being able to obtain a limited quantity of this well known and highly efficient chassis which we are able to offer at a greatly reduced price.

Specification:
Three waveband: long 1,000-2,000 metres; medium 187-540 metres; short 16-50 metres. Valve line-up: X79, 6BA6 or W747, 6AT6 or DH77, EL84 or N709, 6X4 or U78.
Four controls, tone/on-off.
Volume wavechange.
Tuning output 4 watts matched to 3-5 ohms. Incorporates latest Ferrite Rod Aerial. Pick-up sockets and mains supply for Gram motor. Overall dimensions: 12 in. L. x 7 in. D. x 7 in. H. Attractive dial with red, gold and green lettering on black background. Size 11 x 4 1/2 in. Price only £10/5/- plus 3/6 P. & P.



THE COLLARO HIGH FIDELITY TAPE TRANSCRIBOR

Available from stock. Standard cream polystyrene cover plate with maroon controls. £20 plus 3/6 P. & P.
Special clear polystyrene cover plate but sprayed gold on the outside. Maroon controls. 220/0/0. Also 220/0/0.
Leatherette covered portable case to accommodate the deck with cut-out for magic eye, also small elliptical speaker. Price £3/- plus 3/6 P. & P. Suitable 7 x 4 in. elliptical speaker 21/6. All leading makes of recording tape and microphones are suitable for the above and can be supplied if desired. H.P. TERMS AVAILABLE. London's largest selection of tape recording equipment!

AM/FM KIT

Introducing the JASON AM/FM KIT for medium waves and F.M.I.
As illustrated this is a very high quality chassis incorporating 8 of the latest miniature valves, plus DM70 magic eye. Kits are available for chassis complete with output stage at £15/5/-, Also less output stage but with own built-in power pack at £13/19/6 only. These are high fidelity units and exceptional value at these prices which include all required components and full constructional details. Fully Illustrated Data Booklet with full constructional details, plus individually priced component list, available per return o. post at 2/- post free. Both plus 3/6 P. & P.



DULCI H4T AM/FM TUNER

This unit has been designed for Quality Reproduction and built to the highest technical standards. Contains own power supplies. Brief specifications: four wavebands: VHF 87-101 mc/s. Short, 16-50 metres, Medium, 187-540 metres. Long, 1,000-2,000 metres. Intermediate Frequencies: 10.7 mc/s and 471 Kc/s. Full A.G.C. on all A.M. Bands and amplitude limitation on F.M. Band. Three controls: ON/OFF, Volume, Tuning and Wave-change. Valve line-up: EOC85, ECH81, EF89, EABC80, EM80 and E280. Attractive dial in Black with Red, Green and Gold lettering, size 11 in. x 5 1/2 in. Chassis size (overall) 12 in. W. x 7 1/2 in. H. x 3 1/2 in. D. A low impedance of 47K ohm output makes matching to amplifier non-critical. Weight: 12lb. Price £20/17/-, plus 5/- P. & P.

DULCI AM/FM CHASSIS H4

Illustrated leaflet available. L., M. and Short Waves plus F.M. This is a quality chassis 6 valves. E.V.A. Mullard Valves, including magic eye High Q inductances throughout, also Ferrite rods. Price is £23/6/- cash—or H.P. terms.

THE R.C.34 WATT AMPLIFIER KIT

Compare the advantages!
Treble bass. AND middle controls! For crystal or magnetic pick-up! A.C. Mains 200/250 v. Valve line-up: 6V6GT, 6X87, metal 6X5GT. Negative feedback. Built on stove enamelled steel chassis, measuring only 8 in. x 4 in. x 1 1/2 in. Four engraved cream knobs are included in the price of the complete kit with all necessary practical and theoretical diagrams at £4/5/- only, plus 2/6 packing and post or instruction Booklet, fully illustrated, for 1/- Post free! This amplifier can be supplied assembled, tested, and ready for use at £5/5/- plus P. and P. Hearing is believing.



Our advantageous H.P. terms are available on any single item over £5. Let us have your enquiries.

Please add postage under £1, or Cash with order. C.O.D. charge extra—open 9 a.m. to 6 p.m. Monday to Friday. Sorry but we close 1 p.m. on Saturday

THE "ECONOMY FOUR" T.R.F. KIT. A three-valve plus metal rectifier receiver. A.C. mains 200/250 v. Medium and Long waves. We can supply all required components right down to the last nut and bolt. Valve line-up 6K7, 6J7 and 6V6. Chassis ready drilled-Cabinet size 12in. long by 6in. high by 5in. deep—Choice of Ivory or brown Bakelite, or wooden walnut finish cabinet. Complete instruction booklet with practical and theoretical diagrams. Each component brand new and tested prior to packing. Our price £5/10/- complete—Remember this set is being demonstrated at our shop premises! We proudly claim that our fully illustrated instruction booklet is the most comprehensive available for this type of receiver—Booklet available at 1/6 post free. This is allowed if kit is purchased later. Plus 5/6 packing and carriage for complete kit.



THE "SUPERIOR" FOUR KIT. Our new four-valve receiver. A.C. mains, 200/250 v. M. and Long waves. As with our very successful "Economy Four" all required components are supplied. Valve line-up: 2 6SG7, 6 X5GT and 6 V6GT. Chassis ready drilled. Cabinet size 10 1/2in. x 10in. wide. Maximum depth at base 6in. tapering to 3 1/2in. at top. Sloping front. Very attractively finished in light walnut and peach. Each component brand new and tested prior to packing. Complete instruction booklet with practical and theoretical diagrams is provided. Booklet available at 1/6 post free. Our price for complete kit, £6/9/6! Please add 2/6 packing and carriage. If preferred, we can supply Cabinet Assembly only, comprising Cabinet and bracket wave-change switch, dial, pointer, drum pulleys, drive spindle, drive spring and knobs, at 45/-, plus 2/6 packing and carriage. N.B.—Our kits are oven supplied with sufficient solder for the job.

N.B.—All our T.R.F. Kit circuits now include specially wound Denco "Max-Q" coils on polystyrene formers, improved performance! Price remains the same.

SURPLUS BARGAINS

METERS

E.S.D.	Size	Type	Fitting	Price
50 microamp	D.C. 2 1/2in.	M.C.	R.P.	50/-
50 microamp	D.C. 5in.	M.O.	Rectangular	120/-
50 microamp	D.C. 4in.	M.O.	Rectangular	110/-
50 microamp	D.C. 3 1/2in.	M.C.	F.R.	95/-
100 microamp	D.C. 2 1/2in.	M.C.	F.R.	95/-
200 microamp	D.C. 2in.	M.G.	F.R. (Tropicalised)	30/-
400 microamp	D.C. 3 1/2in.	M.C.	F.R.	65/-
500 microamp	D.C. 2in.	M.C.	F.R.	18/6
1 mA.	D.C. 2in.	M.C.	F.R.	17/6
1 mA.	D.C. 2in.	M.O.	F. Sq.	22/6
1 mA.	D.C. 2in.	M.C.	F. Sq. (1954 manufacturer)	25/-
1 mA.	D.C. 2 1/2in.	M.C.	Desk Type	30/-
60 mA.	D.C. 2in.	M.C.	F. Sq.	8/6
500 mA.	D.C. 2 1/2in.	M.C.	F.R.	10/-
5 amp.	R.F. 2 1/2in.	Thermo	F. Sq.	6/6
1 amp.	R.F. 2 1/2in.	M.C.	F. Sq. (shunt required)	15/-
150 amp.	A.C. 4in.	M.I.	R.P.	45/-
1 amp.	R.F. 2 1/2in.	Thermo	R.P.	7/6
3 amp.	R.F. 2in.	Thermo	F. Sq.	10/6
20 amp.	D.C. 3in.	M.I.	F.R. (with shunt)	6/6
25 amp.	D.C. 3in.	M.I.	F.R.	6/3
30 amp.	D.C. 3 1/2in.	M.I.	F.R.	12/6
15-0-15	A.C. 2 1/2in.	M.I.	F.R.	10/-
15-0-15 volt	D.C. 2 1/2in.	M.C.	F.R.	17/6
300 volt	A.C. 2 1/2in.	M.C.	F.R.	35/-
300 volt	A.C. 3 1/2in.	M.I.	F.R.	30/-

SPECIAL U.S. 0-1 mA. 3 1/2in. taken from equipment but perfect, 22/6 each. R.P. = Round Projection. M.C. = Moving Coil. Thermo = Thermo-coupled. F. Sq. = Flush Square. F.R. = Flush Round. M.I. = Moving Iron.

METER RECTIFIERS, 1 mA. by G.E.C., at 6/6, also 5 mA. by G.E.C., at 6/6.

METER SPECIAL. We have a limited quantity of aircraft electrical thermometers. Brand new by Weston, 2in. moving coil meter, flush square fitting. These meters have a luminous scale graduated 40-140 degrees centigrade, but the full scale deflection is approximately 150 microamps! Price 12/6 each only, plus 1/- P. & P.

No. 17 Mk. II TRANSMITTER/RECEIVER. Built into a strong wooden cabinet 15in. x 14in. x 9in. Complete with headphones and microphone. Range 5-8 miles with simple aerial. 44-61 mc/s. (5-7 metres). Uses standard 120 v. H.T. and 2 v. L.T. batteries. Complete with instructions, 45/- each plus 7/6 post and packing.

24 VOLT ROTARY CONVERTER. Input 24 v. D.C. Output 200/250 v. A.C. 100 watts. Complete in black steel box 18 1/2in. x 11 1/2in. x 8in. Weight approx. 30lb. Completely enclosed, incorporates Sodium Lamp transformer. Brand new, 92/6.

HEADPHONES. Low resistance. Brand new ex-W.D. type CLR., 7/6 per pair, plus 1/6 p. & p. Brand new ex W.D. type BTR., 4,000 ohms, 15/- per pair. High resistance, 4,000 ohms brand new light weight, 15/- per pair plus 1/6 p. & p.

TRANSISTORS MULLARD TYPE C.71. Available ex stock at new list price of 24/- each post free.

No. 18 TRANSISTOR/RECEIVER. WALKIE-TALKIE. Range approx. 5 miles. Covers 7.4-9 Mc/s. The set only complete with valves at 25/-, in very good condition. We also have available "38" sets absolutely complete with junction box, metal headphones, microphone, spare set of valves, with full operating instructions, absolutely brand new in original sealed packing cases, at 99/6 each complete station, plus 5/- carriage. Export enquiries invited.

N.B.—From the above unit, we have a number of spare sets of carrying cases complete with plain front panel, and drilled chassis, already punched for miniature valves. Measurements as above. A very useful case for any instrument, remote control transmitter, etc., etc. Price only 15/-, plus 2/6 p. & p.

HEAVY DUTY VARIABLE AUTO TRANSFORMER. Input: Variable from 110 to 250 volts. OUTPUT: 110 and 230 v. at 1.2 kVA. Contained in grey metal case with carrying handle. Overall size: 10in. W. x 8in. D. x 12in. H. Weight 1 qtr. 19lb. Brand new £8/10/-, plus 7/6 carriage and packing.

THE E.C. RAMBLER ALL-DRY PORTABLE KIT

Full assembly details with practical and theoretical diagrams can be supplied at 1/6 post free. This is a truly professional 4-valve superhet—all dry—for medium and long waves. A cream plastic top panel, with dial engraved in red and green adds to the very imposing appearance of this model which is housed in an attractive cream and grey leatherette covered attaché-case type cabinet: measuring only 9in. x 7in. x 5 1/2in. Weight less batteries 4 1/2lb., with batteries 6 1/2lb. This set really has everything. Built-in frame metal, high quality, extremely sensitive, and very adequate volume from the 5in. speaker. Valve line-up 3V4, 1R5, 1S5, 1T4. Also the required components, exactly as specified, including cabinet, can be supplied from stock at the special inclusive price of £77/-, plus 2/6 p. and p. (less Batches), Uses Ever-Ready 90 v. H.T. type B128 at 10/-. Also L.T. 1.5 v. A.D. 35 at 1/6.



RAMBLER MAINS UNIT! At last we are able to offer our special mains unit kit for using our popular all-dry "Rambler" on A.C. Mains. Complete kit, which when assembled fits snugly into battery compartment, can be supplied at 47/6 plus 1/6 packing and postage. Price includes all required components, and full assembly instructions. N.B.—This unit is completely self-contained in a metal box measuring 7in. x 2 1/2in. x 1 1/2in. and is ideally suitable for ANY all-dry battery portable requiring 90 v. H.T. and 1.5 L.T.

THE E.C. 2 AMP. BATTERY CHARGER KIT. Our new 2 amp. charger kit is now available. Includes handsome well-ventilated black stove-enamelled steel box, size 7 1/2in. x 3 1/2in. x 3 1/2in. Fully shrouded final quality transformer, brand new G.E.C. rectifier. Mains use, etc., or charging 6 or 12 v. batteries at 2 amp. Absolutely complete kit with full practical and theoretical instructions. Price 33/6 plus 2/6 P. & P. Can be supplied assembled and tested at 41/6 plus 2/6 P. & P. Heavy duty crocodile clips suitable for car battery lugs, optional extra at 1/6 per pair.

TELETRON BAND III CONVERTOR! SHU! available, this very popular converter kit as illustrated and fully described in previous issues of the "W.W." For use with most T.R.F. or Superhet Band I T.V. Receivers. Construction details only, with separate individually priced parts list, 6d. post free. Kit complete as specified 48/6 plus 2/- P. & P.

Mk. II Fringe area version kit complete 59/6, plus 2/- P. & P. Power pack kit for either of above 25/-.

POWER PACK. By leading manufacturer. Input 200/250 v. Output 350-0-350 280 mA., 6.3 v., 8 a., 6.3 v. 2 a., 4 v. 7 a., 5 v. 2 a. Fully smoothed. Incorporates valve rectifier GZ52. Chassis measures 1 1/2in. x 7in. x 2 1/2in. Few only at 22/6 plus 1/6 P. & P.

We carry comprehensive stocks of all Band III Convertors by leading manufacturers. Also aerials, cross-over boxes, air-spaced low-loss oo-axial cable at 10d. per yard. Let us have your enquiries. Any branded converter supplied on H.P. terms!

MAINS TRANSFORMER SPECIAL! Primary: 100-0-200-220-240 v. Secondary windings: 375-200-0-200-375 v. at 250 mA. Double wound 230 v. at 6 amp. 6.3 v. at 3 amp., 6.3 v. at 3 amp., 8 v. at 0.25 amp. Unshrouded, fully impregnated drop-through type. 50/-, plus 1/6 p.p.

MAINS TRANSFORMER BARGAINS. Limited quantities. Manufacturer's Surplus 350-0-350, 80 mA., 6.3 v. 3 a., 5 v. 2 a. Half shrouded, drop-through, 14/6 only, plus 1/6 P. & P. 230 v. Input, 300-0-300 80 mA., 6.3 v. 3 a., 4 v. 2 a. Tropicalised drop-through type, 9/6 only, plus 1/6 P. & P. Input 110/230 v. Auto load 200 v. 750 mA.—350-0-350 130 mA. Tapped filament winding 8 v. 3 a., 15 v. 3 a., 21.5 v. 3 a., also 5 v. 2 a. Tropicalised drop-through type, 21/- plus 2/6 P. & P. 270-0-270, 100 mA. 6.3 v. 3 a., 5 v. 2 a. 200/250 v. Input universal mounting, 16/6 plus 1/6 P. & P.

FOUR-SPEED CHANGERS! The new B.S.R. 4-speed auto-changer in attractive cream and gold finish, now available from stock at £9/15/- only, plus 3/6 p. and p. H.P. terms available.

CATHODE RAY TUBES! SPECIAL OFFER

Few only by leading manufacturer. 17in. Type C17FM, original cartons, fully guaranteed. Price £14/19/6 tax paid, plus 10/- P. & P. H.P. available.

B.S.R. MONARCH. The very popular 3-speed mixer auto-changer. Complete with turn-over crystal pick-up. Complete in original manufacturer's cartons, fully guaranteed. Price only 27/5/- carriage paid. Buy now! Quantity at this price strictly limited.

RECORD PLAYERS CABINETS!—to suit all types of single record and auto-changer units. Priced from 45/-. Send stamp for fully illustrated list.

GARRARD R.C.110!!! 3-speed mixer auto-changer unit with G.C.2 1/0 crystal head. Cream and brown finish. Brand new in sealed manufacturer's cartons with fitting and operating instructions. £7/19/6 plus 5/- p. and p.

RC.54. Special Purchase! Latest type 3-speed incorporating T.T. type turn-over head. Cream finish. Original manufacturer's cartons. £8/19/6 only, plus 3/6 p. and p. H.P. terms available.

VALVES

We have perhaps the most up-to-date valve stocks in the trade. A stamp will bring complete list but the following is a selection only of brand new imported valve types, fully guaranteed. Purchase valve types.

EABC80	10/-	DAF96	10/6	PL83	11/6
EAF42	10/-	DP96	10/6	PT80	10/6
EB41	7/6	DK92	10/6	PY81	11/6
EB91	7/6	DK96	10/6	PY82	9/6
EBCA1	10/-	DL96	10/6	PY83	11/6
EBF80	11/6	or39/6perset	UBCA1	10/6	
ECC81	9/-	of four	UCH42	11/6	
ECC82	9/-	DM70	UP41	10/6	
ECC83	9/6	EL41	10/6	UL41	10/6
ECC84	15/-	EL84	11/6	UY41	9/6
ECC85	10/-	EM90	9/-	6AQ5	8/6
ECPF82	15/-	EV61	12/-	GAT6	8/6
ECH43	11/6	EY86	14/6	6AU6	9/6
EBC30	11/6	EZ40	8/6	6BS6	8/6
ECL80	11/6	EZ90	8/6	6BE6	9/-
EP41	10/6	PCF90	12/6	6BW6	8/6
EP86	10/6	PCF82	12/6	6CX4	7/6
EP85	10/6	PCCR4	12/6	3BW4	7/6
EP86	12/6	PL81	13/6	50B5	10/6
EP88	10/6	PL82	10/6	50C5	10/6

In addition we naturally have all the surplus types available such as 6V6GT, etc. All in our valve price list!



Another Cabinet-Style Special purchase of walnut trolly-type cabinets originally intended for use in projection T.V. Easily recognised as being of leading High Quality manufacturer's stock. Can be easily adapted to house tape recorder, amplifier, radiogram, etc. etc. Measurements external 24in. x 16in. x 29in. The whole is mounted on castors. Unrepeatable bargain at £5/19/6 plus 10/- packing and carriage. We have a large selection of all type cabinets. A stamp will bring list.


CLYNE RADIO LTD.

18, Tottenham Court Road, London, W.1.

There is always a fine selection of equipment at

2 METRE RECEIVER TYPE R 1392

Air Tested
15 Valve Superhet
 Frequency 95-150 Mc/s
 (2 to 3 metres)



Valve line up: 1st and 2nd R.F. Amp. VR.136 (EF.54), 1st Local Oscillator VR.65 (SP.61), 2 Oscillator Multipliers VR.136 (EF.54), 3 I.F. Amp. VR.53 (EF.39), A.G.C. 6Q7, Output 6J5, Muting VR.92 (EA.50), Noise Limiter VR.92 (EA.50), B.F.O. 6J7, Mixer VR.136 (EF.54), De Mod. 6Q7, Slow motion tuning, normally crystal controlled, or tunable over 95-150 Mc/s. Power supply required: 240-250 volts at 80 mA, 6.3 volts at 4 amps. Size 19in. x 10in. x 10in. Standard Rack Mounting. £6/19/6. Complete with valves and circuit diagram, checked and Air Tested. Packing and carriage 17/6, 10/- returnable on packing case.



AN/APN.1 TRANSDUCER

This Unit consists of Magnet, and Coil which is attached to an aluminium diaphragm suspended freely and perforated to prevent air damping. Mounted on a Ceramic cover which sits over the diaphragm is a form of 2-Gang capacitor which has a swing from 10-50 pF.

The above unit is used as part of Wobbulator described on page 252 of the June "Wireless World." Price 7/6 p.p.

EARPIECES

2,000 ohm C.H.R. or balanced armature type, low resistance single units 3/6 each plus 6d. p.p.

BATTERY CHARGING LEADS

2 yards of cab type twin cable and 2 large croc. clips, new and boxed, 3/- p.p.

RADIO ALTITUDE METERS

5 mA basic movement 3in. dia. circular scale with approx. 300° sweep. 6/- plus 2/- p.p.

TWIN COUNTERS

(Gallons gone) 24V, reading 4 figures and reset contained in housing, size 4in. dia. by 5in. long. 15/- plus 2/- p.p.

RECEIVER UNIT Ex 1143A

10.72 Mc/s. I.F.s. Frequency 100-120 Mc/s, suitable for conversion to 2 metres and Wrotham.

Owing to a large purchase we can offer these units fully valved with circuit diagram at 25/- each plus 3/- post/packing. Valve line-up: (4) EF50, (1) EL32, (2) EF39, (1) EBC33, (1) EA50.



HEATER TRANSFORMERS

6.3 volt, 1½ amp.; brand new, 6/6 plus 1/- p.p.

NICKEL IRON CELLS

1.2 volt, size 3½ x 2½ x 1in.; unfilled 5/- plus 1/- p.p.

POST OFFICE COUNTERS

500 ohm, 4 figure, no reset; size 5 x 1½ x 1in. 5/- p.p.

OCTAL PLUGS

Bulgin bakelite type, 2/6 each p.p.

CATHODE RAY TUBE TYPE 3.BP.1

With Mumetal screen and base. 3in. short persistence tube. 2/6 p.p.

CR 300/1 (& Power Supplies) & CR100 Receivers

Available for callers only

POWER UNIT Type 173

24 Volt D.C. Input, 120V, 60 mA. Output. Containing Vibrator Transformer, 12 Volt Vibrator, two 120 Volt Selenium Rectifiers, Chokes and Condensers. Size 10½in. x 6in. x 3in. Price 12/6, post paid.



TRANSMITTER Type T1131-L

Frequency 100 to 156 Mc/s. Output 50 W. Crystal controlled. 200-240 v., 50 c.p.s. Power supply. Housed in 6ft. standard on 19in. rack. In new condition complete with valves.

Send for full details

ANTENNA OR BEAM POSITION INDICATION SYSTEM (DESYN TYPE)


This comprises of a Transmitter unit and Indicator which will operate on 12 or 24 volts D.C. and will indicate with instantaneous and smooth pointer movement. The Transmitter is a specially designed potentiometer and will operate the Receiver on a simple three wire system and the receiver in this instance is calibrated in Gallons but dial could be easily altered to indicate a 360° sweep. Transmitter and Receiver with full instructions. Price 12/6 plus 2/- p.p.

MAGSLIPS

2in. Maglips, 50V 50 cycle A.C. transmitter and receiver units. Accurate to 1/10th of a degree. Guaranteed in good working order, 35/- pair, plus 3/- p.p.

TYPE 62A INDICATORS

Ideal for conversion to oscilloscopes, T.V. units, etc. Containing VCR.97, 12 VR.91 (BF.50), 2 VR.54 (EB34), 3 VR.92 (EA.50), 4 CV.118 (SP.61). Slow-motion dial, 13 Pots and scores of useful components. Size 8½ x 11½ x 18in. In wooden packing case. £3, carriage 7/6.



INDICATOR LAMPS

American panel type complete with 6V bulbs in set of 4, 3 green jewels and 1 red jewel. 10/6 post paid.

INVERTERS

Miniature 3-phase (ex-compass unit) 24V input with 17V 3-phase. 400 c/s. output. These have been used by model makers as motors and are known as the "5/- Motor." Will run quite successfully on 12 volts. 5/- plus 2/- p.p.

MORSE SIGNALLING LAMPS

(Aldis type) 5in. dia. with sighting arrangement, 2 handles, keying switch, and 2 yards cable. In wood carrying case. 10/- plus 3/- p.p.

RECTIFIERS

Chassis cooled, brand new, 125 volt, 80 mA, 4/9 p.p.; 250 volt, 50 mA. 8/3 p.p.

BOOST GAUGES

2in. dia.; suitable after minor adjustment as car induction manifold meter. 2/6 p.p.

THROAT MICROPHONES

Type T30. U.S. Manufacture Complete with elastic strap. Lead terminating at 2-pin plug PL.291. and socket JJ-048. New and boxed, 3/- each, post paid.

WAVEMETER TYPE W.1310

Coverage 155 to 230 Mc/s. continuous, complete with Test Prod. Input 230 v. 50 cycles. New condition. £3/10/- plus 7/6 carr.



All these fine offers are on display at 

PROOPS BROS. LTD. —

The Walk-around Shop

MINIATURE I.F. STRIPS



Size 10½ × 2½ × 3in. Frequency 9.72 Mc/s. 2 EF.92s and 1 EF.91 I.F. amps. EB.91. DET/AGC. EF.91 AGC. Amp. and EF.91 Limiter. Circuit supplied.

Price 8/- less valves

Post paid.

WIND FINDING ATTACHMENTS

Comprising two small counters. Two Desyn type follower motors (ideal for antenna direction indicators). Size of motors 1½in. long, 1in. dia. Terminal block 6-way, toggle sw. Housed in metal outer case, fitted with plastic 360-degree dial. Price 8/6, post paid

BLOCK CONDENSERS

8 mfd. 600 v. W., 5/6 each, post paid. 4 mfd. 400 v. W., 4/- each, post paid.

A room-to-room telephone . . .

Ideal for two-way conversation, house-to-garage or internal communication.

- No batteries required
- No soldering required
- Just connect it up and it works

The sets consist of 2 high-quality microphone/receivers (new and boxed) and 15 yards of twin wire.

COMPLETE FOR 8/6
plus 1/- postage



R.F. UNITS

R.F.25 40-50 Mc/s. R.F. 20-30 Mc/s. Switched Tuning. Valved. 9/6 each.

Packing and postage 3/- each.



I.F. AMPLIFIER UNIT

460 Kc/s with IT4. Brand New and Boxed. Fully Screened in plug-in Box. Size 2½in. × 1in. × 4½in. Price, with circuit, 10/- ea., plus 1/- p.p.

BUZZERS

6 volt A.C. with tone adjuster; size 2 × 1 × 2½in. 4/- p.p.

BLOWER MOTORS

24V, but will run successfully on 12V for car heater, etc. Size 4½ × 2in. dia., 1½in. inlet and 1in. outlet. 12/6 plus 2/- p.p.

STUD STITCHES

20 segment 5/16in. studs, base 5in. square with handle and housing. New and boxed. 5/- plus 1/6 p.p.

SPECIAL OFFER—MALLORY VIBRATOR PACKS

12 volt, 150 volt 40 mA. Brand new and boxed, size 5½ × 5½ × 3½in. 12/6 p.p.


APQ2 RADAR JAMMING UNIT

Freq. 450-710 Mc/s. Containing 931a Photo Multiplier Cell complete with resistance network and light-proof box. Wide band amplifier; 2-6AC7, 1-6AG7, 2-388a. This unit is similar to the APQ9 jamming unit. Brand new, £5 plus 10/- carr.

MAINS POWER UNIT Type 234

(For use with Receiver R1392)

Double Smoothed 200-250 v. 50c Input. 240 V. 100 mA. 6.3 at 6 amps. with Volt Meter reading input and output voltages. Size: 19in. × 10in. × 6½in. Standard Rack Mounting. Price £4/10/- each, plus 7/6 carriage.



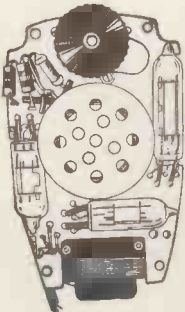
Make a miniature POCKET RADIO

Incorporating high "Q" technique using the New Ferrite rod. Made possible by simple conversion of an ex-Govt. Hearing Aid.

Technical Details. A Germanium Diode Detector circuit followed by the existing 3-valve Amplifier, giving adequate amplification throughout the medium wave band.

This conversion can be carried out in approximately 30 minutes.

SEE and HEAR this Miniature POCKET RADIO demonstrated.



THE COMPLETE KIT OF PARTS includes a Type OL10 Hearing Aid (with Crystal microphone) in perfect working order with miniature earphone and moulded ear insert attached; ferrite rod, germanium diode, components, circuit diagram and full instructions.

PRICE £2 6s. 0d. Post paid.

(less batteries)

ALL COMPONENTS SOLD SEPARATELY

Deaf Aid Unit with earpiece . . .	£1 15 0
Plastic Ear mould	2 0
Ferrite Rod	5 0
Conversion Components	4 0
Batteries 1.5v. L.T. (Type D.18)	8
30 v. H.T. (Type B 119)	4 3

NOTE: As the crystal microphone is not used in the Pocket Radio, it can, if desired, be used as a general microphone and it does not require a matching transformer.



Overall size 3½" × 2½" × 1"

NOTE: Carriage prices quoted apply only to England and Wales.

NOTE: Orders and Enquiries to Dept. "W". Shop hours 9 a.m. to 6 p.m.—Thurs. 9 a.m. to 1 p.m.

OPEN ALL DAY SATURDAY Telephone: LANGHAM 0141

52 TOTTENHAM COURT ROAD, LONDON, W.1

PROOPS

BROS. LTD.

MODERN ELECTRICS LTD.

164 Charing Cross Road, London, W.C.2.

Tel.: TEMple Bar 7587.
Covent Gdn. 1703.
Cables: Modcharex, London.
Prompt attention to post orders.

Export enquiries invited.

Correspondence in French or English.

TAPE RECORDERS

GRUNDIG TK5	46 gns.
GRUNDIG TK8	72 gns.
GRUNDIG TK820/3D	98 gns.
SIMON	75 gns.
FERROGRAPH 2A/N	76 gns.
FERROGRAPH 2AN/H	86 gns.
VORTEXION 2A	80 gns.
VORTEXION 2B	£99
BRENELL 3 SPEED	48 gns.
ELIZABETHAN	65 gns.

Recording Tapes from stock.

	1,200ft.	600ft.
FERROGRAPH	45/-	26/9
GRUNDIG BASF	40/-	25/-
SCOTCH BOY	35/-	21/-
EMI 77	48/-	—
EMI 88	35/-	21/-
AGFA	37/6	22/6
GEVAERT	35/-	21/-
PURETONE	20/-	—
SCOTCH BOY, EMI, BASF, LONG	PLAY TAPES	

TAPE DECKS

WEARITE	£35 0 0
COLLARO Transcriptor	£20 0 0

GARRARD AUTO UNITS

RC98 4 speed	£19 17 7
RC88 4 speed	£17 18 8
RC121D 4 speed	£13 13 10

TRANSCRIPTION UNITS

Connoisseur	£28 11 0
Garrard 301	£26 8 3
Lenco	£17 10 4

SPEAKERS

W.B. STENTORIAN

HF816	£6 17 0
T816	£6 10 0
HF812	£4 3 6
HF912	£4 8 6
HF1012 Universal coil	£4 19 9

GOODMANS

Axiom 150 Mk. II	£10 15 9
Axiom 22	£15 9 0
Axiette	£6 18 6

WHARFEDALE

W15CS	£17 10 0
Super 12CS/AL	£17 10 0
W12/CS	£10 5 0
Golden 10 CSB	£8 14 11
Super 8CS/AL	£7 6 11
Super 3	£7 0 11
Bronze 10in.	£4 17 3
Bronze 8in.	£3 10 0
W.B. Crossover Unit	£1 10 0
W.B. Tweeter Unit	£4 4 0
Kelly Ribbon Tweeter	£12 12 0

TEST EQUIPMENT

AVO

Model 8	£23 10 0
Model 7 (latest)	£19 10 0
Unimior Mk. II	£10 10 0
Electronic Meter	£40 0 0
Wide Band Sig./Gen.	£30 0 0
Valve Characteristic Meter Mk III	£75 0 0
D.C. Minor	£5 5 0
10kV Multiplier for Model 8	£3 5 0
Carrying Cases for Models 7, 8 and 40	£3 0 0

ADVANCE

H.1. (Sig./Gen.)	£28 0 0
E.2 (Sig./Gen.)	£32 10 0
P.1	£22 5 0
J.2	£45 0 0

COSSOR

Oscilloscope 1035	£120 0 0
Oscilloscope 1052	£104 0 0
Volt: Calibrator 1433	£18 5 0

TAYLOR
All new Taylor Test Gear in stock.

PICKUPS AND PLAYERS

ACOS, DECCA, COLLARO
CONNOISSEUR, LEAK, FER-
RANTI, B.J., GARRARD,
PHILIPS.

MICROPHONES

ACOS

Mic 22 (Crystal)	£4 4 0
Mic inserts for above	£1 0 0
Mic 33-1	£2 10 0
Mic 35-1 (Crystal)	£1 5 0

LUSTRAPHONE

M/C High Imp.	£5 15 6
LFV59 Dynamic	£8 18 6

RESLO

VMC (low imp.)	£6 0 0
RBL/T	£8 15 0

FILM INDUSTRIES
Ribbon £8 15 0

MICROPHONE STANDS

Floor, 3 extensions	£3 12 6
Table Stand	£1 5 0

LEAK AMPLIFIERS

TL.10 complete	£28 7 0
Point 1, TL.12	£28 7 0
Point 2, TL.25	£34 7 0
RCA	£48 0 0

QUAD, Mk. H £42 0 0
MULLARD £18 18 0
E.A.R. 4 watt £9 9 0
TRIX 4 watt £16 10 0

ALL GARRARD, CONNOISSEUR, DECCA and COLLARO HEADS. SAPPHIRE and DIAMOND STYL for the above HEADS NOW AVAILABLE.

We want to buy:-

BC 312 }
BC 342 } £30 each.
BC 348 }

AND

BC 610 at £200 each

ALTHAM RADIO CO.,

Jersey House, Jersey St., Manchester, 4.

Telephone: Central 7834/5/6

Largest stocks in Europe of Government surplus material.

"Don't forget

your Teleview"

The COMPLETE
TELEVISION
SERVICING
INSTRUMENT

Write now for
full details to

AIRMEC LTD
HIGH WYCOMBE
BUCKINGHAMSHIRE

OSMOR

Free!

Send 7d. in stamps for circuits, practical drawings, of F.M. Tuner, Band III Converter, various T.R.F. and Superhet circuits, Miniature circuits, Switching circuit, Price Lists, etc. Components and information supplied concerning most published circuits in **WIRELESS WORLD, PRACTICAL WIRELESS, RADIO CONSTRUCTOR.**

BAND III CONVERTERS

I.T.A. Converters: London, Lichfield, Manchester. A very efficient Band III Converter for all T.V. sets (including TRF). Approximately one hour to build! Guaranteed no breakthrough of Band I. Will convert any Band III Channel to any Band I Channel A.C. or A.C./D.C. Size 4 1/2 x 2 1/2 x 3/4 in. Circuits, Wiring Diagrams and Full constructional information.
Complete Kit 65/-..... Completely Wired 80/-

BAND I FILTER—Rejects B.B.C. from I.T.A. aerial and improves picture. Suitable for all makes. Fitted in 2 minutes.
Price 10/- inc. Instructions



M & LW (TYPE QFR4) 12/9 **FERRITE ROD AERIAL** **MW (TYPE QFR3) 8/9**

LW WILL IMPROVE SELECTIVITY For Mains or Battery Sets

DEPT. W.W.5, 418 BRIGHTON RD., SOUTH CROYDON, SURREY
Telephone: CR0ydon 5148/9

AMERICAN "COMMAND" RECEIVERS

Huge purchase from the Air Ministry. These famous compact receivers which can be used for a variety of purposes are offered at ridiculously low prices while stocks last. Complete with 6 metal type valves, 1 each of 12K8, 12SR7, 12A6, and 3 of 12S17, in aluminium case size 11in. x 5½in. x 5in. Circuits supplied. Choice of Models. BC454 (3-6 Mc/s.), 27/6; BC453 (190-550 kc/s, the renowned "Q Fiver"), 59/6. OR BRAND NEW IN MAKER'S CARTONS, 69/6. Trawler Band Model (1.5-3.0 Mc/s), 65/- OR BRAND NEW IN MAKER'S CARTONS, 75/-. Medium wave coil unit for BC454 with instructions, 13/3

27'6

BC.610 MODULATION TRANSFORMERS. Brand new spares for this famous American Transmitter. In Maker's Original Cases. ONLY £5 each.

CONSTANT VOLTAGE TRANSFORMERS. Manufactured by SOLA of CHICAGO, U.S.A. Primary 90-125 v. or 190-250 v. Secondary 115 v. precisely at 2 KVA. Can be adjusted for 50 or 60 cycles operation. Primary and secondary are completely isolated, and for 230 v. output two can be used in series. Fully guaranteed. ONLY £21 each or £40 per pair.

RF UNITS TYPE 26. For use with the R.1355 or any receiver with a 6.3 v. supply. This is the variable tuning unit which uses 2 valves EF54 and 1 of EC52. Covers 65-50 Mc/s. (5-6 metres). Complete with valves, and BRAND NEW IN MAKER'S CARTONS. ONLY 29/6 each.

MARCONI BAND III CRYSTAL CALIBRATORS. Frequency range 170-240 Mc/s. Incorporates 5 Mc/s. crystal for better than .001 per cent. accuracy. Directly calibrated dial, internal A.C. mains pack. Complete with spare set of valves and instruction manual in maker's transit cases. BRAND NEW. ONLY £4/19/6.

TRANSFORMERS. Manufactured to our specification and fully guaranteed, Upright mounting, fully shrouded, normal primaries.
425 v.-0-425 v. 250 mA., 6.3 v. 4 a., 6.3 v. 4 a., 5 v. 3 a., 65/-
350 v.-0-350 v. 160 mA., 6.3 v. 6 a. 6.3 v. 3 a., 5 v. 3 a., 47/6.
350 v.-0-350 v. 180 mA., 6.3 v. 5 a., 5 v. 3 a., 37/6.
250 v.-0-250 v. 100 mA., 6.3 v. 6 a., 5 v. 3 a., 37/6.
250 v.-0-250 v. 60 mA., 6.3 v. 3 a., 5 v. 2 a., 21/-.

TRANSFORMERS, FILAMENT. 6.3 v. 2 a., 7/6, 6.3 v. 3 a., 10/6.

TRANSFORMERS, EHT Upright mounting.
EHT for VCR97 Tube 2,500 v. 5 mA. 2 v.-0-2 v. 1.1 a., 2 v.-0-2 v. 2 a., 42/6.
EHT 5,500 v. 5 mA., 2 v. 1 a., 79/6.
EHT 7,000 v. 5 mA., 2 v. 1 a., 89/6.
EHT 7,000 v. 5 mA., 4 v. 1 a., 89/6.

TRANSFORMERS, EX-W.D. AND ADMIRALTY. Built to more than 50 per cent. safety factor with normal A.C. mains primaries. Brand new and unused.
330-0-330 v. 100 mA. 4 v. 3 a., 15/-.

L.T. HEAVY DUTY. Has 2 separate windings of 7 v.-0-7 v. at 12 amps. ONLY 42/6.

L.T. HEAVY DUTY. Has 3 separate windings of 5 v.-0-5 v. at 5 amps., and by using combinations will give various voltages at high current. ONLY 29/6.

COMMUNICATIONS RECEIVER R.1155

The famous ex-Bomber Command Receiver known the world over to be supreme in its class. Covers 5 wave ranges: 18.5-7.5 Mc/s., 7.5-3.0 Mc/s., 1,500-600 kc/s., 500-200 kc/s., 200-75 kc/s., and is easily and simply adapted for normal mains use, full details being supplied. ONLY £11/19/6. These are "BRAND NEW IN MAKERS TRANSIT CASES" and in perfect working order, fully tested before despatch.] **A.C. MAINS POWER PACK OUTPUT STAGE**, in black metal case, enabling the receiver to be operated immediately, by just plugging in, without any modification. Can be supplied as follows: WITH built-in 6½in. P.M. speaker, £5/5/-, LESS speaker, £4/10/-. With 8in. P.M. speaker, £6/10/-. DEDUCT 10/- IF PURCHASING RECEIVER AND POWER PACK TOGETHER. Send S.A.E. for illustrated leaflet, or 1/3 for 14-page booklet which gives technical information, circuits, etc., and is supplied free with each receiver.

CLASS D WAVEMETER

Another purchase of this famous crystal-controlled wavemeter which has been repeatedly reviewed and recommended in the "R.S.G.B." Bulletin as being suitable for amateur transmitters. Covers 1.9-8.0 Mc/s., and is complete with 100/1,000 kc/s. crystal, 2 valves ECH35, two 6-volt vibrators and instruction manual. Designed for 6 v. D.C. operation, but simple mod. data for A.C. supplied. BRAND NEW IN MAKER'S TRANSIT CASES. ONLY £5/19/6. Transformer for A.C. modification, 7/6.

COLLINS TCS TRANSMITTERS

Special offer of these famous American Transmitters. Frequency range 1.5-12.0 Mc/s. in 3 bands. Employs 7 valves, 2 of 1625 in P.A. Stage, 1625 buffer and 1625 modulator stage, 3 of 12A6 in oscillator stage. Radio telephone or radio telegraph. Provision for VFO or Crystal Control. 4 crystal positions. Has plate and aerial-current meters. In BRAND NEW CONDITION. ONLY £12/10/-. Matching receivers Type 46159 available £8/10/-. OR THE PAIR £20.-

METERS

F.S.D.	SIZE AND TYPE	PRICE
50 microamps D.C.	2½in. Flush circular	59/6
500 microamps D.C.	2in. Flush square	27/6
1 m.a. D.C.	2in. Flush square	22/6
10 m.a. D.C.	2½in. Flush circular (blank scale)	10/6
150 m.a. D.C.	2in. Flush square	7/6
200 m.a. D.C.	2½in. Flush circular	12/6
4 amp. D.C.	2½in. Flush circular	15/-
20 amp. D.C.	2in. Proj. circular	7/6
40 amp. D.C.	2in. Proj. circular	7/6
30-0-30 amp. D.C.	Car type moving iron	5/-
15 volts A.C.	2½in. Flush circular moving iron	9/6
2 Kilovolts A.C.	2½in. Proj. circular electro-static	22/6
300 volts D.C.	2in. Flush square	10/6

Enquiries invited for types not listed, 7-14 days delivery on "specials".

MARCONI SIGNAL GENERATORS TF-390G

Frequency coverage 16-150 Mc/s. BRAND NEW IN MAKER'S ORIGINAL TRANSIT CASES, with instruction manual. For normal A.C. mains operation. A unique opportunity to acquire Laboratory Equipment at a fraction of original cost. ONLY £27/10/-.

159 RECEIVER UNIT. Contains 1 each valve, types EF50, EA50, SP61, RL37 and 24 v. selector switch. ONLY 7/6.

RCA 8in. P.M. SPEAKER, mounted in heavy black crackled metal cabinet with chromium grill, and padded feet. Size 11½in. w. x 10½in. h. x 6in. d. Ideal for use with receivers or as an extension. BRAND NEW IN MAKER'S CARTONS. ONLY 45/-.

100 MICROAMPS METERS. 2½in. circular flush mounting. Widely calibrated scale of 15 divisions marked "yards" which can be rewritten to suit requirements. These movements are almost unobtainable today and being BRAND NEW IN MAKER'S CARTONS are a snip at ONLY 42/6.

"PYE" 45 MC/S I.F. STRIP. Ready made for London Vision Channel, this 5-stage strip contains 6 valves EF50 and 1 EA 50. BRAND NEW ONLY 59/6 or less valves 39/6.

100-0-100 VOLTS METERS by Sangamo Weston. 2½in. circular, basic movement being 500-0-500 microamps. A really first-class centre zero meter for hundreds of uses. BRAND NEW IN MAKER'S CARTONS. ONLY 27/6.

POCKET VOLTMETERS. Not ex-Govt. Read 0-15 v and 0-300 v A.C. or D.C. BRAND NEW AND UNUSED ONLY 18/6.

WALKIE TALKIE TYPE 18. Covers 6.0-9.0 Mc/s. Transmitting and receiving units in metal case, complete with valves in excellent condition. ONLY 79/6.

CRYSTALS. British Standard 2-pin 500 kc/s. 15/-; Miniature 200 kc/s and 465 kc/s. 10/- each.

AMERICAN 14v DYNAMOTORS. Output 225 v. 60 mA. Ideal for car radio or running electric-shaver from car battery. ONLY 45/-.

CHOKES. 10H 60 mA., 4/-; 5H 200 mA., 7/6.

12-WAY SCREENED CABLE. In 10ft. lengths, fitted with plugs, originally made for use with the 19 Set. UNUSED. ONLY 17/6 per lead.

TRI196 TRANSMITTER SECTION, complete with valves EL32, EF50, CV501, and all components. BRAND NEW. Price ONLY 12/6.


Cash with order please, and print name and address clearly

PLEASE ADD POSTAGE OR CARRIAGE COSTS ON ALL ITEMS

U.E.I. CORPORATION

Radio Corner, 138 Gray's Inn Road, London, W.C.1. Phone: TERMINUS 7937

(Open until 1 p.m. Saturdays. We are 2 mins. from High Holborn (Chancery Lane Station) and 5 mins. by bus from King's Cross)



TYPE LE 48A/B
(Model LE 45B also available)

One great advantage of this instrument is the illuminated 8in. mirror scale which gives easy reading in the laboratory. An additional decibel scale is provided which gives an overall range of -90 to +32 db with a reference level of 1 mW into 600 ohms.

300 MICROVOLTS

FULL SCALE

Model LE 48A/B—a new eight inch scale

MICROVOLT METER

embodying the following features:—

- ★ 30 μ V to 300 mV in seven ranges.
- ★ Built-in switched multiplier extends range to 30 V.
- ★ Ranges in 10 db steps.
- ★ 8in. illuminated mirror scale.
- ★ No zero drift.
- ★ Frequency range: 20 cycles to 100 kilocycles. Accuracy above 100 μ V \pm 30% rising to \pm 5% at 100 kilocycles.
- ★ Internal noise and hum less than 20 μ V.
- ★ Provision for 600 ohm balanced input.

The circuit comprises an input cathode follower, followed by a three-valve amplifier with negative feed-back. The H.T. supply is electronically stabilised and the instrument is substantially independent of changes in the supply voltage.

HATFIELD INSTRUMENTS LTD.

CRAWLEY ROAD

HORSHAM

SUSSEX

Telephone 3232/3

True Hi-Fidelity

LISTEN!

to VORTEXION

Tape Recording Equipment
in use with latest WHARFEDALE
& GOODMAN'S HI-FI Speakers

● SPECIAL DEMONSTRATIONS
on 1st and 3rd Saturdays of each month

BY INVITATION ONLY

Times: 11 a.m.-12.15 p.m. ● 2.30-3.30 ● 3.45-4.45 p.m.

NO SALES FACILITIES ON THESE DAYS

Write or phone for invitation to
London's Leading Agents:

GRIFFITHS HANSEN (RECORDINGS) LTD.
32/3, GOSFIELD ST., LANGHAM ST., W.1

Phones: **MU8cum 0642 2771.**

Grams: **GRIFHANO · WESDO · LONDON**

M W M

Manufacturers and suppliers
to the Radio Industry. If you
have a problem get in touch
with our technical department,
your enquiry will receive immediate attention.

Manufacturers
of Loud Speaker
Grilles for the
Radio Industry.

MOSS WIRE MILLS LIMITED

123 Greenwich South Street,
London, S.E.10.

Telephone: TIDeway 3281.

M W M

TRANSFORMERS

COILS LARGE OR SMALL QUANTITIES
CHOKES TRADE ENQUIRIES WELCOMED

SPECIALISTS IN

FINE WIRE WINDINGS

MINIATURE TRANSFORMERS, PICK-UP,
CLOCK AND INSTRUMENT COILS, ETC.
VACUUM IMPREGNATION TO APPROVED STANDARDS

ELECTRO-WINDS LTD.

CONTRACTORS TO G.P.O., M.O.S., L.E.B., ETC.

123-5-7 PARCHMORE ROAD, THORNTON HEATH, SURREY
LIVINGSTONE 2261 EST. 1933




Henry's
RADIO COMPONENTS
ELECTRONIC & TELEPHONE EQUIPMENT
(RADIO) LTD.

5, Harrow Road, Paddington W.2
PADDINGTON 1008/9 and 0401
OPEN MONDAY to SAT. 9-6. THURS. 1 o'clock

SEND STAMPS FOR NEW 1956 28-PAGE CATALOGUE
OVER 50,000 VALVES IN STOCK

QUARTZ CRYSTALS




TYPE FT243 fundamental frequencies. 2 pin pin spacing. 120 TYPES. 5675 Kc/s. to 5680 (in steps of 25 Kc/s.). 80 TYPES. 5705 Kc/s. to 5840 Kc/s. (in steps of 33.333 Kc/s.).

ALL BRAND NEW 10/- each.
Special price for complete sets of 80 or 120.
Above are suitable for re-grinding.


TYPE FT241A 54th harmonics Crystals. 2 pin pin spacing. 80 TYPES 20 Mc/s.—27.9 Mc/s. (in steps of 100 Kc/s.).
Also available: 32.5 Mc/s., 36.3 Mc/s., 36.6 Mc/s., 32.6 Mc/s., 36.4 Mc/s., 36.7 Mc/s., 32.7 Mc/s., 36.5 Mc/s.

ALL BRAND NEW 7/6 each.
FT241A 200 kc/s. 10/- each.
500 kc/s. 10/-.

Crystal Holders for both types, 1/3 each.



5-VALVE 3-WAVEBAND SUPERHET.



16-50 metres Short wave
187-550 metres medium wave.
900-2,000 metres long wave.
Flywheel Tuning.
Negative Feed Back.
Valves 6BE6, 6AT6, 6BW6, 6X4.
Wave/ change and Gram.
Chassis 11in. x 7 1/2in. x 8 1/2in.
£9 - 5 - 0d.
Carr. 5/-.

Manufactured by well-known manufacturers.
LIMITED SUPPLIES ABSOLUTE BARGAIN

SPECIAL OFFER

Set of four Transistors including one R.F. Transistor 42/6
Set of six Transistors including one R.F. Transistor 60/-

SPECIAL REDUCTION FOR SETS OF VALVES

1A7GT, 1N5GT, 1H5GT, 1A5GT (or 1Q5GT or 3Q5GT) 37/6 Set
10 EF50 (Ex-Brand New Units) 5/- each 45/-
10 EF50 (Red Virginia, ex-new units) 3/- each 55/-
6K8G, 6E7G, 6Q7G, 6Z4G, 6V6G 35/-
1B5, 1B5, 1T4, 1S4 (or 3B4 or 3V4) 27/6
TP25, VP23, HL23/DD, PEN25 (or QP25) 25/-
DK9G, DF9G, DAF9G, DL9G 32/6
6K8G, 6E7G 6Q7G, 2A6G, 2Z5G (or 2526G) 37/6
12K8GT, 12K7GT, 14Q7GT, 35Z4GT, 35L6GT (or 50L6GT) 37/6
12SA7GT, 12SK7GT, 12SQ7GT, 35Z4GT, 35L6GT or 50L6GT 35/-

TRANSMITTER/RECEIVER SCR 522

Comprising the well-known BC625 and BC94A Units complete with 17 valves types: 2-882, 3-12A6, 3-12SG7 3-9003, 9009, 606G, 12J5GT, 12AH7GT, 12C3, 6S87. The Complete unit is in very good condition having very useful parts including Relays, Transformers, Condensers, etc.
Less valves, £3/10/-, carr. paid. With valves, 27/10/-, carr. paid.

TRANSISTORS

JUNCTION TYPE (Red-Spot) (P.N.P.)
OFFERED AT LESS THAN HALF-PRICE.

Designed for A.F. application up to 800 Kc/s and are suitable for use in amplifiers, Signal Tracers, Local Station Receivers, Radio Control, Oscillators, Transistor Voltmeters, Baby Alarms, Microphone Pre-Amplifiers, etc.

10/- each.
(Tested and complete with Data & Circuits)

N.B. These Transistors may be used in place of Mullard OC71 or similar Transistors.

Please note that these Red Spot Transistors are ideal for most circuits including "W.W." Pocket Transistor Receiver and Transistor Amplifier. All Transistors are British Manufactured and Guaranteed. Send for Circuits and Data.

PRE-SELECTED TRANSISTOR-SIX PUSH-PULL PORTABLE SUPERHET

Just switch to your favour to Station. No tuning, no aerial or earth. Pre-select 3 stations. Complete with all components and six Transistors, 7 x 4 Elliptical speaker. Teletron Superhet Coils and I.F.T.'s. Powered by 7 1/2 v. dry battery which lasts for months. 150 Milliwatts output. All the above with Circuits, etc. £9 - 0 - 0 Carr. paid.

Or with Matched Mullard OC72's (200 Milliwatts Output) and 7 x 4 Elliptical High Resistance Speaker 30/- extra.

Suitable Plastic Cabinet easy to assemble 18/6.

Call and hear demonstration model working. Ideal as a car radio.

MINIATURE I.F. STRIP TYPE "373" 9-72 MEG.

Brand new miniature I.F. Strip size 10 1/2in. x 2 1/2in. x 3 1/2in. High. Valve Base-type: 2-EF92; 3-BF91 and EB91. With circuit. With valves, 45/- (less valves 8/- Post free.) This I.F. Strip is part of above equipment.

TRANSISTOR SIGNAL TRACER

Complete Kit with 2 Transistors, Components, Phones with Circuit.
42/6.

U.S.A. INDICATOR UNIT BC929A

Complete with 3BP1 O/R tube and screen. 7 valves—2-58N7GT, 2-6H6GT, 6G6, 2X2, 6X1G, volume controls, condensers, etc. Ideal for portable "scope". In black ornate case size 1 1/2in. x 9in. x 9in. BRAND NEW. 65/-, carr. FREE.

TRANSISTOR SQUARE WAVE GENERATOR

Ideal for signal tracing. Complete Kit with 2 Transistors, Components and Circuit.
25/-.

62A INDICATOR UNIT

Containing VCR97 with Mu-Metal Screen 21 Valves: 12-EF50, 4-3P61, 3-EA50 2-EB34. Plus Pots, Switches, I.V. Cond., Resistors, Mirtred 5/21 Dial, Double Deck Chassis and Crystal. BRAND NEW ORIGINAL CASES, 67/6 Carr. free.

INDICATOR UNIT TYPE 182A

Unit contains VCR517 Cathode Ray 6in. tube, complete with Mu-Metal screen, 3 EF50, 4-3P61 and 1 504G valves, 9 wire-wound volume controls and quantity of resistors and condensers. Offered BRAND NEW (less relay) at 67/6 Plus 7/6 carr. "Radio-Constructor" scope circuit included.

CRYSTAL MICROPHONE INSERTS

Ideal for Tape Recording, Gramophone Amplifier, etc. Very sensitive. Guaranteed and Tested, £4 (ex-utility), or £5/8 Brand new and boxed



TRANSISTOR PUSH-PULL AUDIO AMPLIFIER (100 MILLIWATTS OUTPUT)

Build this Push-Pull Amplifier which is ideal for Crystal or Magnetic Pick-up Amplification, Baby Alarm, Microphone Amplifier, etc. Powered by 6-volt Dry Battery lasting for months. Complete Kit of Parts including 4 Transistors and all Components with Circuit (less speaker), 24/10/-.

F.M. CONVERTER UNIT 88/100 Mc/s.

Containing 6 valves—2-6BA6, EB91, VR137, 2-EF54. Two I.F. stages and separate local oscillator, graduated Vernier tuning. Just plug in to your radio and obtain good listening on F.M. Voltage required 250v. 50M/A. and 6.3v. 2 amps.
£7 . 19 . 6

1355 RECEIVER

Complete with 11 valves 2-3P61 5U4G, VU120 VR92. As specified for inexpensive T.V. In absolute new condition, 27/6, carr. 6/-
R.F. 24 10/- R.F. 25 12/6 R.F. 26 25/- Brand new with valves, carr. 2/6.

CATHODE RAY TUBES

VCR138A WITH SCREEN ... £1 15 0
VCR138A 21in. O/R Tube
Brand new in original cartons (carr. free) £1 15 0
VCR97. Guaranteed full T/V picture (carr. 2/-) £2 0 0
VCR517C. Guaranteed full T/V picture £1 15 0
MU-METAL SCREENS for VCR97 or 517. P.P. 1/8 10 0
6in. ENLARGER for VCR97 or 517. P.P. 1/8 17 6
VOR97. Slight-cut-off. Carr. 2/- 15 0
3BP1. Brand new £1 10 0

MINIATURE TRANSMITTING STRIP "TYPE 81"

Size 7 1/2in. x 6in. x 3in. Complete with Valves Type CV415, CV209, 2-6A3B, 2-7D9 and Quartz Crystal, 4,860 Kc/s. Fully wired with circuit.
24/10/- complete.

PRECISION High Fidelity 4 SPEED TRANSCRIPTION UNITS

WITH VARIABLE SPEED ADJUSTMENT.
MAIN FEATURES

- Speed continuously variable from 29 r.p.m. to 86 r.p.m. Pre-set adjustable "click-in" position for 78, 45, 33 $\frac{1}{2}$ and 16 r.p.m. Playing old celebrity discs requiring speeds above 78 r.p.m. Tuning record pitch to a musical instrument. Correcting for mains frequency variations.
- Accurately balanced heavy precision made turntable eliminates Wow and Flutter.
- Unique VERTICAL EDGE-DRIVE PULLEY principle eliminates Rumble.
- Less than 1% change in speed for up to 13% change in Line Voltage.
- Large resilient 4-pole constant velocity motor.
- Model G.L.50/4 and G.L.56 fitted with weight adjustable precision Pick-up-Arm with plug-in shell, incorporating the Superb Goldring Variable Reluctance Cartridge No. 500.



GL50/4



GL55

TYPE GL50/4 Low Loading velocity operated Automatic Stop Price **£15.15.0** P.T. **£6.2.10**

TYPE GL55. Without Pick-up. FITTED WITH BAND LOCATION DEVICE Price **£12.12.0** P.T. **£4.18.4**

TYPE GL56. Complete with Pick-up. FITTED WITH BAND LOCATION DEVICE Price **£16.16.0** P.T. **£6.11.0**

DIAMOND STYLUS EXTRA **£3.15.0** P.T. **£1.9.3**

Write for technical reports to—

THE GOLDRING MANUFACTURING CO. (GT. BRITAIN) LTD.

486/488, HIGH ROAD, LEYTONSTONE, LONDON, E.11. LEYtonstone 8343-4-5

THE WORLD'S GREATEST BOOKSHOP

FOYLES
★ ★ FOR BOOKS ★ ★

FOR ALL YOUR

Christmas Books

Foyles have departments for Gramophone Records, Stationery, Handicraft Tools and Materials, Music, Magazine Subscriptions, Lending Library.

119-125 CHARING CROSS ROAD, LONDON, W.C.2

Gerard 5660 (20 lines) ★ Open 9-6 (Thurs. 9-7)

Nearest Station: Tottenham Court Road

POLYTHENE

INSULATORS, END CAPS, PLUGS, ETC.

for

T.V. AERIALS

Standard Articles or Special Mouldings

AMPLEX APPLIANCES (KENT) LTD.

19 DARTMOUTH ROAD, HAYES, BROMLEY, KENT

(RAVensbourne 5531)

All export enquiries to

ANTEX LTD., 3 TOWER HILL, LONDON, E.C.3

GET ALL YOUR RADIO COMPONENTS & ELECTRONIC EQUIPMENT

AGOS
B-LEE
BRIMAR
COLLARO
ENTHOVEN
MULLARD
BULGIN
DENGO
AGRU
J.B.

from
L. WESTWOOD 46 GEORGE STREET

E
D
D
Y
S
T
O
N
E
S
F. M.



E
R
E
C
E
I
V
E
R
S

phone **OXFORD** 47783

G.E.G.
HUNTS
HENLYS
GOODMANS
CONNOISSEUR
RELIANCE
GARRARD
TANNOY
LEAK
W.B.

Best Buy at Britain's

RCA AMPLIFIERS

DST100 RECEIVERS. Double superhet. 1.6 Mc/s and 110 Kc/s I.F.'s. A giant in size and performance! Covers 50 Kc/s to 30 Mc/s, 7 range turret, "S" and HT meters. Controls: IF Regeneration, RF and AF Gain, Tone, Noise Limiter, BFO, Variable Selectivity, etc. Offered less valves, superficially in good condition. Circuit available. **CALLERS ONLY. £12/10/-.**

I.F. STRIP TYPE 373. 9.72 Mc/s. 2 EF92 and 1 EF91 I.F. Amps., EB91 Det./A.G.C., EF91 A.G.C. Amp. and EF91 Limiter. Size 10 1/2 in. x 2 1/2 in. x 3 in. high. Price, less valves, 7/6. Circuit supplied.

LORAN INDICATOR UNIT CHASSIS. Complete with 5CP1 C.R.T. and screen, but less valves and crystal. New condition, price 29/6.

PANORAMIC ADAPTORS. Visual display of signals on 3in. C.R. Tube 3BP1. Band width 200 Kc/s. Suitable for receivers with IF's of 450-475 Kc/s, e.g., CR 100 and CR 150. Operates from 115-230 v. A.C. mains. **BRAND NEW** as shipped ex-U.S.A. With instruction manual, £30.

HALLICRAFTERS S27 RECEIVERS. Covers 27.8 to 143 Mc/s in 3 ranges. A.M. and F.M. R.F. stage, 3 I.F. stages, B.F.O., etc. For 110 and 230 v. A.C. mains. Reconditioned, as new, £40.

R1155 RECEIVERS. Thoroughly checked and tested. From £5/19/6 according to condition. **S.A.E.** for details or 1/3 for booklet.

A.C. MAINS POWER PACK AND OUTPUT STAGE. These enable the R1155 to be used on A.C. mains WITHOUT ANY MODIFICATION. Three types available, £4/10/-, £5/5/-, or de Luxe model with Bin. speaker, £6/10/-.. ALL power packs guaranteed SIX MONTHS.

COMMUNICATIONS RECEIVER CR100. Covers 60 Kc/s to 30 Mc/s in 6 ranges. 2RF's and 3IF's, variable selectivity, B.F. Osc., etc. Operates from 210-250 v. A.C. mains. Size 16in. x 12 1/2 in. x 16 1/2 in. deep, wt. 82lb. **S.A.E.** for illustrated details. Overhauled, first class condition, £21. CR100/2 with side-tone facility, superb condition, £25. Naval version with no set limiter, unused, £30. Plus £2 carr. and pk; (£1 refund when pkg. case returned).

R.F. UNITS. ALL BRAND NEW AND BOXED. RF24, 20-30 Mc/s, 12/6. RF25, 40-50 Mc/s, 17/6. RF26, 50-65 Mc/s, 29/6 and RF27 65-85 Mc/s, 32/6.

MODULATION TRANSFORMERS. Bendix type, for TA-12, push-pull 807's to plate and screen modulate two 807's in parallel, 15/-.. Collins type, 20 watts, 807 to 807, 12/6.

CHOKES. Collins, potted, 160 ohms, 8 Hen., 100 m/amp., 8/6; STC, potted, swinging approx. 5 Hen., 300 m/amp., 12/6; Universal mtg. type, 300 ohms, 30 Hen., 150 m/amp., 10/6; Parmeko, fully shrouded, swinging, 3.6-4.2 Hen. at 250 m/amp., 20 Hen. at no D.C., 10/6; Parmeko, fully shrouded, 8 Hen., 250 m/amp., 10/6; Bryce open type, 1.5 Hen., 200 m/amp., 3 Hen., 100 m/amp., or 10 Hen., 200 m/amp. (mtg. feet slightly damaged) 8/6 each; Upright mtg., 6 Hen., 70 m/amp., 6/9.


SOUND-POWERED HANDSETS. Similar to telephone handset. Balanced armature microphone and earpiece. No batteries required, 10/6 each. Breast mike and headphones, as above, 12/6 set.

FIELD TELEPHONES. Army type D, Mk. 5. Buzzer calling. Ideal for building sites, farms, workshops, etc. Complete with handset and batteries. Tested, 39/6 each.

MARCONI SIGNAL GENERATORS. Brand new, in original transit case, complete with spares, instruction manual and calibration charts. Type TF390G, 4-32 and 50-100 Mc/s. £25.

CRYSTALS. 200 Kc/s American GEC, 10/- each. 100 Kc/s R.C.A. bars, 19/6 each.
5FT. P.O. TYPE 19in. RACKS. "U" channel, heavy angle base, 59/6.

RCA SPEAKERS. 8in. P.M. unit in handsome black cracked cabinet. For AR8's, CR100's, etc. **BRAND NEW**, 45/-.



MODEL MI-11220. Employs 2 6L6, 4 6J7, and 1 5U4. Output 12 watts at 5-7.5-15-600 ohms. For 190/250 v. A.C. mains. In grey cracked case, 17in. x 11in. x 9in., wt. 38lb. Brand new and boxed. Price, less valves, £9/19/6. Circuit supplied. Set of new boxed valves, 59/6.

APQ9 TRANSMITTER. Contains 931A electron multiplier (complete with resistor network, etc.), 2 6AC7, 1 6AG7, 2 807, and 2 blower cooled 8012. Lecher Line tuning with rev. counter. Just the job for centimetric radio experiments. Brand new, 79/6.

RT37/PPN2 BEACON TRANSMITTER-RECEIVER. 214-234 Mc/s. Size 13in. x 10in. x 5in. Contains 5 3A5, 3 1S5, 1 IR5, and 2 2V. synchronous vibrators. Operates from 2 v. accumulator via 2 built-in vibrapacks. Complete with telescopic mast antenna system (9 1/2 ft.), lightweight headphones, Technical Manual, super quality carrying haversack, cords, co-ax. cables, plugs, etc. Total wt. 28lb. **BRAND NEW**, boxed, American equipment, 72/6.

COMMAND RECEIVERS
Complete with 6 valves: 3 12SK7, 1 12K8, 1 12SR7, and 1 12A6. Size 5in. x 5 1/2 in. x 11 1/2 in. deep. In very good condition Less dynamotor. **FREE CIRCUIT WITH EACH SET.**
9C453 (the famous Q5'er), 190-550 Kc/s., 59/6.
BC454, 3-6 Mc/s., 27/6.
NEW, BOXED BCXXX (Trawler band), 1.5-3 Mc/s., 75/-.
COMMAND TRANSMITTERS. Complete with 2 1625 (12 v. 807), 1 1626, 1 1629 and Crystal.
BC457, 4-5.3 Mc/s (Xtal 4600 Kc/s), 22/6. New, .. 29/6.
BC457Z, 2.1-3 Mc/s (Xtal 2500 Kc/s). Unboxed, .. 29/6.

TWO-WAY MORSE TRAINING SETS, W/T Mk. 3. Consists of 2 valve oscillators (ARP12's) (one with pitch control, for 1 or 2 operators. Has provision for creating "atmospherics." In polished oak case 12 1/2 in. x 10 in. x 8 in., wt. 16lb. Complete with valves, leads, 2 keys, 7-way terminal board, circuit and instructions, but less batteries and phones. Ideal for Cadets, Scouts, etc. **SNIP, 19/6.**

METER BARGAINS			
RANGE	TYPE	SIZE	PRICE
50 Microamp.	D.C. M/C	2 1/2 in.	Flush circ., scaled 0-100 59/6
100 Microamp.	D.C. M/C	2 1/2 in.	Flush circ., scaled 0-1,500 39/6
500 Microamp.	D.C. M/C	2 in.	Flush square, Weston 27/6
500-0-500 Micro-amp.	D.C. M/C	2 in.	Flush circular, scaled 100-0-100 25/-
1 Milliamp.	D.C. M/C	2 in.	Flush square, Fe/NFe 22/8
1 Milliamp.	D.C. M/C	2 1/2 in.	Desk Mounted type 32/6
10 Milliamp.	D.C. M/C	2 1/2 in.	Flush circular, blank scale 10/6
100 Milliamp.	D.C. M/C	2 1/2 in.	Flush circular, scaled 100-0-100 10/6
150 Milliamp.	D.C. M/C	2 in.	Flush square 7/6
200 Milliamp.	D.C. M/C	2 1/2 in.	Flush circular 10/6
1 Amp.	Thermo-couple	2 1/2 in.	Projecting circular 6/9
4 Amp.	Thermo-couple	2 in.	Flush square 6/9
20 Amp.	D.C. M/C	2 in.	Projecting circular 7/6
30-0-30 Amp.	D.C. M/I	2 in.	Proj. circ., car type 5/-
15 Volts	A.C. M/I	2 1/2 in.	Flush circular 8/6
300 Volts	A.C. M/I	3 1/2 in.	Flush circular 30/-
300 Volts	D.C. M/C	2 in.	Flush square 10/6

METER RECTIFIERS. Salford Instruments, 1 mA., 8/6; 5 mA., 6/9; S.T.C., 2 mA., as used in E.M.I. Output Meter, 5/6. All are full wave bridge and brand new.

TR-50-XM TRANSMITTER-RECEIVERS. 1.5 to 12 Mc/s. Separate Tx and Rx fitted in one cabinet, size 22in. high x 20in. wide x 14in. Wt. 130lb. V.F.O. and 5 crystal positions. Ideal for marine use. Super job, price £45. **BRAND NEW.**

CALLERS CORNER

VCR97's from ..	2/6
Indicator chassis ..	5/6
10 mPd. paper ..	2/6
8 mPd. paper ..	3/-
8 mfd. 500 v. Elec.	1/3
EF90's, from ..	2/6
EA50's, NEW ..	6d
EB34's, NEW ..	6d
12H6's, NEW ..	6d
RI155's, Gaudied ..	25/-
Unmarked 8.M. Conds. 100 assl.	2/6

INDICATING UNIT 277. Case size 5 1/2 in. x 7 in. x 1 1/2 in. deep. Contains 1in. C.R. tube type VCR522 (same as that used in G.E.C. "Miniscope"), 4 VR91, 2 VR92, and a host of useful modern components. Fitted with "Focus" and "Brightness" controls, etc. Should convert to useful miniature oscilloscope. All tubes tested. 59/6.

HIGH VOLTAGE POWER PACKS ex-U.S.A. Brand new. Input 115 volts A.C., output 1,000 volts at 250 mA. Complete with 2 1616 valves and 1 spare. Double choke and power smoothing. £5/5/-.

EDDYSTONE ROTARY POWER UNITS. In grey metal case. Input 12 v. D.C. Output 180 v. at 60 m/a. Complete with all smoothing and filtering. Size 12in. x 6in. x 5in. Wt. 16lb. **BRAND NEW, 19/6.**

BLACK PAPER CAPACITORS, T.C.C. 8 mFd., 1 kv. wkg., upright mtg., size 4in. x 2 1/2 in. x 5in. high. Brand new and boxed. **TWO for 15/-.**

THREE-CORED CABLE. 23/36, rubber ins., circular, padded, cotton covered, maroon. 12 yds., 9/-, or 100 yds., 59/6.

AR77 MAINS TRANSFORMERS. Fully shrouded, drop-through, 3 1/2 in. x 3 1/2 in. Primary 110/125/150/210/240 v. 50-60 c/s. Secs. 325-0-325 v. 100 m/amp., 6.3 v., 3.5 amp., and 5 v. 2 amp. **BRAND NEW** ex-U.S.A., 29/6.

REPLACEMENT MAINS TRANS., for RCA Amplifiers, Pri. 105/115/125 v., 50-60 c/s., Secs. 380-350-0-350-380 v., 170 m/amp. 6.3 v., 3 amp., C.T. and 5 v., 3 amp. 4 1/2 in. x 4 1/2 in. x 4 1/2 in. high. Fully shrouded, 16/6.

TRANSFORMER BARGAINS. Brand new ex-manufacturer's surplus drop-through. Primary 200/250 volts 50 cps. Secondary 310-0-310 v. 70 mA., 6.3 v. @ 3 a., 4 v. @ 2 a. Can be used with either 4 v. or 6.3 v. rectifier. Only 9/6 plus 1/6-post. A similar type transformer 325-0-325 100 mA., 6.3 v. 4 a., 4 v. 3 a. only 12/6.

INSTRUMENT TRANSFORMERS. Parmeko. 230 v. A.C. input. 0-65-130-195 v. 85 m/Amp. 6.3 v. 5 amp. and 6.3 v. 3 Amp. Shrouded, 3 1/2 in. x 3 1/2 in. x 3 1/2 in. high. 15/-.

HEAVY DUTY LT TRANSFORMERS. 230 v. A.C. mains input. Secs. 5-0-5 v., 5-0-5 v., and 5-0-5 v., all at 5 amps., each winding, 5, 10, 15, 20, 25, or 30 v. at 5 amps., or other possible combinations. 4 1/2 in. x 4 1/2 in. x 6in. high. Wt. 12lb. **BRAND NEW, 29/6.** ANOTHER, 230 v. A.C. mains input, Two separate secondary windings, each 14 v. C.T. 12 amps. 7, 14, 21, or 28 v. at 12 amps., or other possible combinations. Wt. 24lb. Ex-Admiralty. Brand new, 42/6. G.E.C. 200-250 v. A.C. mains input. 30 v. (tapped at 10 v.) 36 amps. output. 5 1/2 in. x 6in. x 7in. high. Wt. 24lb., 55/-.

U.S.A. potted type, input 210/220/230 v., 5 secondaries, 7.5 v. 4 a., 7.5 v. 2 a., 7.5 v. 8 a. and 2.5 v. 5 a., ALL centre tapped, and 6.3 v. 4 a. These can be connected to give many useful voltages up to 31 v. 4 a. Size 6in. x 5in. x 4in. Wt. 14 1/2 lb., price 35/-.

SELENIUM BRIDGE RECTIFIERS. Sulfenol cooled. A.C. input 45 v. R.M.S. D.C. output 30 v. 10 amp. 47/6 each.

HEAVY DUTY SLIDER RESISTORS. 250 watts. Rated to carry 25 amp. 4 ohm resistance. For charging boards, etc. Worm drive. On metal stand 9in. x 4in. x 6in. high. **BRAND NEW 7/6** each. ANOTHER, 12 amps., 1 ohm, 150 watts, 6/6. ALSO 14 ohms, graded 1 to 4 amps., 7/6.

RESISTORS. Latest miniature insulated Dubilier 1/2 watt type B.T.S. Wire ends. Useful values. ONLY 10/- for 100 assorted! Erie, etc. 1/2 and 1/4 watt, 1 gross assorted, 10/-.

WIREWOUND POTS. 100 ohms, 3 watt. Colvern, lin. spindle, NEW, 2/6. All other values in stock.

METAL RECTIFIERS. 250 v. 100 m/amps., 6/9; 230 v. 60 m/amps., 5/-.. Many other types in stock.

PLEASE ADD POSTAGE OR CARRIAGE ON ALL ITEMS

CHARLES BRITAIN (Radio) Ltd.

11 UPPER SAINT MARTIN'S LANE, LONDON, W.C.2. TEMple Bar 0545

One minute from Leicester Square Station (up Cranbourn Street)
Shop Hours: 9-6 p.m. (9-1 p.m. Thursday). Open all day Saturday

MUREX manufacture the 'SINCOMAX' MAGNETS used in DORAN GALVANOMETERS

In this new galvanometer Murex 'Sincomax' Magnets are used to meet the need for low leakage, high-flux density and magnetic stability.

Write for Standard Magnets Booklet. Technical representatives always available for consultation and advice.



photograph of Galvanometer by courtesy of Doran Instrument Co. Ltd.



MUREX LIMITED (Powder Metallurgy Division)
RAINHAM · ESSEX · 'Phone: Rainham, Essex 3322
Telex 8632. Telegrams: Murex, Rainham-Dagenham Telex.

London Office: CENTRAL HOUSE, UPPER WOBURN PLACE, W.C.1. EUSton 8265

Make your Ability PAY

UNLIMITED OPPORTUNITIES exist today for "getting on" . . . but only for the fully

Start today - the I.C.S way

COURSES IN:	Journalism and Short Story Writing	Radio Engineering
Accountancy	Languages	Sales Promotion
Advertising	Management	Sanitary Engineering
Architecture	Mechanical	Secretarial
Bookkeeping	Engineering	Surveying
Building	Motor Engineering	Television Engineering
Construction	Radar	Woodworking
Chemical		
Engineering		Also coaching for all principal professional commercial and educational exams.
Civil Engineering		
Commercial Art		
Commerce		
Draughtsmanship		
Electrical		
Engineering		
Electronics		
Farming and Horticulture		
Fire Engineering		
General Education		

Examination students are coached until successful.

INTERNATIONAL CORRESPONDENCE SCHOOLS
Dept. 223F,
International Buildings, Kingsway, London, W.C.2.

Please send free book on subject.....

NAME..... AGE.....
Block Letters please

ADDRESS.....

12.56

trained man. Develop your talents and help yourself to success.

STUDY IS EASY with I.C.S. guidance. The courses are thorough. Printed manuals fully illustrated, make study simple and progress sure.

YOUR ROAD TO SUCCESS can start from here—today. Complete this coupon and post it to us, for full particulars of the course which interests you.



Send for our Monthly Bulletin

Size 3ft. 1 1/2 in. long, 1ft. 3 in. deep, 2ft. 9 1/2 in. high including legs which are 10 in. from the floor. Motor board 2 1/4 in. x 17 in. Dial aperture 17 1/2 in. x 9 1/2 in. Will accommodate an 8 in. speaker. Also full storage space is provided. The half-length doors are slid on metal runners and are provided with gold inset finger plates. Send also for our detailed wholesale list for cabinets, wire chassis FM/AM Complete T.V.s, Radio Aerials, converters & sundry Electrical components. E.G. shavers, etc.

V.E.S. WHOLESAL SERVICES Ltd.
Dept. (W.W.), 11, Gunnersbury Lane, Acton, W.3. Tel.: ACOrn 5027

SURREY STEEL COMPONENTS LIMITED

for **PRESSED METAL COMPONENTS**
— FINISHED TO SPECIFICATION —



MANY STANDARD TOOLS AVAILABLE IN STOCK
74-76 CHURCH ROAD, BARNES, S.W.13
RiVerside 6673/4

ICS the world's largest correspondence school—over 6,000,000 students



FOR VALVES—GUARANTEED NEW AND BOXED

0Z4	5/8	5R4GY	9/8	6CH6	7/6	6SN7	8/3	9008	5/6	12SK7	6/-	ECF82	15/-	HP4104	6/6	U22	8/-	VR91 (EF50)	4/-
1A3	3/6	5U4G	8/-	6DE	6/6	6SQ7	9/3	954	2/-	12SQ7	8/6	EOE35	11/6	KL35	8/6	U25	13/6	Sylvania	7/-
1A5GT	6/-	5Y3G	8/-	6E6G	7/6	6SR7	8/-	955	4/9	12SR7	7/-	EOE42	10/6	KT2	5/-	U403	10/-	VR92 (EA50)	1/3
1A7	11/6	5Y3GT	8/-	6E9	2/6	6U4GT	15/-	956	3/6	20D1	10/6	EOE81	11/-	KT33C	10/-	U404	11/6	VR105/30	6/6
1C2	9/6	6Z40	10/6	6J5G	5/-	6U5	8/6	1001	12/6	20L1	12/6	EF80	10/-	KTW83	8/6	UAF42	11/6	VR116	4/-
1C5GT	9/6	6A7	12/6	6J5GT	5/6	6U5G	3/6	1002	10/6	25V6GT	9/6	EL2	12/6	KTZ41	6/-	UBC41	10/-	VR138	6/-
1HG5T	10/6	6A8G	10/6	6J5M	6/6	6V8G	7/6	1011	11/-	25Y4T	10/-	EL3	12/6	LP230	6/9	UBC42	11/-	VR139	6/-
1L4	8/6	6AC7	8/6	6J8	6/-	6V8GT	7/6	10F9	11/6	25Y6T	9/6	EL4	11/-	MS/PEN	5/-	UF41	10/-	VR137	5/6
1LD5	5/-	6AG5	6/6	6J7G	6/-	6V6GT	7/6	10F13	11/6	35T5G	9/9	EL5	12/6	P61	3/9	UL41	11/-	VR150/30	8/6
1N5	10/6	6AK5	6/6	6K9G	7/-	7C5	8/-	10F14	13/6	35Y5G	9/9	EL6	12/6	PE15	5/9	UY41	10/-	VP23	6/6
1R5	8/-	6AL5	6/6	6K7G	5/9	7C8	8/-	12A6	8/6	25Z6GT	9/6	EL7	12/6	PEN25	5/-	VR21	3/-	VS70	3/-
1S5	7/6	6AM5	5/-	6K7M	6/9	7D7	9/-	12AH7	8/-	35L6GT	9/-	EL8	11/-	PEN46	7/-	VR53 (EF39)	VT52(EL32)6/6	VT501	5/-
1T4	7/6	6AQ5	7/6	6K8GT	9/8	7Q7	9/-	12AH8	13/6	35V4	9/-	EL9	11/-	PCC84	10/-	VR54 (EB34)	VT59	VT501	5/-
1U5	7/6	6AT8	8/6	6L6G	9/-	7Y4	8/6	12A17	9/-	35Z4GT	8/8	EL10	11/-	PCF80	11/6	VR55 (EB33)	VT61(MU12)4	VT501	5/-
2X2	4/6	6B8	4/-	6L7	7/6	7Y5	10/6	12A18	9/6	35Z5	9/-	EL11	11/-	PCF82	12/6	VR56 (EB32)	VT64(MU12)4	VT501	5/-
3A3	7/-	6BA6	7/6	6R7	7/-	7Z	8/-	12B7	9/6	60L6GT	8/6	EL12	11/-	PCL83	12/6	VR57 (EK32)	VT68	VT501	5/-
3D5	7/6	6BE8	8/-	6Q7GT	9/-	80	8/6	12C8	7/-	AC6/PEN	6/-	EL13	11/6	PL1	12/6	VR58 (EF36)	VT69	VT501	5/-
3Q4	8/6	6BW8	8/6	6EA7GT	8/-	807	6/6	12D8	3/-	ATP4	5/-	EL14	10/6	PL2	10/-	VR59 (EF35)	VT71	VT501	5/-
3Q5	9/6	6BW7	10/-	6E9T	7/6	8D2	2/9	12E6	4/6	DH73M	10/-	EL15	10/6	PL3	12/6	VR57 (EK32)	WT7	VT501	5/-
3S4	7/6	6C4	7/-	6E9H	7/6	8D2	2/9	12E7	9/6	EAB30	10/-	EL16	10/6	PF225	5/-	VR57 (EK32)	X65	VT501	5/-
3V4	8/6	6C5GT	6/6	6J7	8/-	801	5/6	12K7	9/6	EAF42	12/6	EL17	10/6	PY1	10/-	VR55(SP1)3/6	X68	VT501	5/-
4D1	3/-	6C6	6/6	6K7	6/-	8011	5/6	12K8	13/6	EB41	9/-	EL18	10/6	PY2	8/-	VR54	X79	VT501	5/-
4Z	8/-	6C9	10/6	6L7	8/-	9004	5/6	12S17	8/-	ECF80	14/6	EL19	10/6	SP220	6/9	(SP41) 3/6	X63	VT501	5/-
										ECF80	14/6	EL20	10/6	U10	9/-	VR86(P61) 3/9	Z759	VT501	5/-

All single valves—postage 6d.

ALPHA 3-VALVE T.R.F. KIT

* Easy to build. * Valves 6J7, 6K7, 6V6GT plus metal rectifier. Full instructions pointing to point wiring diagram. Price £5/10/- each. Post and Packing 3/-. Circuit diagram and full shopping list 1/-. All components may be purchased separately.

* Walnut finished cabinet.



TRANSFORMERS, ETC.

230 v. Input 2 volt .5 amp., each	5/-
230 v. Input 2 volt 3.0 amp., each	8/3
230 v. Input 4 volt 1.5 amp., each	5/6
230 v. Input 4 volt 3.0 amp., each	10/6
230 v. Input 5 volt 2.0 amp., each	10/6
230 v. Input 5.3 volt, .5 amp., each	5/6
230 v. Input 5.3 volt 1.5 amp., each	8/6
230 v. Input 6.3 volt 3.0 amp., each	9/6
230 v. Input 12 volt, .75 amp., each	5/6


CHOKES
 20H, 250 ohms, 60 M.A. Clamp construction, each 6/-
 10H, 300 ohms, 90 M.A. Clamp construction, each 9/3
 10H, 200 ohms, 160 M.A. Clamp construction, each 13/-
 10H, 300 ohms, 40 M.A. Midget Clamp construction, each 5/3
TRANSFORMERS FOR BATTERY CHARGERS
 230 v. Input Tapped 6-12 v. 1 amp., ea. 13/6
 230 v. Input Tapped 6-12 v. 3 amp. (Both with tap on Primary for 2.5 v. Pilot light), each 18/-
HEATER AUTO TRANSFORMERS
 Designed to adapt common low tension voltages 4 v., 5 v., 6.3 v. at 3 amps., centre tapped and interchangeable, each 7/9

Aerialite Band III Aerials, 5 element, 702 x U. An array with universal lin.-2lin. masthead bracket, suitable channels 8, 9 and 10. Price 41/-, carriage 4/6.
 Aerialite Coaxial outlet boxes at 4/6 each.
 Aerialite Coaxial plugs and sockets at 1/1 each.

A NEW ALPHA KIT FOR YOU TO BUILD

Suitcase Portable. AC/DC Mains/Battery Receiver, 4 valves (DK96, DL96, etc.), 2 wave-band Superhet in an attractive hard grey case size 8 1/2" x 8 1/2" x 4 1/2". Full kit of parts down to last nut and bolt. **£9.9.0**

Or if you prefer you can build the battery version first for £7/17/6 and add the mains components after. Post extra on kit 2/6.

Full circuit diagram, shopping list and point-to-point wiring diagram 3/-.


OUTPUT TRANSFORMERS	
Mult Ratio Type, each	6/6
Midget for 384 Output, each	4/6
Standard 5,000 ohms, each	4/6
Standard 10,000 ohms, each	4/6
Ignac Jack Plugs, each	2/3
Bell Leve 7-pin Plug and Socket, each	1/6
CHARGER RECTIFIERS—All Full Wave	
12 volt 1 amp., each	5/3
12 volt, 2 amp., each	8/6
12 volt, 3 amp., each	13/6
VOLUME CONTROLS	
Type with Single Pole Switch.	
5K ohms; 10K ohms; 20K ohms; 50K ohms; 100K ohms; 1 meg.; 1 meg.; 1 meg.; 2 meg. All 3/6 each.	
DUAL VOLUME CONTROL	
With Double Pole Switch 500K ohms and 500K ohms. Price 6/9 each.	

MAINS TRANSFORMERS

3-way mounting type	
MT1	
Primary: 200-220-240 v.	
Secondary: 250-0-250 v., 80 M/A 0-6.3 v. 4 amp. 0-4 v. 2 amp. Both tapped at 4 v., each	18/6
MT2	
Primary: 200-220-240 v.	
Secondary: 350-0-350 v. 80 M/A 0-6.3 v. 4 amp. 0-6 v. 2 amp. Both tapped at 4 v., each	18/6
MT3	
Primary: 200-220-240 v.	
Secondary: 30 v. 2 amp.	
Taps at 3 v., 4 v., 6 v., 8 v., 9 v., 10 v., 15 v., 18 v., 20 v., 24 v., each	18/6
2/- packing & post on above transformers.	


CRT ISOLATION TRANSFORMERS

NR9A 2 volt; NR9B 4 Volt; NR9C 6.3 v.; NR9D 10.8 v.; NR9E 13.3 v. Price 10/6 each, all for use on receivers with own transformer.	
NR14 Input 230/240 v., output 2-21-21-2-3 volts at 2 amps. 17/6 each.	
NR12 Input 230/240 v. Multi output 0-2-4-6.3-7.3-10-13 volts, 25% and 50% BOOST. 21/- each.	
NR15 Input 230/240 v. Output 6.3 v., with 25% and 50% BOOST. Price 17/6 each.	

LOUDSPEAKER UNITS

All 2 1/4 ohm

Each	17/6
3 1/2 in. types	
5 in. types by Goodmans, Elac, Lectrona, Baffette, etc., all	17/6
6 1/2 in. types by Goodmans, R. & A., Plessey, etc., all	18/6
8 in. types by Goodmans, Plessey, R. & A., etc., all	19/6
10 in. types by Celestion, R. & A., Plessey, etc., all	25/6
12 in. types by Plessey, lightweight unit	35/-
Goodmans 4 in. x 7 in. elliptical speaker	19/6
8 in. units with output transformer by Goodmans and Lectrona	22/6



If you are not in possession of our 1956/7 44 page Illustrated Catalogue, please forward 1/- for your copy.

WIRE WOUND CONTROLS

By Colvera, etc., all with 4 in. spindle
 5 ohms, 100 ohms, 200 ohms, 250 ohms, 500 ohms, 1K ohms, 5K ohms, 10K ohms, 20K ohms, 25K ohms and 50K ohms. All 2/6 each.
G.E.C. CABINET LOUDSPEAKERS, Cat. No. BC1955.
 8 in. P.M. moving coil loudspeaker unit, 2/4 ohms with volume control in very attractive cabinet. Price 52/6 each, post 2/4.

GRASSIS

Aluminium. Undrilled with Reinforced Corners. Available in the following sizes:

Each	
6 in. x 4 in. x 2 1/2 in.	4/6
8 in. x 6 in. x 2 1/2 in.	6/3
10 in. x 7 in. x 2 1/2 in.	7/3
12 in. x 8 in. x 2 1/2 in.	8/6
12 in. x 6 in. x 2 1/2 in.	8/6
12 in. x 8 in. x 2 1/2 in.	9/6
14 in. x 8 in. x 2 1/2 in.	6/-
14 in. x 9 in. x 2 1/2 in.	12/-
16 in. x 8 in. x 2 1/2 in.	8/6
16 in. x 10 in. x 2 1/2 in.	14/-
All are four-sided—ideal for radio receivers—amplifiers—power packs, etc.	

MAINS ENERGISED TYPES

8 in. 600 ohm field, 21/- 6 in. 600 ohm field, 17/6.
 Postage on all above 1/6 extra.

TYANA SOLDERING IRON

Lightweight 40 watt iron, with easily replaceable elements and bits. 200/250 v., price 16/9 each.

TRANSFORMER MT6

Small mains transformer suitable for TV converters, etc. Primary 230 v. Secondary 250 v. 40 M/A and 6.3 v., 1.5 A. Price 15/6 each. Postage 1/6

PURETONE TAPE

1,200ft. Reels, Plastic Spool, 12/6 each.

TERMS: Cash with order or C.O.D. Postage and Packing charges extra, as follows: Orders value 10/- add 1/-; 20/- add 1/6; 40/- add 2/-; £5 add 3/-; unless otherwise stated. Minimum C.O.D. fee and postage 3/-.
 For full terms of business see inside cover of our catalogue.

MAIL ORDER ONLY



5/6 VINCES CHAMBERS
 VICTORIA SQUARE
 LEEDS.

**ABIX
SLOTTED
ANGLE**

**NOW IN A NEW
RANGE OF 3 SIZES**

DELIVERY FROM STOCK

USE ABIX SLOTTED ANGLE FOR SHELVING, RACKS, BENCHES AND "ONE HUNDRED AND ONE" OTHER JOBS

ABIX SLOTTED ANGLE manufactured from 14 G Steel. Phosphated and stove enamelled grey. In packets of 100ft. with 72 sheradized nuts and bolts. The junior size contains 20 gusset plates and 60 nuts and bolts (minimum quantity 100ft.)

ORDER A TRIAL 100 ft. PACK TODAY!



WRITE FOR ILLUSTRATED CATALOGUE

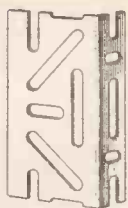
Also manufacturers of: CYCLE STANDS, DOUBLE & SINGLE SKIN PARTITIONING, CLOTHES LOCKERS, & ADJUSTABLE STEEL SHELVING

ABIX

(METAL INDUSTRIES) LTD.

FACTORY EQUIPMENT SPECIALISTS

SENIOR
3" x 1 1/2"



UNIVERSAL
2 1/2" x 1 1/2"



JUNIOR
1 1/2" x 1 1/2"



**TAYBRIDGE HOUSE · TAYBRIDGE RD.
BATTERSEA · LONDON, S.W.11**

Phone: BAT. 866617

Grams: Abix, Batt. London.

**SPECIAL CLEARANCE! SPRAGUE
MICAMOLD CONDENSORS**

.1.....	350 VDC	10/-	doz.
.5.....	350 "	15/-	"
.25.....	350 "	12/-	"
.01.....	1000 "	6/-	"
.001.....	1000 "	"	"
.02.....	750 "	"	"
.002.....	750 "	"	"
.005.....	750 "	"	"

BLOCK CONDENSORS PAPER

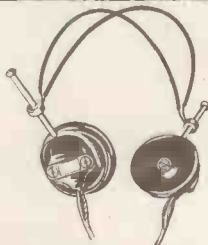
1 mfd. 2 mfd. 4 mfd. 6 mfd.
8 mfd. 10 mfd.

AT CHEAPEST PRICE POSSIBLE

**"High Resistance"
HEADPHONES**

Lightweight High
Resistance (4000 ohms.)

Complete with cord
Price **17/-**



FULL TRADE DISCOUNTS

GOODMAN RADIO (1950) LTD.

9 Percy St., London, W.1 Tel.: MUS. 0216/1043

INSULATING SLEEVINGS

**P.V.C. and POLYTHENE
SLEEVINGS
INSULATED WIRES
and FLEXIBLES**

A.I.D. AND A.R.B. APPROVED.

PLASTICABLE LIMITED

HAWLEY LANE - FARNBOROUGH - HANTS
PHONE: FARNBOROUGH, HANTS 85

KAYE ELECTRICAL MANUFACTURING CO.

Manufacturers of Magnetic Relays. B.P.O. 3,000 and 600 types
to A. D.—I.E.M.E. or G.P.O. Standards.

CONTACTS Twin silver 1/2 amp. Twin platinum 1 amp. Heavy duty 5-8 amp.	COILS Up to 100,000Ω Guaranteed. ± 3% on Turns. ± 5% on ohms.
--	---

Fully Tropicalised—Jungle or Services finish to Specification. New
descriptive leaflet and price list on request.

Enquiries are invited regarding our newly developed time delay relay
unit for giving up to approx. 10 secs. delay with immediate reset.

Early Deliveries.

Competitive Prices.

Spring Contacts, Coils, Buffer Blocks and components parts for relays
supplied separately

Havelock Works, Havelock Place, Harrow, Middx.
HARrow 1432

C.R.T. ISOLATION TRANSFORMERS

For Cathode Ray Tubes having Heater/Cathode short circuit for C.R. Tubes with falling emission. Type A. Low leakage windings. Ratio 1:1.25 giving a 25% boost on Secondary. 2 volt 10/6 each With Tag 4 volt 10/6 each Panel and 6.3 volt 10/6 each Solder Tags 10.8 volt 10/6 each 13.3 volt 10/6 each Ditto with mains primaries 12/6 each. Type B. Mains input 220/240 volts. Low Capacity. Multi Output 2, 4, 6, 8, 7.3, 10 and 13 volts. Input has two taps which increase output volts by 25% and 50% respectively. This transformer is suitable for all Cathode Ray Tubes. With Tag Panel 21/- each. Type C. Low capacity wound transformer for use with 2 volt Tubes with falling emission. Input 220/240 volts. Output 2-2 1/2-2 1/2-3 volts at 2 amps. With Tag Panel 17/6 each. All Isolation Transformers are individually boxed, labelled and clearly marked with relevant data. NOTE:- It is essential to use mains primary types with T.V. receivers having series connected heaters.

RESISTORS. All values. 10 ohms to 10 meg., 1/2 w., 4d.; 1 w., 6d.; 1 w., 8d.; 2 w., 1/-; HIGH STABILITY. 1/2 w., 1%, 2/-. All preferred values 100 ohms to 10 meg. 5 watt WIRE-WOUND RESISTORS 1/3 10 watt 25 ohms-10,000 ohms 1/5 15 watt 15,000 ohms-50,000 ohms, 5 w., 1/9; 10 w., 2/3 WIRE-WOUND POTS. 3 WATT LAB. COLVERN, ETC. Pre-set Min. T.V. Type Standard size Pots, 2 1/2in. Knurled Slotted Knob. Soudie High Grade. All All values 25 ohms to 30 W values, 100 ohms to 50 K. K. 50 ea. 50 K. 4/-; 5/8; 100 K. 6/6. Ditto Carbon Track 50 K. W/W EXT. SPEAKER to 2 Mes. 3/-. CONTROL 10 3/-. O/P TRANSFORMERS. Heavy Duty 50 mA., 4/6. Multi-ratio push pull, 6/6. Tapped small pentode, 3/9. Hygrade Push Pull 7 wts., 15/6. L.F. CHOKES 150 H. 80/65 mA., 5/-; 25/20 H. 100/120 MA., 11/6; 20/15 H. 120/150 mA., 12/6; 5 H. 250 mA., 15/-; MAINS TRANS. 350-20-350, 80 mA., 6.3 v., tapped 4 v., 4 a., 5 v., tapped 4 v., 2 a., ditto 250-0-250 80 mA., etc., 21/-.

I.F. TRANSFORMERS 7/6 pair 465 Kc/s Slug tuning Miniature Can, 2 1/2 x 1/2 in. x 1/2 in. High Q and good band width. By Pye Radio. Data sheet supplied.

HEATER TRANS. Tapped 200/250 v. 8.3 v. 1 1/2 amp., 7/6 COPPER PLATED AERIAL RODS. 1/2 x 12 in. push fitting, 3/- oz. Post 1/- ALADDIN FORMERS and cores. 1/2 in., 6d.; 1/2 in., 10d 3/4 in. FORMERS 5937/8 and Cans TV1/2. 1/2 in. sq. x 2 1/2 in. and 1/2 in. sq. x 1 1/2 in., 2/- complete with cores. SLOW MOTION DRIVES. Epicycloidal ratio 3:1. 2/3. TAYLOR Midget Soldering Iron. 200/220 v. or 230/250 v., 16/9. SOLON MIDGET IRON. 25 w., 24/- MIKE TRANS. Ratio 50:1. 3/9 ea., new and boxed. MAINS DROPPERS. 3 x 1 1/2 in. Three Adj. Sliders, 3 amp. 750 ohms, 4/3. 2 amp., 1,000 ohms, 4/3. LINE COIL. 3 amp., 60 ohms, per foot, 2 amp., 100 ohms, per foot, 2 way, 6d. per foot, 3 way, 7d. per foot.

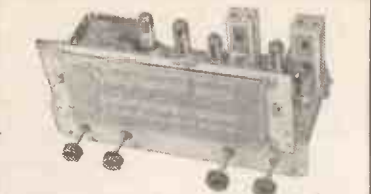
CRYSTAL MIKE INSERT by Acois Precision engineered. Size only 1 1/2 x 1/2 in. Bargain. Price 6/6. No transformer required.

LOUDSPEAKERS P.M. 3 OHM. 5in. R.A., 17/6. 7in. x 4in. Goodmans, 21/- 3 1/2 in. square, Ziac, 21/- 8in. Plac., 22/6 6 1/2 in. Goodmans, 18/6. 10in. R.A., 30/- TSL TWEEZERS LSH75, 8/6. 12in. Plessey, 30/- 8in. M.E. 3.5 k. field, tapped O.P. transformer, 24/6. CRYSTAL DIODE, G.E.C. 2/- GEX34, 4/- CRYSTAL SET CONSTRUCTION 1/- H.R. HEADPHONES, 4,000 ohms brand new, 16/6 pair. SWITCH CLEANER Fluid, squirt spout, 4/2 1/2 in. TWIN GANG TUNING CONDENSERS. .0005 mtd. midget less trimmers, 6/6; .0005 Standard size with trimmers, 9/-; less trimmers, 8/-; soiled 2/6; 3-gang 500 pl., 7/6.

SUPERHERT COIL PACK 27/6 Miniature size 2 1/2 x 2 1/2 in. High Q dust cored coils. SHORT, MED., LONG. GRAM switching with connection diagram and circuit.

VALVE HOLDERS. Pax int. Oct. 4d. EP50, EA50 6d B12A, CRT 1/3. Eng. and Amer. 4, 5, 6, 7 and 9 pin 1/- MOULDED Mazda and int. Oct. 6d. B7G, B3A, B5G, B5A. B7G with can, 1/6. VCR97, 2/6. B3A with can, 2/8. CERAMIC, EF50, B7G, int. Oct. 1/- B7G with can, 1/9. SPEAKER FRET. Gold Cloth 18in. x 25in., 5/- 25in. x 36in., 10/- Expanded metal, Silver 15 1/2 x 11in., 2/- each. 6 1/2 in. Speaker Baffle, silk covered, 1/- each. WAVECHANGE SWITCHES. 2 p. 2-way, short spindle, 2/6 2 p. 4-way 2 water, long spindle, 6/8 2 p. 6-way, 4 p. 2-way, 4 p. 3-way, long spindle, 3/6 3 p. 4-way, 1 p. 12-way, long spindle, 3/6 TOGGLE SWITCHES. S.P., 2/- D.P., 3/6. D.P.D.T. 4/- NUTS, BOLTS. 12 of each, 2, 4 or 6BA. 1/-

KNOBBS, GOLD ENGRAVED. Walnut or Ivory. 1 1/2 in., diam., 1/8 each. "Focus," "Contrast," "Brilliance," "Brilliance-On/Off," "On-Off," "Volume," "Volume," "On-Off," "Tone," "Tuning," "Trebble," "Bass," "Wavebaner," "Radio Gram," "S.M.L. Gram," "Record-Play," "Brightness." Ditto, not engraved, 1/-



1957 RADIOGRAM CHASSIS THREE WAVEBANDS S.W. 16 m.-50 m. M.W. 200 m.-550 m. L.W. 800 m.-2,000 m. FIVE VALVES LATEST MULLARD ECH42, EF41, EBC41, EL41, EZ40 12 month Guarantee, A.O. 200/250 v. 4-way switching. Short-Medium-Long-Gram. A.V.C. and Negative feedback. 4.2 watts. Chassis 13 1/2 in. x 5 1/2 in. x 2 1/2 in. Glass Dial 10 x 4 1/2 in., horizontal or vertical available. 2 Pilot Lamps. Four Knobs, Walnut or Ivory, aligned and calibrated. Chassis supplied from mains. T.S.L. Tweeter supplied free.

BRAND NEW £10.10 Carr. 4/6. TERMS: Deposit £5/5- and 6 monthly payments of £1. MATCHED SPEAKERS FOR ABOVE CHASSIS: 5in., 19/6; 10in., 25/-; 12in., 30/-.

RECOMMENDED FOR ABOVE CHASSIS R.C.S. SCOOP Collaro Autochanger RC531 for 78 R.P.M. 10in. and 12in. Records. Brand new in maker's boxest High impedance, lightweight pickup with sapphire needle, will match any amplifier or radio. Less than half price. 5 GNS. Carr. 5/6. Sorry, no C.O.D.



BARGAIN £7.19.6 TERMS: Deposit £4 and 6 monthly payments of 15/- Brand new Plessey 3-speed Autochange Mixer Unit for 7, 10 and 12in. Records. Twin Hi-Fi Xtal Head with Dupoint sapphire stylus. Plays 4,000 records. Spring mounting. Baseboard required 19 1/2 in. x 12 in. Height 5 1/2 in. Depth 2 in. Super Quality. Post free. A.O. 200/250 v. Walnut Veneered Playing Desk out not ready for Plessey, 10/6 each.

EXCEPTIONAL OPPORTUNITY

COLLARO 4-speed Single Record Player, including heavy-duty turntable and lightweight Studio O Pick-up with turnover Xtal mounted on baseplate. Autostop fitted. 6 gns. Carr. 4/- Player Cabinet 49/6 post 2/6.

B.S.R. MONARCH 3-speed Motor and Turntable with selecting switch for 33, 45 and 78 r.p.m. records. 100-120 v. or 200-250 v. A.C. 50 cps. Also B.S.R. MONARCH Lightweight Pick-up with Acois Xtal turnover head, separate Sapphire stylus for I.P. and standard records. SPECIAL OFFER, THE TWO 24/12/6, post 2/6. Player Cabinet 49/6 post 2/6.

Teletron Band III Converter

For London, Midland and Northern Transmissions Suitable for all T.V. makes. T.R.F. or Superhet Ready wound coils, two EF80 valves, all components, punched chassis, circuit diagram, wiring plans. COMPLETE KIT for mains operation. 200-250 v. A.C. £3/10/- AS ABOVE less POWER PACK. Requires 200 v. 20 mA. H.T. 6.3 v. 6 a. L.T. £2/5/-.

ALLDY UNIT POWER PACK. Replaces Battery B114, etc., 69 v. plus 1 1/2 v. Size 4 1/2 in. x 3 1/2 in. x 1 1/2 in. 4-pin Socket. Same as battery. Only 1/- a year to run on A.C. 200-250 v. FAMOUS MAKE. LIST PRICE 65/- OUR PRICE 39/6. Ready for use.

T.V. PRE-AMP. (McMICHAEL) Will amplify output of your Band 3 Converter. Tunable Channels 1 to 5. Midget size. High gain fringe model. B.V.A. Valve. Full instructions supplied. READY FOR USE. (H.T. 200V, L.T. 6.3V, 3 amp. required). PRICE 25/- each. BRAND NEW. SPECIAL MAINS POWER PACK for above, 25/- extra.

Volume Controls | 80 ohm CABLE Coaxial

Midget size Long spindles. Guaranteed 1 year. All values 10,000 ohms to 2 Mec. No. Sw. S.P.S.W. D.P.S.W. 3/- 4/- 4/9 Lin or Log Tracks Semi-air spaced Polythene insulated pin, dia. Standard core. Ideal Band III. Losses cut 50% ... 9d. yd. STANDARD 1/2 in. Coaxial 8d. yd.

COAXIAL PLUGS 1/- DOUBLE SOCKET 1/3 SOCKETS 1/2- OUTLET BOXES 4/6 BALANCED TWIN FEEDER per yd. 6d. 800 or 300 Ohm. TWIN SCREENED BALANCED FEEDER 1/- yd., or 800 Ohms. TRIMMERS, Ceramic, 30, 50, 70, 9d. 100 pl., 150 pl., 1/3. 250 pl., 1/8, 600 pl., 750 pl., 1/9.

ALUMINIUM CHASSIS. 18 s.w.g. Plain, undrilled, with 4 sides, riveted corners and lattice fitting holes, with 2 1/2 in. sides, 7 x 4 in., 4/6; 8 x 6 in., 5/9; 11 x 7 in., 6/9; 13 x 9 in., 8/6; 14 x 11 in., 10/6; 15 x 14 in., 12/6 and 18 x 16 x 3 in., 16/6.

CHROMIUM PEN TORCHES with battery and bulb, 2/6. BLACK CRACKLE PAINT. Air drying 3/- tin. P.V. CONV. WIRE 10 colours, single or stranded, 2d. yd. 5in. RADIO SCREWDRIVERS, 4/6 each. NEON MAINS TESTER SCREWDRIVERS, 5/6. MULTICORE SOLDER 60/40, 18 s.w.g., 3d., 16 s.w.g., 4d. yd.

PURETONE RECORDING TAPE, 12/6

1,200ft. on standard fitting 7in. Plastic reels / Brand new, boxed, 12/6 Spools 5in. metal, 1/6. 7in. Plastic, 4/3

SENTECCEL RECTIFIERS. E.H.T. TYPE FLY-BACK VOLTAGES. K3/35 2 kv., 5/-; K3/40 2 kv., 7/-; K3/45, 3 kv., 7/6; K3/60 4 kv., 8/-; K3/100 6 kv., 16/6. MAINS TYPE, R.M1, 125 v., 60 mA., 5/-; R.M2, 100 mA., 6/-; R.M3, 120 mA., 8/-; R.M4, 250 v. 275 mA., 18/-; COILS. Wearite, "P" type, 3/- each. Osmor Midget "Q" type adj. dust core, 4/- each. All ranges. TELETON, L. & Med., T.R.F., A.H.F., 7/- pair. H.F. CHOKES, iron cored, 14 M.H., 3/- each.

JASON F.M. TUNER COIL SET. 22/6. H.F. coil, aerial coil, Oscillator coil, two I.F. Transformers 10.7 Mc/s, Detector transformer and heater choke. Circuit and component book using four 6AM6, 2/-; J.B. Chassis and Dial, 19/6. Complete Kit, 25-18-6.

CONDENSERS. New stock. .001 mtd. 7 kv. T.O.C., 5/6. Ditto 20 kv., 9/6; 100 pf. to 500 pf. Micas, 6d.; Tubular 500 v. .001 to .01 mtd, 9d.; .05, .1, 1/-; .25, 1/6; .5, 1/9; 1/350 v., 9d.; 1/800 v., 1/3; .1 mtd. 2,000 v., 4/-; CERAMIC CONDS., 500 v., 3 pf. to .01 mtd, 10d. SILVER MICA CONDENSERS. 10%, 5 pf. to 500 pf., 1/-; 600 pf. to 3,000 pf., 1/3. DITTO 1% 1.5 pf. to 500 pf., 1/9; 615 pf. to 1,000 pf., 2/-.

NEW ELECTROLYTICS. FAMOUS MAKES.

TUBULAR	TUBULAR	CAN TYPES	
1/250 v. 2/3	100/25 v. 3/8	8-16/500 v. 5/-	
2/450 v. 2/3	8-8/500 v. 4/4	16-16/500 v. 6/-	
4/450 v. 2/-	16-16/500 v. 6/-	6-0/000 mtd. 6 v. 6/8	
8/450 v. 2/3	GAN TYPES	32-32/350 v. 4/6	
8/500 v. 2/3	2/3 Clips	3d.	32-32/450 v. 6/8
16/450 v. 3/8	16/450 v. 3/8	6d.	94-120/275 v. 7/6
16/500 v. 3/8	32/350 v. 4/-	6d.	60-100/350 v. 1/8
32/450 v. 5/8	64/350 v. 5/8	6d.	100-200/357 v. 10/6
25/25 v. 1/9	100/275 v. 5/6	6d.	1,000-1,000/6 v. 7/6
50/50 v. 2/3	50+50/350 v. 7/-	6d.	8-16/500 v. 5/-
	500/12 v. 3/-	6d.	16-16/500 v. 6/-

FULL WAVE BRIDGE SELENIUM RECTIFIERS. 2, 6 or 12 v. 13 amp., 8/9; 2 a., 11/3; 4 a., 17/6. TRANSFORMERS. Tapped 200/250 v. or charging at 2, 6 or 12 v. 1 1/2 amp. 18/6; 4 amp., 21/- ALL BERNARDS books in stock. VALVE MANUALS I, II & III 5/- each part. ACID HYDROMETER. New ex. Govt. Unbreakable. Packed in metal case 7 x 1 1/2 in., 4/6.

VALUES

A SMALL SELECTION FROM OUR STOCKS			
All Boxed	1/6	New & Guaranteed	
8/8	5/6	EA50	6/6
1R5	6/8	954	6AL5
174	9D2		6J5
185	EF50	2/6	6K6
384	Equip.	E1148	6K7G
3V4	SP1	EB34	EB91
504	SP41	3/6	HVR2
6AM6	EF92	3D6	(near)
6AT6		6HM6	EF36
6X4			
6K7			
6L7	7/6	7/6	7/6
6N7	6B6	6V6G	EL32
6V6GT	6B7	6X4	6K7G
EB33	6F6	6X5	FN25
EF50	6K6GT	807	VP23
EF92		EF39	
Syr. Red			
E291		11/6	6Q7
EP80		11/6	X79
	EY61-U25	PL81	

MERRY CHRISTMAS TO ALL. Please Post Your Orders by MONDAY, 17th DECEMBER.

RADIO COMPONENT SPECIALISTS 307 WHITEHORSD., WEST CROYDON

SHOP CLOSED 24th DECEMBER 10-page list 3d. Tel. THO 1665. Buses 133 or 68 pass door S.R. Stn. Selhurst. 48-hour postal Service. P. & P. 1/- £2 orders post free (Export extra). C.O.D. Service 1/6

Telephone: MUSEUM 9594.

H. FRANKS

A.C. MAINS SOLENOIDS. 200/250 v. 4lb. per 1/2 in. pull. D.C. resistance 200 ohms. Ditto 3lb. pull. D.C. resistance 300 ohms. 10/6 each. Discount given for large quantities.

FRACTIONAL MOTORS. 1/100th H.P. 200/250 v. A.C./D.C. 1/2 in. double-ended spindle. Length 3 1/2 in. diam. 2 1/2 in. Unused, 30/-.
"CARPENTER" POLARISED RELAYS in screening cans. 110 + 110 OHM coil, type 4142 E/Tf6, new. 18/6 each.

"HOOVER" BLOWER MOTORS. 220/250 v. A.C./D.C. 300 watts. 1 1/2 in. diam. outlet. Unused. 45/2/6.

SPERRY'S 1/70th-h.p. 115-VOLT A.C. MOTORS, constant speed, 3,000 r.p.m. governor controlled, continuous rating, size 5 1/2 x 3 1/2 x 3 in., spindle 1/2 in. diam. 27/6 each.

"DRAYTON" TYPE R.Q.R. CAP INDUCTION MOTOR UNITS, 230 volts A.C., 50 cycles, 25 watts. Cont. rating, final speed 37 r.p.m. Unused. 45 each.

DOUBLE-WOUND STEP-DOWN TRANSFORMERS, ex-A.M., Ref. 5P/284, input 200/250 volts, A.C., 50 cycles, output 100/110 v. A.C. 750 watts, fitted in metal case, with carrying handle, size 8 1/2 x 7 1/2 x 7 1/2 in., unused. 47/12/6.

"CREED" MOTOR-OPERATED TAPE-WINDERS. Type No. S2885. Fitted 230 v. A.C. 1/100 h.p. motor, coupled to gear box, with slipping clutch. Final speed 25 r.p.m. approx. New. 65/- each.

TELEPHONE TYPES TELE-F, a table type field telephone in Bakelite moulded case with bell magnet ring generator, operated from internal 3 to 4 1/2 volt battery (not supplied); suitable for 2-way communication up to a mile distance when used in prs., overall dimensions 9 1/2 x 6 1/2 x 5 1/2 in., 43/19/6 each.

8in. DIAM. VENT-AXIA EXTRACTOR FANS. 24 v. D.C. or 36 v. A.C., fitted suppressor units. Ideal for caravans, yachts, etc. Unused, complete in transit case. 44/7/6 each.

58-60 New Oxford Street, London, W.C.1

One min. from Tottenham Court Rd. Stn.

PRESSURE PUMP UNITS. Operated by 24 volt A.C./D.C. motor develops 10lb. pressure or vacuum. Complete with 10ft. length of pressure hose, cables and connectors, etc. Compact unit fitted in metal case, 6 x 4 x 4 in. Made in U.S.A. Ideal for laboratory use, etc. New, in maker's cartons. 44 each.

"VENNER" SYNCHRONOUS CLOCK MOTORS. 200/250 v. A.C. 3 watts. Final speed 30 r.p.m. 16/6.

METROVIC SYNCHROCK HOUR RECORDING METERS, 200/250 volts A.C., 50 cycles, operating voltage, 1/10 to 10,000 hrs., recording ideal for life test, etc., unused. 42/7/6 each, post paid.

CHARGER UNITS, type 58, input 200/250 v. A.C. 50 cycles, output 20/24 v. D.C., 3 amps., smoothed, continuous tropical rating, fitted in metal case, 18 x 12 x 7 in. 45/12/6.

"KURMAN" ELECTRIC CO. U.S.A. Sigma pattern high-speed relays, coil 1950 ohms. Operates on 10/12 v.d.c. 5 mA. S.P.C.O. heavy duty contacts. 12/6 each.

WESTINGHOUSE RECTIFIER SETS. Style 288 G.P.O. Input 200/250 volts A.C., 50 cycles, output 50 volts D.C., 1 1/2 amps. 70/-.

S.T.C. METAL RECTIFIER SETS, input 200/250 volts A.C., 50 cycles, output 220 volts D.C., 1 1/2 amps., type 10D/1786, housed in metal cabinet, 12 x 13 x 1 1/2 in. 110/5/-.

STAINLESS STEEL AERIAL WIRE, gauge 7/015in., 1,600ft. reels. Ideal for electrifying fences, etc. 37/6 per reel.

CONTROL UNITS, type R.A., Mk. I, Ref. BR./2975. Contains Carpenter type 5xM24 relay, 700+300 ohm coil, two G.E.C. type M.1095 relays, 670 ohm coil. 2 make 2 break contacts, resistors, condensers, etc. Fitted in sealed container, 4in. diam., 4in. high. Unused, 28/- each.

HENDRY RELAY UNITS, fitted Sangamo model S7 synchronous clock units. 100/125 volts A.C., 50 cycles, 2 1/2 watts. Final speed 1 r.p.m., micro switch, relay, etc. 32/6 each.

NEW SOUND-POWERED TELEPHONE HAND-SETS, G.P.O. pattern, will make efficient 2-way intercom., no batteries required. 50/- per pair.

ZENITH HIGH-GRADE TOTALLY ENCLOSED SLIDING RESISTANCES. 384 ohms., 1.2 amps. New in maker's cartons 43 each. **DITTO,** 270 ohms, 0.8 amps. 42 each.

REDUCTION GEAR-BOXES, made by Werle-Korff Gear Co., U.S.A., fitted in die-cast case, 3 1/2 in. diam., 1 1/2 in. thick, base plate four hole fitting, input spindle 1/2 in. diam., output 1/2 in. diam., reversible, ratio 296 to 1, max. transmission capacity 1/30th h.p. 20/- each. **DITTO**—Ratio 108 to 1, input and output spindles 1/2 in. diam. 20/- each. Special quotation for quantity.

STEP-DOWN TRANSFORMERS, input 180/230 v. A.C., 50 cycles, output 2 winding. 4.2, 4.2 v. 10 amps., ideal for soil heating, etc. 22/6

2 INCH. MAGSLIP RECEIVERS Type MK 11 Ref. No. AP. 6549. Unused 19/- each.

NEW 36 HOUR CLOCKWORK DRIVEN TIME SWITCHES. Fitted 7-day high-grade watch movement, diam. 2 1/2 ins. 3 1/2 ins. long, less winding key—14/6 each.

CLOCKWORK DRIVEN TIMERS, variable, 5 to 30 mins. Fitted 15 amp. A.C. contacts. Totally enclosed, crackle finish, 17/6 each.

WESTERN ELECTRIC BLOWER MOTORS. Fitted centrifugal fan, available 12 volts D.C. or 110 volts A.C./D.C. Suitable for car-heaters, projectors or miniature vacuum cleaners, etc. Size 4 x 3 1/2 in. approx. Price 29/- each.

SPERRY'S CONSTANT-SPEED 115-volt. 50 cycles motors, 2,400 r.p.m., 3 1/2 in. diam., 6in. long, 1/2 in. spindle, 1 1/2 in. long. No. LB1931. 27/6.

P.V.C. PIRELLI, white flat 3-core 1/044 CABLE, in 100-yard coils, excellent quality, per 100-yard coil. 75/-.

"SIGNAL" WESTERN ELECTRIC TIME DELAY RELAYS, adjustable from 1/5 sec., governor controlled 24-volt D.C. coil, two heavy-duty, two make 10-amp. contacts. 17/6.

WESTERN ELECTRIC MOTORS. 1/25ch h.p. cont. rating, 20/90 volts, A.C./D.C., series wound, 5,600 r.p.m., fan cooled, governor controlled, totally enclosed. 32/6.

FULL MAILING PRICE LIST 6d.

MAINS TRANSFORMERS

Primaries. 200/250 v. Half Shrouded.

HSM63. 250-0-250 v. 60 m/a., 6.3 v. 3 a., 5 v. 2 a. (Midget)...	16/3
HS2. 250-0-250 v. 80 m/a., 0-4-6.3 v. 4 a., 0-4-5 v. 2 a.	19/-
HS3. 350-0-350 v. 80 m/a., 0-4-6.3 v. 4 a., 0-4-5 v. 2 a.	19/-
HS3X. 350-0-350 v. 100 m/a., L.T. as above	23/-
HS150. 350-0-350 v. 150 m/a., 6.3 v. 3 a., 5 v. 3 a.	27/9

Fully Shrouded

FSM63. 250-0-250 v. 60 m/a., 6.3 v. 3a., 5 v. 2 a. (Midget)	16/9
FSM66. 250-0-250 v. 60 m/a., 6.3 v. 3 a., 6.3 v. 2 a. (Midget)	17/-
FS43. 425-0-425 v. 200 m/a., 6.3 v. 4 a., C.T., 6.3 v. 4 a., C.T. 5 v. 3 a.	47/6
F36. 250-0-250 v. 100 m/a., 6.3 v. 6 a., C.T., 5 v. 3 a.	29/6
FS150X. 350-0-350 v. 150 m/a., 6.3 v. 2 a. C.T., 6.3 v. 2 a. C.T., 5 v. 3 a.	31/6

FILAMENT TRANSFORMERS

Primary. 230 v. F3X. 6.3 v. at 1.5 amps.	5/9
Primaries. 200/250 v.	
F.3. 6.3 v. at 3 amp., 8/11. F6. 6.3 v. 2 a.	7/6
F12X. 12 v. 1 a., 7/9. F12. 0-6.3-12.6 v. 3 a.	16/6
F24. 0-12-24 v. 3 a.	23/6
F34. 0-4-9-15-24 v. 3 a.	26/6

C.W.O. Postage 1/3 extra under 10/-, 1/9 extra under 12, 2/9 extra under 13.

Lists, etc., stamped addressed envelope please.

H. ASHWORTH (Dept. W.W), 676, Gt. Horton Road, Bradford 7, Yorks.


PARKER'S SHEET METAL FOLDING MACHINES. HEAVY VICE MODELS

No. 1 (Illustrated) Capacity. 18 gauge 3ft. model, weight 56lb., 28-5-0, mild steel x 3ft. wide. Carr. 10/- 2ft. model, weight 22lb., 65/- 18in. model, weight 18lb., 65/-, carr. on small models 4/6. If with attachments 5/6. Attachment angle for 3ft., 3/6 per ft. Small models 2/- per foot.

No. 2. Capacity. 18 gauge mild steel x 2ft. wide.

No. 3. Capacity. 16 gauge mild steel x 18in. wide.

End folding attachments for Radio chassis, Tray or Box making, are supplied if required.



Machines guaranteed. Send for details

A. B. PARKER WHEATCROFT WORKS, WELLINGTON STREET, BATLEY, YORKS. Tel.: Batley 426

THE NEW AXIOM ENOLOSURES built to the specification of GOODMAN'S.

Completely Fitted comprising 12in. Axiom No. 150 Mk. II Speaker. The Acoustic Resistance Unit and Cabinet to Messrs. Goodman's specification. Lined and Quilted with lin. cotton felt and constructed of 1/2 in. Weyrock.

Cash Price 428/9/6 or 444/6 deposit and 9 payments of 58/1 monthly Cabinet only 414/18/6 or 425/- deposit and 9 payments of 30/4 monthly. Delivery 12/6 cash or terms.

Also in Corner Cabinets 20/- extra. Write for catalogue of cabinets for Records—Equipment—Speakers.



A. L. STAMFORD

(Dept. G4), 20 College Parade, Salusbury Road, London, N.W.6.

The Dunster

GW SMITH & CO (RADIO) LIMITED

Phone: GERRARD 8204/9155
Cables: SMITHEX LESQUARE
3-34 LISLE STREET, LONDON, W.C.2

TRADE ENQUIRIES INVITED

FOR ALL RADIO BARGAINS

WE PURCHASE ALL TYPES OF RECEIVERS AND TEST GEAR

POWER UNIT 285

230 volts, 50 cycles input. Outputs E.H.T. 2 kv. 5 ma., H.T. 350 volts 200 ma., L.T. 6.3 volts, 17 amps. E.H.T. and H.T. supplies are fully smoothed, double choke and paper condensers, etc., and complete with valves, 5U4G, VUI12 and EF50. A genuine bargain at only 59/6 each.

BARGAIN MAINS TRANSFORMERS
All new and unused.

L.T. TYPES

- (a) Input 220/240 v. Output 6.3 v. 1.5 a., 5/9.
- (b) Input 200/250 v. Output 6.3 v. 3 a., 8 v. 1.5 a., 9/6.
- (c) Input 200/250 v. Output 3, 6, 9, 12, 24 or 36 volts, 5 amps., 35/-.
- (d) Input 230 v. Output 5, 10, 15, 20, 25 or 30 volts, 5 amps., 29/6.
- (e) Input 200/250 v. Output 4 v. 14 a., 6.3 v. ct. 1.5 a., 10/6.

INSTRUMENT TYPES

- (a) Input 220/240 v. Output 200 v. 25 ma., 6.3 v. 1 a., 10/6.
- (b) Input 230 v. Output 195 v. 95 ma., tapped 130 v. 6.3 v. 5 a., 6.3 v. 3 a., 14/6.

H.T. TYPES

- (a) Input 200/250 v. Output 250/250 v. 60 ma., 6.3 v. 3 a., 5 v. 2 a., 18/6.
- (b) Input 200/250 v. Output 250/3/250 v. 80 ma. 6.3 v. 4 a., 5 v. 2 a., 18/6.
- (c) Input 200/250 v. Output 350, 0/350 v. 80 ma. 6.3 v. 4 a., 5 v. 2 a., 18/6.

MODEL TYPE

Input 200/250 v. Output 3, 4, 5, 6, 8, 10, 12, 15, 18, 20, 24 or 30 v. 2 a., 18/6.

CHARGING TYPES

- (a) Input 200/250 v. Output 9 or 15 v. 1 a., 9/9.
- (b) Input 200/250 v. Output 3.5, 9 or 15 v., 14/3.
- (c) Input 200/250 v. Output 3.5, 9 or 17 v., 16/6.

AUTO TRANSFORMER. 110/200/250 volts, 150 watts, 21/-.

SELENIUM CHARGING RECTIFIERS. 12 v. 1 amp., 6/3. 12 v. 2 amp., 9/3. 12 v. 4 amp., 13/9. 12 v. 10 amp., 32/6. 24 v. 8 amp., 49/6.

CHARGING RHEOSTATS. 1 ohm., 12 amp., 6/6; 14 ohm., 4 amp., 7/6; 8 ohm., 2.5 amp., 7/6.

ROTARY CONVERTORS. Input 24 volts D.C. Output 230 volt 50 cycles, 100 watts, 92/6 each.

MODULATION TRANSFORMERS. Collins type, potted, Push-pull 807 to parallel 807, 20 watts audio, brand new, 12/6 each.

AR.88 WAVECHANGE SWITCHES. Ceramic, 8 bank, 6 position, complete with screens, BRAND NEW, 17/6.

RADAR TRANSMITTER APQ-9. Supplied brand new. Complete with 931A photo multiplier cell and resistance network. Other valves used are 2 6AC7, 1 6AG7, 2 807 and 2 blower cooled 8012. Price 79/6.

BUZZERS. Brand new and boxed. Operates from 3/6 volt D.C., 2/6 each.

460 KC/S. B.F.O. UNIT

Supplied brand new and complete with 155 valve, fully screened in aluminium case, size 2 1/2 x 1 x 4 1/2 in. Price 8/6 each.



MODULATOR TYPE 67

These bargain instruments contain A COMPLETE A.C. MAINS POWER PACK, input 230 volts 50 cycles. Output 350 volts 120 ma. and 6.3 v. 5 amps. Choke and condenser smoothed and uses 5Z4 rectifier. (Transformer actually 200 ma.). Also included in the unit are 11 other valves, 5 SP61, 1 VR116, 2 EB34, and 3 EA50, and many other useful components, pots., resistors, switches, etc.. Size of case 18 x 9 x 7 in., which is finished in grey. Supplied brand new, 49/6 each.

MARCONI U.H.F. SIGNAL GENERATOR TF.517. MODULATION GENERATOR TF.675. Complete station comprising TF517 signal generator, frequency coverage 16 to 58 mc/s. and 150 to 300 mc/s. and TF 675 pulse modulator, repetition speed 50-3,000 cycles, pulse width 2 to 12.4 µs. Supplied brand new in original transit case with full instruction book and full complement of leads, £42/10/- each.

RCA A.R.88 L.F. RECEIVERS. Offered in first-class condition, re-aligned and thoroughly tested. Continuous coverage from 75 to 550 kc/s and 1 to 30 mc/s. Built in A.C. mains power pack, phone or speaker output, variable selectivity, B.F.O., etc. Price £45 each.

AMERICAN ROTARY GENERATORS

Input 12 volts D.C. Output 250 volts 80 ma. Fitted with blower attachment which can be easily removed. Brand new, 22/6 each. Input 6 volt D.C., output 250 volts 80 ma., as above, but no blower, brand new, 22/6.



SPECIAL OFFER OF GRAM MOTORS. Garrard 200/250 volt A.C. gram motors, complete with turntables. Speed adjustable by governor from 0-45 r.p.m. A real bargain at only 22/6 each.

50 MICROAMP METERS

2 1/2 in. scale flush mounting meter housed in grey instrument case with chrome handle. Brand new and tested, 59/6 each.

AMERICAN BEACON TRANSMITTER/RECEIVER RT 37/PPN-2. Brand new and boxed, complete with instruction book. Equipment comprises transmitter/receiver with 9 valves (5 3A5, 3 1S5, 1 IR5), with built-in 2 v. vibrator power pack, spare vibrator, headset, connector leads and 10ft. collapsible aerial. Frequency coverage 214/238 mc/s. Price 72/6 each.

AMERICAN GEARED MOTOR. Operation 24 volts D.C., with built-in precision gearbox giving twin shaft outputs of 20 r.p.m. and 6 r.p.m. Will also operate on 12 v. giving half revolution output. Size of motor 7 in. x 1 1/2 in., shaft dia. 3/16 in., brand new and boxed, 29/6 each.



FIELD TELEPHONES

Type Don Mk. 5. Buzzer calling. Ideal for inter office or house communication. Supplied complete with two 1.5 v. cells, tested and ready for immediate use. Price only 39/6 each.

HOURS OF BUSINESS:—9 a.m.—6 p.m. Thursday 1 p.m. Open all day Saturday. PLEASE PRINT NAME AND ADDRESS CLEARLY, ALSO INCLUDE POSTAGE OR CARRIAGE ON ALL ITEMS.

SMOOTHING CHOKES

G B 20 henrys 175 ma.	10/6
Parmeko 8 henrys 250 ma.	10/6
Parmeko 9 henrys 100 ma.	7/6
Parmeko C core 4H. 22.5 ma.	4/6
Parmeko swinging choke 3.6-4.2 henrys 250 ma. 20H. No D.C.	10/6
Collins 8 henry 100 ma.	8/6
ALL NEW AND UNUSED	

CRYSTAL MICROPHONE INSERTS. Extra sensitive, ideal for amplifiers, etc., 4/6 each.

DEAF AID EARPIECES. Brand new, 30 ohms D.C., 3/6. Deaf aid valve, CK505, new, 2/6. 1 meg. pots. w/switch, 1/-.. Deaf aid switch, 1 pole 4 way, 1/-.. Output transformers, 2/6.

BENDIX COMMAND RECEIVERS. Brand new and boxed. Top band, 1.5 to 3 mc/s. With all valves and circuit, 75/- each.

COMMAND TRANSMITTERS. Complete with all valves and crystal. Coverage 2.1 to 3 mc/s., 29/6.

SUB STANDARD VOLTMETERS. Six ranges: 7.5, 15, 30, 60, 150 and 300 volts D.C. 6 in. mirror scale with knife edged pointer calibrated 0-150 volts. 0.3% accurate. Price £4/19/6 each.

PANORAMIC ADAPTORS. Brand new and boxed ex-U.S.A. For use with receivers having an I.F. of 455 to 475 kc/s. giving a bandwidth of 200 kc/s. 110/230 volt A.C. operation. Price £30 each.

SUB STANDARD MILLIAMMETERS. Basic movement 1 ma. Seven ranges: 1, 5, 20, 50, 100, 200 and 500 ma. 6 in. mirror scale calibrated 0-100 ma. Accuracy 0.6%. Brand new, £12/10/- each.

YAXLEY METER SWITCHES. Single pole 12 position, 8 banks, 7/6. 1 pole 11 way, 2 banks, 2/6.

HEADPHONE ADAPTORS. High to low impedance matching, 1/3 each.

MARCONI CRYSTAL CALIBRATOR. Frequency coverage 170 to 240 mc/s. Directly calibrated, accuracy 0.001%. Operation 200/250 volts A.C. Supplied complete with 5 mc/s. crystal and spare set of 5 valves in original transit case, brand new with instructions, £4/19/6 each.

COPPER AERIAL WIRE. 300ft. bare copper wire, 3/6 reel.

JACK PLUG LEADS. Brand new 6ft. screened lead, fitted with two standard P.O. jack plugs, 3/- each.

METER BARGAINS

50 m/amps. 2 in. F.M. M.C.	7/6
150 m/amps. 2 in. F.M. M.C.	6/9
200 m/amps. 2 1/2 in. F.M. M.C.	9/6
1 amp. R.F. 2 1/2 in. Pj. T.C.	5/-
4 amp. R.F. 2 in. F.M. T.C.	5/-
300 volts D.C. 2 in. F.M. M.C.	10/6
300 volts A.C. 2 1/2 in. F.M.M.J.	25/-
500/0/500 microamps 2 1/2 in. F.M.M.C.	25/-
50/0/50 amps. 2 in. F.M.M.C.	8/6
2 kv. electrostatic 2 1/2 in. Pj.	22/6
ALL BRAND NEW AND BOXED.	

MODEL MAKERS' MOTORS

Permanent magnet type, reversible. Size only 2 in. long, 1 1/2 in. dia. with 1/2 in. long spindle. Operation from 4, 6, 12 or 24 volt D.C. Thoroughly recommended for launches, etc. Supplied brand new, only 8/6 each. Above motor supplied, complete with blower attachment, for car heating, etc., brand new, 12/6 each.



17 in. T.V. TUBES 14 in.
RECTANGULAR
 £7.10.0 used but with £5.10.0
6 MONTHS GUARANTEE

16 in. 15 in. 14 in. ROUND £5
 used but with
3 MONTHS GUARANTEE
 plus 15/6 Insured carr. on all Tubes

Please Note: Some types of 12in. have a waiting list. Remember most 9in. and 12in. sets will take a 15in. tube with little or no alteration to the set.

T.V. CHASSIS 97/6

Complete chassis by famous manufacturer, R.F. E.H.T. unit included. Drawing FREE with order. Being in three separate units (Power, Sound & Vision and Time Base) interconnected these chassis can easily be fitted into existing table or console cabinets. THIS CHASSIS IS LESS VALVES AND TUBE. Channels 1-2, 3-5, I.F.s 16.5 Mc/s-19.5 Mc/s. vision. Easily converted to I.T.V. channel. Insured carr. 5/6 London, 10/6 Provinces.

T.V. UNIT CHASSIS

SOUND AND VISION STRIP, 27/6. 5/het. Complete v/strip (uses EF91 valves, etc.). Less valves. FREE drawing. Post 2/6.
TIME BASE, 10/6. Containing scanning coil, focus unit, line trans., etc. FREE drawing. Post 3/6.
POWER PACK AND SINGLE STAGE L.F. AMPLIFIER, 29/6. Mains E.H.T., 5 kV., 325 v. at 250 mA. Smoothed H.T. heaters, 6 v. at 5 a., 4 v. at 5 a., 4 v. at 5 a., centre tapped. FREE drawing. Carr. 5/6.

CONVECTOR FIRES £5.19.6

Including P.Tax

2 kW. (1 or 2 units per hour). Switched. Gilt finish. Illuminated grille. Size 26in. x 18in. x 7½ in. deep., 200-250 AC/DC, famous manufacturer. Ideal for home, office, works. Ins. Carr., 5/6 London; 10/6 Provinces.

FIRES 19/6

Ideal Xmas present. Hammered finish. 200/250 volts, wattage 500-750-1,000 (please state preference). Carr. 3/6.

CANDELABRUM 19/9

Complete with flex, lampholders and 3 shades, 3 light lounge fitting. Carr. 2/9.

12-VOLT CONVERTOR. Ex-W.D., 12/6. 275 v. and 500 v. out. Used, needs cleaning, but believed to be in working order. Carr. 3/6.
1466 V.H.F. RECEIVER, 27/6. Complete with valves. Receives TV and amateurs. Slow motion tuning. Carr. 2/6.

165 RECEIVER, 5/9. Ex-W.D. Contains conds. resist.; coils and trans. FREE drawing. Post 1/9. (Ideal for stripping.) Less valves.
TRANSMITTER No. 50, Ex-W.D., 6/9. V.H.F. contains coils, tuning cond.; fixed cond.; resist., etc. Less valves. FREE drawing. (Ideal for stripping.) Carr. 1/9.

8" P.M. SPEAKERS 8/9

IDEAL XMAS GIFT, if fitted in small cabinet. Treat the lady at home. Fit one in kitchen or cupboard door. Let her follow that TV or radio programme. At this price you can have one in every room. Post 1/9.

Send stamp for FREE catalogue.

MONEY BACK GUARANTEE if goods returned within 14 DAYS in same condition as sent.

REMEMBER DUKE & CO.,
SATURDAY 621 ROMFORD ROAD, LONDON, E.12
OPEN ALL DAY Tele: GRA 6677-8

A. C. SOLENOID type SAM.



Increased Performance
 Continuous 14 ozs. at ¾"
 Instantaneous to 5½ lbs.
 Same dimensions as Type SA.

Larger and smaller sizes available. Greatly increased discounts for quantities. Also Transformers to 7kVA 3 Phase.

R. A. WEBBER LTD.

18, FOREST ROAD, KINGSWOOD, BRISTOL. Phone: 74065

CABINETS FABRICATED

To Any Requirement



Instrument cases for Research Laboratories, Universities, Schools, etc.

Electronic equipment manufactured to your specification by fully qualified electronic engineers.

FORESIGHT PRODUCTIONS LTD.

BEACON HOUSE, HAMPTON ST., BIRMINGHAM, 19. Central 2016/7

METAL SPINNING OUR SPECIALITY

PARABOLIC REFLECTORS up to 9ft. dia. LOUDSPEAKER HORNS, Etc., Etc.
POWER PRESSWORK to 250 ton capacity, including Hydraulic
GENERAL SHEET METAL WORK. ARGON. ARC & OXY-ACETYLENE WELDING

SHAWE METAL SPINNING WORKS

SWINTON STREET, KING'S CROSS, LONDON, W.C.I.

Phone: TERminus 7422/3

Grams: Allpryde Phon 3 London

Telephone:
GERrard
6794/1453

GEE Bros RADIO Ltd

ADJOINING
LEICESTER SQ.
TUBE STATION

15, LITTLE NEWPORT STREET, LONDON, W.C.2.

SPECIAL OFFER!!!

UNREPEATABLE

BRAND NEW & UNUSED

"Motorola" (U.S.A.)

F.M. TRANS/REC. COMBINATIONS

COMMUNICATIONS TYPE

30-40 Megacycles. For 6v. Mobile Operation

Absolutely complete and ready to use, including

★ original spares kit and detailed operators' manual. ★



"Transmitter—Receiver Unit"

We also can supply a
STRICTLY LIMITED QUANTITY
of these units already converted for
117v FIXED STATION OPERATION.


Please write, phone or call for
further details.



"Battery Unit"



"Operating Spares"



"Crystals"

AIRCRAFT RADIO RECEIVER (BY RCA Model No. CRV. 46151). Freq. 195 kc/s. to 9050 kc/s. (33-1500 metres) continuous. For 28 v. D.C. input with built-in dynamotor. This 6 valve receiver with 2 R.F. stages and 2 I.F. stages with B.F.O. and C.W. is in our opinion one of the finest sets so far released by the Air Ministry. With instruction diagram to convert for mains. For the very modest price of £10/10/-, carr. paid. In good working order.

VITAVOX PRESSURE UNITS. Heavy duty. P.M. 20 watt. Brand new, £4/9/6. Also ditto, second-hand, in good working order. 40/-, carr. 7/6.

723AB KLYSTRONS. Guaranteed 50/-.

B.C. 929ACR INDICATOR UNIT. Containing 1-3BP1 3in. C.R.T. 6-6SN7s, 2-6H6s, 1-6G6, 1-6X5, 1-2X2; 7 valves in all. Ideal for 'Scope conversion. New, in original sealed cartons. 70/-, carr. 5/-.

15 WATT 12 v. D.C. AMPLIFIER (BY PARMEKO, ex-ADMIRALTY). Fitted for mike and gram. with "Fader" control. With 2-EL35s in push-pull output. Speaker output 15 ohms. Housed in metal case, size 14in. x 9in. x 9in. Ready to use, guaranteed in perfect order. £12/10/-, carr. 10/-.

PARMEKO MOVING COIL HAND MICROPHONE. 200 ohm impedance. Fitted with on/off switch, complete with 12 yds. flex, 25/-, p.p. 2/6.

RE-ENTRANT LOUD HAILERS. Heavy duty 20 watt all-metal. 15 ohms. By Parmeko. £5/10/-, carr. paid.

PARMEKO TWIN BAKELITE LOUD HAILERS (ex-Admiralty), complete on metal base. 10 watts. 45/-, carr. 7/6.

RCA BRAND NEW. 15in. 15' ohms. 30 watt P.M. speakers. £9/19/6, carr. 12/6.

C.M.G. 25 PHOTO CELLS (OSRAM). Brand new, 15/-, p.p. 1/-.

SELENIUM METAL RECTIFIERS, FULL BRIDGE
6 or 12 v. 1 amp. 7/6 24 v. 1 amp. 13/6
12 v. 2 amp. 10/- 24 v. 2 amp. 20/-
12 v. 2½ amp. 15/- 24 v. 2½ amp. 25/-
12 v. 4 amp. 16/6 24 v. 4 amp. 30/-
12 v. 6 amp. 23/6 24 v. 6 amp. 35/-
12 v. 10 amp. 40/- 24 v. 10 amp. 80/-

SPEEDY DELIVERY OF L.T. RECTIFIERS TO ORDER.

ELECTRIC LIGHT SLOT METERS. 200/250 v. A.C., 5-10 amps. 1/- in slot. 6d. or 7d. per unit. By Measurement Ltd. All Bakelite case, in very good condition. 50/-, p.p. 3/-.

SOUND POWERED HEAD PHONES. Can be used for speaking or receiving. 15/- per pair, p.p. 1/6.

BC.454. 3-6 Mc/s. Clean and boxed, £1/10/-, p.p. 3/-.
BC.455. 6-9 Mc/s. (Command set). Clean and boxed, £1/7/6, p.p. 3/-.

PHOTO-ELECTRIC MULTIPLIER CELLS Type 931A. £2/10/-, p.p. 1/-, Also 931A, complete on chassis with multiplier network and 2-832 valveholders, etc., £3/10/-, p.p. 2/-.

WAVEMETER CLASS D. Freq. band, 1,900 kc/s. to 8,000 kc/s. (158-37.5 metres) in two ranges, 1,900 kc/s.-4,000 kc/s. Also 4,000 kc/s.-8,000 kc/s., in perfect working order. Supply 6 v. D.C. input, £5/19/6, carr. 5/-.

MAGNETIC MARCHING COMPASS MK. I. Pocket size, 2½in. x 2½in. Black Bakelite case, mirrored lid, 14/6, p.p. 9d.

3A5 VALVES, brand new. (DCC.90), 12/6, p.p. 9d.

CONDENSERS. 2 mfd. 7.5 kv. wkg. at 15 kv. Test (Dubilier). Brand new in original crate, £2/10/-, carr. 5/-.

VARIABLE VOLTAGE REGULATOR TRANSFORMERS. Input 230 v. A.C. at 21 amps. Output 57.5 volts in 16 equal steps to 230 v. at 21 amps. Ex-Govt., in perfect condition. £12/10/-, carr. extra.

DON "8" TWIN TELEPHONE CABLE, on 1 mile and ½ mile drums. £5 per mile. 25/- per ½ mile, carr. extra.

CARRIAGE APPLIES TO ENGLAND ONLY
QUOTATIONS TO THE TRADE FOR BULK SUPPLIES. ALSO ACTUAL ENQUIRIES WELCOMED.
MANY OTHER LINES IN STOCK.

VALVE TESTER (by Radio City Products, U.S.A.). Model 314. Brand new, unused with instruction manual. 110-220 v. A.C. 50 c/s. Will test most American valves from 1.1 v. to 200 v. £10, carr. 5/-.

ROTARY CONVERTERS, Ex-Govt. 12 v. D.C. input 230 v. A.C. Output 50 cycles at 125 watts. Complete in carrying case, with voltage control, sliding resistance, mains switch and 0-300 v. A.C. flush meter. In perfect working order. £8/10/-, carr. extra.

ROTARY CONVERTERS. 24 v. D.C. to 230 v. A.C. 50 cycles. 100 watts. Fully tested, £4/12/6, carr. 7/6.

10in. P.M. LOUDSPEAKER IN PORTABLE CARRYING CASE. Complete with handle, back, and flex lead compartment. Cases slightly soiled. Speakers 100%. 45/-, carr. 5/-.

HEAVY DUTY TWIN 12" P.M. 15 ohms SPEAKERS. Housed in H/D 1" thick Cabinet. (Slightly soiled). Size 36" x 18" x 12". Felt padded inside. As used by the Admiralty P.A. Ideal for portable amplifier, etc. Limited quantity only. £12/10/-, carr. 10/-.

METERS (new and unused)
0-1 m/a., 2½in. flush mounting. 25/-
0-300 m/a., ditto 15/-
0-300 v. A.C., ditto 25/-
"S" meter, 2in., as used in AR-77 receiver 25/-
2½in. D.C. pocket voltmeter 0-15 v., 0-250 v. 15/-

ACCUMULATORS. Bakelite cased. 2 v. 100 ampere. 75 actual. Ex-Govt. New and Unused. Complete with carrying handle. Ideal for coupling 6 or 12 v. storage batteries. Size 6½in. x 6½in. x 3½in. 15/- each. Carr. 3/6 each, or 3 sent for 7/6 or 6 for 12/6.

BENDIX DYNAMOTORS. 28 v. D.C. Input 230 v. D.C., output at 100 m/a. New and boxed, 21/-.

TELEPHONE SETS IN ATTRACTIVE BAKELITE CASE

BRAND NEW EX-GOVT. "F" TYPE

Ideal between 2 or more positions, up to one mile. STORES, FACTORY AND OFFICE; FARM BUILDINGS; GARDEN SHED and HOUSE. 2 sets in individual carrying cases, complete with long life batteries, bells, ringer and 100ft. telephone cable.

£7.10.0 per pair Carr. (G.B.) 7/6

TELE "H" SOUND POWERED. In metal case, requires no batteries. Price per pair £9/10/- carr. (G.B.) 7/6.

SOUND POWERED HANDSETS, direct communication between two points without batteries. Just connect up and speak. 45/- per pair, plus 2/6 carriage.

SPECIAL OFFER OF 36 Ft. HIGH AERIAL MASTS R.A.F. TYPE 60

Kits comprise:—9 2in. dia. Tubular Steel (Copper Plated) Sections of 4ft. length, top-section and base, Pickets, Guys and Fittings. **YOU** can purchase this normally expensive MAST for a fraction of its cost, i.e.

£7.10.0. ONLY (Carr. 7/6)

These are supplied in a wooden carrying case charged at £1 and returnable.

The MAST is particularly suitable to take aerials for Tx., Rx., F.M. and T.V. (especially COMMERCIAL), and has many other uses. Extra 4ft. sections can be supplied at 11/6 per section.

ARMY TYPE 32 FT. MASTS similar to above but 10 lin. screw-sections lightweight suitable for temporary installation. Kit in canvas bag £5. 10. 0 Carriage 7/6.

U.S.A. 45 ft AERIAL MAST (10 sections 4ft. 6in. x 2 in., guys etc.) This entirely new and complete set in canvas carrying bag £12.10.0 each. Carr. 12/6 or 2 sets with additional low and high frequency antenna £25 pair. Carr. extra.

ROTARY CONVERTERS. IN METAL CASES. Input 24 volt D.C. Output 230 volt A.C. 50 cycle 100 watt. At only 92/6. Carr. 7/6.

APQ9 CENTIMETRIC RADAR TRANSMITTER, brand new, and containing 931A Photo-multiplier with resistor network; push-pull pair of matched 8012; 2-807; 2-6AC7; 1-6AG7. £4/19/6, plus 7/6 carriage.

U.S.A. BEACON TRANSMITTER RECEIVER AN/PPN-2 214/238 mc/s. Operated from 2 v. battery. Components include 5-3A5; 3-155; 1-1R5 (all 1.4 v. B7G miniature valves); 2-2 v. synchron. Vibrators 7 pin; H.S. 30A Super lightweight headset; 10ft. collapsible aerial. All weather haversack, etc New, complete and unused 99/6, plus 7/6 carriage.

BRAND NEW TELEPRINTER EQUIPMENT


CREED AUTOMATIC TRANSMITTER No. 654/N for telegraph working, in original cases.

RECTIFIER UNITS 26B. Input 110/230 v. A.C. Output 80 + 80 at 80 mA. In original cases.

TERMINAL UNITS 80+80. Can be used with above, 26B units.

TELEGRAPH RELAYS 299 AN.

TELEPHONE SWITCHBOARDS



- Rectifier Supply Unit
- 10 years' spares
- Fused Protector
- Head and Breast Set
- SWITCHBOARD A. D. 1240

The complete installation as manufactured for the Air Ministry has 2 exchange lines + 14 extns. + operator. Easily modified. Data sheets and photos will be sent for 20/- (returnable).

G.P.O. SWITCHBOARD TL.1305 10 lines, thru' connexion switchboard with lever keys (keyswitches) and drop-indicators for up to 10 lines on two simultaneous circuits, £12/10/-, carriage 15/-.

F. & F. ARMY TYPE SWITCHBOARDS complete for 40 or 60 line operation up to approximately 100 miles or for internal communication. Brand new and unused.

JACK PLUGS—2 WAY. Easy-screw connections U.S.A. pattern 27/- per doz. ex works (minimum quantity).

Quantity and Export enquiries are invited for above items, also other Electronic Component parts.

HATTER & DAVIS (RELAYS) LTD.
126, KENSAL ROAD, LONDON, W.10 LADBroke 0666.

ASK ARTHURS FIRST

Valves and C.R.T.s in great variety

AVO METERS IN STOCK

Avo Model 7..... £19 10 0

Avo Model 8..... £23 10 0

COSSOR Oscilloscope Model 1035£120 0 0

COSSOR Oscilloscope Model 1052£104 0 0

ADVANCE AND TAYLOR Meters always in STOCK

LEAK TL/10 Amplifier and "Point One"

Pre-Amplifier. Complete £28 7 0

LEAK F.M. Unit with built-in Power

Supply £33 15 0

JASON F.M. Unit with Power Pack..... £19 7 0

CHAPMAN F.M.81 Unit £21 0 0

VALVE MANUALS

Mullard	10 6
Osram	5 0
Osram Part 2	10 0
Brimar No. 6	5 0
Mullard Replaces	2 6
ment Guide	2 6
Art and Science in	2 6
Sound Reproduction	2 6
by F. H. Brittain, D.F.H.....	2 6
Postage 6d. extra.	

LOUDSPEAKERS, RADIO, TELEVISION, RECORDERS AND RECORD PLAYERS OF LEADING MAKES

Goods offered subject to being unsold and to price alteration

● WE WELCOME YOUR ENQUIRIES on Radio and Electrical

Arthur's EST. 1919

PROPS: ARTHUR GRAY, LTD.

GRAY HOUSE, 150-152 CHARING CROSS ROAD, LONDON, W.C.2
TEMPle, Bar 5833/4 and 4765 Cables: TELEGRAY, LONDON

THE "ASPEN" TAPE DECK



MODEL No. 721 (assembled) YOURS FOR 24/3 DEP. plus 6/- P. F. & I. and 8 monthly payments of 24/3. CASH £9/17/6.

MODEL No. 521 (assembled) 21/9 DEP. plus 6/- P. F. & I. and 8 monthly payments of 21/9. CASH £8/17/6.

They are also available in kit form at £8/10/- and £7/10/- respectively or on our easy terms.

Specifications: Model 521 7 1/2 in. x 1 1/2 in. 5 in. Reels. Model 721 10 1/2 in. x 1 1/2 in. 7 in. Reels. High Impedance Record/Replay heads 2,800 ohms at 1 K Gaps .0004 in. at 50 Kc/s. 60 v. High Impedance Erase Head 10,000 ohms at 50 K. Gaps. .0025 in. Erase Volts at 50 K. 80/90. Both heads are latest type, low capacity moulded with Ferroxcube core.

2 speeds are obtainable: 3 1/2 in. and 7 1/2 in. per sec. Frequency Response at 3 1/2 in. per sec. approx. 50/8,000 c.p.s. and at 7 1/2 in. per sec. 80/12,000 c.p.s. A detachable handle is supplied for hand rewinding. Model 721 panel is drilled for a rewind motor should the user wish to fit one. Drive. Rubber belt from a constant speed motor to a perfectly balanced flywheel, giving constant tape speed, without "wow" and "flutter," throughout the full length of tape. The motor is suitable for 100/250 volts 50 cycles mains.

DOUGLAS JORDAN LTD. (Dept. WW8),
3, Corbetts Passage, Rotherhithe New Road, London, S.E.16

ANY IDEAS?

Well-known manufacturers of electronic equipment are willing to manufacture and place on the market:

THAT NEW IDEA OF YOURS

(Our own staff is aware of this advertisement). Royalty will be paid on all sales. For further details write Wireless World Box No. 4236.

MAINS TRANSFORMERS

Primary, 200-250 v. P. & P. 2/-, 300-0-300 100, mA. 6 v. 3 amp., 5 v. 2 amp., 22/6.

Semi-shrouded drop-through 380-0-380 v., 120 mA., 6.3 v. 4 amp., 5 v. 3.5 amp., 22/6.

Drop thro' 350-0-350 v. 70 mA. 6 v. 2.5 amp., 5 v. 2 amp., 14/6.

Chassis mounting or drop thro'. Pri. 110-150 v. Sec. 350-0-350, 250 mA., 6.3 v. 7 amp., 6.3 v. 0.5 amp., 5 v. C.T., 0.5 amp. 4 v. 3 amp. P. & P. 3/6. 32/6.

Chassis mounted and fully shrouded, 80 mA. 6 v. 3 amp., 5 v. 2 amp., 14/6. Drop thro' 370-0-270 60 mA., 6 v. 3 amp., 11/6.

250 v. 350 mA., 6.3 v. 4 a., twice 2 v. 2 a., 19/6.

Auto-trans. Output 200-250 H.T. 500 v. 250 mA., 6 v. 4 a., twice, 2 v. 2 a., 19/6.

Auto-trans. Input 200-250. H.T. 350 v. 350 mA. Separate L.T. 6.3 v. 7 a., 6.3 v. 1 1/2 amp., 5 v. 3 amp., 25/- P. & P. 3/6.

Mains transformer, fully impregnated. Input 210, 220, 230, 240. Sec. 350-0-350 100 mA. with separate heater-transformer. Pri. 210, 220, 230, 240 sec. 6.3 v. 2 amp., 6.3 v. 3 amp., 4 v. 6 amp., and 5 v. 2 amp., 30/- P. & P. 5/6.

350-0-350 75 mA. 6.3 v. 3 a. tap 4 v. 6.3 v. 1 a. 13/6.

500-0-500 125 mA. 4 v. C.T. 4 a., 4 v. C.T. 4 a., 4 v. C.T. 2.5 a., 27/6.

500-0-500 250 mA. 4 v. C.T. 4 a., 4 v. C.T. 5 a., 4 v. C.T. 4 a., 39/6.

6 1/2in. M.E. Speaker, 1,000 ohm field, 15/-.

R. & T.V. Energised 6 1/2in. Speaker, with O.P. trans. field coil. 175 ohm 9/6. P. & P. 2/6.

R. & A. 6 1/2in. M.E. Speaker, with O.P. trans. field 440 ohms, 10/6. P. & P. 2/6.

Volume Controls. Long spindle, less switch, 50K, 500K, 1 meg., 2/6 each. P. & P. 3d.

Volume Controls. Long spindle and switch, 4, 1 1/2 and 2 meg., 4/- each. 10K and 50 K, 3/6 each. 1 and 1 meg., long spindle, double pole switch, miniature, 5/- P. & P. 3d. each.

Trimmers. 5-40 pf., 5d. 10-110, 10-250, 10-450 pf., 10d.

Twin Gang .0005 Tuning Condenser 5/-. With trimmers, 7/6.

Twin Gang .0005, with feet, size 3 1/2 x 3 x 1 1/2in., 6/6.

3-gang .0005, with feet, size 4 1/2 x 3 x 1 1/2in., 7/6.

T.V. Coils, moulded former, iron-cored only for re-winding purposes only. All-can 1 1/2 x 1 1/2in., 1/- each. 2 iron-core All-can 2 1/2 x 1 1/2in., 1/6 each. The above coil formers are suitable for the "Wireless World" F.M. tuner.

Used Metal Rectifier, 250 v. 150 mA., 6/6. Metal Rectifier, 250 v. 45 mA., 6/6.

Metal Rectifier, RM2, 125 v. 100 mA., 3/6.

OUTPUT TRANSFORMERS

Standard type, 5,000 ohms imp., 4/9, 42-1 with extra feed-back windings, 4/3. Miniature 4-2, 13/3. Multi-ratio 3,500, 7,000 and 14,000, 5/6. 10-watt push-pull, 6V6 matching, 7/-, 90-1 ohm speech coil, 6/6.

GARRARD RC/110



3-SPEED AUTOMATIC MIXER CHANGER

Will take 10 records, 7in., 10in. or 12in. Mixed, turnover crystal head, brand new, current model. A.C. mains 200/250 v. (list price £14/10/-)


£7-19-6 P. & P. 3/6

COMMERCIAL TELEVISION

CONVERTER SUITABLE ANY T.V. using lower side band NO ALTERATIONS TO SET

Complete with built-in power supply, 230-250 v. A.C. mains. Case 5 1/2in. long, 3 1/2in. wide, 4 1/2in. high. Incorporating gain control and band switch.

£3-19-6 Plus Post & Packing 2/6.



Illustrated with cover removed.

AC/DC MULTI-METER KIT


Comprising 2in. moving coil meter, scale calibrated in A.C./D.C. volts, ohms and milliamps. Voltage range A.C./D.C. 0-10 0-100 and 0-500. Milliamps 0-10, 0-100; ohms 0-10,000. Front panel, range switch, wire wound pot (for ohms zero setting), two toggle switches, resistors and meter rectifier. Point-to-Point wiring diagram 1/-. Free with complete kit.

Complete in case. grey hammer finish. **19/6** P. & P. 1/6.



COMPLETELY BUILT SIGNAL GENERATOR

Coverage 120 Kc/s.-230 Kc/s., 300 Kc/s.-900 Kc/s., 900 Kc/s.-2.75 Mc/s., 2.75 Mc/s.-8.5 Mc/s., 8 Mc/s.-28 Mc/s., 18 Mc/s.-56 Mc/s., 24 Mc/s.-84 Mc/s. Metal case 10in. x 6 1/2in. x 4 1/2in. Size of scale, 6 1/2in. x 3 1/2in. 2 valves and rectifier. A.C. mains 230-250 v. Internal modulation of 400 c.p.s. to a depth of 30 per cent., modulated or unmodulated. R.F. output continuously variable 100 milliv. C.V. and mod. switch, variable A.F. output and moving coil output meter. Grey hammer finish case and white panel. Accuracy plus or minus 2%. £4/19/6, or 34/- deposit and 3 monthly payments 25/-. P. & P. 4/6 extra.




T.R.F. KIT IN PLASTIC CABINET

3 valve plus metal rectifier, A.C. mains 200-250v. Medium and long waves. In pastel blue or brown. Valve line-up: 2 VE65S and VT52. Size 15 1/2in. long by 8in. high by 7in. deep.

£3-19-6 P. & P. 4/6

A point-to-point wiring diagram, 1/6. Free with complete kit.

All parts supplied separately.




SIGNAL & PATTERN GENERATOR

Coverage 7.6 Mc/s.-210 Mc/s. in five bands, all on fundamentals, slow-motion tuning, audio output, 8 vertical and horizontal bars, logging scale. In grey hammer finished case with carrying handle. Accuracy ± 1%. A.C. mains 200-250 v.

£6-19-6

P. & P. 5/6.

Or £3 deposit P. & P. 5/6 and 3 payments of 30/-.



RADIO AND T.V. COMPONENTS (ACTON) LTD.

23 HIGH STREET, ACTON, LONDON, W.3

GOODS NOT DESPATCHED WHERE CUSTOMS DECLARATION IS APPLICABLE

Terms of Business: Cash with order. Where post and packing charge is not stated please add 1/6 up to 10/-, 2/- up to £1, and 2/6 up to £2. All enquiries S.A.E., lists 5d. each.

Germanium Crystal Diode, 1/8, post paid.

Line O.P. Transformer in aluminium can mounted in rubber, 12/6.

Line and E.H.T. Transformer, 14 Kv., using ferrocart core complete with line and width control, and corona shields U37 rectifier winding, 35/-.

Line and E.H.T. Transformers, 9 Kv. using ferrocart core, complete with built-in line and width control. Mounted on small all-chassis. Overall size 4 1/2 x 1 1/2in. EV51 rec. winding, 27/6.

Scan coils, low line low impedance frame, complete with frame transformer to match above 27/6. P. & P. 2/-.

Line and E.H.T. Transformers, 9 Kv. ferrocart core. EV61, heater, winding, complete with scan coils and frame output transformer, and line and width control, 35/- P. & P. 3/6.

As above, but complete with line and frame blocking transformers, 5 Henry 25 mA. choke, 100 mfd. and 150 mfd. 250 wkg. 380 mA. A.C. ripple, £2/9/6. P. & P. 3/6.

Valve Holders, moulded octal Mazda and octal, 7d. each. Pavolin, octal Mazda and octal, 4d. each. Moulded BT9, B9A and B9A, 7d. each. BT9 moulded and B9A with screening can, 1/6 each.

P.M. Speaker, 6 1/2in. closed field 18/6. 8in. closed field, 20/6. 10in. closed field, 25/- 3 1/2in., 1/6/6. 12in. closed field, 25/- P. & P. on each 2/-.

Extension Speaker, in polished walnut complete with 8in. P.M. P. & P. 3/- 24/6.

COLLARO RC54

3-speed automatic changer, current model. Brand new. 10 records mixed. Studio "O" pick-up. A.C. mains, 200-250 v.

£7-9-6 Plus P. & P. 5/6.

Standard Wave Change Switches. 4-pole, 3-way, 1/9; 5-pole, 3-way 1/9; 3-pole, 3 way, 1/9; 9-pole 3-way, 3/6. Miniature type long spindle, 3-pole, 4-way, 4-pole 3-way and 4-pole 2-way 2/6 each. 2-pole 11-way, twin wafers, 5/-; 1-pole 12-way single wafers, 5/- P. & P. 3d.

Ion Traps for Mullard or English Electric tubes, 5/-, post paid.

Standard 465 Kc. Iron-cored P.F.s. 4 x 1 1/2 x 1 1/2in. per pr., 7/6.

1,200ft. High Impedance Recording Tape on plastic spool, 12/6. Plus 1/- P. & P.

Miniature wire ends moulded. 100 pt. 500 pt. and .001, each 7d.

Combined 12in. mask and escthechon in lightly tinted Perspex. New aspect edged in brown. Fits on front of cabinet, 12/6. As above for 15in. tube 17/6.

Frame Oscillator Blocking Trans., 4/6. Line Osc. Blocking Trans., 4/6.

CHOKES

2-20 Hen., 150 mA., 15/- P. & P. 3/6. 6 Hen. 275 mA., 15/- P. & P. 3/6. 100 Hen. 40 mA., 15/- P. & P. 3/6. 250 mA., 10 Henry, 10/6; 5 Henry 250 mA. 60 ohms, 8/6.

Wide Anode P.M. Focus Units. Verrier adj. state tube, 15/6.

P.M. Focus Unit for Mullard tubes with verrier adjustment. P. & P. 2/- 15/-.

FAMOUS MAKE TURRET "TELETUNER"

Covers all Channels, Bands 1 and 3. Valves used: PCC84, R.F. double triode, PCC84, R.F. amplifier, PCF80, triode pentode f.c. and mixer. I.F. output 33-38 Mc/s. Easily modified to other I.F. outputs. Full instructions and circuit diagram supplied. Complete with 12 Coil Sets **99/6** Post Knobs 3/6. 2/6.

RADIO TRADERS LTD.

23 WARDOUR ST., LONDON, W.1. (Coventry Street end)
Phone No. GERard 3977/8 Grams: "Radiotrade"

B.T.H. CRYSTAL DIODES, 1/3. Very special price for large quantities.
RESISTORS. 1/4 watt, 2/6 doz; 1/2 watt, 3/- doz; 1 watt, 4/- doz; 2 watt, 6/- doz.

MANUFACTURERS PLEASE NOTE YOUR ENQUIRIES ARE INVITED FOR ERIE RESISTORS TYPES 0, 1, 2, 8, 9, 16, 7b AND 5b.

WW RESISTORS. 5 watt, 1/6; 10 watt, 2/6; 15 watt, 3/-; 20 watt, 3/6. We carry stocks of resistors from 2 watt to 150 watt W.W. Your enquiries invited.

HIGH STABILITY RESISTORS. 1/4 watt 5%, 6d.; 1/2 watt 5%, 9d.; 1 watt 5%, 1/-. A few values in 1% and 2% still available.

ALL ORDERS FOR RESISTORS C.O.D. PLEASE, AS WE CANNOT GUARANTEE TO STOCK ALL VALUES.

W.W. V/CONTROLS. ALL WELL-KNOWN MAKES. Pre-set types, 2/6; Spindle types, 3/-; Carbon type, less switch spindle and pre-set, 2/-. With switch, 3/6 each.

SEMI-MIDGET 2-GANG. .0005 Condenser, size 2 3/8 x 2 x 1 1/2in.; 6/9 each.

SPECIAL OFFER OF CURRENT MANUFACTURE ELECTROLYTIC CONDENSERS

8 mfd. 450 v., 2/6 each; 16 mfd. 450 v., 3/-; 32 mfd. 450 v., 4/-; 8 x 8 mfd. 450 v., 3/9; 8 x 16 mfd. 450 v., 4/-; 16 x 16 mfd. 450 v., 4/6; 32 x 32 mfd. 350 v., 5/-; Bias Condensers: 25 mfd. 25 v., 1/6; 50 mfd. 50 v., 1/9; Please note we can offer special discounts for quantities.

ELECTROLYTIC CONDENSERS. Manufacturers' Surplus, in perfect condition.
16 mfd. 375 v., 2/-; 24 mfd. 350 v., 1/6; 24 mfd. 450 v., 2/3.

BIAS CONDENSERS: 1,000 mfd. 12 v. 1/6; 25 mfd. 25 v., 1/3; 50 mfd. 12 v., 1/-.
BLOCK PAPER CONDENSERS. 12 mfd. 250 v., 7/6; 8 mfd. 600 v., 7/6; 4 mfd. 400 v., 3/6. We carry a large stock of block paper type condensers. We invite your enquiries.

MIDGET MICA CONDENSERS. .0001, .0002, .0003, .0004, .0005, 5/- per dozen.
200 Assorted Moulded Mica Condensers, popular values..... £2 10 0
200 Assorted Silver Mica Condensers, popular values..... £2 10 0
200 Assorted Carbon Resistors, 1/2, 1 and 1 watt. Good selection £1 10 0

PAXOLIN SHEET. 18 v., 4 1/2 x 1 1/2in., 1/6; 10 x 10 x 3/8in., 1/6; 20 x 10 x 1/2in., 3/-; 10 x 10 x 1/2in., 2/-; 20 x 10 x 1/2in., 4/- Minimum P. & Pkg. 1/6.

BARGAIN OFFER OF BATTERIES

44 v. Heavy Duty Bell Battery. Size 6 1/2 x 4 1/2 x 2 1/2in..... 2/6
72 v. H.T. 1.5 v. L.T. Size 6 x 5 x 1 1/2in..... 2/6
150 v. H.T. Size 2 1/2 x 5 1/2 x 1 1/2in..... 5/6
67 1/2 v. Size 2 1/2 x 3 3/8 x 2 1/2in..... 4/6
60 v. H.T. 1.5 v. L.T. 3 1/2 x 3 1/2 x 1 1/2in..... 4/6
All batteries sealed and unused. All plus 1/6 post and pkg. Special reduction for quantities.

- 4-way Push Button Units, 2/6 each. Knobs for same, 3/- per doz.
- 5-way Push Button Units, 5/6 each, complete with knobs.
- VALVERITE COILS.** PA4, PO4, PA5, PO5, 1/3 each.....doz. 12/-
- VALVE HOLDERS.** Moulded B9A, 7/6; B7G 6/-; Int. Oct., 9/-; Eng. Oct.doz. 4/6
- VALVE HOLDER FITTED WITH LOWER CAN,** 1/6 per doz. extra. Screening Cans for B7G and B9A.....doz. 6/-
- Paxolin V/H Int. Oct. B9A, B7G, 5/- per doz.; Eng. Oct., 5-pin, 7-pindoz. 3/-
- BELLING-LEE PLUGS AND SOCKETS,** 5-pin, 1/9; 7-pin, 2/-; 10-pindoz. 2/6
- AIR-SPACED TRIMMERS,** 5, 10, 15, 20, 25, 50; and 75 of pre-set and spindle types, 2/- each.....doz. 21/-
- PYE PLUGS AND SOCKETS,** 1/6 per pair, " Tee " pieced.....each 1/9
- GROMMETS,** 1 grs. assorted grommets, 1/2in. to 1 in.....gross 8/6
- POST OFFICE LAMP JACKS No. 10 1/- each.....doz. 9/-**
- Lamp Covers for same.....doz. 3/-
- P74 2-pin plugs and sockets are now available, 3/6 each
- OUTPUT TRANSFORMERS.** Multi-ratio, 5/- each; Pentode or powereach 4/-
- WESTECTORS.** WX6, WX12, W12, W4, 1/- each.....doz. 9/-
- SIGNAL LAMP HOLDERS.** Panel mounting, complete with adjusting lampholder, 2/- each.....doz. 21/-
- TAG STRIPS.** 3-way, 2/-; 4-way, 2/6; 5-way, 3/-; 7-way, 4/-; 28-waydoz. 12/-

Please send S.A.E. for complete list of components available.

POINTER KNOBS. Small black with white line, standard 1/2in. spindledoz. 7/6

WANDER PLUGS. Red and black.....doz. 2/-

PHILIPS TRIMMER TOOLS. 1/- each.....doz. 10/6

CASH WITH ORDER OR C.O.D. ALL ORDERS DEPT. W.1. ALL ORDERS FOR LESS THAN £2 ADD POSTAGE

We invite your enquiries for items not listed

Trade Counter open 9 to 6 Monday to Friday

Also 9 to 1 Saturdays. Callers Welcomed.

WHOLESALE MANUFACTURERS' AND EXPORT ENQUIRIES INVITED

MIDLAND INSTRUMENT CO.

JOHN OSTER (U.S.A.) MOTORS, 12 v. 1.4-amp. D.C. shunt, speed 5,600 r.p.m., fitted enclosed reduction gearbox, with 2 outlet shafts in line with motor, 1/2in. dia., 1 1/2in. long, 1 1/2in. between centres, providing very powerful drives of 6 and 24 r.p.m., also another shaft at right angles to motor which has a fine adjustment 1/2in. linear reciprocating movement 34 times a minute, size overall 7 1/2in. long, 3 1/2in. wide, 3 1/2in. high, easily the finest of ex Govt. motors well worth £12 our price as brand new 30/-, post 1/6.



HUGHES 12-VOLT D.C. SHUNT MOTORS, taking 1.25 amps., up to 2-amps. on load, speed 5,000 r.p.m., external reversing terminations, size 3 1/2in. long, 1 1/2in. dia., 1/2in. shaft, weight 20 oz., oil impregnated bearings, balanced armature a very superior powerful motor, original cost over £7, our price new unused 10/-, post 1/3, 2 for 20/-, post paid. Ditto, fitted reduction gears, giving final drive of either 320 or 160 r.p.m. (state which required), 12/6, post 1/6, 2 for 25/-, post paid.

SLYDLOCK FUSES, 5-amp. back terminations, brand new, 1/6, post 4d., 15/- doz., post 1/1, ditto 16 amp. and terminations, brand new, 1/6, post 4d., 15/- doz., post 1/3

BURGESS MICRO SWITCHES, 2 types, red spot, normally closed, or green spot, normally open, new unused, 1/9, post 4d., 18/- doz., post 1/3, reduction for quantity.

ACHROMATS by Boss or Taylor Hobson, new and perfect, 5 types all 40 mm. dia., 1/1.7, 1/2, 1/2.3, 1/2.7, f.3, focal lengths are approx. 2 1/2in., 3in., 3 1/2in., 4in. and 4 1/2in. respectively, unmounted, 10/- each post 6d., in brass mounts 12/6, post 1/-

MAINS BLOWERS, 200/250 v. A.C./D.C. 1-amp., 5,000 r.p.m., consists of the motor with attached enclosed fan, and funnel intake 1 1/2in. dia., side outlet 1 1/2in. x 1 1/2in., plinth base 5in. x 4 1/2in., finish black crackle and die cast aluminium, size overall 9in. long, 4 1/2in. wide, 5 1/2in. high, weight 7 1/2lb., a very superior blower, offered at a fraction of original cost, new unused, 25/-, post 3/-

BATTERY CHARGER KITS. Consists of a G.E.C. full wave rectifier with associated Douglas 200/250 v. mains transformer, all brand-new components, to charge a 12-v. battery at 1-amp., 15/-, post 1/6, to charge a 12-v. battery at 1 1/2-amps., 25/-, post 2/-, to charge a 12-v. battery at 3 amps., 35/-, post 3/-

CRYSTAL SET KITS. Consists of a Repanco low-loss M. & L.W. coil, with circuit 0.005-mfd. Wavemaster var. conds. with pointer knob, germanium crystal, w/e switch 4 Clix plugs and sockets, all new components, 10/-, post 10d., Brown's headphones, 120-ohms, fitted 6tt. leads, new boxed, 7/6, post 1/-

MOTOR GENERATORS. Size 4 1/2in. long, 2 1/2in. dia., totally enclosed, black crackle finish, fit one to your car, with a 12-v. input, the output will operate your mains A.C./D.C. electric razor, ideal for caravanners, campers, tourists, etc., new unused, 12/6, post 1/9

HAND GENERATORS. Generates 28-v. L.T. and 300-v. H.T. through the enclosed gearbox attached to the generator, complete with ratchet handle, easily converted to a mains motor with reduction drives of 60, 12 and 2 r.p.m., fraction of original cost, 15/-, post 2/6

RELAYS' Midget 1,000-ohms, single pole changeover, weight 2 oz., 2/6, post 4d., ditto 60-ohms, 3-pole make, 2/6, post 4d., U.S. type 7,000-ohm, single pole make, weight 6oz. 5/-, post 9d., Siemens H.S. relay 145-ohm coil, single pole changeover, plat. contacts, 5/-, post 9d., all relays are new unused.

Many other bargains; send stamped addressed envelope for lists.

MIDLAND INSTRUMENT CO., MOORPOOL CIRCLE, BIRMINGHAM, 17

Tel.: HAR 1308

INDICATOR UNITS ID-16/TPS-IA

PART OF RADAR Type AN/TPS-IA. BRAND NEW



Supplied complete with

Tray of spares including a high sensitivity (20,000 ohms per volt and 60 megohms) NINE RANGE Universal Test Meter type TS-96/TPS-I or Voltage Divider type TS-98/AP in specially made chests and in original packing.

Also available any American or U.K. Govt. Surplus Equipment for Navy, Army and Air Force.

Full details and prices from:


ELECTRICAL & WIRELESS SUPPLY CO.
69 Church Road, Moseley, Birmingham 13

MANCHESTER

AUDIO CENTRE Phone: ARDwick 5762
LANCASTER HI-FIDELITY COMPANY
are stockists of
all leading makes of QUALITY EQUIPMENT
F.M. TUNERS by Armstrong, Dynatron, Pye, etc.
COLLARO TAPE DECKS — immediate delivery.

Hire Purchase and Credit Terms available.

L.H.F. 144 OXFORD ROAD
L.H.F. MANCHESTER 13
Bus Route — 41 or 42 to Roxy Cinema.



SG50 SIGNAL GENERATOR covers 100 kc/s to 80 Mc/s in six continuous ranges on fundamentals (not harmonics) either modulated 400 cps. or CW. Frequency accuracy 2%. Uses EF91, 6C4 and RM1 with double wound mains transformer. The scale is directly calibrated on all ranges with total scale length over 60 inches. Housed in de luxe olive green metal case with carrying handle with scale of engraved Perspex. Size 9in. x 13in. by 4in. deep. Only £3/10/-, plus 6/- carriage and packing.
VV60 VALVE VOLTMETER measures up to 250 volts A.C., R.F., and A.F. with input impedance of 11 Megohms. Complete with probe unit ready for mains operation at £7/10/6, plus 4/6 carr./packing.
CR50 BRIDGE measures from 10 pFd to 100 mFd and from 1 ohm to 10 Megohms in fourteen ranges, having total scale length of over 120 inches. Indication of balance is given by a magic eye fed from a high gain pentode amplifier. Leakage test for condensers. Internal standards are "Constantan" 1% resistors. In case specially designed for bench use with sloping panel. Complete and ready for operation from A.C. mains. ONLY £7/18/- plus 4/6 carr./packing.
 Further details sent by return of post on receipt of self addressed, stamped envelope. Trade supplied direct.


RUSH your order now to:-

GRAYSHAW INSTRUMENTS

126 SANDGATE HIGH STREET, FOLKESTONE, KENT.

Phone: Folkestone 78618

RELAYS P.O. TYPE 3000



BUILT TO YOUR SPECIFICATION
QUICK DELIVERY
KEEN PRICES
CONTACTS UP TO 8 CHANGE OVER

METERS GUARANTEED

F.S.D.	Size	Type	Price
100 Microamp	2 1/2 in.	MC/FR	50/-
250 " (multirange scale)	3 1/2 in.	MC/FR	55/-
500 " "	2 in.	MC/FS	27/6
500 " (scaled 0/15 KV)	2 1/2 in.	MC/FR plug type	18/6
1 Milliamp	2 in.	MC/FS Elliott 5Q/87	27/6
30 " "	2 1/2 in.	MC/FR	12/6
100 " "	2 1/2 in.	MC/FR	12/6
200 " "	2 1/2 in.	MC/FR	12/6
500 " "	2 1/2 in.	MC/FR	12/6
20 Amp.	2 1/2 in.	MI/FR	25/-
50 " "	5 in.	MI/FR	60/-
50-0-50 Amp.	2 in.	MC/FS	12/6
15 Volt	2 1/2 in.	MI/FR	15/6
10 " "	2 1/2 in.	MCR/FR	30/-
20 " "	2 in.	MC/FS	10/6
40 " "	2 in.	MC/FS	10/6
300 " "	2 in.	MC/FS	10/6
300 " "	2 1/2 in.	MI/FR	25/-
300 " "	5 in.	MI/FR	60/-
2,000 volt	2 1/2 in.	ES/FR	40/-

INSTRUMENT RECTIFIERS. Full Wave Bridge 1 m/a. 8/6, 5 m/a. 7/6, 50 m/a. 5/-. Post 6d.
TELEPHONES—SOUND POWERED—NO BATTERIES REQUIRED. Just connect with twin flex for clear speech. Transmitter/receiver units 9/- per pair. Twin flex 4 1/2 yard. Post 1/-.
 If 2 units are connected in series and one used for speaking and one for listening, perfect 2-way conversation can be made.
 Alternative offer. 2 similar units connected in series and fitted with cord and plug. 12/6. Sockets for plug 1/3. Post 1/6.
RADIATION MONITORS. Phillips Type 1092c. A portable self-contained unit in haversack, measuring Gamma Radiation. Scaled 0 to 10 millirontgens per hour, using Mullard Geiger Counter MX115. £25.
INSTRUMENT LAMPS. 3 volt miniature, for Aircraft Inst., Sextants, etc. 25 in box, 36/- doz.
JACK PLUGS and Sockets, 2 Contact, 5/8 per pair, post 9d.
HEADPHONES. Sensitive Balanced Armature Type DHR, 17/6 per pair. Post 1/6.
HEADPHONES. High resistance 4,000Ω Type CHR new 12/6 pair, post 1/6.
FREQUENCY MODULATOR. As described in June issue p. 252, for making a Wobbulator. 10/6. Post 2/-. Also 955 valve with holder. 7/6.
TRANSFORMERS. Normal primaries, 350-0-350 v. 120 m/a. 2x 6.3 v. and 5 v. tropicalized. 25/- Also 150 m/a. with extra 6.3 v. 30/- Post 2/6.
VARIAC TRANSFORMERS. 80 CO 7.5 amps enables mains to be kept constant. 130/- Cge. 7/6.
RACKS—POST OFFICE STANDARD. 6ft. high with U-channel sides drilled for 19in. panels, heavy angle base. 4ft. 10in. also in stock.
INSPECTION LAMP. Fits on forehead leaving hands free, battery case clips on belt 7/6. Post 1/6. Takes E.R. Battery No. 1215 2/9 post 9d.
PHOTOMULTIPLIER No. 931A. Ideal for film scanning, spectrography, Alpha counting, colorimetric measurement, etc., supplied complete in lightproof chamber with lamp, wired with the resistor network, 70/-.
AMPLIFIERS. A high-fidelity unit with separate Bass and Treble controls, constant impedance attenuator for setting volume level. 15 watt output, for 200/250 v. A.C. mains operation. Ideal for P.A. work, dances, etc.
LESS VALVES, £12/10/-. Complete with valves, £15/12/6. Cge. 12/6.
RECEIVER R1155. Brand new, Aerial tested. In maker's original transit case, £11/19/6. Carr. 10/6. Publication giving circuit diagrams, etc., 4/3.
45 Me/s PYE I.F. STRIP. These vision units are brand new and complete with 6 EF50 valves and EA50. Out price only 65/-. Post 3/-.
TELEPHONE SETS. For perfect communication between 2 or more positions. Wall Type, one, pair of units, £5. Batteries 5/6. Twin wire 5d. yard. Desk Type, now available, latest modern style. Two complete units ready for use, £8/17/6. Wire 5d. per yard. Post 3/-.
ROOM THERMOSTAT. Adjustable between 45 and 75 deg. Far. 250 v. 10 amp. A.C. Ideal for greenhouses, etc., 35/- Post 2/-.
GEARED MOTORS. 4 R.P.M. at 12 v., 8 R.P.M. at 24 v. 35/-, post 2/-.
VENT-AXIA FANS—EXTRACTION OR INTAKE. 230/250 volts A.C. 6in. diam. blades 130/-, 12 volt D.C. 90/-, post 2/9.
GENALEX EXTRACTION FANS. 230/250 volt 50 cv. Induction motor 1,350 r.p.m., 85 watts, 9in. blades, silent running, £6/15/-. Cge. 7/6.
RATIO ARM UNITS. Sullivan. 600 ohms + 600 ohms, 50/- Post 2/-.
WHEATSTONE RESISTANCE BRIDGE. 1 to 10,000 ohms. Plug type £5.

ELECTRO MAGNETIC COUNTERS



Post Office type 11A, counting up to 9,999, 2 to 6 volts D.C. 3 ohm coil, 12/6 each. Post 1/-. Many other types in stock.

ROTARY CONVERTERS. Input 24 volt D.C. Output 230 volt A.C. 50 cv., conservatively rated at 100 watts, 92/6. Also available in a strong ventilated metal case with switch, input plug and output socket, 105/- Cge. 7/6.

L. WILKINSON (CROYDON) LTD.
 19, LANSPOWNE ROAD, CROYDON

Phone: CRO. 0839 Telegrams: "WILCO," CROYDON

IMPROVE YOUR TELEVISION RECEPTION

Explains how to get the best from a television receiver

By John Cura and Leonard Stanley. Gives a clear and comprehensive explanation of the functions of the various controls on a television set with precise instructions on how to operate these controls to obtain the best results on the screen. Also covers interference and tells how it may be minimised or eliminated and the choice and installation of aerials and Band III converters.

Over 100 "tele-snaps" from screen photographs

5s. Od. net. from all booksellers


BY POST 5s. 4d.

Published by Hiffe & Sons Ltd., Dorset House, Stamford St., London, S.E.1

—UNIVERSAL ELECTRONICS—

Whether new or used, all equipment is guaranteed to be in perfect condition

COSSOR Double Beam Oscilloscope



Type 339. IMPROVED VERSION of the OBSOLETE Type 3339.

Time Base Frequency. 6 to 250,000 c.p.s.
 Amplifier. 43 mV RMS/mm. 10 to 100,000 c.p.s., 3dB. 1.3 mV, RMS/mm. 10 to 100,000 c.p.s., 3dB (2 stage).
 10 mV RMS/mm. 10 to 2,000,000 c.p.s., 3dB (2 stage).
 Deflector Coils. 2 mm/mA RMS.
 Power Supply. 110-250V A.C. 120 watts.
 Sensitivity. Y1, Y2 3.1V D.C. 1.1V RMS (volt/mm.) X 2.25V D.C. 0.8V RMS (volt/mm).
 Screen Diameter. 114 mm. **£30**
 In good working condition. PRICE

Also supplied Rebuilt to Laboratory standard and guaranteed for 3 months. Prices on request

U.S.A. BENDIX RADIO

LM7 - 10 - 13 - 14



FREQUENCY METERS

125 Kc/s—20 Mc/s, power 12V-180V; crystal calibrated, CW-MCW. Accuracy 0.01%. Power supplies to order.

In perfect condition.

Please write for quotation.

BC221

FREQUENCY METERS

Range 125 kc/s—20 Mc/s

In perfect condition

McMICHAEL NOISE GEN CT82

Power 115-250V A.C. for receivers 100 Kc/s-160 Mc/s. Metric radar rec. wide band I.F. amp. Built-in output meter, noise % meter.

BRAND NEW £45

HICKOK VALVE VOLTMETER

2.5-10-25-250-1,000V-mA D.C.
 Input imp. 9MΩ.
 2.5-10-25-250V A.C.
 Input imp. 12MΩ 116 pF to 100 Mc/s.
 R.F. probe.
 Power 110V A.C.
 Ohms up to 1,000 MΩ.

BRAND NEW £30

E.M.I. Disc Cutters

FERROGRAPH 2AN Tape Recorders
 RODGERS Amplifiers
 TANNOY Amplifiers
 GRUNDIG 820 Tape Recorder **£75**

BRITISH & U.S.A. VHF/UHF - 10cm 3cm 1.5cm TEST EQUIPMENT

TS-3/AP Power and frequency meter S-band
 TS-14/AP Signal Generator frequency meter S-band
 TS-15/AP Fluxmeter 1.2-4.5K Gauss
 TS-33/AP Frequency meter X-band
 TS-34/AP Portable oscilloscope Fast sweep
 TS-35/AP Sig. gen. pwr. and freq. mtr. X-band
 TS-36/AP Power meter X-band
 TS-45/APM-3 Power and freq. meter X-band
 TS-47/APR Signal generator 40-500 Mc/s

TS-56/AP Standing wave ind. L-band
 TS-61/AP Echo box S-band
 TS-62/AP Echo box X-band
 TS-89/AP Voltage divider X and S-bands
 TS-120/VI Sign. gen. pwr. meter X-band
 TS-127/U Frequency meter 375-725 Mc/s
 TS-174/U Frequency calibrator 20-280 Mc/s
 TS-175/U Frequency Calibrator 95-1,000 Mc/s
 TS-226/AP Wattmeter to K KW 400-425 Mc/s

FEDERAL SIG-GEN

Power 110V A.C.
 Int.-ext. mod. to 50%
 Buffer stage
 Carrier-mod. meter.
 9.5 Kc/s-50 Mc/s.
 1μV-100mV, IV output.

£120

PHILIPS SIG-GEN

100 Kc/s-30 Mc/s.
 Carrier meter.
 400-2,500 c/s. mod.
 Built-in output meter.

£40

ERSKINE SCOPE

Power 115V-250V A.C.
 Double beam
 Time base 2 c/s-750 Kc/s.
 Y₁-Y₂-X amplifiers.
 1μ sec.-10μ sec. markers.

£70

EDISWAN LOW FREQ. OSC.

R/C circuit, aut. output cont.
 1.4-5500 c/s.
 Accuracy ±2%.
 Output 50V-p.p. push pull 25V p.p. unbalanced.
 Power 200-250V a.c.

£50

STOCK RANGE of ADVANCE · AVO · TAYLOR · MARCONI TFI44G · FURZEHILL TEST EQUIPMENT

22/27 LISLE STREET, LEICESTER SQUARE, LONDON, W.C.2

Write, Call or Telephone GERrard 8410

Shop hours, 9.30 a.m. to 6 p.m. Thursday 9.30 a.m. to 1 a.m. OPEN ALL DAY SATURDAY

TELEVISION AERIAL COMPONENTS

DESIGNED FOR CONSTRUCTING BAND I & BAND III T.V. AERIALS
 ELEMENT DIMENSIONS SUPPLIED FOR ALL CHANNELS

Selecting at random from our new multi-page catalogue :

- ★ Band III Folded Dipoles (As illustrated)
- ★ Reflector and director rod holders
- ★ Masthead Fittings for 3/4", 1", 1 1/2" and 2" Masts
- ★ Mast Coupling units for 2" Masts
- ★ Insulators, both Rubber and Plastic (As illustrated)
- ★ Alloy Tubing for Elements, Cross-boom and Masting

Send 1/- P.O. for the revised, fully illustrated catalogue to :

FRINGEVISION LTD., Marlborough, Wilts. Phone 657/8



All your TV Components from one source



including Pinnacle Valves - guaranteed for One Year

Types available for SAME DAY despatch

Table with columns: Pinnacle No., Type, List Price, P.T., and corresponding Pin-nacle No., Type, List Price, P.T. for various electronic components.

Send headed paper for Trade Terms, C.W.O. or C.O.D.

Please add postage and packing (1/6 up to 10/-, 2/- up to £1, 2/6 up to £2). Ordering a number of items at one time will show a considerable saving.



REPLACEMENTS 134/136 LEWISHAM WAY, NEW CROSS, S.E.14. Telephone: FL1BAK, London, S.E.14

CHAS. H. YOUNG, LTD.

- GLASS AERIAL INSULATORS. 1/6 ea., small shell porc. 4 1/2 ea., or 4/- doz. Plus post. CONDENSERS. TCC type III, 8 mfd. 1,000 v. List over £3. Only 10/6. Post 1/9. 8 mfd. 750 v. 5/6 ea. Post 1/6. SHADED POLE MOTORS. Heavy duty type totally enclosed made for professional tape deck. 35/- ea. Post 2/6. MINIATURE ROTARY TRANSFORMERS. 12 v. input, output 360 v. 30 m.a. Cont. or 310 v. 70 m.a. intermittent. 21/- ea., or 2 for £2. Post 1/6. AMERICAN 807 VALVES. New, boxed, 7/6 ea.; 4 for 25/-. ELECTRON MULTIPLIERS Type 931A. Only 35/- ea., or 2 for £3. Holders available at 2/- ea. CRYSTAL HAND MICROPHONES with polished grille and handle, four foot of screened lead. Only 21/- P. & P. 1/- WORTH DOUBLE. POWER UNITS IN BLACK METAL CASE. 200/260 v. input, 200/250 v. 60/80 ma. output, fully smoothed and filtered, also gives 31 v. D.C. and 6.3 v. .3 a. A.C., fitted with 6X5 rectifier. Only 50/- ea. Carr. paid. COPPER AERIAL WIRE. 14 g. H/D 140ft. 17/- 70ft. 8/6. P. & P. 2/- Stranded 7/25, 140ft. 10/- 70ft. 5/- P. & P. 2/- CERAMIC FORMERS. 2 1/2 x 1 1/2. Ideal for V.F.O. or turrets. 1/9 ea., or 17/6 per doz. RACK MOUNTING PANELS all 19in. long by 5 1/2in., 7in., 8 1/2in., 5/9, 6/6, 7/6, 9/- respectively. Post 2/-. ABSORPTION WAVEMETERS. 3 to 35 mc. in 3 switched bands, complete with indicator bulb. 15/- Post 1/-. TRANSMITTER TUNING CONDS. by Johnson. U.S.A. 500 pf. 1,550 v. rating, ceramic insulation. 15/- ea. Post free HEADPHONES. High resistance (4,000 ohms.), very sensitive. Bargain price only 12/6 pr. P. & P. 1/6. AMERICAN BREAST MIKES. Swivel Head. Push to talk and lock on switch. Beautiful job. Only 12/6. P. & P. 1/6. BRITISH BREAST MIKE UNIT complete with pr. of 4,000 ohm phones in strong wooden carrying case, 8 1/2 x 4 1/2 x 7 1/2. Ideal for mobile operators. Only 17/6. P. & P. 2/-. LOW RESISTANCE HEADPHONES. New ex-W.D. stock. C.L.R. type. only 8/6 pr. P. & P. 1/6. Special Terms Quantities.

NO C.O.D. UNDER £1. All Mail Orders to Dept. 'W'. Please print your name and address. CHAS. H. YOUNG LTD., 110 DALE END, BIRMINGHAM, 4. Phone: CENTRAL 1635

BAND 3 T.V. CONVERTOR 183/196Mcs. Kit of parts complete to build this most successful unit, comprising drilled chassis, valves, coils, res., cond., etc.; slightly modified version (Wireless World, May, 1956). £2/5/- post free. send for blueprint and wiring diagram, 1/8 post free Power Pack Components, including mains transf. and met. rect., 30/- extra. Provision has been allowed on chassis for Band 1-Band 3 switching. Suitable for most types of T.V. sets, T.R.F. or superhet. B.B.C. BREAK-THROUGH FILTER, tunable filter unit for B.B.C. pattern rejection, 8/6.

RADIO-GRAM CHASSIS 5 VALVE SUPERHET, LATEST B.V.A. MIDGET SERIES VALVES 3 WAVEBANDS.—L.W. 800m-2000m, M.W.200m-550m, SW. 16m-50m. Chassis size 13 1/2 x 5 1/2 x 2 1/2in. Attractive Glass Dial 10 x 4 1/4in. edge lit by 2 pilot lamps. Horizontal or Vertical Station Names and 4 control knobs, walnut or ivory to choice. 4 position W/C switch, L.M.S. and Gram. P.U. sockets. Modern circuitry, all coils adjustable, dust coated and only quality components used throughout. Delayed A.V.C. and neg. feedback. A.C. mains 80.0-250 v. Double wound transf. isolates chassis from mains. Aligned and calibrated ready for use. BRAND NEW & GUARANTEED £9.15.0 Carr. and ins. 4/6. 8" and 10" speakers suitable for this chassis available. 7-Valve De Luxe, push-pull version, 7-watt output £12.10.0.

RECORD PLAYER BARGAINS 3-speed COLLARO Gram unit with Studio Hi Fi pick-up £5.19.6 carriage 2/6. Latest 4-speed COLLARO auto-changer with Studio 'O' pick-up, 10 gms. carriage 3/6. 4-speed Garrard auto-changer 91 gms., carriage 3/6.

ELECTROLYTICS Leading Makes New Stock TUBULAR CAN TYPES 80 ohm CO-AXIAL SPECIAL.—Semi-air spaced polythene standard 1/4in. diam. Stranded core. Feeder losses out 80%, 9d. yard. 5/6 Standard 1/4in. Grade A, 8d. yard. 6/- COAX PLUGS 1/2 SOCKETS 1/8- COUPLERS 1/3. OUTLET BOXES 4/6. BALANCED TWIN FEEDERS per yd., 6d. Special 300 ohm TWIN FEEDER 8d. TWIN SCREENED FEEDER per yd., 1/3. TYGAN FRET (Murphy pattern) 12in. x 12in., 2/-; 12x18in., 3/-; 12x24in., 4/-, etc. SPEAKER FRET.—Expanded Bronze anodised metal 8x8in., 2/3; 12x8in. 3/-; 12x12in., 4/3; 12x16in. 6/-; 24x12in., 8/6, etc. TYGAN FRET (Murphy pattern) 12in. x 12in., 2/-; 12x18in., 3/-; 12x24in., 4/-, etc.

JASON F.M. TUNER UNIT 87-105 m/cs Kit of parts to build this modern and highly successful unit complete with drilled chassis and J.B. dial, wound coils and screening cans, 4 E.V.A. miniature valves and all necessary quality components, etc. for only £6/10/- post free. Superior dial calibrated m/c, edge lit by 2 pilot lamps, 12/6 extra. Power Pack components. Kit including double wound mains transformer £2/5/- extra. Tested and approved by "Radio Constructor," etc. Illustrated handbook with full details 2/-, post free. RESISTORS Carbon type. Pref. values 10 ohms-10 megohms, 20% Tol. 1/4 w. 3d.; 1/2 w. 5d.; 1 w. 6d.; 2 w. 9d.; 10% Tol. 1/4 w. 9d.; 5% Tol. 1/2 w. 1/-; 1% Hi-stab. 1/2 w. 2/-. WIRE WOUND TYPES Wire ends. Silicone coated. 25 ohms-10,000 ohms, 5 w., 1/3. 10 w. 1/6. 15 w. 2/-. LINE CORD 3a 60 ohms per ft., 2a 100 ohms per ft., 2 way 6d. per ft., 3 way 7d. per ft. LOUDSPEAKERS P.M. 3 OHM. 5in. Celes., 17/6; 6in. Celes., 18/6; 7x4in. Goodman's Elliptical, 18/6; 8in. Elac., 20/-; 8in. Goodman's special, 21/6; 10in. E. and A. 25/-; 12in. Plesey, 35/-; 8in. M.E. 2 x ohms field, tapped O.F. trans 24/6; 3 1/2in. Elac 17/6. S.T.C. RECTIFIERS E.H.T. types K3/25 2 Kv., 4/3; K3/40 3.2 Kv., 6/-; K3/45 3.6 Kv., 6/6; K3/50 4 Kv., 7/3; K3/100 8 Kv., 12/6, etc. Mains types. RM1 125 v. 60 mA., 4/-; RM2 125 v. 100 mA., 4/9; RM3 125 v. 120 mA., 5/9; RM4 250 v. 275 mA., 16/-. RM4B type. 275 v. 276 mA., 17/6. LT types FW bridge 0-12 v. 1 1/2 a., 8/9; 5 a., 15/6; 4 a., 18/6; 6 a., 21/6 each. PRE-SET W/W POTS T.V. knurled slotted knob type, 25 ohms to 30,000 ohms, 3/-; 50,000 ohms, 4/-; 50,000 ohms to 2 Megohms (carbon), 3/- VOLUME CONTROLS Midget log type, long spindles, all values 10,000 ohms to 2 Megohms. Less sw., 3/-; S.P. sw., 4/-; D.P. sw., 4/6. Linear types all values 10 ohms to 2 Megohms less switch 4/-. Guaranteed 12 months.

TRS RADIO COMPONENT SPECIALISTS 70 BRIGSTOCK RD., THORNTON HEATH, SURREY Phone: THO 2188. Hours 9 am.—6 pm., 1 pm. Wed. Open all day Saturday. BY THORNTON HEATH STATION. BUSES 130A, 133, 169, 166, 190. Terms: C.W.O. or C.O.D. Kindly make cheques, P.O.s. etc., payable to T.R.S. Post & Packing up to 3lb. 7d., 1lb. 1/1. 3lb., 1/6. 5lb. 2/-, 10lb., 2/9. Bargain Lists, 3d.

HANNEY OF BATH OFFERS

VIEWMASTER 3 STATION T.V. TUNER (P. Television)
Denoc collect with screens, can and screws 30/-; Denoc switch, Fine Tuner, Coil mounting plates and tag panel 27/-; Kit of resistors 7/6; TOC condensers kit with two printed circuits, valve holders etc. 43/-; Gain controls 3/3 each; Co-ax P/8kt. 2/6; Valve cans 1/3 each. Complete kit of parts for the TUNER, with the two Genuine MULLARD Valves, nuts, bolts, wire co-ax, etc. 28/19/6. Denoc Collect for conversion of the V-Master 8/V chassis to the I.F. amplifier 20/-. OR Complete kit of 8/V conversion components 39/6. All Standard V-Master items in stock. Full list available.

MULLARD 3 VALVE 3 WATT AMPLIFIER
Punched chassis 10/8; Gilson Trans. Mains 35/-; Output 25/6. Elstone Trans. Mains 35/-; Output 21/-; Condenser kit 20/-; Resistor kit with 3 pots. 22/6. Complete kit with Genuine MULLARD VALVES 28/19/6. Full list available.

MULLARD 510 AMPLIFIER.
Erie Resistors 27/-; TOC Condensers 45/-; Elstone Mains Trans. 36/- (100 ma.); 42/6 (120 ma.); Output Trans. 45/- (6K or 8K); Gilson mains trans. 60/- (140 ma.); Output Trans. 47/6 (8K or 8K); Ultra Linear type 52/8; Partridge Mains Trans. 65/6, Output Trans. P.3667 55/6; Partridge Ultra Linear type P.4014 99/6. Denoc. punched chassis 19/6 with base plate; Printed front panel 6/8; Type 'A' and 'B' Chassis (panel not printed) 8/6 and 12/6 respectively. Condensers 'A' 15/6 'B' 24/6; Resistors 'A' 17/6, 'B' 35/6 (with pots). Full list available, giving details of complete kits.

OSRAM 912 PLUS AMPLIFIER
Erie resistor kit, 17/4; Erie 1 meg. pots, 4/6 each; TOC condenser kit, 55/-; PARTRIDGE components with loose lead terminations (includes packing charge), Mains trans., 65/6; choke, 34/6; output trans., 85/6; V.B. Components. Choke 18/9; output trans., 32/-; Denoc drilled chassis, 14/6; Denoc 912 Plus printed panel, 7/8; pre-amp. or passive chassis, 6/-. Full list available.

COMPONENTS are still available for the following P.M. TUNERS:—Wireless World, Mullard, Osram 912; Denoc Maxi-Q. List available.

WIDE ANGLE COMPONENTS. ALLEN. Telexing Chassis, 50/-; Coils (TK and Super-Visor), 44/6; L.O.308, 40/-; F.O.305, 21/-; D.C. 300c., 39/6; FC302, 31/-; G.L16 and 18, 7/6 each; 8C.312, 21/-; AT.310, 30/-; OE.117, 9/-; BT.314, 15/-; DENOC Chassis Magnaview, 37/6; Chassis, Super-Visor, 51/6; Coils Magnaview 41/2; WA/DCAI, 43/-; WA/FCAI, 31/-; WA/L0I and WCL, 7/6 each; WA/FMAI, 21/-; WA/LOI, 42/-; WA/FBI, 16/-.

Send stamp for lists. Please add 2/- postage to all orders under 43 (excess refunded).

L. F. HANNEY

77 LOWER BRISTOL ROAD, BATH

Tel.: 3811

HATFIELD IMPROVES EVEN ON "PERFECT" WAVEFORM

(With apologies to you know who)

Even on perfect waveform? Well, it's a bit difficult when the distortion is as low as 0.28 of 1%, but we have managed it, and, even more important, with fewer components, and the oscillator is now complete with directions for working at 50 Kc/s or up to 75 Kc/s.

Bias Oscillator Coils. The HATFIELD oscillator has COMPLETE STABILITY, LESS THAN 0.28 of 1% distortion, R.M.S. output voltage 50% greater than the H.T. voltage, 1 valve, 1 coil, simple circuit.

Sounds incredible, but it is GUARANTEED. Send for copy of N.P.L. report. The HATFIELD oscillator is now made with output impedances to suit any Head on the market.

TAPE RECORDISTS | Are you Completely satisfied with your recordings? Bad waveform in an oscillator can cause DISTORTION due to intermodulation, NOISY BACKGROUND due to D.C. component in an asymmetrical waveform and INTERFERENCE with radio due to harmonics beating with incoming signal. The fundamental frequency cannot cause audible beats.

COIL, complete with circuit, 10/6 post free. Patent app. for.

THE "VISCOUNT" tape recorder, successor to the "Herga" and making FULL use of the push-button facilities of the wonderful new Motek K8 deck, Servo brakes, Button control of Amplifier roller, pads and brakes. Adjustable Azimuth and possibility of changing from B.S.I. to Continental Standard. But write for leaflet and judge whether this is not the best value in recorders at 42 guineas, or £22/2/- down and 12 monthly payments of £2/3/1, or £7/2/6 down and 8 monthly payments of £5/4/-.

BIAS REJECTOR COILS
Even a small amount of bias frequency getting into the amplifier can cause a lot of trouble, and nearly all tape recorders need a rejector coil to prevent this.

COIL, complete with instructions, 5/6 post paid.

MOTEK TAPE DECKS
The famous K8 deck; twin track, two speed, with push buttons and SERVO braking, is a beautifully finished job at only 20 gns. Post free. Or H.P. terms on application.

HATFIELD RADIO

78 STROUD GREEN RD., LONDON, N.4

NEW G.E.C. MOBILE RX/TX complete with 12 v. rotary power unit, 80.9, 81.1, 81.3 Mc/s, 7 watt output. Special price £25.

1294 RECEIVERS in good order, £20 each.

MULTI-RANGE TEST METERS by Weston, Radio City Products and other well-known makers.

SPECIAL OFFER of Constructor's parcel of 100 assorted resistors comprising 1/2, 1/2, 1 and 2 watt from 10 meg.-22 ohms, 12/6.

MEGGER SAFETY OHMMETER 1. Perfect, £3.

H.R.O. SENIOR RECEIVERS. With A.C. P.P., 5 coils, £28.

D.S.T. 100 RECEIVERS, as new. Coverage is 7 bands from 30 Mc/s. to 50 Kc/s., £20 each.

HALLICRAFTERS SX28, S27, S41, S38, etc. Perfect cond.

AR88LF, AR88D, CR100, from stock.

CANADIAN R.103 RECEIVERS, as new, modified, for A.C. working, £14.

A.C./D.C. MOTORS suitable for sewing machines, 47/6 each.

A.C./D.C. 12 v.-15 v. MOTORS, long spindle for models, 15/- each.

NEW M/C MICROPHONES, hand type, with 12 yds. heavy duty screened cable, £3 each.

TEST EQUIPMENT. We hold a comprehensive stock. Multi-range meters at 1,000 and 20,000 o.p.v., valve testers, signal genes.

RECTIFIERS, 12 v., bridged, 8 amps., 18/6 each.

MAINS TRANSFORMERS. 350-0-350 v. Ellison at 120 mA. 6.3 v. 5 a., C.T. 5 v. 3 a., 37/6. Full range of all types of Ellison products in stock.

F.M. DEVIATION METER, in perfect working order, £20.

PARTRIDGE TRANSFORMERS, 100 m/a. 250-0-250 v., 6.3 v., 110-230 v. input, £1 each.

H.R.O. COIL, 0.48-0.96 Mc/s., etc., at £2/5/- per coil.

Your post enquiries welcomed. S.A.E. for reply, please. Orders, C.W.O. or pro-forma invoice, no C.O.D. Prices quoted do not include carriage and packing.

Callers welcomed—all stock must be sold within six months. Great Bargains

SERVICE RADIO SPARES


4, LISLE STREET, LONDON, W.C.2

Telephone GERrard 1734



GERMANIUM JUNCTION RECTIFIERS

For medium-power application where high efficiency is essential but space limited, these diffused alloy junction-type rectifiers give outstanding performance. They are sturdily constructed, easily mounted and have a working life of many thousands of hours. A new moulded form of construction provides greater stability in service.



Small Size

Overall length including fittings 3/8 in. Diameter 1/8 in. The rectifier is illustrated actual size.

High Efficiency

Excellent forward conduction characteristics which do not deteriorate with age. Voltage drop less than 10% of that across an equivalent thermionic, or dry plate rectifier.

Low Heat Dissipation

At full rating in an ambient temperature of 55°C the dissipation is less than 1/4 W.

TYPE	Peak Inverse Voltage (V)	FORWARD CURRENT (H/A)		
		at 25°C	at 55°C	at 80°C
GJ3—M	200	550	175	—
GJ5—M	300	550	175	—
GJ6—M	100	750	400	60

BRITISH THOMSON-HOUSTON

THE BRITISH THOMSON-HOUSTON COMPANY LTD · RUGBY · ENGLAND

Member of the AEI group of companies



MORSE KEY

Bendix manufacture ... 7/- each

HIGH RESISTANCE HEADPHONES

2,000 ohms. Brand new, ex-W.D. boxed, type D.H.R. 15/- per pair, postage 1/-.

LOW RESISTANCE HEADPHONES

Brand new, ex-W.D. boxed, type C.L.R., 5/6 per pair, postage 1/-.

JOHNSON'S VARIABLE CONDENSER TYPE 500

E20 single 500 pF 2,000 volt. 9/- each.

SPARE PARTS FOR AR 88-D. & L.F.

	Each
Mains transformers.....	£4
Output transformers	30/-
Filter chokes	25/-
I.F. transformers	15/-
V.F.O. transformers	15/-
Main Variable Condenser (L.F. only)	35/-
Block condenser 3 x 4 μ F	25/6
Band switches	37/6
Antenna trimmers	3/6
Phasing trimmers	3/6

All the above spare parts are fully guaranteed to be in excellent working order.

FIELD TELEPHONE TYPE "F". In excellent working condition, £3/10/- each. Carriage 5/-.



MICROPHONES & RECEIVER HEADGEAR

Assy. No. 2 (ZA2905) consisting of 100 ohms impedance MC headphones, Tannoy high-power microphone.

18/- each

AMERICAN VALVE TESTER Model 314, individual leather switches for each tube element. Roll Chart for American type valves. 220/30 V. A.C. Brand new in nice wooden case with leather handles. Full instruction booklet.

£10. Carriage 10/-.



J. P. ELECTRIC

MAIL ORDER DEPT.

156 ST. JOHN'S HILL • LONDON • S.W.11

WALMORE ELECTRONICS LIMITED

PHOENIX HOUSE, 19/23 OXFORD STREET, LONDON, W.1.

Telephone: GERrard 0522 Cables: Valvexpor
For immediate response Telex London 8752.

EXPORTERS OF RADIO, TELEVISION AND INDUSTRIAL TUBES, HAVE PLEASURE IN INTRODUCING THEIR BRAND



AND INVITE ENQUIRIES FROM BUYING AND CONFIRMING HOUSES EXCLUSIVELY FOR EXPORT

SUPPLIERS OF RADIO COMPONENTS ELECTROLYTICS, AND CATHODE RAY TUBES.

BAND III CHANNELS 8-9-10

A new CONVERTOR KIT is now available for LONDON—MIDLANDS—NORTH

Fit this new convertor not to your set but inside your set, even 9In. table models, and retain that professional look.

This convertor has been evolved since the I.T.A. transmissions began, and is based upon experience gained in the conversion of very many Band I sets in the London area.

- IT will convert any set, any age, TRF or Superhet
- IT includes station switching
- IT provides pre-set contrast balancing
- IT uses only one aerial input for both bands
- IT provides manual tuning on Band III
- IT is totally screened
- IT completely rejects unwanted signals
- IT requires no additional power supply where either 6.3V or .3 amp line is available.

CONVERTOR wired and aligned with fitting instructions	£4 2 6
KIT complete in every detail, less knobs	£2 12 6
KNOB s each	1 0
CIRCUIT and instructions in detail (free with kit).....	3 6
BAND III AERIALS (send for list), from.....	12 6
CROSS-OVER UNITS —Outdoor (printed circuit)	15 0
AERAXIAL feeder cable per yard.....	10


When ordering please state present B.B.C. Station and I.T.A.
Orders over £2 post free.

C. & G. KITS

285, LOWER ADDISCOMBE ROAD, ADDISCOMBE, CROYDON, SURREY

Phone: ADDiscombe 5262

ROLCO MINIATURE CONNECTORS



Especially designed for small Electronic Assembly, Instruments, Computers, Aircraft and similar applications. They embody all the features expected from Miniature Components, Light weight, Small size and High Mechanical and Electrical Resistance. The Basic Unit has 5 Precision Machined Contacts but can be built up, by stacking up to 20 Contacts.

Full Technical Information from:-

ROLCO ENGINEERING LTD.
407 HORNSEY ROAD, LONDON, N.19 ARC 6626

GOOD VALUE — SERVICE AND STOCKS

BENDIX RADIO COMPASS MN 26

A superb 12-valve receiver covering 3.4-7 Mc/s., 325-695 Kc/s, 150-325 Kc/s. Valves used 5-6K7, 2-6N7, 2-6J5, 1-6B8, 1-6L7, 1-6F6. Complete with 28-volt dynamotor and switching motor, in good condition. Loose stored. PRICE £2/12/6. Carriage 8/6.

MOVING COIL MICROPHONE

By famous maker. A high-grade microphone combining excellent close speaking performance with low background pick-up. Attractively styled and finished in black and chromium. Brand new, boxed. PRICE £3/19/6.

MOVING COIL HEADPHONES

Velvet faced earpads complete with lead and plug. Slightly soiled, 7/6. Postage 1/6.



KELVIN RATIO METER

Mirror backed. Type Mn HG-ABS KB 630/01. 8in. scale. Deflection approximately 6 micro-amperes, £5/19/6. Post 2/6.

MILLIAMMETERS 2 1/2 in. round, 0-30 milliamps. Repairable 2/6.

SOLAR ELECTROLYTICS can type. 8 x 8 mfd. 350 v. working, 20 mfd. 150 v. working, 1/3 each. P. & P. 6d. 250 mfd. 12 v. working 9d. each, or 6/- per doz. (TCC flat type).

SPEAKERS, Unused 8in. with baffle and fret cloth, 12/6 each. Post 1/6.

POCKET VOLTMETER M.C.

2 ranges. 0-250 V. and 0.15 V. D.C. Press button. Repairable 2/6. P. & P. 1/6. VCR97. Brand new, boxed 12/6. Post, insurance 3/6.



Telephone: GER 2613

Open daily 10.30 a.m. to 4.30 p.m.

Closed all day Thursdays

The RADIO EXCHANGE Co.
NEWPORT PLACE LEICESTER SQUARE LONDON, W.C.2



THIS MAGNIFICENT RECORDER TAKES EVERYTHING IN ITS STRIDE

The remarkable performance on standard or pre-recorded tapes of the Celsonic high-fidelity magnetic Tape Recorder is world famous. It also takes in its stride the superimposing of words over music and the conversion of silent films to sound.

Long playing times possible on reels up to 3,280 ft. Full track and half track available.



Send for details:

EXCEL SOUND SERVICES LTD., (Dept. W.D.K.)
Garfield Avenue, Bradford 8, Yorkshire. Tel.: 45027
Please PRINT your name and address.


CAPACITY & RESISTANCE BRIDGE TYPE C.M.

0.2Ω to 10 Megohms ★ Insulation to 250 Megohms 5pF to 100μF ★ Condenser leakage test ★ Power factor balance ★ Component matching facilities ★ Variable sensitivity ★ Operation from 200/250 V. A.C. mains. A sharp balance is provided by the amplified "Magic eye" which may be used as a voltage level indicator or output meter. Supplied complete with instructions and test leads. Fully guaranteed. Price £12/12/- carriage free.

Further details from

SWAN ELECTRONICS
75 BELLENDEN ROAD
LONDON, S.E.15

Telephone: NEW Cross 7136



TAPE RECORDERS ONLY

Consult

The Northern Specialists

LARGE STOCKS

ALL MAKES SUPPLIED

After Sales Service

DIXON'S ELECTRONIC SALES & SERVICE

227 OXFORD ROAD, MANCHESTER, 13
(Nr. University) Telephone: ARD 4269

Great Britain's Valve Mail Order House



SHUDEHILL Supply Company

MANCHESTER'S LARGEST STOCKISTS OF RADIO & T.V. ACCESSORIES, VALVES & COMPONENTS

BY "RETURN" SERVICE

POWER UNITS. H.R.O. 115 v. or 230 v. input: 6.3 v. 3 amp. A.C. + 225 v. 75 mA. D.C. Crackle metal case 7 1/2 in., 7 1/2 in., 6 1/2 in. Suit HRO, 1155, any standard receiver. 63/-. carr. paid.

TEST SET 102, 250 v. 50 c. A.C. Emits 25 + 50 cps. In metal carry-case, 11 in. x 9 in. x 10 in., leather handle. Excl. comp., value: Trans. 300 v. 80 ma. 6 v. 2 a. 12 v. 1 a. l. e. 615, RK34, Met. Rect. plugs, skts. Ind. lamp, 29/6, carr. 2/-.

RF25. New. In carton, 40-50 mc/s. Switch tuned. All valves. 10/6, carr. 2/-.

NIFE ACCUMULATORS. 3in. x 2 1/2 in. x 1 1/2 in. 1.5 v. 5/7AH. for models, portables, etc. Each 4/9. Post 9d. Lots of one doz. 54/-. carr. paid.

Typical VALVES from our stock of thousands. ALL NEW 954, 1/6. 6K7, 2/9. EF50 3/6. 6VP2 4/6. Pen 25 4/6. 6SL7 6/6. all post free. Set of five: 6K8, 6K7, 6Q7, 5Z4, 6V6, 35/- set. Set of four battery valves: 1R5, 1T4, 1S5, 354 (or 1S4 or 3V4), 27/6 set. All post paid.

RECORD PLAYERS. Many models in stock at advantageous prices: E.G. Emi 33 1/2 rd. Table player, complete ready to plug in to radio, 63/-. carr. 2/6.

COLLARO RC54. 3-sp. Mixer auto-changer. 'O' Pick-up, 200/50 A.C., 47/7/-. Carr. etc. 5/-. BOTH LIMITED QUANTITY.

CRYSTAL (Germanium) DIODES, 1/- each.

CRYSTAL RECEIVERS. Dual wave comp. set. EVERYTHING incl. phones and chassis, instructions. NO cabinet, 29/-. post 2/-.

COMMAND TRANSMITTERS. 2.1-3 Mc/s. Pair 1625's. 1 e. 1626, 1629 (magic eye). 2500Kc/s. Oct. base Xtal, 3 var. conds. 220 pps. e. Relays. Flex. Drive, etc. Brand new, boxed, 35/-. post 2/-.

CO-AX CABLE. 75/80 ohms, 6d. yard.

TRANSFORMERS. All types mains, output, step-down, etc. E.G. Filament transf. 6.3 v. 2 amp., 7/-. P. Post 9d.

METERS. Large range available: Eg. 0-200 mA. 2 1/2 in. R.M.c. 7/6. 0-1 amp. dc., 12/6. Poston each 9d. New. Sealed Ctns. TEST METERS ALSO IN STOCK.

EMI PICKUPS. Cream. Magnetic. Uses Col. 99 needles, 17/6, post 2/6. Matching transfs., 5/-. post 1/-.

BATTERY CHARGERS. Brand new, 12 mths. guarantee, with meter, fuse, lead and clips, 2, 6, 12 v. 1 amp., 45/-. Carr. 2/-. Higher amperages available.

ALL GOODS SUPPLIED BY US WHETHER EX-GOVT. OR OTHERWISE ARE FULLY GUARANTEED—REPLACED OR CASH REFUNDED IF RECEIVED BACK AS SUPPLIED WITHIN 7 DAYS. CASH WITH ORDER ONLY. NO C.O.D. NO LISTS AT PRESENT BUT ALL ENQUIRIES PROMPTLY DEALT WITH.

CALLERS VERY WELCOME. OPEN 9 a.m.-6 p.m. MON. to SATURDAY. OUR ONLY ADDRESS—

(DEPT. W.W.)

53, Shudehill, MANCHESTER, 4 (BLACKFRIARS 4073)

TRADE ENQUIRIES INVITED.

BRIMAR

*D15 10/-; DAF91 19/-; DAF96 18/-; DF91 16/-; DF96 16/-; DK32 18/-; DK98 18/-; DL96 16/-; EBC01 14/-; ECC84 20/-; ECC85 20/-; ECF82 23/-; ECH42 18/-; ECL80 19/-; EF41 16/-; EF42 24/-; EF80 19/-; EF91 24/-; EL41 16/-; EL49 18/-; EL84 16/-; EM71 24/-; OAS 17/-; OZA 17/-; PC84 20/-; PC85 24/-; PCF23 23/-; PI31 21/-; PL30 24/-; PV31 17/-; PV32 14/-; PV83 17/-; R2 14/-; R3 14/-; R10 34/-; R11 27/-; R12 18/-; R18 27/-; R17 17/-; R19 20/-; R55 14/-; UB04 14/-; UC42 22/-; UF41 16/-; UJ41 16/-; UY41 11/-; V875/30 17/-; V8105/30 17/-; V8190/30 15/-; V8197 20/-; V8208 18/-; V8210 14/-; V8211 14/-; V8212 14/-; V8213 14/-; V8214 14/-; V8215 14/-; V8216 14/-; V8217 14/-; V8218 14/-; V8219 14/-; V8220 14/-; V8221 14/-; V8222 14/-; V8223 14/-; V8224 14/-; V8225 14/-; V8226 14/-; V8227 14/-; V8228 14/-; V8229 14/-; V8230 14/-; V8231 14/-; V8232 14/-; V8233 14/-; V8234 14/-; V8235 14/-; V8236 14/-; V8237 14/-; V8238 14/-; V8239 14/-; V8240 14/-; V8241 14/-; V8242 14/-; V8243 14/-; V8244 14/-; V8245 14/-; V8246 14/-; V8247 14/-; V8248 14/-; V8249 14/-; V8250 14/-; V8251 14/-; V8252 14/-; V8253 14/-; V8254 14/-; V8255 14/-; V8256 14/-; V8257 14/-; V8258 14/-; V8259 14/-; V8260 14/-; V8261 14/-; V8262 14/-; V8263 14/-; V8264 14/-; V8265 14/-; V8266 14/-; V8267 14/-; V8268 14/-; V8269 14/-; V8270 14/-; V8271 14/-; V8272 14/-; V8273 14/-; V8274 14/-; V8275 14/-; V8276 14/-; V8277 14/-; V8278 14/-; V8279 14/-; V8280 14/-; V8281 14/-; V8282 14/-; V8283 14/-; V8284 14/-; V8285 14/-; V8286 14/-; V8287 14/-; V8288 14/-; V8289 14/-; V8290 14/-; V8291 14/-; V8292 14/-; V8293 14/-; V8294 14/-; V8295 14/-; V8296 14/-; V8297 14/-; V8298 14/-; V8299 14/-; V8300 14/-; V8301 14/-; V8302 14/-; V8303 14/-; V8304 14/-; V8305 14/-; V8306 14/-; V8307 14/-; V8308 14/-; V8309 14/-; V8310 14/-; V8311 14/-; V8312 14/-; V8313 14/-; V8314 14/-; V8315 14/-; V8316 14/-; V8317 14/-; V8318 14/-; V8319 14/-; V8320 14/-; V8321 14/-; V8322 14/-; V8323 14/-; V8324 14/-; V8325 14/-; V8326 14/-; V8327 14/-; V8328 14/-; V8329 14/-; V8330 14/-; V8331 14/-; V8332 14/-; V8333 14/-; V8334 14/-; V8335 14/-; V8336 14/-; V8337 14/-; V8338 14/-; V8339 14/-; V8340 14/-; V8341 14/-; V8342 14/-; V8343 14/-; V8344 14/-; V8345 14/-; V8346 14/-; V8347 14/-; V8348 14/-; V8349 14/-; V8350 14/-; V8351 14/-; V8352 14/-; V8353 14/-; V8354 14/-; V8355 14/-; V8356 14/-; V8357 14/-; V8358 14/-; V8359 14/-; V8360 14/-; V8361 14/-; V8362 14/-; V8363 14/-; V8364 14/-; V8365 14/-; V8366 14/-; V8367 14/-; V8368 14/-; V8369 14/-; V8370 14/-; V8371 14/-; V8372 14/-; V8373 14/-; V8374 14/-; V8375 14/-; V8376 14/-; V8377 14/-; V8378 14/-; V8379 14/-; V8380 14/-; V8381 14/-; V8382 14/-; V8383 14/-; V8384 14/-; V8385 14/-; V8386 14/-; V8387 14/-; V8388 14/-; V8389 14/-; V8390 14/-; V8391 14/-; V8392 14/-; V8393 14/-; V8394 14/-; V8395 14/-; V8396 14/-; V8397 14/-; V8398 14/-; V8399 14/-; V8400 14/-; V8401 14/-; V8402 14/-; V8403 14/-; V8404 14/-; V8405 14/-; V8406 14/-; V8407 14/-; V8408 14/-; V8409 14/-; V8410 14/-; V8411 14/-; V8412 14/-; V8413 14/-; V8414 14/-; V8415 14/-; V8416 14/-; V8417 14/-; V8418 14/-; V8419 14/-; V8420 14/-; V8421 14/-; V8422 14/-; V8423 14/-; V8424 14/-; V8425 14/-; V8426 14/-; V8427 14/-; V8428 14/-; V8429 14/-; V8430 14/-; V8431 14/-; V8432 14/-; V8433 14/-; V8434 14/-; V8435 14/-; V8436 14/-; V8437 14/-; V8438 14/-; V8439 14/-; V8440 14/-; V8441 14/-; V8442 14/-; V8443 14/-; V8444 14/-; V8445 14/-; V8446 14/-; V8447 14/-; V8448 14/-; V8449 14/-; V8450 14/-; V8451 14/-; V8452 14/-; V8453 14/-; V8454 14/-; V8455 14/-; V8456 14/-; V8457 14/-; V8458 14/-; V8459 14/-; V8460 14/-; V8461 14/-; V8462 14/-; V8463 14/-; V8464 14/-; V8465 14/-; V8466 14/-; V8467 14/-; V8468 14/-; V8469 14/-; V8470 14/-; V8471 14/-; V8472 14/-; V8473 14/-; V8474 14/-; V8475 14/-; V8476 14/-; V8477 14/-; V8478 14/-; V8479 14/-; V8480 14/-; V8481 14/-; V8482 14/-; V8483 14/-; V8484 14/-; V8485 14/-; V8486 14/-; V8487 14/-; V8488 14/-; V8489 14/-; V8490 14/-; V8491 14/-; V8492 14/-; V8493 14/-; V8494 14/-; V8495 14/-; V8496 14/-; V8497 14/-; V8498 14/-; V8499 14/-; V8500 14/-; V8501 14/-; V8502 14/-; V8503 14/-; V8504 14/-; V8505 14/-; V8506 14/-; V8507 14/-; V8508 14/-; V8509 14/-; V8510 14/-; V8511 14/-; V8512 14/-; V8513 14/-; V8514 14/-; V8515 14/-; V8516 14/-; V8517 14/-; V8518 14/-; V8519 14/-; V8520 14/-; V8521 14/-; V8522 14/-; V8523 14/-; V8524 14/-; V8525 14/-; V8526 14/-; V8527 14/-; V8528 14/-; V8529 14/-; V8530 14/-; V8531 14/-; V8532 14/-; V8533 14/-; V8534 14/-; V8535 14/-; V8536 14/-; V8537 14/-; V8538 14/-; V8539 14/-; V8540 14/-; V8541 14/-; V8542 14/-; V8543 14/-; V8544 14/-; V8545 14/-; V8546 14/-; V8547 14/-; V8548 14/-; V8549 14/-; V8550 14/-; V8551 14/-; V8552 14/-; V8553 14/-; V8554 14/-; V8555 14/-; V8556 14/-; V8557 14/-; V8558 14/-; V8559 14/-; V8560 14/-; V8561 14/-; V8562 14/-; V8563 14/-; V8564 14/-; V8565 14/-; V8566 14/-; V8567 14/-; V8568 14/-; V8569 14/-; V8570 14/-; V8571 14/-; V8572 14/-; V8573 14/-; V8574 14/-; V8575 14/-; V8576 14/-; V8577 14/-; V8578 14/-; V8579 14/-; V8580 14/-; V8581 14/-; V8582 14/-; V8583 14/-; V8584 14/-; V8585 14/-; V8586 14/-; V8587 14/-; V8588 14/-; V8589 14/-; V8590 14/-; V8591 14/-; V8592 14/-; V8593 14/-; V8594 14/-; V8595 14/-; V8596 14/-; V8597 14/-; V8598 14/-; V8599 14/-; V8600 14/-; V8601 14/-; V8602 14/-; V8603 14/-; V8604 14/-; V8605 14/-; V8606 14/-; V8607 14/-; V8608 14/-; V8609 14/-; V8610 14/-; V8611 14/-; V8612 14/-; V8613 14/-; V8614 14/-; V8615 14/-; V8616 14/-; V8617 14/-; V8618 14/-; V8619 14/-; V8620 14/-; V8621 14/-; V8622 14/-; V8623 14/-; V8624 14/-; V8625 14/-; V8626 14/-; V8627 14/-; V8628 14/-; V8629 14/-; V8630 14/-; V8631 14/-; V8632 14/-; V8633 14/-; V8634 14/-; V8635 14/-; V8636 14/-; V8637 14/-; V8638 14/-; V8639 14/-; V8640 14/-; V8641 14/-; V8642 14/-; V8643 14/-; V8644 14/-; V8645 14/-; V8646 14/-; V8647 14/-; V8648 14/-; V8649 14/-; V8650 14/-; V8651 14/-; V8652 14/-; V8653 14/-; V8654 14/-; V8655 14/-; V8656 14/-; V8657 14/-; V8658 14/-; V8659 14/-; V8660 14/-; V8661 14/-; V8662 14/-; V8663 14/-; V8664 14/-; V8665 14/-; V8666 14/-; V8667 14/-; V8668 14/-; V8669 14/-; V8670 14/-; V8671 14/-; V8672 14/-; V8673 14/-; V8674 14/-; V8675 14/-; V8676 14/-; V8677 14/-; V8678 14/-; V8679 14/-; V8680 14/-; V8681 14/-; V8682 14/-; V8683 14/-; V8684 14/-; V8685 14/-; V8686 14/-; V8687 14/-; V8688 14/-; V8689 14/-; V8690 14/-; V8691 14/-; V8692 14/-; V8693 14/-; V8694 14/-; V8695 14/-; V8696 14/-; V8697 14/-; V8698 14/-; V8699 14/-; V8700 14/-; V8701 14/-; V8702 14/-; V8703 14/-; V8704 14/-; V8705 14/-; V8706 14/-; V8707 14/-; V8708 14/-; V8709 14/-; V8710 14/-; V8711 14/-; V8712 14/-; V8713 14/-; V8714 14/-; V8715 14/-; V8716 14/-; V8717 14/-; V8718 14/-; V8719 14/-; V8720 14/-; V8721 14/-; V8722 14/-; V8723 14/-; V8724 14/-; V8725 14/-; V8726 14/-; V8727 14/-; V8728 14/-; V8729 14/-; V8730 14/-; V8731 14/-; V8732 14/-; V8733 14/-; V8734 14/-; V8735 14/-; V8736 14/-; V8737 14/-; V8738 14/-; V8739 14/-; V8740 14/-; V8741 14/-; V8742 14/-; V8743 14/-; V8744 14/-; V8745 14/-; V8746 14/-; V8747 14/-; V8748 14/-; V8749 14/-; V8750 14/-; V8751 14/-; V8752 14/-; V8753 14/-; V8754 14/-; V8755 14/-; V8756 14/-; V8757 14/-; V8758 14/-; V8759 14/-; V8760 14/-; V8761 14/-; V8762 14/-; V8763 14/-; V8764 14/-; V8765 14/-; V8766 14/-; V8767 14/-; V8768 14/-; V8769 14/-; V8770 14/-; V8771 14/-; V8772 14/-; V8773 14/-; V8774 14/-; V8775 14/-; V8776 14/-; V8777 14/-; V8778 14/-; V8779 14/-; V8780 14/-; V8781 14/-; V8782 14/-; V8783 14/-; V8784 14/-; V8785 14/-; V8786 14/-; V8787 14/-; V8788 14/-; V8789 14/-; V8790 14/-; V8791 14/-; V8792 14/-; V8793 14/-; V8794 14/-; V8795 14/-; V8796 14/-; V8797 14/-; V8798 14/-; V8799 14/-; V8800 14/-; V8801 14/-; V8802 14/-; V8803 14/-; V8804 14/-; V8805 14/-; V8806 14/-; V8807 14/-; V8808 14/-; V8809 14/-; V8810 14/-; V8811 14/-; V8812 14/-; V8813 14/-; V8814 14/-; V8815 14/-; V8816 14/-; V8817 14/-; V8818 14/-; V8819 14/-; V8820 14/-; V8821 14/-; V8822 14/-; V8823 14/-; V8824 14/-; V8825 14/-; V8826 14/-; V8827 14/-; V8828 14/-; V8829 14/-; V8830 14/-; V8831 14/-; V8832 14/-; V8833 14/-; V8834 14/-; V8835 14/-; V8836 14/-; V8837 14/-; V8838 14/-; V8839 14/-; V8840 14/-; V8841 14/-; V8842 14/-; V8843 14/-; V8844 14/-; V8845 14/-; V8846 14/-; V8847 14/-; V8848 14/-; V8849 14/-; V8850 14/-; V8851 14/-; V8852 14/-; V8853 14/-; V8854 14/-; V8855 14/-; V8856 14/-; V8857 14/-; V8858 14/-; V8859 14/-; V8860 14/-; V8861 14/-; V8862 14/-; V8863 14/-; V8864 14/-; V8865 14/-; V8866 14/-; V8867 14/-; V8868 14/-; V8869 14/-; V8870 14/-; V8871 14/-; V8872 14/-; V8873 14/-; V8874 14/-; V8875 14/-; V8876 14/-; V8877 14/-; V8878 14/-; V8879 14/-; V8880 14/-; V8881 14/-; V8882 14/-; V8883 14/-; V8884 14/-; V8885 14/-; V8886 14/-; V8887 14/-; V8888 14/-; V8889 14/-; V8890 14/-; V8891 14/-; V8892 14/-; V8893 14/-; V8894 14/-; V8895 14/-; V8896 14/-; V8897 14/-; V8898 14/-; V8899 14/-; V8900 14/-; V8901 14/-; V8902 14/-; V8903 14/-; V8904 14/-; V8905 14/-; V8906 14/-; V8907 14/-; V8908 14/-; V8909 14/-; V8910 14/-; V8911 14/-; V8912 14/-; V8913 14/-; V8914 14/-; V8915 14/-; V8916 14/-; V8917 14/-; V8918 14/-; V8919 14/-; V8920 14/-; V8921 14/-; V8922 14/-; V8923 14/-; V8924 14/-; V8925 14/-; V8926 14/-; V8927 14/-; V8928 14/-; V8929 14/-; V8930 14/-; V8931 14/-; V8932 14/-; V8933 14/-; V8934 14/-; V8935 14/-; V8936 14/-; V8937 14/-; V8938 14/-; V8939 14/-; V8940 14/-; V8941 14/-; V8942 14/-; V8943 14/-; V8944 14/-; V8945 14/-; V8946 14/-; V8947 14/-; V8948 14/-; V8949 14/-; V8950 14/-; V8951 14/-; V8952 14/-; V8953 14/-; V8954 14/-; V8955 14/-; V8956 14/-; V8957 14/-; V8958 14/-; V8959 14/-; V8960 14/-; V8961 14/-; V8962 14/-; V8963 14/-; V8964 14/-; V8965 14/-; V8966 14/-; V8967 14/-; V8968 14/-; V8969 14/-; V8970 14/-; V8971 14/-; V8972 14/-; V8973 14/-; V8974 14/-; V8975 14/-; V8976 14/-; V8977 14/-; V8978 14/-; V8979 14/-; V8980 14/-; V8981 14/-; V8982 14/-; V8983 14/-; V8984 14/-; V8985 14/-; V8986 14/-; V8987 14/-; V8988 14/-; V8989 14/-; V8990 14/-; V8991 14/-; V8992 14/-; V8993 14/-; V8994 14/-; V8995 14/-; V8996 14/-; V8997 14/-; V8998 14/-; V8999 14/-; V9000 14/-; V9001 14/-; V9002 14/-; V9003 14/-; V9004 14/-; V9005 14/-; V9006 14/-; V9007 14/-; V9008 14/-; V9009 14/-; V9010 14/-; V9011 14/-; V9012 14/-; V9013 14/-; V9014 14/-; V9015 14/-; V9016 14/-; V9017 14/-; V9018 14/-; V9019 14/-; V9020 14/-; V9021 14/-; V9022 14/-; V9023 14/-; V9024 14/-; V9025 14/-; V9026 14/-; V9027 14/-; V9028 14/-; V9029 14/-; V9030 14/-; V9031 14/-; V9032 14/-; V9033 14/-; V9034 14/-; V9035 14/-; V9036 14/-; V9037 14/-; V9038 14/-; V9039 14/-; V9040 14/-; V9041 14/-; V9042 14/-; V9043 14/-; V9044 14/-; V9045 14/-; V9046 14/-; V9047 14/-; V9048 14/-; V9049 14/-; V9050 14/-; V9051 14/-; V9052 14/-; V9053 14/-; V9054 14/-; V9055 14/-; V9056 14/-; V9057 14/-; V9058 14/-; V9059 14/-; V9060 14/-; V9061 14/-; V9062 14/-; V9063 14/-; V9064 14/-; V9065 14/-; V9066 14/-; V9067 14/-; V9068 14/-; V9069 14/-; V9070 14/-; V9071 14/-; V9072 14/-; V9073 14/-; V9074 14/-; V9075 14/-; V9076 14/-; V9077 14/-; V9078 14/-; V9079 14/-; V9080 14/-; V9081 14/-; V9082 14/-; V9083 14/-; V9084 14/-; V9085 14/-; V9086 14/-; V9087 14/-; V9088 14/-; V9089 14/-; V9090 14/-; V9091 14/-; V9092 14/-; V9093 14/-; V9094 14/-; V9095 14/-; V9096 14/-; V9097 14/-; V9098 14/-; V9099 14/-; V9100 14/-; V9101 14/-; V9102 14/-; V9103 14/-; V9104 14/-; V9105 14/-; V9106 14/-; V9107 14/-; V9108 14/-; V9109 14/-; V9110 14/-; V9111 14/-; V9112 14/-; V9113 14/-; V9114 14/-; V9115 14/-; V9116 14/-; V9117 14/-; V9118 14/-; V9119 14/-; V9120 14/-; V9121 14/-; V9122 14/-; V9123 14/-; V9124 14/-; V9125 14/-; V9126 14/-; V9127 14/-; V9128 14/-; V9129 14/-; V9130 14/-; V9131 14/-; V9132 14/-; V9133 14/-; V9134 14/-; V9135 14/-; V9136 14/-; V9137 14/-; V9138 14/-; V9139 14/-; V9140 14/-; V9141 14/-; V9142 14/-; V9143 14/-; V9144 14/-; V9145 14/-; V9146 14/-; V9147 14/-; V9148 14/-; V9149 14/-; V9150 14/-; V9151 14/-; V9152 14/-; V9153 14/-; V9154 14/-; V9155 14/-; V9156 14/-; V9157 14/-; V9158 14/-; V9159 14/-; V9160 14/-; V9161 14/-; V9162 14/-; V9163 14/-; V9164 14/-; V9165 14/-; V9166 14/-; V9167 14/-; V9168 14/-; V9169 14/-; V9170 14/-; V9171 14/-; V9172 14/-; V9173 14/-; V9174 14/-; V9175 14/-; V9176 14/-; V9177 14/-; V9178 14/-; V9179 14/-; V9180 14/-; V9181 14/-; V9182 14/-; V9183 14/-; V9184 14/-; V9185 14/-; V9186 14/-; V

SAMSON'S SURPLUS STORES

Exclusive Purchase!!



S.T.C. RECTIFIER SUPPLY UNIT No. 11 TYPE ZB 10235

Specification:—A.C. input 100-260 volts, 45-65 cycles. D.C. output 24 volts 11 amps, and 130 volts 600 m.a. very conservatively rated. L.T. and H.T. completely smoothed. All circuits fused. Mains on/off switch. Built in grey metal cabinet as illustrated. Height 5ft. 0in., width 1ft. 7½in., depth 1ft. 1½in. Weight 200 lbs.

These units were originally designed to supply L.T. and H.T. power in conjunction with Bay Power No. 3 to S.O.S./T. 3 channel telephone system, but are ideal heavy duty L.T. and H.T. supply units for the electronic industry, research laboratories, schools, etc., etc. Complete with Instruction Book and circuit. Supplied brand new at a fraction of the maker's price.

£17.10.0 ex-warehouse

If further technical details are required, Instruction Book will be forwarded against a deposit of One Pound. Export enquiries are welcomed. We have a limited number of these units ready packed in original transit cases at a small extra charge.

169/171 Edgware Road, London, W.2. Tel.: PAD 7851
125 Tottenham Court Road, W.1. Tel.: EUS 4982

All orders and enquiries to our Edgware Road branch, please. This is open all day Saturday.

BATES SURPLUS STORE

M/C SPEAKERS, 8in., 3Ω. By Plessey. Unusually wide frequency response. Mounted in smart metal case. Brand new in original cartons, with switch and wire, 27/6. Post 2/6.

VIDEO AMPLIFIER UNITS. AL60, 8-watt output valve on chassis with res. condensers, 4-pin miniature plug and socket, cables, VR78 Diode, etc. Only 7/6 each. Post 2/-.

RCA AMPLIFIERS. 8 valves. Par Push-pull, 6L6s output to 4Ω, 15Ω, 60Ω, 250Ω, £12/10/- Post paid.

AVOMETER CASES. Avomitor, 5/-; 40 and 7, 7/6. Post 1/-.

TELEPHONE HANDSETS, with switch and wall holder. Brand new, 10/- each. Post 1/6, 2/- on pair.

WAVEMETERS. 5 valves. Built-in power pack, 6X5, trans., 230 v. 50 c.p.s., with calibration charts, 47/6. Post 9/-.

RECORD PLAYERS. 78 r.p.m., with pick-up, in black crackle steel case, 230 v., 50 c.p.s., £4/10/-.

BENDIX TA12 TRANSMITTERS. 4 12SK7, 3 807. Covering 160, 80, 40 meters, 4 superb VFOs. Complete and unused, £2/17/6. Post 7/6.

DISTRESS BAND BATTERY RECEIVERS. 1545. 4 ARP12, 27/6.

AIR POSITION INDICATORS. Host of gears, drives, shafts, 4 counters, etc., 19/6. Post 5/-.

V.H.F. RECEIVERS, TYPE 1392A. 100-150 Mc/s., £5/10/-.

C.R.T.s 5FP7, 17/6. No TV transmission circuits.

PHOTO CELLS. 930, and miniature 927, 15/- each.

24-WAY 2-POLE 2-BANK STUD TYPE SWITCHES. Bronze contact, low res. Willen, 12/6 each.

METHANE COUNTERS. Type 1077B. By All Tools Ltd., £5/10/- each.

RADAR AERIAL SWITCH UNITS. Containing 24-volt D.C. motor, 3,600 r.p.m., 6 to 1 reduction gearing, governor and cam operated switches, 10/- Post 2/6.

V.H.F. STRIPS. 160 to 210 Mc/s., 2 R.F., EF54s, Osc. P61, mixer, EA50, I.F. output 12 Mc/s., only 15/- each.

7193 SUPER REGEN. Circuit and valve, 80 to 200 Mc/s, 1/6. Post 6d.

49 IVY STREET - BIRKENHEAD

(by main Tunnel entrance)

RCA TRANSMITTERS. Type ET-4331. 1 kW. (telephone); 1.4 kW. (telegraph). Frequency range 3 Mc/s to 20 Mc/s.

RCA TRANSMITTERS. Type ET-4336. Complete with original speech amplifier, crystal-multiplier and VFO units. Unused and re-conditioned. Can be supplied with very large quantity of spares.

COLLIN'S T.C.S. 6, 9, 12, 13. Complete equipment:— Transmitter, Receiver, Rotary Converter (12 v.), Remote Control, Aerial Coupling Unit, Microphone, Key and Connecting Cables.

MULTI-CHANNEL TRANSMITTER T-4/FRC, with modulators MD-1/FRC, 2 Mc/s to 18 Mc/s. Each channel 400 w. output. W.S. No. 19 & 22. Both complete with installation kit. Tropicalised. New.

40 Line F & F TELEPHONE SWITCHBOARDS (complete).

V.H.F. TRANSMITTER Type 1131B or J. Frequency coverage 100/156 Mc/s. 50 watt output. Tropicalised. New.

A.R.88Ds, AR88 LF's, R.109.

METAL RECTIFIERS Type 1B, D.C. output 10 amps at 22 v., input 200/250 v., 50 c/s.

PETROL GENERATOR Type P.E. 95 G (10 k.w.).

All above items in excellent working condition. Working demonstration upon request.

SPARES A large selection available for SCR399 (BC610), ET4336, SCR610, EEB Telephones, and Teleprinters type 7B.

TX VALVES 805, 807, 813, 861, 66A, 100TH, 250TH, and many others.

Large stock of Tx condensers crystals, and other components.

P.C.A. RADIO

Offices and Works

BEAVER LANE, HAMMERSMITH, LONDON, W.6

Telephone: RIV 8006/7

OPPORTUNITIES IN NEW ZEALAND

for Radio Mechanics and Technicians

Free Passages for fully qualified single men between 21 and 35 years for employment with the Post and Telegraph Department in New Zealand are available under the Immigration Scheme. For full information apply to:—Chief Migration Officer, New Zealand Migration Office, Adelphi Building, John Adam Street, LONDON, W.C.2.

There are also vacancies for linemen, telephone exchange mechanics (including trainees) and for postmen and postal assistants.

DIGITAL COMPUTERS.

The English Electric Company's Computer Group has positions available for a number of Senior Engineers to undertake research and development necessitated by the Company's rapidly expanding activities in the field of digital computation.

Consideration will be given to applicants with at least three years development experience in pulse circuitry as applied to Radar or computation and who should be of Degree or H.N.C. standard or equivalent. Specialist experience on either magnetic tape or transistor applications would be an advantage.

Starting salary range up to £1,200 per annum, dependent upon experience and qualifications.

Positions are available in both Stafford and South Cheshire; houses being available.

Reply to Central Personnel Services, 336/7 Strand, W.C.2, quoting Ref. WW306A.

APPOINTMENTS VACANT

"BELLING-LEE" are looking for...

RESEARCH ENGINEERS (Technologists).

For development of (1) VHF and UHF receiving aerials.
(2) Interference suppressors and screened compartments.
(3) Circuit protection devices (fuses, cutouts, etc.).
Minimum qualifications Grad. I.E.E., H.N.C. (advanced)
or equivalent.

RESEARCH ASSISTANTS (Technicians).

To act as assistants to the above. Minimum qualifications O.N.C.

MATERIALS ENGINEER.

To study and advise on suitability of existing or new materials for its products. Previous experience essential.
Minimum qualifications: a degree in chemistry and proved knowledge of metallurgy.

... As part of the Company's plans for expansion the research department has recently been enlarged, and we have vacancies there for men and women of ability for whom there are excellent prospects of advancement.

We are well established and have an excellent record of technical achievement and integrity in the radio and electronic field; we manufacture an extensive range which includes components, fuses, cutouts, aerials, interference suppressors, screened compartments and electrical car accessories. We think that this range of activities will appeal to those with a genuine interest in electronics, particularly as we do not "type" our research staff but encourage them to move from subject to subject according to their aptitude and ability.

The establishment is pleasantly situated on the outskirts of London at the edge of the Green Belt, and excellent facilities for further study exist at the Enfield Technical College; the appointments are permanent and include membership of a pension and life assurance scheme.

Applications (which will be treated as strictly confidential) to the Secretary, Great Cambridge Road, Enfield, Middlesex, should give all personal details, experience, qualifications and some indication of the salary expected.

BELLING & LEE LTD

GREAT CAMBRIDGE ROAD, ENFIELD, MIDDX., ENGLAND

E.M.I. ELECTRONICS LTD. Engineering Development Division

There is a vacancy for an Engineer/Writer at the Feltham laboratories of the Company. Applicants should have H.N.C. (or equivalent) in light electrical subjects and with a leaning towards technical documentations. Some practical experience is necessary, preferably in electronic development work. Please apply in writing with full details of experience and salary required to Personnel Department (EL/E8), E.M.I. Electronics Ltd., Engineering Development Division, Hayes, Middx.

MOTOR INDUSTRY RESEARCH ASSOC.

The Director invites applications from Engineers having qualifications of Degree or Higher National Certificate, for interesting work in connection with important new projects concerned with Automobile Research, including Automatic Transmission, Electronic Instrumentation, and Wind Tunnel Testing. Experience in these fields would be advantageous, but all applications from candidates with ability and initiative will be considered for Research Assistant/Research Engineer grades. Permanent situations, attractive salaries, excellent working conditions, 5-day week, canteen, sports club, pension schemes, housing assistance where possible. Applications, giving details of qualifications, training, experience, age, etc., should be submitted in writing to: **THE DIRECTOR, THE MOTOR INDUSTRY RESEARCH ASSOC., LINDLEY, NEAR NUNEATON, WARWICKSHIRE**

E.M.I. ELECTRONICS LTD. Research Division

Microwave engineers are required in the Research laboratories of the above Company in a section engaged on problems associated with portable Television links and service projects of a similar nature. Applicants should have a degree in engineering or equivalent qualification and 2-3 years' experience in shortwave and microwave field or a special interest in these problems. Please write with full details to:

**EL/R.10, Personnel Department,
E.M.I. Electronics, Hayes, Middx**

E.M.I. ELECTRONICS LTD. Research Division

An Electronic Engineer with degree or equivalent, age about 25, is required for work in the research laboratories of the above Company. Applicants should have had some general experience in electronics and be able to work on own initiative. Please write with full details to:

**EL/R12, Personnel Department,
E.M.I. Electronics Ltd.,
Hayes, Middx.**

A rare opportunity for SENIOR DEVELOPMENT ENGINEERS

with design and production liaison experience in radio, to join a company looking to the future.

These permanent positions offer ample scope for progress in an organization where Research and Development are given their true importance.

Generous starting salary.

Ideal working conditions.

There are a limited number of vacancies also for

JUNIOR ENGINEERS

particularly those with experience in the transistor field.

For either position apply to:
**Personnel Manager, Pye
Telecommunications Ltd.,
Ditton Works, Cambridge**

TESTERS REQUIRED for RADAR & ELECTRONIC WORK

Holding of Ordinary or Higher National Certificate an advantage, but men with suitable Service or Civilian experience will be considered. Opportunities for advancement available for progressive candidates.

Good rates of pay, conditions, canteen facilities, etc.

Apply in person or in writing to:—

**Employment Department,
Metropolitan-Vickers
Electrical Co., Ltd.,
Trafford Park, Manchester 17**

N.B.: For the convenience of applicants the Employment Department is open for interviews as follows:—

Monday and Friday 8.30 a.m. to 4 p.m. Tuesday, Wednesday and Thursday 8.30 a.m. to 6.30 p.m., and Saturday 8.30 a.m. to 11.30 a.m.

E.M.I. ELECTRONICS LTD. Engineering Development Division

A vacancy has arisen for a qualified electronic engineer at the Feltham laboratories of the Company. The problems to be solved in this post will be connected mainly with complex electronic devices. Three to five years' experience in electronic development and some knowledge of production techniques is desirable. Please apply in the first instance with full details of experience and salary required to Personnel Department, (EL/E9), E.M.I. Electronics Ltd., Engineering Development Division, Hayes, Middx.

COMMERCIAL T.V.

Commercial Television and F.M. Broadcasting have resulted in vacancies becoming available for men interested in the development of V.H.F. and U.H.F. tuners involving new techniques of design and manufacture. Salaries in the range of £650 to £1,200 are offered to engineers with the required experience, and prospects of future advancements are good. Write, in confidence, giving full particulars of experience and qualifications to Box No. 4727 c/o W.W.

E.M.I. ELECTRONICS LTD. Research Division

Technical and Laboratory assistants are required in the Research Laboratories of the above Company. Applicants should have G.C.E. (advanced level) and an interest in electronics. Some workshop experience would be an advantage. Please write to:

**EL/R11, Personnel Department,
E.M.I. Electronics Ltd.,
Hayes, Middx.**

E.M.I. ELECTRONICS LTD. Research Division

An Engineer is required to take charge of proving tests in a small mechanics laboratory of the above Company. Applicants should have HNC and previous experience in mechanical or electro-mechanical equipments. Please write with full details to:

**EL/R13, Personnel Department,
E.M.I. Electronics Ltd.,
Hayes, Middx.**

MURPHY RADIO LTD. ELECTRONICS DIVISION

VACANCIES exist in an expanding laboratory for Senior and Junior Engineers and for Draughtsmen in the following fields:—

TRANSISTOR circuit design and engineering applications to communication and pulse systems.

V.H.F. and U.H.F. transmitters and receivers for use in NAVIGATIONAL AIDS, MOBILE COMMUNICATION SYSTEMS and RADIO TELEPHONE LINKS.

AERIAL DEVELOPMENT in connection with the above.

TELEMETRY EQUIPMENT design in collaboration with the Ministry of Supply.

Posts are pensionable, Sports Club and other recreational facilities are available.

Applications should be addressed to :-

Personnel Department (E.14), Murphy Radio Limited, Welwyn Garden City.



DRAUGHTSMEN

There are vacancies in the Guided Weapons Division at Woodford Aerodrome, Cheshire, for the following categories of Draughtsmen:

- MECHANICAL DRAUGHTSMEN
- ELECTRO MECHANICAL DRAUGHTSMEN
- ELECTRONIC DRAUGHTSMEN
- INSTRUMENT DRAUGHTSMEN

on highly original and interesting work.
Excellent salaries and conditions.

Applications to:
The Personnel Manager,
A. V. Roe & Co., Limited,
Greengate, Middleton,
Manchester.

quoting reference WRD/1D

Leading Computer Company

Offers big new openings

LEO—the Automatic Office which does an important part of the clerical work, including payroll, of J. Lyons & Company Ltd.—is the foremost computer in Britain. This was the first big electronic computer to go into commercial use here. It opened people's eyes to the possibilities of computers in commerce. It literally made its own market.

LEO Computers Ltd. are expanding because of the demand for their Automatic Office. This means a good many new jobs to be filled. Jobs with scope, jobs that offer unique chances of research and experiment, jobs that need your specialised knowledge and experience. The qualifications? Various. A degree in electronics, physics or mathematics. Experience in developing radar, television, or specialised electronics. Experience in pulse circuitry. A keen desire to enter the industry. If you have got any of these, this is an opportunity you cannot afford to ignore. For the prospects here are unlimited; the developments are exciting; and the pay is generous. Write for details to: Elms House, Brook Green, London, W.6.

WANTED

- Senior Electronic Designers
- Electronic Designers
- Senior Computer Engineers
- Junior Computer Engineers
- General programmers
- Mathematical programmers
- Operators

LEO COMPUTERS LTD

Elms House Brook Green London W.6

SENIOR DEVELOPMENT ENGINEER

required by the
**ELECTROMECHANICAL SECTION OF THE RESEARCH
DEPARTMENT**

SHORT BROTHERS AND HARLAND LIMITED

for work on

**AUTOMATIC CONTROL SYSTEMS FOR VERTICAL TAKE-OFF
AND OTHER AIRCRAFT, FLIGHT SIMULATORS, ETC.**

Applicants must possess a University Degree, or equivalent, be capable of controlling a team of engineers and technicians, and have several years' experience of aircraft instruments, small electro-magnetic devices, analogue computation, servos or aircraft control systems.

The position is permanent and pensionable, in an expanding organisation with excellent facilities. Assistance with housing and removal for candidates from Great Britain.

Interview can be arranged either in London or Belfast.

Applications should be made to the:—

Staff Appointments Officer,

SHORT BROTHERS AND HARLAND LIMITED,

P.O. Box 241, BELFAST.

Giving details of career to date.

Quoting S.A.175.

MAGNETIC AMPLIFIERS SERVO MECHANISMS

Two vacancies exist in the Research Department of "SHORTS," for Development Engineers, one to work on Magnetic Amplifiers for automatic pilots and stabilisers; the other for work on electro-hydraulic servos for aircraft and missile control systems.

Applicants for either appointment should possess a degree, or equivalent, and have several years' experience in the relevant field of engineering development, and must be capable of accepting full responsibility for the design and construction of such components and equipment.

Housing assistance and generous removal allowance will be available from Great Britain for the successful married candidate.

Application with full personal data should be made to the:—

Staff Appointments Officer,

SHORT BROTHERS & HARLAND LIMITED,

P.O. Box 241, BELFAST.

Quoting S.A. 186.

DRAUGHTSMEN

Seniors and Juniors required by the B.T.H. Co. Ltd., in Rugby for Development and Production of Electrical Control Gear and its Associated Equipment.

Men with Electrical and/or Mechanical Draughting Experience are invited to apply to:

**Engineer-in-Charge,
Control Gear Drawing Office,
The British Thomson-Houston
Co. Ltd.,
Rugby.**

CINEMA-TELEVISION LTD.

require

JUNIOR ELECTRONIC ENGINEERS

to assist in the production and testing of Monochrome and Colour Television Transmission Equipment of the highest grade. Applicants should possess a sound fundamental knowledge of radio and television practice and be capable of using general laboratory test equipment on own initiative. National C and G, or similar qualifications an advantage, but comprehensive practical experience may be acceptable

5-day week. Pension scheme. Canteen. 1 minute bus and rail services.

Write, with full particulars of age, experience, and salary required to CINEMA-TELEVISION LIMITED, Worsley Bridge Road, Lower Sydenham, S.E.26.

TEST ENGINEERS. Vacancies exist for Engineers with experience of:

(a) testing any of the following types of equipment:—Communication Receivers, Transmitters (50W-10kW), industrial Heaters.

(b) Work in connection with the construction and maintenance of Test Gear.

Permanent progressive staff positions. 5-day week. Canteen, Pension Scheme. Write full details to Personnel Officer, REDIFON LTD., Broomhill Road, S.W.18.

VACANCIES FOR SKILLED CRAFTSMEN IN GOVERNMENT SERVICE AT CHELTENHAM

Experienced in one or more of the following:—

1. Maintenance of radio communication receivers.
2. Sub-assembly lay-out, wiring and testing of radio type chassis.
3. Cabling, wiring and adjustment of telephone type equipment.
4. Fault finding in, and maintenance of, electronic apparatus.

BASIC PAY. £8.11.4 plus up to £2.10.0 merit pay, assessed at interview and based on ability and experience.

Opportunities for permanent and pensionable posts. 5-day week—good working conditions—single accommodation available.

Apply to:— Personnel Officer, G.C.H.Q. (FOREIGN OFFICE), 53 Clarence Street, Cheltenham

RADIO TECHNICIANS IN CIVIL AVIATION

A number of appointments are available for interesting work providing and maintaining aeronautical telecommunications and electronic navigational aids at aerodromes and radio stations in various parts of the United Kingdom.

Applications are invited from men aged 19 or over who have a fundamental knowledge of radio or radar with some practical experience. Training courses are provided to give familiarity with the types of equipment used.

Salary £561 10s. at age 25 rising (subject to a practical test) to £671. The rates are somewhat lower in the Provinces and for those below age 25. Prospects for permanent pensionable posts for those who qualify.

Opportunities for promotion to Telecommunications Technical Officer are good for those who obtain the Ordinary National Certificate in Electrical Engineering or certain City and Guilds Certificates. The maximum salaries of Telecommunications Technical Officers are Grade III £790, Grade II £925, Grade I £1,160.

Apply to the Ministry of Transport and Civil Aviation (ESB1/RT), Berkeley Square House, London, W.1, or to any Employment Exchange (quoting Order No. Westminster 5788).

TELECOMMUNICATION ENGINEERS

The Transmission Division, which designs and manufactures all types of Line Transmission Equipment offer progressive careers to:—

ENGINEERING INSPECTORS. The activities range from detailed mechanical checks on small parts to performance tests of complete systems, and include appraisal of the design and manufacture of prototypes. Ability to produce practical concise reports is important. Experience of workshop practice and the interpretation of specifications and drawings would be an advantage.

TESTERS. Young men with a good electrical education, who can benefit from training, in the production testing of amplifiers, modulators, filters, etc. Experienced men for senior posts in the final functioning of complete systems.

INSTALLING AND COMMISSIONING ENGINEERS. These posts call for experienced men and entail full responsibility for bringing large installations into service, at home or overseas.

TECHNICAL WRITERS, for the preparation of operating bulletins and similar publications for field use by customers. The work will appeal to the man who wishes to work on his own initiative after a period of training, and who is keen to gain a detailed insight into the field of transmission.

The Company is located on Merseyside and the positions are on the permanent staff with generous Pension Fund (contributory), and full range of welfare activities including medical and dental facilities. Assistance will be given with housing and with removal expenses.

Please write to *The Personnel Manager,*

A. T. & E. CO. LTD.

Stronger Works, Liverpool, 7.

Giving full details of age, experience, qualifications etc.

ELECTRONIC APPLICATION ENGINEER

Senior Development Engineer required for circuit application work on electronic components. Experience in one or more of the following fields is necessary:

1. Domestic Receiver Design.
2. Television Set Design.
3. Communications Equipment.
4. Transistor Circuits.

The situation is in the outskirts of London, and a salary in the range £700 to £1,200 is offered, dependent upon age, qualifications and experience. Please write, giving full details to Box No. 4726 c/o "W.W."

E.M.I. ELECTRONICS LTD. Engineering Development Division

An Electronic Engineer is required at our Feltham laboratories to take charge of a section developing sub-units with special reference to reliability and reproducibility. This is a senior post and candidates should have a degree or A.M.I.E.E., though this requirement may be waived for the exceptional person. Applicants should have spent at least two years in Engineering workshops followed by 7 years development work on any one or more of the following topics: Frequency or Pulse modulation, low power stable oscillators, H.T. or E.H.T. low power supplies, Microwave oscillators and component design, counting and gating circuits, high and low gain amplifiers (not AP), miniaturization or design for extreme reliability. *Please apply in the first instance, giving full details and stating salary required to: Personnel Department (EL/E.16), E.M.I. Electronics Ltd., Engineering Development Division, Hayes, Middx.*

E.M.I. ELECTRONICS LTD. Engineering Development Division

An Intermediate Electronic Engineer is required at the Feltham Laboratories of the Company, to lead a group concerned with second stage engineering of G.W. Electronic devices. A degree or equivalent qualification and good knowledge of two or more of the following topics from a reliability and functional standpoint are essential: Modulators, Oscillators, Microwave systems, a.c. and d.c. Amplifiers, Pulse Circuits. Candidates should further have initiative and considerable sense of responsibility. *Please apply in the first instance giving full details and stating salary required to the Personnel Department (EL/E.11) E.M.I. Electronics Ltd., Engineering Development Division, Hayes, Middx.*

UNILEVER LIMITED

ELECTRONIC ENGINEERS

Electronic engineers are required in the Head Office in London for the development of industrial and process-control devices, for the maintenance of electronic computing equipment, and for the application of automation techniques in factories.

Technical qualifications of at least H.N.C. standard or its equivalent, and some industrial experience of electronics, are essential.

Starting salaries according to qualifications. These posts are permanent and pensionable. Apply in the first instance to: Personnel Division (WAD 133), Unilever Ltd., Unilever House, Blackfriars, London, E.C.4.

**BRITISH
SAROZAL
LIMITED**

PRESENTS . . .

RCA Model AVT-22-B 5 KW COMMUNICATIONS AND BROADCAST TRANSMITTER (for export only)

★ We are pleased to offer the RCA AVT-22-B Transmitters and the associated equipment (Master Oscillator, Power Transformer, Modulation Transformer, Crystal Oscillator, Electronic Keyer, 3-phase Auto Transformer (400/230 v. 18 KVA) and Portable Broadcast Amplifier).

The transmitter combines the highest efficiency compatible with communications and broadcast standards. Design features include drop-down and slide-out units for easy access, protective interlocks, optional electronic telegraph keying and safe operation in the temperature range -40°C to $+55^{\circ}\text{C}$, 95% humidity.

★ BRIEF SPECIFICATION AVT-22-B

Power Output: 5 kW.

FREQUENCY RANGE: 2.5 to 19mc/s in three bands, crystal or master oscillator controlled.

EMISSIONS: A1, A2 and A3.

MODULATION: High Level Class B.

Frequency response of the broadcast version: 30 c.p.s. to 15 Kc/s.

SPECIAL FEATURES: On telegraph, electronic keying up to 400 words per minute. Facility for optional use on half power. The equipment matches a resistive antenna or line load 50 to 1,000 ohms.

★ **TR-50 SERIES** We are now in a position to speed up delivery of our well-known Series of TR-50 Transmitter-Receiver Installation (50 watt power output, 1.5 to 12 mc/s, 12v. 24v. or 115/230 v. A.C., full set of equipment spares for 5 years' operation).

★ **RCA Speech Inversion Equipment** (ask for details).

★ **Submarine Search & Detection Equipment: Expendable Radio-Sono Buoy AN/CRT-1B.** Detecting Equipment AN/ASQ-1 (Write for details).

★ **BENDIX MF/HF Transmitting Installations (75-100 w. output—pre-set frequency selection, crystal controlled. Range: 300 Kc to 15 Mc.).**

★ We can help you with most of your communications and broadcast problems (short wave and medium wave Broadcast Transmitters, Studio Equipment, etc.). Your requirements can be fulfilled, without delay, at low cost with fully approved equipment.

★ MASTER OSCILLATOR AVT-22

The AVT-22 Master Oscillator is a highly stable source of RF power which may be utilised as an exciter at any frequency between 2 and 20 Mc/s. In conjunction with the AVT-22-B the unit is used for frequency modulation of telegraphically keyed CW signals. The Master Oscillator delivers a signal with a maximum deviation of ± 500 cycles (1,000 cycles swing) in the carrier frequency.

The Master Oscillator can be used with any type of Transmitter and is composed of the following major items:—

- 1 Oscillator Unit
- 1 Tone Generator
- 1 Regulated Power Supply Unit
- 1 Auto Transformer
- 1 Transmission Line Cable 50ft. long
- 1 set R.C.A. Tubes.

BRITISH SAROZAL LIMITED ELECTRONIC WORKS

1-3 MARYLEBONE PASSAGE - MARGARET STREET - LONDON - W.1

Cables: SAROZAL, LONDON

Telephone: LAngham 9351 (3 lines)

A.I.D. and A.R.B. Approved

Z & I AERO SERVICES LTD.,

Fully Serviced and Guaranteed Test Equipment

SLOTTED LINE TS-56/AP

Frequency range
*428-700 mc/s.
Input impedance 51 ohms

PRICE, complete with RF cable and adaptor, in carrying case, £65.



Packing and carriage 15/-.

RCA TYPE 710-A SIGNAL GENERATOR

Frequency range 370 to 560 mc/s. Direct calibration. Accuracy $\pm 1\%$. Output voltage 1 μ V to 90mV. Output impedance 50 ohms. PRICE, fully overhauled £45 Packing and carriage £1.

LAVOIE MODEL 105-SM (TS-127/U) HETERODYNE FREQUENCY METER
Range 375 to 725 mc/s. Fully overhauled. £25 Brand new, complete with spares and accessories. £32/10/-.
Packing and carriage 15/-.

G.E.C. TYPE BW-232 E.H.F. SIGNAL GENERATOR
Range 500 to 1,000 mc/s, Lecher Bar Tuning. Output 65db down on 1 watt. PRICE £85.
Packing and carriage £10/10/-.

MARCONI TF-643 ABSORPTION WAVEMETER
Frequency range 20 to 300 mc/s. PRICE £30.
Packing and carriage 15/-.

PHILCO BC-906 ABSORPTION WAVEMETER
Frequency range 150 to 235 mc/s. Accuracy approx. $\pm 2.5\%$. PRICE £22/10/-.
Packing and carriage £1.

I-222A CRYSTAL CONTROLLED SIGNAL GENERATOR AND FREQUENCY METER
Frequency range 8 to 15 mc/s and 150 to 230 mc/s. PRICE, with accessories, £13/5/-.
Packing and carriage £1.

MODEL 339 COSSOR DOUBLE BEAM OSCILLOSCOPE
Fully overhauled. PRICE £30.
Packing and carriage 12/-.

TS-89/AP POTENTIAL DIVIDER
For extending the voltage range of an oscilloscope, voltage ratios of 10 and 100 to 1. PRICE £5.
Carriage 5/-.

E.H.T. POWER SUPPLY UNIT
Providing stable output up to 3 kV in four ranges. Voltage continuously variable within each range. Current approximately 3 mA in all ranges. Mains operated. PRICE £35.
Packing and carriage £1.

HIGH VOLTAGE INSULATION TESTER
Range 0 to 5 kV A.C. or D.C. Mains operated. PRICE, complete with insulated probes, £25.
Packing and carriage £1.

EVERSHED MEGGERS
500 volt 100 megohms Bridge Megger £35.
500 volt 40 megohms Megger £25.
Carriage and packing £1/10/-.

PEN RECORDERS
Evershed Twin Pen Voltage Recorder, range 160-250 V. A.C. £75.
Elliott Single Pen Milliammeter Recorder, range 0-5 mA. £50.
Packing and carriage £2.

We are buyers of secondhand high-class test equipment, American war surplus communication equipment, etc. Particularly high prices paid for unmodified communication receivers BC-312, 342 and 348 and radio compass receivers R5/ARN-7.

Z & I AERO SERVICES LTD.,

19 Buckingham Street, London, W.C.2 Tel.: TRAfalgar 2371/2/3

Wireless World Classified Advertisements

Rate 7/- for 2 lines or less and 3/6 for every additional line or part thereof; average line 6 words. Number 2 words plus 1/-. (Address replies: Box 0000 c/o "Wireless World" Dorset House, Stamford St., London, S.E.1.) Trade discount details available on application. Press Day January 1957 issue, Monday, December 3rd. No responsibility accepted for errors.

WARNING

Readers are warned that Government surplus components and valves which may be offered for sale through our displayed or classified columns carry no manufacturers' guarantee. Many of these items will have been designed for special purposes and may have deteriorated as a result of the conditions under which they have been stored. We cannot undertake to deal with any complaints regarding any such items purchased.

NEW RECEIVERS AND AMPLIFIERS
EPIGRAM, model 3-3-3, transistor 3-speed portable record player; ask for details.
EPIGRAM portable sound reproducing equipment. Amplifiers with own built-in power supply.—For details and nearest dealer, write to W.W. Penco Products, Kings Langley, Herts, England. [6373]

SHIRLEY LABORATORIES, Ltd., 3, Prospect Place, Worthing, Sussex. Tel. 30536.
THE TWA/1515 stereoscopic tape recording and replay amplifier, separate meter monitoring on record and playback on both channels, 13 watts O/P each channel, 96gns; TWA/15 tape recording and reproducing amplifier, 15 watts O/P for Wearite and Collaro decks, 45gns; TWA/PA recording and replay pre-amplifier, 30gns; both with valve voltmeter monitoring; type 5B/1-15E high-fidelity amplifier, exceptionally wide tone-control system, 40mv sensitivity, 20gns; with two inputs and 3-position gram filter, 22gns; specialized amplifiers for the musical and scientific industries including the Mullard 20watt. [0095]

SPENCER-WEST Distribution and Communal Reception Amplifiers cater for all requirements.—Full data and leaflets on request to Spencer-West, Ltd., Quay Works, Great Yarmouth, Norfolk. Tel. 4794. [0007]

RECEIVERS AND AMPLIFIERS—SURPLUS AND SECONDHAND
AR88D, tuning meter, manual, exc. cond.; £45, spares available.—Box 4600. [6453]
HALLICRAFTERS 520R, excel. cond.; £20 o.n.o.—Binyon, 44, Kendall Ave., 5th, Sandstead, Surrey. [6474]

AR88D, mint condition, £45; also Bendix MN25X control box, cables, manual, £15.—Springer, 25, Florence Rd., Coochs Green, Birmingham. [6582]

HRO Rx's and coils in stock, also AR88, BC348R, OR100, etc.—Requirements please to R. T. & I. Service, 254, Grove Green Rd., London, E.11. Ley. 4986. [0053]

SHORT wave converters from new R.F.26 units, 7 or 1-5m/cs output, various models; from £4/10, s.a.e. details G3FBX—86, Cross Rd., Southwick. [6474]

LAMPLIFIER 15-watt (P225s) NFB, and A power pack, no electrolytics; "Acoustical" experimental V.H.F. receiver; Leak LP pick-up (1950) with diamond.—Box 4601. [6454]

"**WIRELESS** World" 7-valve F.M. tuner, unused, with cathode follower, magic eye, and power supply for use on 200-250 volts A.C., fitted with latest type P.M. components of the highest grade including specified temperature compensating capacitors; price £14/15 including 7 valves; accurately aligned and tested ready for use; approx. half original price, exceptionally good reproduction, ideal for use with all high fidelity amplifiers and recorders; as above but including high-grade cabinet 14 1/2" x 9 1/2" x 9 1/2", £18/10, limited number; bargain; above are despatched by passenger train in boxes lined with foam rubber to ensure safety in transit.—Box 5084. [6534]

RECEIVERS AND AMPLIFIERS WANTED
WANTED, Williamson amp., T.C. speaker.—"Rostrevor", Ryton-on-Dunsmore, Coventry. [6545]

TV RECEIVERS AND AMPLIFIERS—SURPLUS AND SECONDHAND
PHILIPS projection TV chassis, complete and working; £15.—Hall, 24, Nevem Mansions, Warwick Rd., S.W.5, Fremantle 9631. [6429]

PHILIPS projection television optical unit complete and in working order; £10.—Cosmic Radio, 6 & 8, Clifton Cres., Birkenhead. [6476]

TEST EQUIPMENT—SURPLUS AND SECONDHAND
AVO all-wave oscillator, 95kc, 40 megacycles; £10.—Box 5002. [6520]

BENDIX frequency meter BC-221-M 125kc/s-20mc/s, unused, spare valves; £50 o.n.o.—Box 4517. [6440]

NEW!



Partridge

Type P4014

This new Partridge unit is a High-Fidelity Transformer, employing "C" core construction for the Mullard 5-10 Amplifier.

(Distributed Load Version)

SPECIFICATION :

Primary Matching
 8,000 ohms anode-anode. Tapped 43% of turns.

Secondary Matching
 4 sections of 0.95 ohms. Thus suitable for accurate matching of most speakers.

Primary Inductance
 75 Henries minimum low level.
 250 Henries minimum high level.

Leakage Inductance
 Referred to primary: 12 mH maximum.
 ± pri. to ± pri.: 8 mH maximum.

Valve matching
 A primary D.C. current unbalance of 10% is permissible with no adverse effect upon performance.

Retail Price 98/6

and another new unit...

HIGH FIDELITY MATCHING TRANSFORMER

Type MG/5, suitable for moving coil pickups, ratio 1 : 50, fully screened in mu-metal case.

Retail Price 38/6

IMMEDIATE DELIVERY on both above units. See your Retailer now.

Write for full details of these and other units for special purposes.

PARTRIDGE TRANSFORMERS LTD
TOLWORTH SURREY

Phone : ELMbridge 6737/8

TEST EQUIPMENT—SURPLUS AND SECONDHAND

MARCONI V.H.F. standard signal generator, type 801A/1, 10-310mcg., little used, as new, perfect order; offers wanted.—Box 4515. [6438]

FHL signal generator, sub-standard, No. 1, also Taylor valve tester, model 47A, offers.—J. E. Latham, Rose Farm House, Mollington, Nr. Chester. [6515]

TAYLOR audio oscillator, 190A, £10; Cossor Miniscope, 1059M, £14; E.M.I. output meter 15-; all in perfect condition.—Angelman, 147, London Rd., Stockton Heath, Warrington. [6513]

WESTON E772 testmeter, 20,000 O.P.V. as new; £20 o.n.o. Copies "Electronic Engineering" formerly "Television & S.W. World," 1935-1955; offers.—"Coppella," Weston Way, West Moors, Dorset. [6500]

SIGNAL generators, oscilloscopes, output meters, valve voltmeters, frequency meters, multi-range meters in stock; your enquiries are invited.—Requirements to R.T. & I. Service, 254, Grove Green Rd., London, E.11. Ley. 4986. [0056]

NEW TRANSMITTING EQUIPMENT
R.E.E. "Communicators" for 28, 56 and 144mc/s Ham bands; complete modern 15-watt transmitter/receivers for a.c. mains or 12v d.c. operation; export enquiries invited.—R.E.E. Telecommunications, Greenhills Mills Works, near Cwefkerne, Somerset. Tel. Broadwindsor 377. [6289]

TRANSMITTING EQUIPMENT—SURPLUS AND SECONDHAND
ART 13 transmitter with dynamometer DY/12 headset and microphone, £60 o.n.o.; BC221, £12; all in good condition.—Tel. Popesbury 0811. [6450]

DYNAMOS, MOTORS, ETC.—SURPLUS AND SECONDHAND
BRIDGE connected rectifier units (large), 12 and 24v, charging auto cut-outs, 300 amp starter relays, 12 and 24v working; heavy duty starter packs, please see advert of October, "Wireless World," page 176. [6500]
T. W. PEARCE, 66, Gt. Percy St., W.C.1. [0012]

2000 c/s motor-alternator sets, input 220v d.c., output 80v, 1ph, 2,000c/s, 6.25 amps, 500VA, complete with starter, fuses, control panel and voltmeter, all mounted in ventilated steel cabinet, 14 1/2" x 26 1/2" x 9 1/2" high, new in original cases; £16, carb. extra.
P. B. CRAWSHAY, 94, Pixmore Way, Letchworth, Herts. Tel. 1851. [0096]

NEW COMPONENTS
CRYSTAL microphone inserts (Cosmocord Mic 6/4), in steady demand by Hams and Sound Engineers; guaranteed newly made and boxed in 15/6 post free.—Radio-Aids, Ltd., 29, Market St., Watford. [0169]

COMPONENTS—SURPLUS AND SECONDHAND
RADIO CLEARANCE, Ltd., 27, Tottenham Court Rd., London, W.1. Tel. Museum 9188.

ELECTROLYTICS: Capacity, voltage, size, type of mounting, price post paid, 25, 25v, 1/2" x 1 1/4", W/E, 1/3; 500, 12v, 3/4" x 3/4", W/E, 2/1; 1,000+1,000, 6v, 1 x 3, clip, 3/3; 1,000, 6v, 1 x 2, clip, 2/3; 1,000+2,000 6v 1 x 3 clip, 3/9; 1,000, 12v, 5/8" x 1 1/4", clip, 1/3; 2,000, 12v, 1 1/2" x 2, clip, 3/6; 50, 25v, 1/2" x 1 1/4", clip, 1/9; 100, 25v, 1/2" x 1 1/4", clip, 1/3; 1 x 1 x 3, clip, 3/0; 3,000, 25v, 1 1/2" x 4 1/4", 5/1; 5,000, 25v, 1 1/2" x 4 1/4", 6/6; 2,500, 50v, 1 1/2" x 4 1/4", 6/6; 5, 150v, 5/8" x 1 1/4", W/E, 1/3; 8, 150v, 5/8" x 1 1/4", clip, 1/3; 40+40, 150v, 1 x 2, clip, 2/9; 100, 275v, 1 1/2" x 3, clip, 3/1; 60+250, 275v, 350v, 1 1/2" x 4 1/4", clip, 6/1; 8, 450, 3/4" x 2, clip, 1/9; 16+16, 350/425v, 1 1/2" x 2, lug, 4/3; 20+10, 450v, 1 x 3, clip, 4/1; 8, 500v, 1 1/2" x 2 1/4", clip, 2/3; 32+32+8, 350/425v, 1 1/2" x 3, clip, 5/1; 32+32, 350/425v, 1 1/2" x 2, clip, 4/1; 100, 350/425v, 1 1/2" x 2, clip, 4/4; 2, 350v, 5/8" x 2, 1/3; 16+16, 350v, 1 x 2, clip, 5/6; 16+16, 275v, 1 x 2, clip, 3/1; 32+32+8, 275v, 1 1/2" x 2, clip, 4/3; 100+200, 350v, 1 1/2" x 4 1/4", clip, 7/1; 50+50, 350v, 1 1/2" x 3, lug, 4/6; 200, 250v, 1 1/2" x 3, clip, 5/6; 16+8+4, 275v, lug, 4/1; 200+250+500, 275v, 2 x 1/2", clip, 6/1; all A.L.I. cans, some with sleeves, all voltages WKG, surge V where marked, all new stock guaranteed.

TELEVISION chassis, cadmium plated steel, size 14 x 13 x 2 1/2 in., complete with 13 valve holders (9-B9A, Fax, 1-B9A, Cer, 2-B7G, Cer, 1-int. Oct, amp), 20 various tag strip cut away for metal ret., line trans., etc., 9/11 each, post paid.

FRONT and rear tube mounts to fit above chassis, 3/- pair post paid.

F.M. focus rings, wide angle, tetrode tube, fully adjustable, 9/11 post paid.


SCANNING coils, wide angle, with mounting lugs, 19/6, post paid

T.V. metal rect. 250v 250mA. H.W. size 2 1/4" x 4 1/2", 12/6, post paid.
C.T.V. IP's 34Mc/s, 2nd, 3rd, 4th, vision cans 13/16 x 13/16 x 2 1/2", slug tuned, set of three 5/6 post paid
 8mf. 600/750v, paper conds., 4in x 2in x 4 1/4 in; 6/6.
 1000 w/w pots, 3w, 1in spindle; 2/6.
RADIO CLEARANCE LTD., 27, Tottenham Court Rd., London, W.1. Tel. Museum 9188. [0015]

"AUTOMAT" CHARGERS and POWER PACKS

as supplied to Ministries, Airline Co.s, etc., up to 600 watts. Correct design, best materials and workmanship.

Selenium rectifier stacks, 40 ma. to 10 amp., with or without transformers.



"AUTOMAT" SELF REGULATING CHARGERS "Export" model as illus. for 6 v./12 v. 5 amps., using S.T.C. selenium rectifier, damp-proof, ultra reliable, wt. 16lb., for 215/245 v. A.C. 28/5/- Carr. 4/6 extra. Gtd. 12 months. Also our well-known 12 v. 3 amp. charger with protective ballast and glow indicator, 69/6, ditto, 6 v. 2 amp./12 v. 2 amp., 69/6.

ditto, 12 v. 1 amp., 42/6, postage 1/10, wt. 9lb.

FOOLPROOF CHARGER KITS. Genuinely trouble free and ultra reliable. As sold for 11 years through "W.W." with full data sheet and instructions. No. 1 Kit. Westalite 3 amp. rectifier, 65 watt tapped, impregnated trans., ballast bulb, for 2 v., 6 v., 12 v. charger, all rectifier troubles eliminated, 46/-, p.p. 1/10. Handsome steel case, ready punched, louvred, enamelled, 12/6. No. 1A Kit. 3 a. rectifier, 95 watt trans., ballast res., ammeter for 2 v., 6 v., 12 v., 3 a., 52/6, p.p. 1/10. No. 2 Kit. 12 v. 2 amp. rectifier, 45 watt trans., ballast/indicator bulb for 2 v., 6 v., 12 v. charger, 38/6. Case 12/6, p.p. 1/10. Wt. 8lb. with case. Minor Kit, 6 v. 2 amp., 32/-, p.p. 1/10, case 12/6 extra. Senior Model, for 6 v./12 v. at 4 to 5 amp., 12 v. 5 amp. S.T.C. rect., 85 watt trans., ballast bulb, 68/-, p.p. 2/-. Slider Kit, 120 watt trans., 14 v. 6 amp., large finned type rect., slider res., high grade ammeter, wt. 17lb., for 6 v./12 v. charger, 24/13/-, carr. 4/-.

SELENIUM RECTIFIERS, new stock not surplus. 6 v., 1 a., 4/-, 2 a., 7/6, 4 a., 15/-, 12 v. 0.5 a., 5/-, 1 a., 7/6, 2 a., 9/-, all p.p. 6d. 12 v./14 v. 3 a., to 3.4 a., 15/6, 5 a., 27/-, Large finned 6 a., 32/-, p.p. 10d. 24 v., 50 mA., 2/9, 24 v. 0.3 a., 9/-, 1.5 a., 15/-, 3 a., 27/-, 5 a., 42/-, 8 a., 62/-, all p.p. 10d. 50 v. 1 a., 24/-, 2 a., 47/-, 230 v. 1 a., 97/-, p.p. 1/8. H.T. rectifiers, 120 v. 80 mA., R.M.2, 3/4, 135 v. 30 mA. eltra., 5/6, 250 v. 60 mA., 7/-, 250 v. 100 mA. bridge, 14/6. All p.p. 6d. Many other L.T. and H.T. types in stock.

CHAMPION PRODUCTS

43, Uplands Way, LONDON, N.21. Phone LAB 4457

COMPONENTS—SURPLUS AND SECOND-HAND

SOUTHERN RADIO SUPPLY, Ltd., 11, Little Newport St., London, W.C.2. See our displayed advertisement, page 176.

MAGNETRONS 2K33 (qty. 7) 3/31 (9), C.R.T.s 5P7 (15), 6013A (42), 4C35 (4); new makers cartons; others required.—S. & E. S., Ltd., 11, Mooton Parade, High Rd., Streatham, S.W.16. Tel. Streatham 6165. [6522]

MAGSLIPS at low prices, fully guaranteed, 3 in. Resolvar No. 18881 (AP) 50v., 50cs. unused, each in tin, 35/-, post 2/-; large stocks of these and other types.—P. B. Crawshaw, 94, Pixmore Way, Letchworth, Herts. Tel. 1851. [0087]

NEW GRAMPHONE AND SOUND EQUIPMENT

3-SPEED portable transistor gram (operates on 4 1/2 volt battery); 21gns. 200mW transistor amplifiers; 10gns. 4-WATT H.F. models soon. TRANSISTOR pre-amps; still 29/15. COLLARO decks £20, amps 23gns and 25gns. WEARITE, reflectograph decks, and amps available.

HARDING ELECTRONICS, 120a, Mora Rd., Cricklewood, London, N.W.2. Gladstone 1770. [0032]

SPECIAL tape offer now coming to an end, prof. tape at 1,200ft. 22/6 (21/- each 6 and above); 1/6 P.P. plastic, not paper, guaranteed; satisfied users everywhere.

RECORDERS by Ferrograph, Leavers, Rich; **MAGNET** recorders, blank disks, microphones. **TAPE/DECK** service specialists in music recording and editing. "ERCOICA" RECORDING STUDIOS (1949), Recorder House, Peel St., Eccles, M/c, Eccles 1624. Director, Thurlow Smith, A.R.M.C.M. [0122]

TOP quality audio/cabinets at modest prices, requirements.—Send for list from A. F. Audio-gram Co., 9, Warmington Rd., S.E.24. Bri. 9937. [6550]

CONTINENTAL A/M-F/M gram chassis complete with 3 speakers internal dipoles and magic eye escutcheon, 6 valves and rectifier, variable ferrite A.E. brand new; £25 including tax.—M.C.V.F. Farrington Rd., E.C.1. [6496]

NEWEST Sonomag portable tape recorder, using latest Collaro 3-speed transcriber in compact portable form measures 17in x 14in x 7in and includes new Collaro microphone and tape; price 48gns. Contemporary Console model in pale oak, mahogany or striped walnut, only wants seeing; 58gns.—See below.

NEWEST Sonomag Adaptortape unit for immediate connection to your own Hi-Fi equipment, latest Collaro 3-speed deck, newly designed pre-amplifier, frequency response 30 c/s to 16 KC/s automatic compensation on both record and replay to C.C.I.R. professional standard; price 32gns. Special power-pack if required; 4gns extra.—See below.

NEWEST design Sonomag apparatus described above is guaranteed; demonstration by appointment with pleasure, day or night; leaflet on request.—Sonomag, 2, St. Michael's Rd., Stockwell, S.W.9 (minute Stockwell Tube). Bri. 5441 (three lines). [6557]

CINE-VOX disc recording equipments, type C71 for high-quality recordings from existing microphone equipment; price from 28gns; also available as a complete channel inclusive of mic., amplifier and playback equipment, at 70gns; type C7 for highest quality professional requirements—recorder mechanism at 48gns, or complete channel at 110gns; demonstrations arranged in London. PLEASE write for details to K.T.S., Ltd., "Coplow," Park Rd., Braunton, N. Devon. Tel. Braunton 224. Callers by appointment only. [0210]

ALL Hi-Fi enthusiasts please note!—We are supplying the Collaro tape transcriber complete with pre-amplifier and power pack ready to plug into any amplifier for only 36gns—making it one of the lowest-priced quality tape recorders on the market; all other makes of recorders in stock; easy terms available.—Sound Tape Vision (Dept. W.W.), 71, Praed St., London, W.2. Pad. 2807. [0211]

GRAMPHONE AND SOUND EQUIPMENT—SURPLUS AND SECONDHAND—SNELL for bargains. ONE only, Grundig T.K.9, complete and perfect; £35. ONE only, Editor, as above; £25. ONE only, Editor, latest model; £35. ONE only, Editor, Super Hi-Fi; list £63 for £40. ALL carriage paid. FOR all your requirements, write:—SNELL THE MUSIC SHOP, Est. 50 years, 15, Station Rd., Llanelli. [6544]

LATEST model Truvox tape deck, perfect; best offer nearest £20.—Box 4573. [6452]

SANDFILLED corner baffle, 12in speaker, amplifier; £15.—Details Box 4818. [6494]

M.S.S. studio recorder, 33/78, with amplifier, needs attention; £40.—Tel. Hampstead 7549. [6554]

GRAMPIAN B.C. type A disc cutter head, as new, £15; also Technicon disc recorder, with amplitude meter, £25.—Box 4984. [6517]

GRUNDIG TK12 tape recorder with microphone and tapes, little used; £60.—A. Smith, 26, Basildon Drive, Laindon, Essex. [6503]

COMMUNICATIONS EQUIPMENT

WIRELESS SET 19 MK. III. Frequency 3-8 Mc/s. and 235 Mc/s. Antenna output 8 watts. Systems A.1, A.2, A.3. Power source 12 v. battery with operating equipment for mobile or ground use. **AMPLIFIER** R.F. NO. 2. For use with Wireless Set No. 19 MK. III. Boosts antenna output to 30 watts. **WIRELESS SET** 132D. Frequency 3-8 Mc/s. in two switched bands. Q.W. and frequency modulated and amplitude modulated E.T. Remote control facilities. Mobile or fixed station use. Power source 12 v. D.C. **WIRELESS SET** 62 Mk. II. Frequency range 1.6-10 Mc/s. in two switched bands. Crystal controlled. For mobile use, Systems A.1, A.2, A.3—with operating equipment. Power source 12 v. D.C. **CRYSTAL CALIBRATOR** NO. 10. For use with Set 62. **MOBILE RADIO TELEPHONE**. 70-90 Mc/s. complete with loudspeaker, hand microphone, etc. **HANDY TALKIE** SCR-538. Frequency range 3.5-6 Mc/s. Complete with spare coils, etc. **TC3 TRANSMITTER/RECEIVER** STATIONS, complete. Frequency range 1,500 kc/s-12,000 kc/s. Output 10 watt phone, 25 watts C.W. All operating equipment including Remote Control with loudspeaker and choice of Dynastor Supply (12 v., 24 v., or 115 v.) **AIRCRAFT RADIO COMPASS**. Installation Type SCR289G. Frequency coverage 200 kc/s-1750 kc/s in three switched bands. Superhet communications receiver with compass circuit elements. Remote Control facilities and motor driven aerial loop complete with all operating accessories.

AIRBORNE VHF EQUIPMENT. ARC-1 multi-channel transmitter/receiver, complete. 100-156 Mc/s. ARC-3 10-channel transmitter/receiver complete. 100-156 Mc/s. **MICROPHONE INSERT**. G.P.O. Carbon. 2/6 each. **TELEGRAPH AND TELEPHONE EQUIPMENT**. Filter, line and directional. High Speed Morse Telegraph Transmitters. Telegraph Tape Printer. Terminal Units Apparatus VF Speech + Duplex. Apparatus VF Speech + Simplex. Apparatus two-tone Telegraph. Carrier Terminals 1 + 1. Carrier Terminals 1 + 4. Apparatus VF 3-channel Duplex. Field Telephone Sets types D.F.H. and L. Switchboards, universal call, 6-line and 10-line. Prices and further details on request.

Transmitting valves, types 803, 805, 832. Magalips Hunter 3in. used, at 6/6 each. Morse Keys, totally enclosed A.M. type, at 1/6 each. Aerial wincches, Air Ministry type 5, at 2/6 each. Flexible Drives, 7ft. 6in. long. **ATTENUATOR ASSEMBLIES** for "T" networks 21 steps vitreous wire wound resistors.

R. GILFILLAN & CO. LTD., 7, HIGH ST., WORTHING, SUSSEX. Tel. Worthing 8719 and 30181. Cables "GIL WORTHING." Codes BENTLEY'S 2nd

SOLDERING ?



for 25 years the best

25 watt Instrument Model

A model for every purpose

Leaflets on request from: W. T. HENLEY'S TELEGRAPH WORKS CO. LTD. 51-53 Hatton Garden, London E.C.1 Tel: CHAncery 6822

TELEGRAPH AND

TELEPHONE APPARATUS

TELEPRINTER TERMINAL UNITS
LINE UNITS

RELAYS
WHEATSTONE PERFORATORS & TRANSMITTERS

3 AND 6 CHANNEL DX EQUIPMENT

RINGING CONVERTERS

VOICE FREQUENCY RINGERS

S + DX FILTERS

2-TONE TELEGRAPH UNITS

LIMITING FILTERS

VOICE OPERATED RELAYS

1 + 3 TERMINALS

1 + 4 TERMINALS

HALLSCHREIBER EQUIPMENT

MCCLROY EQUIPMENT

HIGH SPEED UNDULATORS

TELEPHONE SWITCHBOARDS

BYPASS AND DIRECTIONAL FILTERS

TELEPHONE AND TELEGRAPH REPEATERS

P. HARRIS

ORGANFORD DORSET

Telephone: Lychett Minster 212

DEPENDABLE RADIO SUPPLIES

12a TOTTENHAM STREET, W.1.
(2 minutes Gooch St. Station
opp. Heals in Tott. Ct. Rd.)
Phone. LANGHAM 7391/2
Hours of business 9-6

RELAYS P.O. TYPE 3000. We can supply the following relays brand new and from stock. 1,000 ohm. coil 2 makes H/D Tungsten-contacts high voltage ribbed spacers. Price 10/6 each.

2,000 ohm. coil 2 makes H/D pho/bronze contacts fully tropicalised. Price 15/- each. 1,000 ohm. coil 1 make 1 break L/D silver contacts fully tropicalised. Price 12/6.

500 ohm coil change over with adjustable timer, L/D silver contacts. Price 15/- each. 500 ohm. coil 4 makes H/D pho/bronze contacts fully tropicalised. Price 15/6 each.

6.4 ohm. coil 2 makes L/D silver contacts fully tropicalised. 10/6 each. These are just a few sizes from a range of over 100 types that we carry in stock.

SIEMENS HIGH SPEED RELAYS. 250 ohm. double coil. Price 8/6 each. We can also change coils and contacts over to suit your particular requirements.

HEADPHONES SPECIAL OFFER

D.L.R.2 low resistance balance armature complete with band and plugs. Price 10/6 each. P.P. 1/6.
H.F.38 Amer. lightweight. Wes. Elec. incl. lead with P.L.354 plug. Price 9/- inc. P. & P.

ROTARY TRANSFORMERS

H.T.31. 11.5 volt in 250 volt out at 125 ma. price on application.

H.T.32 11.5 volt in 490 volt out at 60 ma. price on application.

H.T.11 11.5 volt in 365/310 out at 30 ma. price 27/- each.

Type 47.9 volt in 20 watts 450 out at 50 ma. price 35/-.

American 27 volt in at 1.75 amps. output 285 v. at .075 amps. Price 37/6 each. P. & P. 2/-.

American 12 v. in at 1.75 amps. output 285 v. at .075 amps. Price 57/6 each. P. & P. 2/-.

HEAVY DUTY SLIDING RESISTORS 250 v. at 25 amps. Resistance 0.4 ohms. Price 12/6 each. P. & P. 3/-.

1 ohm. at 125 watts. 12 amps. Price 12/6 each. P. & P. 3/- each.

Both brand new and boxed.

TAPE RECORDER MOTORS. Single phase suitable for tape recorders, radiograms, workshops, etc. Reversible 200-230 v. 5in. oz. torque, 1,400 r.p.m. Capacitor start. Weight 4 1/2 lb. Length overall 5in. spindle both ends. 3/4 in. x 3/4 in. x 3/4 in. Price inc. P. & P. and capacitor 55/-.

AMERICAN RADIO RECEIVER BC733D. Brand new and boxed. Price per ea. £4/10/-, post and packing 3/-. Special price for quantities.

SPECIAL OFFER. American bulbs 6-8 v. 25 amp., M.Bc., price 4/6 per doz. or 27/6 per 100. 12-16 v. 1 amp., M.Bc., 5/- per doz. or 32/6 per 100. Postage free.

MINIATURE JONES PLUGS AND SOCKETS. 6 pin rear entry cover on plug 36/- per doz. or 3/3 each, postage and packing 1/6 per doz. or 3d. each.

LARGE STOCKS OF A.R.88 SPARES AND AMERICAN COMPONENTS. 807 valves. Brand new and boxed. Price 5/- each, post and packing 9d. Special prices for quantities.

SPECIAL OFFER

D.L.R. No. 5 BALANCE ARMATURE INSETS. Brand new. Price 7/6 each or 84/- per doz. These can be put to many uses i.e. microphones, intercom, etc.

PLEASE SEND FOR LISTS. All the above special prices quoted for quantities. Please call and see our varied stock. Full page advert. in November issue.

GRAMOPHONE AND SOUND EQUIPMENT—SURPLUS AND SECONDHAND

E.M.I. 20-watt rack equipment for radio reproduction, complete with 50 speakers; suitable holiday camp, factory, etc.; £40 o.n.o.—Box 4512. [6435]

SELL. Minifon pocket recorder, accessories, offers; consider exchange for pair Sorozal TR50/Mk. III TX/RCX, U.S.A., mains, fully complete; s.a.e.—Bowes, 12, Foundry Row, Coxhoe, Co. Durham. [6516]

1. 4-watt, 5-valve amplifier for tape decks, containing bias, volume and tone controls, power pack and speaker, mains 200-250; price £8/10/- 60-watt auto transformer, as new, 25/-—R. Davies, Thorpe Leazes Farm, Stockton-on-Tees, Co. Durham. [6449]

6 VITAVOX 72in exponential horns complete with G.P.1 pressure unit, excellent condition, £12/10 each; 1 acoustical MB32 30-watt amplifier and 2 Goodmans 12in speakers, in cabinets, £27/10; 2 Vitavox hand microphones, £2 each.—Williams & Son, 22, High St., Abergavenny. Tel. 231. [16524]

WANTED, EXCHANGE, ETC.

WANTED, receivers A.P.R.4, also T.N.16, 17, 18, 19, etc., and any radio test gear, **LESLIE DIXON & Co.**, 214, Queenstown Rd., Battersea, S.W.8. Macaulay 2159. [0176]

WANTED BC-312, BC-342, BC-348, H.R.O., SCR-506A, BC-653-A, BC-652-A, any quantities, any condition.—Box 5085. [6535]

WANTED, valves, TV tubes, televisions, radios, radiograms, tape recorders.—Stan Willetts, 43, Spon Lane, West Bromwich, Staffs. Tel. 2392. [5847]

WANTED, HRO coils, Rxs., etc. A.R.88s; BS348s; S27s, etc.—Details to R.T. & I. Service, 254, Grove Green Rd., London, E.11. Ley. 4986. [0163]

WANTED, B.C.610 Hallcrafters, E.T.4336 transmitters and spare parts for same; best prices.—P.C.A. Radio, Beaver Lane, Hammersmith, W.6. [0079]

WANTED, scrap, wire cable, transformers, N.F. metal components, top prices paid; please ring Cun. 3280 or write J. Feldman & Co., 31, Lord Hills Rd., London, W.2. [6459]

SPOT cash ready for purchase of surplus and bankrupt stocks of new valves and components; we sell plain valve cartons; list on request.—R. H. S., Ltd., 155, Swan Arcade, Bradford. [0190]

75% for a/hand records, players, radios, TV, amplifiers, tape recds., etc., in p/exchange new goods, full details in booklet C/337 (price 1/- in stamps)—Arcade Recording Circuit, Arcadian Gdns., London, N.22. [6512]

URGENTLY wanted, manuals or instruction books, data, etc., on American or British Army, Navy or Air Force radio and electrical equipment.—Harris, 93, Wardour St., W.1. Gerrard 2504. [6479]

WANTED, good quality communication RYS tape recorders, test equipment, domestic radios, record players, amplifiers, valves, components, etc., estb. 18 years.—Call, send or phone Ger. 4636 Miller's Radio, 35a, Newcourt Court, Leicester Sq., W.C.2. [6059]

WANTED, signal generators, types TFI44G, TF762A, TF867, frequency meters types BC221, TS174, TS175, also receivers types R1359 and R1294.—Send price and details to Hatfield Instruments, Ltd., Crawley Rd., Horsham, Sussex. Tel. Horsham 3232/3. [0037]

ALL U.S.A. V.H.F. test and communication equipment; TS174, TS175, TS47, B.O.221 freq. meters; receivers 1234, 1359; Hallcrafters S.27, S27CA U.S.A. APR4 and tuning units TN16, 17, 18 and 19, RCA AR88D-LF Hallcrafters SX28; valves 707A-707B, 2K28, 2K39, 2K53, 2K41; highest offers given by return.—Ger. 8410 and 4447.—Universal Electronics, 22, Lisle St., Leicester Sq., London, W.C.2. [0229]

VALVES

A NOTHER amazing valve offer from Walton's! All new stocks and every valve tested before despatch, of special interest to dealers, service engineers, etc. 48 USEFUL type valves for only 45/- post paid. EACH set comprising 6 VR91/EF50 Red, 6 VR91/EF50 Silver, 6 VT52/EL32, 6 VT501/TT11, 6 VR56/EF56, 6 VR92/EA50, 6 VR54/EB54, 6 V120 or V120A or V124. **WALTON'S WIRELESS STORES,** 48, Stafford St., Wolverhampton. [0102]

OVER 100 valves, including some of the following: VR 122, VT 51, VT 105, KT 8; 22 the lot.—Apply: Medical School Workshops, Guy's Hospital, S.E.1. [6556]

VALVES WANTED

A LL types of valves British or American, A transmitting and receiving; keenest cash prices paid. What have you to offer?—Write or call Lowe Bros., 9a, Diana Place, Euston Rd., N.W.1. [4485]

CABINETS

L EWIS RADIO have the best selection and finest finish.—See page 178. [0224]

REPAIRS AND SERVICE

M AINS transformers rewound, new transformers to any specification. **MOTOR** rewinds and complete overhauls; first-class workmanship; fully guaranteed. **F.M. ELECTRIC Co., Ltd.,** 4, Peters Bldgs., Warser Gate, Nottingham. Est. 1917. Tel. 47898. [0113]

EXCELLENT REPRODUCTION

with the

LOCKWOOD

Standard Loudspeaker Cabinet



The Lockwood Standard Loudspeaker Cabinet has been designed to give reproduction of a very high order and can be "tuned" to suit any combination of L.S. Units. Accepted as a standard for high-quality monitoring by broadcasting, television and recording studios throughout the world, this cabinet is also suitable in every way for the home.

* **THE LOCKWOOD STANDARD LOUDSPEAKER CABINET** has been developed from the Monitoring Loudspeaker Cabinet used by the B.B.C. (B.B.C. Patent No. 696,671).

* "Wireless World," November and December, 1950.

Two versions are available . . .

Major Model £35
Minor Model £25

Brochure free on request.

Export and Tropical Models available. Trade enquiries invited.

Demonstrations in London by

City Sale and Exchange Ltd., 93/94 Fleet Street, E.C.4. Telephone FLE. 9391/2

Two new model cabinets, a Console for housing complete equipment, also a Radio-Gram cabinet will be ready during the early part of December. Enter your name on our mailing list now, for details when ready.

LOCKWOOD

Acoustically Designed Cabinets

LOCKWOOD & COMPANY
(WOODWORKERS) LTD.
LOWLANDS ROAD, HARROW, MIDD.X.
BYRON 3704

BENSON'S BETTER BARGAINS

BC624A. (SOB522.) New condition, with 10 valves. 100/150 Mc/s. Less static and relay, 50% (real 5/-).
VALVES 45/6; 6C4, 6AG5, 9001, 9003, 85N7, 6AM6, 6L9, VR99, VR109, 3A5, 12SK7M, 12A6, 807E, KT330, 12S7L, EP54, 6AG7, T711, EC62, 6K7GT, 6BH7M, 6AG7, Pen46, at 4/-; EP50, RK34, 3EY, Morse, large, covered, 10/6; small 2/6. **SWITCHES**, Knifs, large, DPO, 15/-; **COMMAND** RK5, 1.5-3.0 Mc/s. Brand new, with valves, 55/-; BC454, 3-6 Mc/s., 45/- (post 3/-). **Condensers**, var. epindled, ceramic, 15, 25 or 50 pfs., 1/3; 75 pfs., 1/6; butterfly 25 pfs., 1/6. **SPEAKERS**, new 8in., in round grey metal case, 27/6 (post 3/-). **RKS 112/114** (TR1987), with 3/BF91, 3/B191, 5 rang tuner, new, 37/6; less valves, 7/6. **Circuit L.-MOTORS:** Gram., 230 v. Induction, 78 r.p.m. with governor (Garrard), 30/- (post 2/9); **SYNCO**, RK5, 230 v. geared to 1 r.p.m. final, new, 22/6; **Synoh**, 100 v. 3,000 r.p.m. 10VA, 10/-; **SUPPRESSORS**, radio interference, ex-works, 5/6 (post 2/-). **BRAND NEW R.F.** 28, 27/6 (postage 2/6); **EP54**, R25, 10/6. **DYNAMOTORS** (post 3/-), 12 v. to 250 v., 65 m.A. and 6.3 v. 2.5 A., 10/6. **Filters** for these, 2/6. **EDDYSTONE** 12 v. to 190 v. 74 m.A., cased, 15/-; 11 v. to 300 v. 200 m.A., cased, 15/- (carr. 8/6). **CLOCKWORK** Contactors, 2 impulses per sec., 8/6. **U.S.A.** type, small, 9/6. **1939A**, 100/150 Mc/s., 13 valves, used, good condition (damaged meters), £2 (carr. 10/-). **THERAT** MIC3., U.S.A., new, 2/6. **METAL RECTIFIERS:** 600 v. 30 m.A., 6/-; 500 v. 500 m.A., 10/6. 1,000 v. 30 m.A., 7/6. **WAFER SWITCHES**, 1 pole 11 way 2 Bank 3/6; 4 P 3 W, 4 P 2 W, 1 P 6 W 5 B, 2/6. **SPLITTERS**, 15 s., G.R.G., D.F. switch, 4 fuses, new, 15/6. **IF AMPLIFIER** 178, 13.0 Mc/s., with valves, 15/6 (postage 2/6) each. **RELAYS**, 6 v. 2 break, 1/6. **I.F.T.'S** 10/13 Mc/s., camed, new, 1/3. **R1155** Coilpacks, new, 12/6. **Used, 9/6.** **CHOKES:** L.F. Ferranti, 10H, 120 mA, Screened, 7/6. 10H, 200 m.A., 8/6; 5H, 200 m.A., 5/6. **HEADPHONES**, L.B. super lightweight HS 30B, 17/6. **VIBRAPACKS:** Mallory 12 v. to 250 v., 80 m.A., synch. reversible, 18/6; 12 v. to 150 v. 30 m.A., smoothed, filterable, 15/6; 6 v. to 280 v. 75 m.A. smoothed, filtered, 25/-; 2 v. to 450 v. and 160 v. (dual-vibrator), smoothed, filtered, 30/- (post, each, 3/-). **POTENTIOMETERS**, ex. A.M. Carbon; standard values, 600 Ω to 2M Ω 1/6; **Wirewound**; insulated, 500 Ω to 100k, 2/6; non-insulated 100 Ω to 20k 1/3. **Vitreous Resistors:** 3 Ω to 100k., 3 to 120v., 40 values, 9d. & 1/6. enquiries invited **List and enquiries.** S.A.E. please! Terms: C.W.O. Postage extra. Immediate despatch.
Callers and post: W. A. BENSON (W.W.),
 136 Rathbone Road, Liverpool 15.
 SEF 6853.
Callers: SUPERADIO (W'chapel) LTD.,
 116 Whitechapel, Liverpool 1. ROY 1130.

FM and HI-FI COMPONENTS

In stock for the
WIRELESS WORLD FM TUNER UNIT
DENCO FM TUNER circuits 1s. 6d.
RADIO CONSTRUCTOR FM " 2s. 0d.
MULLARD AMPLIFIERS " 3s. 6d.
G.E.C. 912 PLUS AMPLIFIER " 4s. 0d.
G.E.C. FM PLUS TUNER " 2s. 6d.

Separate price lists on request to
J. T. FILMER MAYPOLE ESTATE
 BEKLEY, KENT
 Tel.: Bekleyhth 7267

QUARTZ CRYSTAL UNITS



The type B7 unit is mounted in the standard B7G valve envelope and is hermetically sealed and fully evacuated.

Available for the frequency ranges from 100 kc/s to 500 kc/s and from 3 Mc/s to 16 Mc/s. Gold electrodes applied by cathodic sputtering give permanence of calibration. Normal adjustment accuracy 0.01%, Max. adjustment accuracy 0.003%.

Early delivery can be given of some frequencies and we will be pleased to quote for your specific requirements.

THE QUARTZ CRYSTAL Co., Ltd.
 63-71, Kingston Road,
 NEW MALDEN, SURREY

Telephone: MALDEN 0334 Cables, etc.: QUARTZCO NEW MALDEN

REPAIRS AND SERVICE

MAINS transformers, E.H.T.'s, chokes, field coils, etc., promptly and efficiently re-wound or manufactured to any specification. **LADBROKE REWIND SERVICE, Ltd.**, 820a, Harrow Rd., London, N.W.10. 10222
VAC and drill armatures rewound, 17/6, fully guaranteed; reduced price for quantities. -K. Remington, 7, Teapot Lane, Maldstone. [6420]
3/- Large roll Empire tape, suit rewinders; 2/- gross assorted self-tapping screws or B.A. screws.—Beal, 17A, Broad St., Brighton. [0258]
TRANSFORMER rewind service mains, E.H.T. transformers and chokes, prompt delivery, range of replacement types ex-stock or manufactured to your specification. **METROPOLITAN RADIO SERVICE Co.**, 75, Kilburn Lane, London, W.10. Ladbroke 2286.
D. C. BOULTON for repairs to any loudspeaker; specialists on heavy and P.A. types; cone assemblies; field coils; repair accessories, pressure units, microphones; transformers rewound and to specification; motor rewinds.—134, Thornton Rd., Bradford, 1. Tel. 22858. [0171]

PAINTS, CELLULOSE, ETC.

PANL, the air-drying black crackle paint; 3/6 per 1/2 pint can.—G. A. Miller, 8, Kenton Park, Kenton, Middx. [0250]

BUSINESS OPPORTUNITIES

A REPUTABLE Canadian manufacturing company, engaged in precision electronic and light mechanical engineering, desires to increase its sales and manufacturing range. The company possesses Canada-wide representation and a well balanced design, manufacturing and servicing organization with a full range of machine tools, test gear, painting, plating and assembly facilities. Inquiries are invited from companies wishing to extend their sales in Canada or wishing to have equipment made under license in Canada. All letters to be treated in the strictest confidence. First-class references will be provided.—Box 872, Dorland Advertising, Ltd., 18-20, Regent St., S.W.1. [6499]

WORK WANTED

P.T.F.E. machining and moulding capacity available.—Bel Marborough Yard, London, N.19. Tel. Archway 5078. [0187]

TWO telecommunication and electro-mechanical engineers with van, would like contact for installation and maintenance of domestic or industrial equipment including TV, 100 miles radius.—24, Clarke's Rd., Hatfield, Herts. [6484]

CAPACITY AVAILABLE

FACTORY Capacity available for the following categories:
PLASTICS Injection Moulding; (3 oz.)
ALUMINIUM Die-Casting.
LIGHT Engineering.
ELECTRONIC & Electrical Assembly Location Wiltshire.—Box 0077. [0114]

IMMEDIATE capacity light assembly, wiring, toolmaking, small injection moulding, quick delivery short or long runs.—Box 5110. [6541]

WIRING and light electrical assembly work undertaken; quotations given for prototypes or quantity.—Box 5116. [6546]

CAPACITY available, electronic wiring, assembly, short runs welcome at keen prices, work collected and delivered in London area, location South London.—Box 4602. [6455]

VACUUM Varnish Impregnation to RCS 214.H2, quick service; enquiries welcomed.—Andec, Ltd., Gosbrook Rd., Caversham, Reading. 71763. [6495]

MISCELLANEOUS

POWER in packets.
EX. A.M. High Tension Batteries, all fully guaranteed and perfect, 120v small, 2/3 ea., 6 for 11/-, 12 for £1; 67½y (E101), 4/- ea., 6 for £1; 12 for 30/-; 50v 1/9 ea., 12 for 14/-; 22½v 2 ea., 12 for 15/-; 90x1½v, 10/6; 87x64½x4½, 10/6 ea.; all inc. p. & p. S.A.E. for full list and sizes.
DIGGINS, 129, Radnor St., Manchester, 15. [6458]

TAPE to disc; 12/6.—Mobile Recording Services, 5, New Brown St., Manchester. [6555]

KOLER type A1X automatic coil winder machine, complete, used once only; offers wanted.—Box 4516. [6439]

BAND III conversion easily carried out with Spencer-West type 66 printed circuit converter; price, complete with valves and change-over switch, £4.—Spencer-West, Ltd., Quay Works, Great Yarmouth. [6249]

TAPE to disc recording, 13-hr. service. L.P. (30 min.) 22s, 78s 11/-, s.a.e. leaflet.
Comprehensive Recording Service, A. D. Marsh, Little Place, Moss Delph Lane, Aughton, Ormskirk, Lancs. Aug. 3102. [6477]

TAPE/DISC for connoisseurs, use Britain's oldest full-time transfer service; 30 min. 42/-; special prop. qual. tape, 25/- and 21/-; Sound News Productions, 59, Bryanston St., W.1. Aenc. 0091. [6414]

YOUR own tape recording transferred to disc 78s or 12s.—Write, call or phone Queensway Private Recording Studios, 10, Queensway, W.2. Tel. Bay. 4992. Studio recordings. [6543]

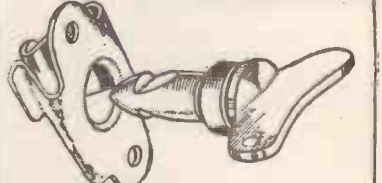
BUILD your own TV and learn about its operation, maintenance and servicing, qualified engineer/tutor available while you are learning and building.—Free brochure from E.M.I. Institutes, Dept. WW58, London, W.4 (Associated with H.M.V.). [0180]

SOUTHERN RADIO'S WIRELESS BARGAINS

TRANSCEIVERS. Type "38" (Walkie-Talkie). Complete with 5 valves. In metal carrying case. Ready for use. Less external attachments, 30/- per set. **ATTACHMENTS** for use with "38" **TRANSCEIVER HEADPHONES**, 15/6; **THROAT MICROPHONE** with Lead and Plug, 4/6; **JUNCTION BOX**, 2/6; **AERIAL**, 2/6.
TRANSCEIVERS. Type "18" Mark III. **TWO UNITS** (Receiver and Sender) contained in Metal Case. Complete with Six Valves, Microammeter, etc. **LESS EXTERNAL ATTACHMENTS**, £4/10/-.
TRANSMITTERS. T1154. Complete all valves, etc., etc. Perfect order, 3 frequencies. £2/7/6, in transit case. Delivered U.K.
BOMBIGHT COMPUTERS. Ex-R.A.F. BRAND NEW. A wealth of Components. **GYRO MOTORS, REV. COUNTERS, GEAR WHEELS**, etc., etc. Ideal for Model Makers, Experimenters, etc., £3.
LUFBAR HOLE CUTTERS. Adjustable 1in. to 3¼in. For Metal, Wood, Plastic, etc., 7/-.
RESISTANCES. 100 ASSORTED USEFUL VALUES. Wire Ended, 12/6 per 100.
CONDENSERS. 100 ASSORTED. Mica, Metal Tubular, etc., 15/- per 100.
PLASTIC CASES. 1¼in. x 10¼in. Transparent. Ideal for Maps, Display, etc., 5/6.
STAR IDENTIFIERS. Type I A-N. Covers both Hemispheres. In case, 5/6.
CONTACTOR TIME SWITCHES. In sound-proof case. Clockwork movement. 2 impulses per sec. Thermostatic Control, 11/6.
REMOTE CONTACTORS, use with above, 7/6.
MORSE PRACTICE SET with Buzzer on Base, 6/9. Complete with Battery, 9/6.
MORSE TAPPERS. Std., 3/6; Midget, 2/9.
CRYSTAL MONITORS. Type 2. New in Transit Case. Less Valves, 8/-.
METERS AND AIRCRAFT INSTRUMENTS. Only need Adjustment or with broken Glass.
TWELVE INSTRUMENTS, including 3 brand new Aircraft Instruments, 35/- for 12. Postage or carr. extra. Full list of Radio Books, 2½d.
SOUTHERN RADIO SUPPLY LTD.
 11 LITTLE NEWPORT STREET
 LONDON, W.C.2. Gerrard 6653

BRASS, COPPER, DURAL, ALUMINIUM, BRONZE
ROD, BAR, SHEET, TUBE, STRIP, WIRE
3,000 STANDARD STOCK SIZES
No Quantity too Small. List on Application.
H. ROLLET & Co. Ltd.
 1 Chesham Place, S.W.1. SLOane 3463
 ALSO AT LIVERPOOL, BIRMINGHAM, MANCHESTER, LEEDS

ODDIE FASTENERS



THIS FASTENER WITH ENDLESS APPLICATIONS—SIMPLE—POSITIVE SELF-LOCKING. MADE IN A VARIETY OF TYPES AND SIZES. SPECIAL FASTENERS TO SUIT CUSTOMERS' REQUIREMENTS. WIDELY USED IN THE RADIO INDUSTRY.

Illustrated brochure and other information will be gladly sent on request.
 DEPT. "W.W."
Oddie, Bradbury & Cull Ltd., Southampton
 Tel.: 55883 Cables: Fasteners, Southampton

OPPORTUNITIES IN RADIO

ENGINEERING OPPORTUNITIES

Get this FREE Book!

'ENGINEERING OPPORTUNITIES' reveals how you can become technically qualified at home for a highly paid key-appointment in the vast Radio and Television Industry. In 144 pages of intensely interesting matter, it includes full details of our up-to-the-minute home study courses in all branches of TELEVISION and RADIO. A.M. Brit. I.R.E., City & Guilds, Special Television, Servicing, Sound Film Projection, Short Wave, High Frequency and General Wireless Courses.

We definitely Guarantee

"NO PASS—NO FEE"

If you're earning less than £15 a week this enlightening book is for you. Write for your copy today. It will be sent FREE and without obligation.

BRITISH INSTITUTE OF
ENGINEERING TECHNOLOGY
388B COLLEGE HOUSE,
29-31, WRIGHT'S LANE,
LONDON, W.8.



Fidelia

HAND BUILT



Fidelia high fidelity equipment has always been carefully designed, hand built and sold entirely by ourselves. This concentration of effort enables us to offer outstanding performance and a high level of engineering excellence at modest prices. Our range includes:

Fidelia Imperial. This model incorporates a VHF/FM radio unit, gramophone pre-amplifier and tone control with an input circuit suitable for almost any pick-up, and is available with alternative power amplifier units. Prices £32/10 and £37/10.

Fidelia Major AM/PM 12 valves. Separate power amplifier with 9-watt triode push-pull output. Normal wavebands plus VEF and gram. Independent bass and treble controls, etc. £44.

Fidelia de Luxe AM/PM 11 valves, 7-watt triode push-pull output, C/R tuning indicator, etc. £33/12.



Full details of these and our other models willingly on request.

2 AMHURST ROAD,
TELESCOMBE CLIFFS,
Nr. Brighton,
SUSSEX.

Tel.: Peasehaven 3156

MISCELLANEOUS
INDUCTION motors, shaded pole, tapped 200/250 volts, 2,700 r.p.m., 3in-oz torque, as new; approx 475 to clear; £150 the lot.—Box 5052. [6530]

NOTICES
BRITISH SOUND RECORDING ASSOCIATION. Details of membership, open to the professional sound recording engineer and all others interested in recording high quality reproduction and other branches of audio engineering, together with details of the London lecture programme and the Manchester, Portsmouth and Cardiff Centres, may be obtained from the Hon. Membership Secretary, H. J. Houlgate, A.M.I.E.E., 12, Strongbow Rd., Eitham, S.E.9. [0031]

AGENTS WANTED
PLASTIC moulding company, requires the services of free-lance agents, who have suitable connections with users of mouldings; exclusive territory granted.—Write Box 4636. [6462]

REPRESENTATIVE to carry additional lines used in automation to electrical, electronic and engineering manufacturers, tremendous scope for right man capable of handling large orders.—Box 4838. [6498]

SITUATIONS VACANT
VACUUM Physics.

VALVE Development Engineer is required for work on the development of special microwave valves and vacuum equipment. Applicants should possess a degree (physics or engineering) or equivalent qualification, together with some experience. Applications are also invited from persons with Inter. B.Sc. or O.N.C. for appointment as a Technical Assistant in this field.—Please write to Personnel Manager (ref. 122), Elliott Brothers (London), Ltd., Borehamwood, Herts. [6470]

DECCA RADAR, Ltd.
REQUIRE electronic inspectors, applicants must have a wide practical experience of test methods and equipment, backed by sound theoretical knowledge.—Apply to Personnel Officer, Decca Radar, Ltd., 2, Tolworth Rise, Tolworth, Surrey. [6460]

TELEVISION and radio. DEVELOPMENT engineers. ENGINEERS are required for senior and junior positions in the television and radio development departments of a well known manufacturer in the West London area.

APPLICANTS for senior positions should have academic qualifications and several years' development experience. Junior engineers are required to have either academic qualifications or development experience. ALL the posts are permanent and carry the benefit of the firm's pension scheme. Generous salaries will be paid to engineers showing initiative and responsibility. PLEASE write fully, in confidence, stating age, experience, etc., to Box 5117. [6548]


GOVERNMENT of Sierra Leone.
RADIO Engineer—Posts and Telegraphs Department.
DUTIES include executive control of the Radio Section; responsibility for maintenance and installation of R.T. and W.T. networks; H.F. and V.H.F. systems; point-to-point circuits; broadcasting system and ancillary equipment; marine and police radio apparatus, fixed and mobile. Implementation of a programme development scheme planned in the V.H.F./R.T. field.
PENSIONABLE appointment in salary range £1,006 to £1,652 p.a. or Contract appointment £1,138 to £1,857 p.a. Commencing salary depending on qualifications and experience. Contract gratuity, £37/10 for each three months' satisfactory service. Quarters, if available, at reasonable rental. Generous leave.
FREE passages for officer, wife and two children or £75 allowances for each of two children maintained outside Sierra Leone.
CANDIDATES should be A.M.I.E.E. or be exempted from the Institutions examinations and should have had experience in the field of Radio Engineering.
WRITE Director of Recruitment, Colonial Office, London, S.W.1, giving age, qualifications and experience, quoting BCD 108/15/04. [6511]

SAUNDERS-ROE LIMITED require SIX technicians interested in aircraft and missile stability and control to join an Analogue Computer Team.
APPLICANTS should have experience in one of the following:
AERODYNAMIC Stability,
SERVO-MECHANISMS,
FLUTTER or Electronics.
THEY must possess an engineering degree or H.N.C. as theoretical evaluation and test work is involved.
ASSISTANCE with accommodation is available, conditions are good and salaries will be commensurate with ability.
THOSE interested should apply quoting age, experience, qualifications and ref. W.W.12 to the Personnel Officer, Saunders-Roe, Ltd., East Cowes, Isle of Wight. [6558]

SENIOR Television Design Engineer.
A LEADING British television manufacturing company require a Senior Design Engineer to work in the laboratories of a subsidiary company in Sydney, Australia, and/or preferred, but consideration given to married man. Salary according to qualifications and experience, to—Box 4638. [6465]

THE LATEST Armstrong


AM/FM RADIOGRAM CHASSIS model PB 409 28 guineas



- ★ 9 valves—6 watts peak output
- ★ Full VHF band (88-108 Mc/s) plus Long, Medium and Short
- ★ Push Pull Output with NFB
- ★ Independent Bass and Treble Controls
- ★ Quick-action "Piano Key" selectors
- ★ "Magic Eye" and Flywheel tuning
- ★ Valves: ECC83, EABC80, EF89, ECH81, ECC85, 2EL84, EZ81, EM81.

The MISSING LINK-PABO-1

TAPE PRE-AMP AND ERASE UNIT with built-in Recording Level Indicator and Monitoring facilities.



This compact unit provides the necessary link between the Tape Deck and Amplifier Control Unit in a high fidelity system. The circuit has been critically designed to preserve faithfully the quality of the signal fed to it and to pass it on without distortion or alteration except in so far as the built-in equalizing circuits apply. These enable the standard tape recording curve to be applied in recording and the corresponding equalization on play back. PABO-1 can be used with almost all makes of High Fidelity Amplifier and Tape Deck.

DEMONSTRATIONS at our Holloway Showrooms every weekday (inc. Saturday) 9-6 p.m.

HIRE PURCHASE facilities are available.

ARMSTRONG WIRELESS & TELEVISION CO. LTD.
Walters Road, London, N.7.

Telephone: NORth 3213

Excellence in design..

Specialists in Sub-miniature Telecommunication Components

AIR DIELECTRIC TRIMMERS 70pF

Illustration (approx.) actual size



12 Vane type 500 Volts
Width 16.5 mm. Length 22 mm.
Height 19 mm. Insulation 10,000 megohms.
Power Factor less than .001
Temp. Coeff. 50 parts/million/°C

OXLEY

DEVELOPMENTS CO. LTD.
ULVERSTON, NORTH LANC'S

Tel.: ULVERSTON 3306

WHY WASTE TIME

Give that set its best chance
FIT QUALITY COMPONENTS
Catalogue 1/-
ALL POPULAR CIRCUITS
COVENTRY RADIO

Est. 1925

189, DUNSTABLE ROAD,
LUTON, BEDS.

Phone : Luton 2677

ENGINEERS!

Whatever your age or experience, you must read "ENGINEERING OPPORTUNITIES." Full details of the easiest way to pass A.M.L.Mech.E., A.M.I.C.E., C. & G. (Electrical, etc.), General Cert., etc., on "NO PASS—NO FEE" terms and details of Courses in all branches of Engineering—Mechanical, Electrical, Civil, Auto, Aero., Radio, etc., Building, etc. If you're earning less than £15 a week, tell us what interests you and write for your copy of "ENGINEERING OPPORTUNITIES" today—FREE.

B.I.E.T.

387 Colleger House, 29-31, Wright's Lane, London, W.8.

BRITISH INSTITUTE OF ENGINEERING TECHNOLOGY

SITUATIONS VACANT
ROYAL AIRCRAFT ESTABLISHMENT

REQUIRES:—
ELECTRONIC Mechanics.
RATE of pay on entry 17/4-10/- or 17/4-4-38/- merit lead for a 44-hour 5-day week. Reassessment of rate within one to three months with any increase back-dated to date of starting.
PROSPECTS of advancement to higher rates of pay. Merit lead can rise to 70/-
TWO weeks (88 hours) paid annual leave. Paid sick leave scheme.
PROSPECTS of becoming eligible for pensionable employment after a qualifying period.
EXCELLENT welfare, sports and canteen facilities.
HOSTEL accommodation available.
APPLICATION to Director (W.W.), Royal Aircraft Establishment, Ministry of Supply, Farnborough, Hants, giving full details of apprenticeship and experience. [6519]

THE HIGH COMMISSION OF INDIA.

APPLICATIONS are invited from qualified candidates for a post of Morse Operator in the Information Service of India, India House, London. Salary scale is £9/0/6 per week (at age 25 or over) x 9/-—£10/7/6—£10/19/6—£11/9/6—£12/4 with additional allowance of 16/6 per week during the second year of employment and afterwards.
QUALIFICATIONS: (1) Second Class Wireless Operator's Certificate with at least 2 years' practical experience. (2) Ability to take down message at average speed of 25 words per minute.
FURTHER particulars and forms of application may be obtained from Establishment Department, India House, Aldwych, London, W.C.2. The last date for receipt of application is December 11, 1956. [6521]

MAINS RADIO have vacancies for Male Inspectors.
APPLICANTS must have had experience of inspection or quality control and some knowledge of radio and television would be an advantage. **PLEASE** apply to the Personnel Officer, Beside Works, Lidget Green, Bradford. Tel 72694. [6483]

REQUIRED for domestic television production:—
EXPERIENCED final tester, several alignment and functional testers, male and female electrical/mechanical inspectors (youths would suit).
CONTINUOUS employment for suitable personnel, 44-hour, 5-day week, with opportunities for overtime, top rates of pay, clean working conditions; canteen; social club.
APPLY: Personnel Officer, Peto Scott Electrical Instruments, Ltd., Adlestone Rd., Weybridge, Surrey. [6551]

RADIO receiver development engineer required.
FULLY experienced, with adequate knowledge of electronic circuits essential for advanced work in domestic and commercial radio receiver design.
EXCELLENT working conditions and equipment in our new development unit.
APPLY Chief Engineer, Dynatron Radio, Ltd., St. Peter's Rd., Furze Platt, Maidenhead, Berks. [6436]

APPLICATIONS are invited for pensionable posts as **EXAMINERS** in the **PATENT** Office
TO undertake the official scientific, technical and legal work in connection with Patent applications. There is a small number of similar posts in the Ministry of Supply.
AGE at least 21 and under 35 years on January 1st, 1956, with extension for regular Forces' service.
SELECTION Board will sit at frequent intervals; early application is advisable.
CANDIDATES must have (or obtain in 1956) 1st or 2nd class Honours in Physics, Chemistry, Mechanical or Electrical Engineering or in Mathematics, or an equivalent qualification (e.g., A.M.I.M.E., A.M.I.C.E., A.M.I.E.E., A.R.I.C.), but for a limited number of vacancies candidates with 1st or 2nd class honours degrees in other subjects—scientific or otherwise—will be considered. Candidates over 28 and under 35 on January 1st, 1956, will, exceptionally, be admitted without these requirements if they have specially relevant experience.
STARTING pay for 5-day week of 42 hours in London between £605 and £1120 (men) according to post-graduate (or equivalent) experience and National Service. Maximum of scale £1,345. Women's pay above £605 somewhat lower but being improved under equal pay scheme. Good prospects of promotion to Senior Examiner rising to £2,000 (under review) and reasonable expectation of further promotion to Principal Examiner. Scales for these grades under review.
APPLICATION form and further particulars from Civil Service Commission, Scientific Branch, 30, Old Burlington Branch, Old Burlington St. London, W.1, quoting S128/56 and stating date of birth. [6457]

AUDIO development engineer required, with full experience in the design of high fidelity sound equipment; appreciation of good music desirable.
APPLY Chief Engineer, Dynatron Radio, Ltd., St. Peter's Rd., Furze Platt, Maidenhead, Berks. [6437]

CABINETS AND HI-FI EQUIPMENT

We can supply any Cabinet to your own Specifications.



"The Bureau" £16.10

This ever popular bureau cabinet is veneered with the finest selected Walnut and beautifully polished in a medium shade. Designed to accommodate any type of Automatic Record Changer, Tape Deck, Amplifier, chassis, etc., and to give generous storage compartments.

We can also supply and fit this or any cabinet with the latest Hi-Fi amplifiers, tuners, transcription units, record changers, speakers, etc.

Send for comprehensive illustrated catalogue of cabinets, autochangers, speakers, etc., all available on easy H.F. terms.

LEWIS RADIO COMPANY

120 (WW3) Green Lanes, Palmers Green London, N.13. Telephone: Bowes Park 6064

LOUDSPEAKER CABINETS

For **GOODMANS W.B. G.E.C. KELLY and JENSEN**
STANDARD BASS REFLEX CABINETS
Demonstrations without Appointment


You can see your cabinet being made in our cabinet-making workshop

Cabinets made to order.

ARMSTRONG CHASSIS AND AMPLIFIERS LOUDSPEAKERS

Open till 5.30 Saturdays.

A. DAVIES & CO. (Cabinet Makers)
3 Parkhill Place, off Parkhill Road, London, N.W.3. **GULLIVER 5775.**



PULLIN
SERIES 100
TEST METER
AC/DC 10,000 v/r/v
21 RANGES
100µA to 1000 V
COMPLETE IN DIE-CAST CASE WITH TEST LEADS CLIPS AND PRODS
FULLY GUARANTEED

Send post free for £2.10.0 and nine further monthly payments of £1.46. Cash price £12.76.

FRITH RADIACRAFT LTD
69-71 CHURCH GATE LEICESTER
& 28 HIGH ST - NEWPORT PAGNELL Bucks

NEW S.T.C. AND "WESTALITE" SELENIUM RECTIFIERS. Largest L.T. range in Gt. Britain. Latest Current Products. NOT Surplus.

LATEST REVISED PRICES

S.T. & C. E.H.T. K3/15, 4/9; K3/45, 8/10; K3/50, 9/4; K3/100, 15/10; all post 4d. extra.
BRIDGE CONNECTED FULL WAVE.
 17v. 1 a., 18/6; 1.5a. 32/6; 2.5a. 39/-; 3a., 37/6; 4a., 45/6; 5a., 48/6; all post free.
 33 v. 0.6a., 29/-; 1a., 31/6; 1.5a., 57/-; 2a., 65/-; 3a., 66/-; 4a., 78/-; 5a., 83/-, all post 1/6; 54v. 1a., 42/6; 1.5a., 78/-; 2a., 91/-; 3a., 92/-; 5a., 126/-; 72v. 1a., 55/-; 1.5a., 97/-; 2a., 118/-; 3a., 118/-; 5a., 164/-; 100 v., 1a., 80/-; 1.5a., 87; 2a., 166/-; 3a., 170/-; 5a., 237/6; all post 1/10.
BRIDGE CONNECTED WITH 7/2in. SQUARE COOLING FINS 17v. 6a., 64/-; 10a., 74/-, post 2/3.
BRIDGE CONNECTED HEAVY DUTY FUNNEL COOLED OR 7/2in. SQUARE COOLING FINS. Both types, same price.
 17v 12a., 124/-; 20a., 144/-; 30a., 210/-; 50a., 340/-; 33v. 6a., 106/-; 10a., 128/-; 12a., 210/-; 20a., 250/-; 54v. 6a., 148/-; 10a., 197/-; 20a., 190/-; 10a., 232/6; 100v. 6a., 275/-; 10a., 335/-, all post 3/-.

LATEST PRICE LIST

"WESTALITE" (BRIDGE), 12-15v. D.C. 1.2a., 18/8; 2a., 25/-; 2.5a., 32/10; 5a., 37/4; 10 a., 64/6; 20a., 117/8; 30a., 171/2; 50a., 278/-; 24v. 1.2a., 18/8; 2.5a., 32/10; 5a., 60/4; 10a., 109/8; 20a., 208/4; 36v. 1.2a., 32/10; 2.5a., 60/4; 5a., 82/8; 10a., 154/6; 100v. 1.2a., 60/4; 2.5a., 115/4; 5a., 195/10; 10a., 391/8; Post from 1/6-3/-.
 E.H.T. Rects., 14D134 24/10; 36EHT60, 35/10; post 4d. 1 m.a. A.C./D.C. meter-rects.

Wholesale and Retail.

Special Price for Export and Quantity.

T. W. PEARCE

66 Great Percy Street, London, W.C.1
 Off Pantoville Rd. Between King's Cross and Angel

SITUATIONS VACANT
SCANNERS, Ltd., Gateshead 10, Co. Dur-
 ham. Require—
RADAR Engineers and Mechanics,
TECHNICAL Assistants,
INSPECTORS/Testers,
 WITH a knowledge of Service radar equip-
 ment. Recent experience of one or more of
 the following systems is desirable: High power
 centimetric transmitters and receivers, Dis-
 plays, Servo and Amplidyne equipment.
 APPLICANTS must be willing to travel as
 early duties will include installation testing,
 tuning and trials of a series of modern ground
 radar equipments on sites in U.K.
GOOD starting salary dependent on ability
 and experience will be augmented by overtime
 and liberal subsistence rates. Prospects of ad-
 vancement to senior pensionable posts.—
 Apply, quoting G5/IMM, with summary of
 qualifications, to the above address. Inter-
 views for selected candidates will be arranged
 in London, Newcastle and provincial centres
 as required.

IN newly established laboratories of a large
 North London manufacturer there are vacan-
 cies for the following—
QUALIFIED Electronic Engineers for develop-
 ment of all kinds of electronic equipment;
 knowledge of transistor circuitry, although not
 essential, will be advantageous. (Ref. E/A/W.)
GRADUATE Physicist for work in connection
 with the direct conversion of nuclear radia-
 tions to electrical energy. (Reg. E/B/W.)
A PHYSICIST or Engineer with experience of
 transistor manufacture; this post might be
 combined with Ref. E/B/W above in a suitable
 case. (Ref. E/C/W.)
SCIENCE graduates (or persons with equivalent
 qualifications) aged 25-30 having knowledge
 and experience in electronics field concerned
 with R.P. and A.P. devices including radio and
 television, required as Sales Engineers. Knowl-
 edge of transistor applications an advantage.
 (Ref. B/D/W.)
SALARIES will be commensurate with qualifica-
 tions, experience and age; applicants should give
 brief summary of qualifications and experience
 and quote the appropriate reference.—Box 4395.
 [6417

SCIENCE graduate, young, required for inter-
 esting work on semi-conductors; Waltham
 Cross area.—Apply Box 4552. [6447

ASSISTANTS (scientific).—The Civil Service
 Commissioners invite applications for pen-
 sionable posts.
 AGE at least 17½ and under 26 years of age
 on January 1st, 1956, with extension for regular
 service in H.M. Forces, but candidates over 26
 with specialised experience may be admitted.
CANDIDATES must produce evidence of hav-
 ing reached a prescribed standard of education,
 particularly in a science or mathematical sub-
 ject. At least two years' experience in the
 duties of the class gained by service in a
 Government Department or other civilian
 scientific establishment, or in technical
 branches of the Forces essential in one of the
 following groups of scientific subjects:—

- (i) ENGINEERING and physical sciences.
- (ii) CHEMISTRY, bio-chemistry and metal-
 lurgy
- (iii) BIOLOGICAL sciences.
- (iv) GENERAL (including geology, meteorology,
 general work ranging over two or more groups
 (i) to (iii) and highly skilled work in labora-
 tory crafts such as glass-blowing).

INCLUSIVE salary scale £340 (at 18) to £635
 (men) or £561 (women). Starting pay up to
 £460 (men) or £424 (women) at 25. Women's
 pay subject to improvement under Equal Pay
 scheme. Somewhat less in provinces. Oppor-
 tunities for promotion and for further educa-
 tion.

FURTHER particulars for which you are ad-
 vised to make early application from Civil
 Service Commission, Scientific Branch, 30, Old
 Burlington St., London, W.1, quoting No. S59/
 56. Closing date December 31st but earlier
 application advised. [6461

SENIOR Television Engineers required by
 E. Pye, Ltd., of Cambridge, for responsible
 positions on the design and development of
 1. MEDIUM and high power TV transmitters.
 2. TV terminal equipment, including camera
 chains, sync pulse generators, monitors and
 teletext.
 3. TV receivers.
 TV experience is desirable, but otherwise
 suitable applicants with several years' develop-
 ment experience in electronics will be con-
 sidered. Good salaries will be paid, commen-
 surate with qualifications and experience.
APPLICATIONS should be addressed to Chief
 Engineer, Pye, Ltd., St. Andrew's Road, Cam-
 bridge, quoting "STE." [6505

SHIFT Electricians required by the Steel
 Company of Wales, Ltd. (Steel Division),
 Port Talbot, for work on industrial electronic
 equipment

**HIGHER National Certificate, Ordinary
 National Certificate or equivalent essential.**
 Those wishing to apply should write, giving
 age, experience, etc., to:—
SUPERINTENDENT, Personnel Services, The
 Steel Company of Wales, Ltd. (Steel Division),
 Abbey Works, Port Talbot, Glam. [6433

WIRELESS engineer with E licence com-
 mencing £675 per annum.—R. Gillilan &
 Co., Ltd., 7, High St., Worthing. Tel. Worthing
 8719. [6540

TECHNICAL writer, age 20-30, wanted to
 assist in preparation of handbooks, etc., in
 electronics field with marine applications;
 mid-Essex area.—Full details to Box 4435.
 [6427

GILSON TRANSFORMERS

are popular with—

Lighting, High Voltage, Fatigue test,
 Radar, Nuclear, Sound equipment
 and other ENGINEERS and have
 been FOR MANY YEARS—


It is therefore not surprising, though
 very gratifying to us, that they have now
 proved equally popular with audio engi-
 neers and Amateur enthusiasts.

WE are now producing a range of
 Transistor audio transformers including
 those specified for the

MULLARD

200 milliwatt AMPLIFIER

TRANSFORMERS for U-L Amplifiers



30-WATT TYPE Ref. WO866

Please write for information leaflets on the above


R. F. GILSON LTD.

11a ST. GEORGE'S RD., WIMBLEDON, S.W.19

Phone: WIMbledon 5695

MAKERS OF NEON SIGN TRANSFORMERS
 Contractors to Admiralty, etc. A.I.D. Approved

Our stockists include: Berry's (Short Wave) Ltd., 25,
 High Holborn, London, W.C.1; J. T. Filmer, Bexley,
 L. F. Hanney, Bath, etc.



Davey CORNER REFLECTOR Loudspeakers

By turning the speaker cone away from the
 listener and using two walls of a room to reflect
 the sound, the music appears to be spread across
 a very wide stage with a strong illusion of depth
 or perspective.

Made in three sizes—send for fully illustrated
 leaflet. Licensed under Pat. No. 28638/49.

EMG HANDMADE GRAMOPHONES LTD

6 Newman Street London W1



for High Stability Resistors
by Welwyn, E.M.I., Dubilier,
Erie, etc.

	5%	2%	1%
$\frac{1}{4}$ watt.	7 $\frac{1}{2}$ d	10d	1/3
$\frac{1}{2}$ watt.	9d	1/-	1/6
1 watt.	10 $\frac{1}{2}$ d	1/3	1/9
2 watt.	1/-	1/6	2/-

Send for List of over 400.

H. L. SMITH & CO. LTD.
287/289 EDGWARE ROAD, LONDON, W.2
Telephone: Paddington 5891



SIFAM ELECTRICAL INSTRUMENT CO. LTD.
LEIGH COURT - TORQUAY - Telephone 4547/8

NEW CABLE CHEAPER IN SMALL COILS

All coils 20-49 yds. in length, unless requested shorter. All prices per 100 yd. lot, less supplied add 5%. Full 100 yd. coils are available add 3% to any price.

TWIN FLAT 1/044	3/029	3/028WE	3/038WE	7/029WE
Plastic	47/-	63/6	80/-	107/- 137/6
Rubber	48/6	62/6	75/6	97/6 129/6

FLUORESCENTS Comp. with choke and starter less tube.
Battens 4ft. square shape, 37/8. Hexagon, 39/6.
5ft. square shape, 47/6. Hexagon, 49/6.

Send for full fluorescent and control gear also cable, accessories and radio lists. Add part carriage on small orders please BRIDISO (W.), 591 GREEN Lanes, LONDON, N.8.

SPECIAL OFFER G.E.C. & B.T.H. GERMANIUM CRYSTAL DIODES

1/- each. Postage 2d.

Diagrams and three Crystal Set Circuits Free with each diode.

A large purchase of these fully GUARANTEED diodes from the manufacturers enables us to make this attractive offer.

COPPER INSTRUMENT WIRE ENAMELLED, TINNED, LITZ, COTTON AND SILK COVERED

All gauges available.

B.A. SCREWS, NUTS, WASHERS, soldering tags, eyelets and rivets. EBONITE AND BAKELITE PANELS, TUFNOL ROAD, PAXOLIN TYPE COIL FORMERS AND TUBES ALL DIAMETERS.

SEND STAMP FOR LIST TRADE SUPPLIED

POST RADIO SUPPLIES
33 Bourne Gardens, London, E.4

SITUATIONS VACANT

ENGINEER required for development work on Polystyrene film capacitors; specialised experience essential; exceptional remuneration offered; own staff advised.—Write Box 4943. [6510]

RADIO valves—London wholesale distributors require capable stockkeeper to control large varies stock; pension scheme.—Write age, exper., wages required, in confidence to Box 3854. [6316]

RADIO and television manufacturers require the services of a chief draughtsman who must be fully experienced in all branches of radio and television production; salary by arrangement.—Write Box 4743. [6485]

HIVAC Limited, a company associated with a major group in the telecommunication field requires the services of an Electronics Technician for Semiconductor Circuit Development.

APPLICANTS should have previous experience in the design, construction and testing of electronic equipment.

The post offers scope for advancement and is suitable for candidates wishing to pursue part-time studies.

APPLICATIONS, which will be treated in strict confidence, stating age, education, qualifications and salary expected should be addressed to the Engineer-in-Chief, HIVAC, Ltd., Stonefield Way, Victoria Road, Ruislip, Middlesex, quoting reference NET. [6425]

TELEVISION Engineers, able to drive, required by leading Murphy dealers; permanency, first-class salary and conditions.—Singer's, 211 Kilburn High Rd., N.W.6. Mal. 6408. [6222]

TELEVISION/RADIO service engineer, fully experienced, able to drive; good wages, permanent position in old-established business.—A. G. Allen & Co., Ltd., 3-4, Bridge Rd., Wembley Park. Tel. Arn. 2261. [6526]

RADIO mechanics, knowledge of T.V. not required; good pay and prospects, 5-day week, canteen.—Apply Burne-Jones & Co., Ltd., 62, Sunningdale Rd., Cheam, Surrey. Tel. No. Fairlands 8866/7. [6441]

TELEVISION and Radio—Experienced engineer required; ability to drive essential; excellent staff amenities and discount on personal purchases.—Apply Personnel Controller, Bentalls of Kingston-on-Thames, Surrey. [6482]

McMICHAEL RADIO, Ltd., Slough, Bucks, have vacancies from time to time for electronic engineers to be engaged on Government projects; those wishing to be considered are invited to write fully to the Chief Engineer, Equipment Division. [6198]

ELECTRONIC Development Engineer required, degree standard, conversant with Ministry and A.I.D. requirements; must be versatile and have ability to organize excellent prospects in small company central south coast location; write in first instance to—Box 4260. [6173]

PUBLICITY—Young man, age 25-30, required to assist in editing house journal, capable of taking charge in near future; also assist general publicity work on electronics for shipping; mid-Essex area.—Full details to Box 4434. [6426]

RADIO and television manufacturers require the services of radio engineers to be engaged on development, must be fully experienced in all branches of radio and television production; salary by arrangement.—Write Box 4744. [6486]

DESIGN and development engineers required for interesting and progressive work on analogue computers and flight simulators.—Applications are invited from suitably qualified persons to Manager, Electronics Division, F. G. Miles, Ltd., Shoreham Airport, Sussex. [6490]

A. B. METAL PRODUCTS require additional Technical Sales Engineers; an intimate knowledge of the radio and electronic industry essential; car available.—Write or phone Sales Manager, A. B. Metal Products, Ltd., 17, Stratton St., W.1. Grosvenor 5206. [6538]

PHOTO-PRINTED CIRCUITS, Ltd., pioneers in this field, offer vacancies in their electronics laboratory for engineers to undertake development design concerning the application of printed circuit techniques to radio and electronics.

CANDIDATES for this post should possess a basic technical background, and be familiar with the operation and use of electronic measuring instruments.

APPLICATIONS for interview should apply to Photo-Printed Circuits, Ltd., Guildford Rd., Bisley, Surrey. Brookwood 2200. [6549]

DEVELOPMENTS. Engineer required to take charge of Domestic Tape Recorder project. An attractive salary is offered to the right man, who must have experience in developing Tape Recording machines from the mechanical, electrical and electronic points of view. Pension Scheme. Apply Box 4135. [6363]

JUNIOR and Senior Development Engineers required for expanding electronics laboratory, some experience of radio communications or general electronic development essential.—Please write stating age, qualifications and experience, to Personnel Manager, Burndsept, Ltd., West St., Erith, Kent. [6430]

TRANSISTOR TECHNIQUES

The book technicians and experimenters have been clamouring for—**Transistor Techniques**—a new, complete, practical book on Transistors. Here are all the facts you always wanted on how to work with Transistors in practical circuits.

GERNSBACK LIBRARY

Price 12s. Postage 9d.

Frequency-Modulated Radio by K. R. Sturley. 15s. Postage 6d.

Marine Radar. D. G. Lang. 30s. Postage 9d.

V.H.F. Television Tuners by D. H. Fisher. 21s. Postage 9d.

Radio and Television Engineers' Reference Book by E. Molloy. 70s. Postage 1/6. (New Edition.)

Radio Valve Data. Compiled by "Wireless World." 4s. 6d. Postage 6d.

THE MODERN BOOK CO.

Britain's Largest Stockists of British and American Technical Books.

19-23 PRAED STREET LONDON, W.2

Write or call for our catalogue.
Phone: PADDington 4185. Open 6 days 9-6 p.m.

PRECISION SHEET METALWORK

We specialise in manufacturing of Chassis in all metals, large or small quantities to your own specifications

V. W. BEAMISH

Shardloes Garage, Shardloes Rd., New Cross, London, S.E.14.

Telephone: TIDeway 4795

LYONS RADIO LTD.

5 WATT AUDIO AMPLIFIERS. Made by Faraday Radio Gramophones for 100 v. D.C. input but modified by us for operation from 200/250 v. A.C. or D.C. mains. Circuit: Triode (6HL138DD) transformer coupled to 4 pentodes (Pen389) in parallel push-pull. Output impedance 3/10 ohms medium impedance input. Volume control on front panel with pilot light and fuse holders. Panel size 20 x 11in. x 10in. deep for rack or bench mounting, grey crackle finish, fitted with lifting handles. Supplied complete with all valves, input and output plugs and tested. (Please state mains voltage when ordering). **PRICE ONLY 23/17/6.** We can also supply unmodified for 100 v. D.C. and untested, with valves and plugs **PRICE ONLY 35/-.** Carriage in both cases 7/6. **WAVEMETER TYPE W1320.** Frequency range 165-230 Mc/s. Operate from 200/250 v. A.C. mains. Beautifully made and housed in copper lined wooden instrument cases. Overall size 18 x 11 x 10in. Complete with valves and test prod. In condition as new. **PRICE ONLY 23/7/6,** carriage 7/6. **0/50 MILLIAMMETERS,** 2 1/2in. square, bakelite cased, moving coil type. **PRICE 7/6,** post 9d. **EXTENSION SPEAKERS.** 10in. p.m. moving coil speakers fitted in painted wooden cases 17 1/2in. sq. x 6in. deep, with handle at top. Slightly soiled condition. **PRICE ONLY 19/6,** carriage 4/6. **VALVE SPECIALS.** All new and guaranteed. **6F33, 10/6. 6F12, 6/6. EAC91, 6/6. 6D2 6/6.** Post 9d. 8 or more post free.

3 GOLDHAWK ROAD, (Dept. M.W.) SHEPHERD'S BUSH, LONDON, W.12

Telephone: Shepherd's Bush 1729

LONDON CENTRAL RADIO STORES

A.M. AMPLIFIER 6A 1865. 5 watt push-pull output, with shielded push-pull coupling and output transformers. 24 volts operation with own rotary converter. Three 26L6 valves. Size 6½ x 6½ x 5½in. £2/5/-.

ROTARY INVERTER. Input 24 volts D.C., 1 amp. Output 24 volts 400 cycles. 6 volt amperes 4 power factor, 1 phase. Size 3½ x 3½ x 2½in. 15/-.

TWIN FLARE SPEAKERS. Bakelite, 15 ohm impedance. Suitable for P.A. and all outdoor functions. Size 24in. x 18in. x 12in. £2/10/-.

8in. P.M. SPEAKERS. 3 ohm. In good working order, 11/6.

BIG VERTICAL LIQUID COMPASS. Panel mounting with rim lighting. Does not need to be gimbaled and has built-in correctors. As new, 45/-.

SIMPSON OHMMETER. Moving coil. Two range 0-2,000 ohms, 0-20,000 ohms, size 3x5x2in. New and boxed. £1/15/-.

A.C./D.C. VOLTMETER. 0-150, 0-300 moving iron, 6in. scale. In case, with carrying handle. Size 7½ x 7½ x 4in. £1/15/-.

AVO VALVE TESTER. Roller panel type in wooden carrying case. Perfect order. £9/10/-.

TELEPHONE HANDSETS. With wall fixing bracket. New. £1/5/- per pair.

V.G.R. 97 CATHODE RAY TUBES. Tested. 15/-.

UNISELECTOR SWITCHES. Have many applications including automatic tuning, circuit selection, etc. Operates on 25-50 v. Full wipe, 3-bank, 12/6. Half wipe 6-bank. 12/6.

2 AND 3-CORE CABLE. Heavy duty P.V.C. Suitable for lighting, outdoor use, etc. 9/6 per dozen yards.

4 AND 6-CORE FLEXIBLE CABLE. P.V.C. covered for general wiring, etc., 8/6 per dozen yards.

PHOTO ELECTRIC CELLS TYPE CV147. 6small infra-red image glass converter tube 50-100 v. Suitable for all purposes. 14/6.


MIRROR GALVO'S. Instrument resistance, 190 ohm. External resistance 1,400 ohm. Sensitivity 2,200 M.M.S. In wooden transit box. Size 13x6x6. £3/10/-.

All prices include carriage.

23 LISLE ST. (GER. 2969) LONDON, W.C.2

Closed Thursday 1 p.m. Open all day Saturday

DUODE SOUND SOFT OR LOUD IS CLEARLY NATURAL



Millions of people listen to radio and records at loudness levels far above truth in nature. The main reason for this is that their sets or loudspeakers simply cannot tell the truth clearly enough to be understood and are made to bawl in the effort to get clearer speech or more balanced music.

The new Duode 12B-C SOUND UNIT frequency range is over 20-16,000 cps, plus the unique built-in feedback giving crystal-clear transients, pin-point definition and positively no boom or whiskers. It can tell the truth very softly or shake your room with organ thunder, but always giving you the supreme, lasting enjoyment of CLEARLY NATURAL SOUND.

Whether you live in flatlet or mansion, the Duode 12B-C will increase pleasure for you in the coming months and for many years to follow.

Write now for details

DUODE SOUND REPRODUCERS
3, Newman Yard, London, W.1

SITUATIONS VACANT

SENIOR Electrical Test Engineer required for laboratory of London Manufacturers to deal with evaluation of routine quality control, experimental tests and specification study; experimental branch where insulation and breakdown strength tests carried out.—Box 5086. [6467]

WELL-QUALIFIED radio technician required for part-time employment preparing test reports on equipment and answers to technical queries for publication; writing experience an advantage, but not essential; might suit technical college lecturer or researcher.—Box 5225. [6531]

BELLING & LEE, Ltd., have a vacancy for a technical sales engineer to cover an area comprising Eastern Counties, East Midlands and the greater part of Lancashire, resident in the area within 75-80 miles of London. His duties will be to call on manufacturers of radio, electronic and electrical apparatus.

THE MAN appointed should have as a minimum City & Guilds certificate in radio and telecommunications or equivalent qualification and sound experience in electronic and/or electrical engineering; age limits are 27 to 35 approximately and the position is permanent and pensionable. Our staff are aware of this vacancy, which arises owing to promotion of the man at present doing this work.

APPLICATIONS, which will be regarded as confidential, should state age, qualification and experience, and give some indication of the salary range expected, to the Secretary, Great Cambridge Rd., Enfield, Middlesex. [6481]

TECHNICAL sales representatives required in several areas to carry additional lines by a leading soldering iron manufacturer, good connections with quantity users essential, existing accounts and enquiries handed over.—State territory covered and terms of business—to Box 4747. [6489]

ASSISTANT required by London Chartered Patent Agents with view to training for qualifying as a Patent Agent; knowledge of electrical or mechanical engineering; good opening for right type.—Write giving details of age, experience, etc., to Box No. D2948 c/o White's, Ltd., 72, Fleet St. E.C.4. [6508]

CRAFTSMAN required for radio and television duties; applicants must be fully experienced in the repair and maintenance of all types of radio and television receivers; present rate of pay 4/5 per hour, N.J.C. conditions.—Apply, by letter, to District Manager, Midlands Electricity Board, 45, Elgh St., Shrewsbury. [6501]

FIRST-CLASS Television Engineer required immediately by old-established Manchester dealer; superannuation scheme; canteen, etc., good working conditions; assistance given with housing if required; expenses for attending interview will be refunded.—Apply, Fred Dawes, Ltd., 90, London Rd., Manchester. [6537]

PROCESS planning and estimating engineer required with sound knowledge of electronic and light mechanical engineering; no age limit; superannuation scheme.—Apply, by writing, with full details of past experience, salary required, and when available, to Box 5050. [6528]

ELECTRONIC fitters are required for experimental and development work in the research laboratories of the British Thomson-Houston Co., Ltd., at Rugby.—Candidates should have previous experience in electronic assembly work or servicing, and should apply in writing to the Recruitment Officer, Research Laboratories, B.T.H. Co., Ltd., Rugby. [6267]


TRANSFORMER Design Engineer required by small but progressive N.W. London radio component concern; applicant should have knowledge of transistor circuitry and be familiar with modern methods of manufacturing small A.F. and mains transformers; the situation offers considerable prospects to right man.—Box 4870. [6507]

RADIO engineers required in department of flight for work on aircraft; and workshop overhauls, M.T.C. maintenance engineer's licence an advantage; five-day week, generous holiday allowance; staff superannuation and sick pay scheme.—Application forms from Chief Clerk, The College of Aeronautics, Cranfield, Blechley, Bucks. [6497]

AN interesting position for an electronic development engineer occurs in a laboratory engaged in a large variety of original work. The field covered includes: industrial instrumentation, servo, audio circuits, pulse work; experience in one of these is desirable; an academic qualification up to H.N.O. would be an advantage, but the relevant experience will be taken into account.—The replies should be addressed to the Chief Engineer, Winston Electronics, Ltd., Govett Ave., Shepperton, Middlesex. [6542]

RADIO/Radar technician required for oil company, Sumatra, to take charge in installation and maintenance of AM and PM radio sets, Decca radar sets (marine), cinema sound projection equipment, etc., a well qualified man with Decca training is required and experience with American radio sets; the commencing salary is £115 per month plus adequate living allowance, contributory pension plan, medical attention and paid home and local leaves; age limit 35.—Apply in writing with full particulars quoting "SUM" to Caltex Services, Ltd., Thames House South, Millbank, London, S.W.1. [6448]

EXCELLENTE
J-30
Fortreffelig
Utmärkt
trefflich
EXCELLENTE
精美也
FORTRAEFFELIG
Excelente
ECCELLENTE



MASSICORE

Scientists, Technicians and Amateurs all over the world choose Savage "Massicore" Transformers for the difficult job. The verdict is the same whatever language they speak.

Dear Sirs,
We have great pleasure to inform you that your 4A38.C and 3C67.C are extraordinary fine in performance and we feel very satisfied with them.

We intend to switch over to your output transformers for all our amplifiers and are glad to place a further order of: 4 Nos. 4-A38.C posted, 4 Nos. 4-B14 posted. Trusting the order will be promptly executed without delay.

Thanks.
Yours faithfully,
司公電線無陽南

SAVAGE TRANSFORMERS LTD.
NURSTEED RD. DEVIZES.
WILTS.
Telephone: Devizes 932

Solder with



LIFE SOLD
REGD. TRADE MARK

**"PERMATIP"
AND
"PERMABIT"
INSTRUMENTS**
FOR
**GREATER
SOLDERING
EFFICIENCY**

The soldering bit which maintains its face indefinitely without attention. 25 models available for mains or low voltage supply. Bit sizes 3/32 to 3/8 inch. Full details in booklet S.P.5 from sole manufacturers:—

LIGHT SOLDERING DEVELOPMENTS LTD.
106, GEORGE ST., CROYDON, SURREY
Tel. CROYdon 8589

**FM/AM RADIOGRAM
chassis with A.F.C.,
4W. output. £26**

**BEL, MARLBOROUGH YARD,
LONDON, ARCHWAY, N.19. ARChway 5078**

WANTED

B. C. 312 UNMODIFIED RECEIVERS £32	B. C. 610E TRANSMITTERS £220
---	---

We will pay the price shown for sets in good condition.

**P.C.A. Radio,
Beavor Lane, Hammersmith, W.6**
RIVerside 8006

**FOR
TELEVISION
LENSES**

CONTACT THE
MAKERS

J. H. DALLMEYER LTD

Optical & Scientific
Instrument Mfrs.

Church End Works, Willesden
Phone: Willesden 6521-3. N.W.10

SITUATIONS VACANT

TECHNICAL Authors required for the preparation of technical handbooks and sales literature for T/V transmitting and receiving equipment; should have sound electronic background, preferably with T/V experience, and be able to write in clear concise English accurate descriptions of complex equipment. PLEASE apply in writing to Chief Engineer, Pyle, Ltd., Cambridge, quoting "T.P." [6432]

DRAUGHTSMAN, Senior, required for a progressive and expanding electronic company situated in a modern factory. New A.E.S.D. rates of pay, with excellent prospects for a man with initiative, and experience on electronic equipment. Apply Chief Draughtsman, Winston Electronics, Ltd., Goveit Avenue, Shepperton, Middlesex. [6371]

ELECTRONIC Engineer or Physicist for research on ultrasonic flow detector; the post involves contact with industrial users, interesting work and opportunities for advancement in a rapidly expanding field.—Write, giving details of age, experience, qualifications, salary required, etc., to Ultrasonoscope Co. (London), Ltd., Subourne Rd., London, S.W.2. [6362]

SMALL Motors. Good salary offered to Electronic Motor Development Engineer to work on small special purpose d.c. and a.c. machines with small company within 40 miles of London. Must be able to work on own initiative and follow through to pre-production stage. Excellent opportunity for the right man. Full details of past experience, age, availability and salary expected to Box 4640. [6468]

SALES engineer.—A unique opportunity occurs for a man, 25-35, to join a manufacturing company as their outside representative, technical ability and proven experience of selling high-grade electronic and microwave test equipment are essential requirements.—Full particulars in confidence to General Manager, The Wayne Kerr Laboratories, Ltd., Roebuck Rd., Chessington, Surrey. [6488]

THERE are a limited number of vacancies for technical assistants in the experimental test section employed on radar equipments and guided missile work; applicants should possess General Certificate of Education (Advanced level) in mathematics and physics and have had two years' experience with the R.A.F. as radar fitters; alternatively the positions are open to ex-naval radio artificers. APPLICATIONS should be made stating age and experience to the Personnel Manager, Applied Electronics Laboratories, the General Electric Co., Ltd., Brown's Lane, Allesley, Coventry. Ref. E.G. [6446]

INSTRUMENT fitters, radar fitters and wireless fitters required by Air Ministry in provinces as civilian instructors (male) grade III. Appointments unestablished but good prospects of becoming pensionable; trade training, practical experience and ability to teach are essential; £676 at age 26 rising to £833.—Apply to Air Ministry S.5(g), (OIV 53), London, S.E.1. [6553]

ELECTRONIC design engineer wanted with experience in practical circuit design, also T.P. and H.F. work; practical laboratory experience essential. Apply first place, stating age, salary and qualifications to P.A.M., Ltd., Verrow Siding, Nr. Guildford, Surrey, who offer good prospects, ideal working conditions with a good team spirit organisation (new factory extension) [6456]

RADAR and radio experienced men with Higher National or A. & G. Certificates in electrical engineering and telecommunications wanted by a firm of consulting geophysicists; initial salary £660; permanent career offered to men of initiative prepared to accept responsibility and work in camp conditions in all parts of the world; liberal home leave and allowances.—Apply Box 4849. [6188]

WANTED for newly formed company (nr. Crawley, Sussex) a Chief Engineer to control production of electrical connectors and wiring looms. Applicants should have experience of A.I.D. procedures and must be capable of interpreting designers' requirements.—Apply in the first instance, giving details of experience, qualifications and salary required, to Box 5003. [6523]

RADIO technicians required by International Aeradio, Ltd., for overseas service; permanent and pensionable positions, inclusive salary from £894 per annum to £1,373 per annum, tax free, according to marital status; free accommodation; kit allowance; free air fares; generous U.K. leave.—Qualified candidates, to whom replies only will be sent, please write, quoting RT to Personnel Officer, 40, Park St., W.1. [6262]

WIRELESS receiver station superintendent required by Iraq Posts and Telegraphs Department for three years in first instance with provident fund benefits; salary and cost of living allowance equivalent to £1,800 a year; additional allowance up to £48 a year for married men; free passages; liberal leave on full salary; candidates, preferably single, should possess P.M.G. 1st class cert. or equivalent and should have had considerable experience in handling commercial wireless telegraph traffic.—Write to the Crown Agents, 4, Millbank, London, S.W.1. State age, name in block letters, full qualifications and experience and quote M2C/41951/WF. [6442]



Ask for Leaflet Ref. 2356 which gives full technical details of this wonderful new unit.

**SPENCER - WEST
TYPE 50
BAND III CONVERTOR**

Perfect results with any receiver. From your dealer or on 7 days' approval from:

**SPENCER - WEST LTD.,
Quay Works, Great Yarmouth**
Phones: 4794 & 3C09

RADIO & TELEVISION COMPONENTS
WE OPERATE A PROMPT & EFFICIENT MAIL ORDER SERVICE
"VIEWMASTER" & "TELE-KING" specialist.
Easy terms available. Stamp (only) for lists.

**JAMES H. MARTIN & CO.,
FINSTHWAITE, NEWBY BRIDGE,
ULVERSTON, LANCs.**

METERS



All types
Any make

Single and Multi-range repaired and recalibrated

We can convert or supply meters to your requirements.

PROMPT DELIVERY

E.I.R. INSTRUMENTS LTD.
329 Kilburn Lane, London, W.9
Tel.: LADbroke 4168

PROVED The finest method for cleaning records
Already over 20,000 enthusiastic users

THE "Dust Bug"
AUTOMATIC GRAMOPHONE RECORD CLEANER
PATENT APPLIED FOR

Price reduced to 17/6 (plus 7/- purchase tax) from your local dealer or

CECIL E. WATTS
Consultant and Engineer (Sound Recording and Reproduction)
Darby House, SUNBURY-on-THAMES, MIDDx.

SENIOR ENGINEER

wanted by

Felgate Radio Ltd.

Degree or similar qualification necessary. Candidates who have been associated with production will receive preference.

Duties include the design of domestic radio and television, high fidelity audio equipment and miniature transmitter receivers.

Apply Managing Director :

FELGATE RADIO LTD.

Felgate House, Studland Street

Hammersmith, W.6

E.M.I. ELECTRONICS LTD.

Engineering Development Division

A Microwave Engineer is required at the Feltham laboratories of the Company. The work is of a varied nature covering the whole field of Microwave Components and systems and includes research and development on new materials and components. A working knowledge of general circuitry would be an added advantage. Prospects with the Company are excellent and applicants should apply in the first instance, giving full details and stating salary required to EL/E17, Personnel Department, E.M.I. Electronics, Hayes Middx.

SITUATIONS VACANT

ELECTRONIC engineers or physicists required for a basic study project concerned with communications at the company's new research laboratories, the work is novel and provides opportunities for initiative and original thought. **APPLICANTS** should possess a good honours degree or equivalent and preferably have had some years experience of research or development in the field of electronics; salary according to qualifications and experience up to £1,300 per annum.

APPLICATIONS, stating age, qualifications and experience to the Administrative Officer, The Plessey Co., Ltd., Roke Manor, Romsey, Hampshire. [6509]

ELECTRONICS Fitter required by Central Electricity Authority Research Laboratories, Leatherhead, Surrey, for the construction of prototype electronic and electro-mechanical apparatus, and the maintenance of light current equipment; wages 4/5d. per hr., 44-hr. week; voluntary pension scheme.—Applications to D. Moffat, Director of Establishments, Winsley St., London, W.1. Quote ref. WW/912. [6536]

ELECTRONIC engineers or physicists required for rapidly expanding research department; experience of pulse techniques or ultrasonics desirable but not essential; the work is varied and interesting and offers scope and opportunities for people with initiative; B.Sc. or H.N.C. standard.—Write, giving details of age, experience, salary required, etc. to Ultrasonoscope Co. (London), Ltd., Subourne Rd., London, S.W.2. [6451]

DRAUGHTSMEN and Designer Draughtsmen are required by the electronics division to meet an expanding and varied programme of work; these are permanent posts affording an opportunity of broadening experience with excellent prospects and good commencing salary. If this advertisement interests you write for an appointment, giving details of experience to Personnel Department (D22), Murphy Radio, Ltd., Welwyn Garden City, Herts. [6431]

SALES representative required by leading manufacturers of electronic components to contact set manufacturers; technical radio background; similar sales experience not necessary; post offered is permanent, pensionable and a good salary will be paid to successful candidate; car will be supplied, plus a liberal expense allowance.—Please write, giving in confidence full details of experience, salaries earned, age, etc., to Box 5049. [6527]

ELECTRICAL and mechanical engineers, senior electrical engineer required for design and development of electrical servo components preferably with experience in small motor field, also senior mechanical engineer required with experience in design of small precision geared mechanisms; salaries £900 to £1,200 and pension scheme.—Please write Personnel Manager, Vactric (Control Equipment), Ltd., Brunel Rd., London, W.3. [6552]

PYE, Ltd., require engineers for planning and installation of television transmitter stations in this country and abroad; the work covers systems comprising transmitters, masts, aerials, feeders, microwave links and power supplies; experience in these fields is desirable but not essential; technical qualifications up to H.N.C. or equivalent; salary commensurate with experience and qualifications.—Please write to the Chief Engineer, Pye, Ltd., Cambridge, quoting TTP. [6502]

TECHNICAL assistants are required to work on the installation and maintenance, in the establishment or on site, of electronic digital computers; candidates should have experience of electronic circuit equipment and some theoretical background preferably to O.N.C. standard; these are new appointments in the expanding field of digital computing.—Write to the Personnel Manager (ref. 125), Elliott Brothers (London), Ltd., Borehamwood, Herts. [6471]

ELECTRONIC technician required to construct apparatus associated with 2 million volt electron accelerator and other special electronics equipment for research; keen practical interest in electronics expected and theoretical knowledge up to Higher National or equivalent; salary between £650 and £905 per annum according to age and experience, plus superannuation.—Apply Director, Radiobiology Research Unit, Mount Vernon Hospital, Northwood, Middx. [6547]

COMPONENTS Research. A Physicist or Physical Chemist and an Electronic Engineer required in research laboratories of well-known consultants, for responsible positions concerned with development of new types of electronic components and dielectrics starting £900 to £1,500 according to experience. In addition, vacancies exist for Laboratory Assistants with electronics and/or chemical experience.—G. V. Planer, Ltd., Windmill Rd., Sunbury-on-Thames, Middlesex. (Sunbury 2266.) [6466]

ELECTRONIC test engineer required by Unicam Instruments, Limited, Arbury Works, Cambridge; ex-service radar and radio technicians and men with television fault finding experience would be suitable for testing and fault finding on scientific instruments, incorporating electronic and optics. This post would be suitable for the man who wishes to extend his knowledge beyond the normal testing and fault finding routine and affords excellent opportunities in an expanding company. Apply Personnel Manager. [6463]

BAKERS 'selhurst' RADIO

THE CONNOISSEUR'S CHOICE

The "ULTRA TWELVE" full range reproducer



12" 20W 20-25000 c/s
Cone Resonance 20 c/s
£17 . 10 . 0

Write for details of our range of High Fidelity Equipment, which includes GOODSELL 'Golden Range,' with the ORTOFON Pick-Up, with Diamond Stylus and the WOOLLETT Transcription Gramophone Turntable.

THE CONNOISSEUR'S CHOICE



The PRESIDENT Audio Console

12W 20-50,000 c/s ± 1db 0.1% distortion.
MK. I £30 12 6
MK. II £34 10 0

A High Fidelity Tone Control Pre-Amplifier and Power Amplifier encased in a compact attractive cabinet. (11½ in. wide x 6½ in. high x 14 in. deep.)

Trade and Export enquiries invited

JOHN LIONNET & CO.

DEPT. W, 17 Charing Cross Road, W.C.2
(Opp. Garrick Theatre) Tel.: TRAFalgar 557

LOOK! A NEW TAPE DECK

MODEL TD5—MK 1:

Size 7in. x 11in. for 5in. reels.
High fidelity heads.
Fast, forward and reverse.
Positive braking—easy loading.
First-class motor.

**ABSOLUTELY COMPLETE AND TESTED
PRICE £9-15-0**

Recording Amplifier, complete... £9 10 0
Power Unit, complete..... £3 10 0
(BVA guaranteed valves, all new components)
Carriage extra.

"The complete recorder gives results quite as good as one costing several times the price."—
J. C., Cambridge.

Recording Heads, Oscillator Coils, Inductances, Transformers, Circuit Diagrams can also be supplied.

Send Stamp for particulars to:—

P. A. MARRIOTT & CO.
SUNLEIGH WORKS . SUNLEIGH RD.
ALPERTON . MIDDLESEX

SITUATIONS VACANT

ESTIMATING.—E. K. Cole, Ltd., Malmesbury, Wilts, have a vacancy for an estimator; the company is engaged on electronic equipment and applicants should have had a wide experience in estimating this class of work and small quantity production; good practical shop training is considered essential and an engineering apprenticeship desirable; good salary will be offered and there is a possibility of housing accommodation being available to suitable applicants.
FULL welfare facilities and contributory pension scheme.
PLEASE apply in writing, with details of education, training and experience, to Personnel Manager. [6525]

PRACTICAL Electronic Engineers required for the maintenance of production test equipment used in the manufacture of radio components and various electrical products. A certain amount of design and construction is entailed, together with the carrying out of routine electrical investigations and production trouble-shooting. Applicants should have a sound basic knowledge of electronic principles and the ability to work from circuit diagrams and the minimum of supervision. Good knowledge of radio and television an advantage. Practical experience of this type of work will be rated as highly as academic qualifications. Good salaries will be paid and a Pension Scheme is in operation.—Please reply, in confidence, to Box 4641, quoting T.P.S. [6469]

ILFORD, Ltd., require a young electronics engineer for research projects involving, among other things, d.c. amplifiers, timing circuits, servo-systems, television and transistor circuits; the successful candidate will work with a senior research engineer in the Physics Research Laboratory at Brentwood, Essex; he will assume a large degree of responsibility for the design of equipment for use in the Company's laboratories and factories and for the supervision of their assembly and maintenance; a basic knowledge of optics and photography will prove useful, but it is not essential. Minimum requirements: Grad. I.E.E. or equivalent, accompanied by imagination, enthusiasm and a practical knowledge of electronic circuitry.—Apply in writing to Research Director, Ilford, Ltd., Ilford, Essex. [6504]

MAJOR Oil Company requires immediately for employment in Venezuela and also British Bornee multi-channel radio engineers with approximately 5 years' experience V.H.F. techniques, including time and frequency division multiplex radio equipment; experience of standard telephone types D.P. and F.P. an advantage; must be competent to work independently and be able to co-operate in trouble shooting and testing; approximate age 25/35; commencing salary according to experience; good living conditions for single or married men; pension scheme covering employee and family. Tours of 2 and 3 years' duration with 3 to 4 home leave tours, in addition to local leave; travelling expenses paid for interview London. Applications will be treated in strictest confidence.—Please apply in writing, giving full details, to Box ZA.509, Deacon's Advertising, 36, Leadenhall St., E.C.3. [6518]

SIGNALS Officers (Inspectors of Police, Grade I), required by Kenya Government, for 2 years on probation for permanent employment. Commencing salary according to experience in scale (including inducement pay), £753 rising to £1,095 a year. Alternatively, 3-year contract with salary in scale £590 rising to £840 a year. Outfit allowance £40. Free uniform. Separation allowance payable to married men under certain conditions. Free passages. Liberal leave on full salary for a tour of 30-45 months. Candidates, preferably unmarried, aged 22-35, should be at least 5ft 7in without footwear, intelligent and of good physical strength and development. Must be of good education with normal vision and hearing without aids. Candidates must have at least 4 years' experience of telecommunications work with a radio firm, Government dept., or H.M. Forces. Knowledge of diesel and/or petrol electric sets an advantage.—Write to the Crown Agents, 4, Millbank, London, S.W.1. State age, name in block letters, full qualifications and experience, and quote M1/45197/WF. [6492]

TECHNICAL Officer (Radio/Radar Duties) required by East Africa High Commission. Meteorological Dept. for four 30/36 months, commencing salary according to qualifications and experience in salary scale (including inducement pay) £813 rising to £1,341 a year; appointment either (a) on pensionable terms subject to a probationary period of two years or (b) on contract with gratuity at rate of 13½% of total emoluments drawn; outfit allowance £30; free passages; liberal leave on full salary; candidates should possess Higher National Certificate or City and Guilds Final Certificate (5-year Group Course in relevant subjects) or General Certificate of Education at Advanced Level in physics and mathematics; experience of operation and maintenance of ground radar equipment is essential and acquaintance with radio sonde and telecommunication techniques desirable; duties include operation and maintenance of meteorological electronic and radio equipment, ionospheric sounders, "SPERICS" and diesel plant.—Write to the Crown Agents, 4, Millbank, London, S.W.1. State age, name in block letters, full qualifications and experience, and quote M3B/45736/WF. [6538]

SPECIALIST SWITCHES

specified for the

MULLARD

TAPE AMPLIFIER CIRCUITS

Amplifier Type 'A'

SS/567/A
SS/567/B } the set ... 32/6
SS/567/C }

Amplifier Type 'B'

SS/567/A 16/6

SPECIALIST SWITCHES

23 RADNOR MEWS · LONDON W.2
AMBassador 2308

Enquiries by post or phone only

YOUR METER DAMAGED ?



Leading
Electrical
Instrument
Repairers
to the
Industry

Contractors to the Ministry of Supply and General Post Office. Repairs by skilled craftsmen of all makes and types of Voltmeters, Ammeters, Microammeters, Multirange Test meters, Electrical Thermometers, Recording Instruments, etc. Quick deliveries—for speedy estimate send defective instruments by registered post to:—

L. GLASER & CO. LTD.

Electrical Instrument Repairers
97-100 ALDERSGATE STREET, E.C.1
(Tel.: MONarch 6822)

Good Investments

SIGNAL GENERATORS type T.F.144G. Frequency range 85 kc/s to 25 Mc/s in eight ranges. Output continuously variable from 1 μ V to 1 V. Internal sine wave modulation 400 c/s variable up to 75% with provision for external modulation. All Laboratory Tested and guaranteed. These instruments are current models not gov't surplus.

RECEIVERS 1294 with Power Pack, rebuilt and fitted new replacement valves for which renewals are easily available. Current model, does not use C.V. 62 Oscillator valve.

PRECISION TEMPERATURE CONTROL OVENS. 230 volts A.C. per quartz crystals, give stability with suitable crystals of better than 2 parts in a million. Fitted thermostat and thermometer. Temp. adjustable 40/60 degrees C. Lab. tested. As new and guaranteed.

AUDIO OSCILLATORS type B by Furzehill Laboratories, frequency range 0-20 kc/s. Accuracy 1%, output 2 W mains operated current model. Not gov't surplus.

400 CYCLE INVERTERS. Dual output, 115 volts 3-phase 750 v.a. and 24/26 volts 250 v.a. single phase from 28 volts D.C. input. 115 volts 115 v.a. 400 cycles 3-phase from 24 volt D.C. input.

400 CYCLE 2 KW MOTOR ALTERNATOR Admiralty pattern, 230 volts A.C. 50 cycles 8 P.P. input cap. start, 16.5 amps, belt driving 2 KW 230 volt S.F. 400 cycle alternator with B.T.E. 50 volt 7 amp D.C. exciter motor.

Leslie Dixon & Co.

Dept. A, 214 Queenstown Road, London, S.W.8

Telephone: MACaulay 2159



3-VALVE QUALITY AMPLIFIERS

Suit modern crystal P.U.s; for 200-250 v. A.C.; neg. feedback, volume and tone controls; new Components and PLAYING TESTED.

B7; £4/7/6, INT. OCTAL £4/2/6, B9A £4/12/6. Carr. 3/6 all types.

E.K.E. 47, Arksey Lane, Bentley, Doncaster.

BELCLERE TRANSFORMERS

offer—

- ★ High Quality Driver and Output transformers for use with Transistor Amplifiers.
- ★ Output transformers for F.M. receivers—types suitable for Push-pull or single-ended output stages.
- ★ Transformers to customer's own specification.

Illustrated leaflet and fullest details upon request. Excellent Delivery—Competitive prices.

BELCLERE TRANSFORMERS

P.O. Box No. 22

117 High Street, Oxford

Tel. 48362.

Cables: Belclere, Oxford.

Build your own Tape Recorder with the 'ASPDEN' TAPE DECK KITS

- Compact model 7½in. x 11in., 5in. reels.....kit £7 10 0
 - Standard model 10½in. x 15in., 7in. reels...kit £8 10 0
- Easy to assemble, with full working drawings and instructions. First class motor, latest design High-Fidelity heads. and the recorder
- AMPLIFIER.....kit £5 18 0
 - Power pack.....kit £2 18 6
- (without valves)
Carr. extra

"... I should like to place on record my appreciation of the standard of your kits, both of the deck and amplifier, both of which work very satisfactorily."

J. S. B., Wolverhampton

Send stamp for full particulars to:—

W. S. ASPDEN,
10, MARKET STREET, WESHAM,
KIRKHAM, LANCs.

TRANSFORMERS FOR ELECTRONIC AND INDUSTRIAL EQUIPMENT

We have a reputation for and specialise in the manufacture of High Grade Transformers. Open or enclosed. Tropical baked or cast resin types. Singly or quantities. 100VA. to 5kVA. We fulfil our delivery promises, and we have also a department for rewinds.

HOWORTH
51 POLLARD LANE, BRADFORD, 2
Tel. 37030

NEW BOOKS ON RADIO & TELEVISION

- A Beginners guide to Radio, by Camm. Postage 6d. 7/6
- Fundamentals of Transistors, by Tibbs and Johnson. Postage 1/- 25/-
- From Microphone to Ear, by Slot. Phillips technical series. Postage 6d. 17/6
- Frequency Modulation Engineering, by Tibbs and Johnson. Postage 1/3 45/-
- Electronic and Radio Engineering, by Terman. Postage 1/9 71/6
- Magnetic Recording Handbook, by Hickman. Postage 1/- 21/-
- Radio Servicing Pocket Book, by Molloy. Postage 6d. 10/6
- The A.R.R.L. Antenna Book. Postage 1/- 19/-
- Wireless Servicing Manual, by W. T. Cocking. Postage 1/- 17/6
- Correcting T.V. Picture Faults, by J. Cura. Postage 4d. 3/6
- Lou speakers, by Briggs. Postage 4d. 7/6

UNIVERSAL BOOK CO.
12 LITTLE NEWPORT STREET,
LONDON, W.C.2 (adjoining Lisie Street).

SITUATIONS VACANT
MECHANICAL test laboratory requires technical assistant for work on environmental testing of equipments and components; experience in this field is not essential; duties additional to testing involve construction and maintenance of test gear; this is an excellent opportunity for person with mechanical and electronic background and interests.—Please reply stating age and experience to The General Electric Co., Ltd., Applied Electronics Laboratories, Brown's Lane, Allesley, Coventry. [6434]

JUNIOR Wireless Telegraphy Operator required by Falkland Islands Government for service in South Georgia for one tour of three years in first instance; salary scale £330, rising to £420 a year; free board and lodging; free passages; liberal leave on full salary; candidates should possess 1st class P.M.G. cert. and preferably have some knowledge of postal telegraph and ships W/T services.—Write to the Crown Agents, 4, Millbank, London, S.W.1. State age, name in block letters, full qualifications and experience and quote M2C/41977/WF. [6472]

RADIO Officers required by East Africa High Commission Directorate Civil Aviation for one tour, 30 to 36 month in first instance, with prospect permanency. Salary scale (including Inducement Pay), £813, rising to £1,173 a year. Commencing salary according experience. Good prospect promotion to Radio Superintendent (salary scale, including Inducement Pay, rising to £1,341 a year). Free passages. Liberal leave on full salary. Outfit allowance £30. Candidates must be capable operating at 25 w.p.m. and should hold M.T.C.A. 1st class Flight Radio Operator's Licence or Cert. of Competency or P.M.G. 1st Class Cert. or Communicator (M.T.C.A.) or equiv. Knowledge of touch typing for teleprinter an advantage. Established Civil Servants should apply through their Establishment Officer. Write to the Crown Agents, 4, Millbank, London, S.W.1. State age, name in block letters, full qualifications and experience and quote M2C/41538/WF. [6430]

WIRELESS Technicians Grade I required by Tanganyika Government Police Force for one tour of 30/36 months in first instance; salary scale (including Inducement pay) £1,383, rising to £1,566 a year; gratuity at rate of 13½% of total substantive salary drawn; free passages; liberal leave on full salary; candidates preferably not over 40 years of age, must have a wide knowledge of installation, running and maintenance of fixed and mobile radio communications equipment in the MF, HF and VHF categories, the erection and maintenance of lattice steel masts and towers, the installation, running and maintenance of low power (under 100w) generating equipment and a good knowledge of line equipment with teleprinter installation and associated practices; candidates should have several years' experience and training up to degree or H.N.C. standard.—Write to the Crown Agents, 4, Millbank, London, S.W.1. State age, name in block letters, full qualifications and experience and quote M2C/41982/WF. [6473]

SITUATIONS WANTED
RADIO electrician, Royal Navy, ten years' experience, available January, requires employment Middle East or Mediterranean.—Box 4963. [6514]

CHARTERED Accountant (35), five years post-final experience including costing, seeks post utilising extensive training in pulse technique, magnetic recording, or audio electronics.—Box 5083. [6533]

TECHNICAL Officer (Post Office), 29, final City & Guilds (telecomms. radio), wishes job on Continent; studying to improve French; experienced in radio, TV and microwave; anything considered.—Box 5051. [6549]

TECHNICAL TRAINING
LEARN it as you do it, we provide practical equipment combined with instruction in radio, television, electricity, mechanics, chemistry, photography, etc.—Write for full details to E.M.I. Institutes, Dept. WW47, London, W.4. [10006]

CITY and Guilds (Electrical, etc.) on "No Pass—No Fee" terms, over 95% successes.—For full details of modern courses in all branches of Electrical Technology send for our 144-page handbook, free and post free, B.I.E.T. (Dept. 388A), 29, Wright's Lane, London, W.8. [0117]

TUITION
NOTHING succeeds like success! What we have done a thousand times we can do again for you—see the B.N.R.S. advt. page 122. [0172]

WIRELESS operating; attendance and postal courses.—Stamp for reply to Manager, The Wireless School, Manor Gdns., London, N.7. [0104]

FULL-TIME courses for P.M.G. Certs., C.G.L.I., Telecommunications, Radar Maintenance Cert. and B.Sc. (Eng.); prospectus free.—Technical College, Hull. [0111]

A.M.I.Mech.E., A.M.Brit.I.R.E., City and Guilds, etc. on "No Pass—No Fee" terms, over 95% successes—of details of Exams and courses in all branches of Engineering, Building, etc., write for 144-page Handbook—Free: B.I.E.T. (Dept. 387B), 29, Wright's Lane, London, W.8. [0118]

TELENG

(Reg. Trade Mark)

The only complete Range of Equipment for.....

EXTENDED AERIAL AND WIRED TELEVISION SYSTEMS from.....

Single Buildings to Whole Towns.

Backed by years of experience in this field, in this country and abroad.

Built to highest "Public Service" standards.

Covered by full technical and planning advice and co-operation.

The full range includes:—

... Aerial Source A.G.C. Units and Channel Converters;

... Ultra Wide, Wide, and Single Channel A.G.C. Repeaters, with outdoor housing, for mains or low voltage line powering;

... Co-ax. Cable Splitters, Equalisers, Tappers, etc.

Comprehensive informative lists on request.

Telefusions (Engineering) Ltd., Teleng Works, Church Road, Harold Wood,

ROMFORD, ESSEX.
Ingrebourne 2901.

GALPIN'S ELECTRICAL STORES

408, HIGH STREET, LEWISHAM, S.E.13
Tel: Lee Green 0309. Nr. Lewisham Hospital.

TERMS: CASH WITH ORDER
(No C.O.D.)

All Goods sent on 7 days' approval against cash

MAINS TRANSFORMERS. Input 200/230 volts. OUTPUT 0/9/18 Volts at 3/4 amps., 25/- each; another output 12/0/12/4 volts 3 amps., 25/- each; another suitable for soil heating, garage lighting, etc.; another 4 volts 20 amps. twice, 35/- each.

EX-GOVT. ROTARY CONVERTERS. 24 volts D.C. Input 50 volts 50 cycles, 1 phase at 450 watts. OUTPUT (complete with Step Up Transformer) from 50 volts to 230 volts. £13/10/- each or CONVERTOR only £9/10/- each.

EX-NAVAL ROTARY CONVERTERS 110 volts D.C. Input. Output 230 volts 50 cycles 1 phase 250 watts capable of 50 per cent. overload, in good condition, guaranteed weight approx. 110 lb. £13/10/- each.

SPARK COILS. 1st spark on 4 to 6 volts, complete with trembler, 17/6. p/p. 1/6 each.

TOTE SWITCHES with operating gear, large 25/-, small 15/- each.

4 H.P. D.C. MOTORS, 110 volts, 3,000 r.p.m., new 35/- starters to suit N.V.B. 25/-.

MAGSLIP MOTORS, 50 volts, A.C., large size, as new, 8/6, p/p. 1/6 each. Trans Type. 15/-, p/p. 1/6

IRON CLAD Safety Switches, 2 pole, D.P., D.T., 250 volts 60 amps., new, 18/6, p/p. 1/6 each.

D.C. MOTORS, 24 volts, 'large size 8/6, p/p. 1/- each.

ROTARY CONVERTERS, new, with all smoothing and control, input 230 volts D.C. Output 300 volts, 260 M/amps, 150 volts, 10 M/amps, and 14.5 volts, 5 amps. All outputs are D.C. 45/-, p/p. 2/6 each

LARGE METER Movements, fairly low F.S.D., average 6 inch deflection, very high quality, 7/6, p/p. 1/6 each

MOVING COIL Meters, all 2 to 3 inches dia., damaged cases or glasses, 3 for 10/-, guaranteed one sound meter, 6 for 18/-, two sound meters, no junk all are or suitable for M/amp. meters.

MAINS TRANSFORMERS, all 200/250 volts primaries (New) Heavy duty Output combination of 0/6/12/18/24/30/36 volts 4 1/2 amps. 33/6 each. Ditto 8/8 amps. 51/6 each. Ditto 15 amps. Output 75/- each. Another combination of 0/6/12/18/24 volts 8/8 amps. 51/6 each. Ditto 10/12 amps. 56/6 each. Ditto 25/30 amps. Output 85/- each.

MEDIUM SPOT WELDER TRANSFORMERS. Input 200/250 volts, OUTPUT combination of 0/3/4/6/8/10/12 volts at 50/70 amps., 25/7/6 each. Ditto 120/150 amps. Output, 28/10/- each.

ELECTRIC LIGHT OR POWER CREDIT METERS, 10 amp. load 25/4/- 30 amp. load, 47/6/- 30 amp. load, 57/6/- Fully guaranteed, carriage paid.

PREPAYMENT METERS, 1/ slot, set at 2d. per unit, 10 amp. load, 24/2/6/-; 20 amp. load, 25/2/6/- Carriage paid, fully guaranteed.

6d. SLOT ONLY PREPAYMENT METERS, 5 amp. load only, set at 4d. per unit 52/6 each. Carriage paid, fully guaranteed.

LARGE RANGE OF VOLT, AMP. AND MILLIAMM. METERS from 7/6 each to 50/- each, sizes from 2in dia. up to 7in. dia. Please state requirements for price.

BREAST MICROPHONES, with mouthpiece, 6/-, F/F.

AUTO WOUND Voltage changer TRANSFORMERS. Tapped 0/110/200/230/250 volts 200 watts, 43/6 each; 350 watts, 57/6 each; 500 watts, 76/8 each; 1,000 watts, 86/5/- each; 2,000 watts, £11 each; 3,000 watts, £17/10/- each.

FILM PROJECTORS, 35 m.m., silent and sound, with lens 2/5; without lens £30. Buyer collects, other gear. Please call. Good film for cutting, size 5 1/2 in. x 24 ft., 7/6; 4 1/4 in. x 47 ft., 12/6. Both post free.

EX-R.A.F. MORSE TAPPING KEYS. 5/- each.

Any TRANSFORMERS made to order within 7 days from date of order. Please ask for quote. Numerous other items in stock.

MAINS TRANSFORMERS, 110/250 volt input 300/0/300 volt 70/80 M/amps, 12 volt 1A, 4 volt 2A. Useful for Wireless, Model Trains, Chargers etc., or as an 80-watt Auto Transformer 110/250 volts, 10/9 each. Guaranteed.

MORSE TAPE Recorders with motor or clock-work drive, (NOT radio tape decks), D.C. motors only. 25 each, carriage 7/6.

MEGGARS, large size, slight adjustment needed, 500 v., £2/10/-; 250 v., £2/10/- each, carriage 10/-.

Clients in Eire and Northern Ireland, please ask for quotation as to carriage charges. The above charges only apply to England.

SPLENDID ODD BARGAINS FOR VISITORS.
OPEN ALL DAY SATURDAY
PLEASE PRINT YOUR NAME AND ADDRESS.

TUITION
WIRELESS.—See the world as a radio officer in the Merchant Navy; short training period; low fees, scholarships; 179 available boarding and day students; stamp for prospectus.—Wireless College, Colwyn Bay. [0018]

T.V. & Radio.—A.M. Brit. I.R.E., City & Guilds, R.T.E.B. Cert., etc., on "No Pass—No Fee" terms; over 95% successes.—Details of Exams and Home Training Courses in all branches of Radio and T.V. write for 144-page Handbook—Free, B.I.E.T. (Dept. 397A), 29, Wright's Lane, London, W.8. [0116]

FREE! Brochure giving details of home study training in radio, television, and all branches of electronics; courses for the hobby enthusiast or for those aiming at the A.M. Brit. I.R.E., City and Guilds, R.T.E.B., and other professional examinations; train with the college operated by Britain's largest electronics organization; moderate fees.—Write to E.M.I. Institute, Dept. WW28, London, W.4. [0179]

WIRELESS telegraphy.—Merchant Navy offers to youths 16 upwards after qualification, lucrative positions as radio officers.—Apply British School of Telegraphy, 179, Clapham Rd., S.W.9 (Est. 1906.) Recognised by Ministry of Education, moderate fees, modern equipment, day and evening tuition, also postal courses in theory of wireless telegraphy for F.M.G. Certs. and Amateur Transmitting Licence. [0124]

INCORPORATED Practical Radio Engineers' home study course of radio and TV engineering are recognized by the trade as outstanding and authoritative. Moderate fees to a limited number of students only. Syllabus of Instructional Text is free. "The Practical Radio Engineer" journal, sample copy, 2/- 6/00. Alignment course for Superhet 5/9.—Membership and entry conditions booklet, 1/-, all post free from the Secretary, I.R.E.E., 20, Fairfield Rd., London, N.8. [0088]

BOOKS, INSTRUCTIONS, ETC. "BACK copies of "Wireless World" and "Radio News" half-price.—Box 4698. [2475]

"WIRELESS WORLD," Sept., '43, Mar., '48; Aug., '49-Dec., '55; less 2 '51; 3 vols., bound; offers.—86, York St., Wakefield. [6478]

TELECOMMUNICATIONS Principles 1 and 2 in m.k.s. units, equivalent to two complete correspondence courses for these C and G exams., 100 worked, 100 unworked examples, price 10/6; also "Radio Reference," covers basic D.C. and A.C. theory, valves, transistors, oscillators, R.F., A.F. and power amplifiers, detectors, receivers, transmitters, E.M., V.H.F., aerial arrays, sound test equipment, construction techniques, 180,000 words, 588 figs., price 25/-.—W. Clarke Riddiford, 384, Tilehurst Rd., Reading. [6325]

"INTRODUCTION to Valves." By R. W. Hallows, M.A. Cantab., M.I.E.E., and H. K. Milward, B.Sc. Lond. A.M.I.E.E. Describes the principles, construction characteristics and uses of most types of radio valves. The approach is simple and, as far as possible, non-mathematical, but the book provides the student with a thorough understanding of valves and how they work. 8/6 net from all booksellers. By post 9/6 from Iliffe & Sons Ltd., Dorset House, Stamford St., London, S.E.1.

"CASH From Your Camera." By Arthur Nettleton, F.R.G.S. Shows how amateur photography can be made to pay for itself by the sale of pictures to newspapers, magazines, calendar publishers, etc., and deals with the many problems involved. 2nd Edition. 7/6 net from all booksellers. 8/- by post from Iliffe & Sons Ltd., Dorset House, Stamford St., London, S.E.1.

"TELEVISION Receiving Equipment." By W. T. Cocking, M.I.E.E. An exhaustive description of each stage of the normal television receiver. Other chapters deal with special circuits, faults and their remedies, selectivity, servicing, etc. 3rd Edition, 18/- net from all booksellers. By post 19/1 from Iliffe & Sons Ltd., Dorset House, Stamford St., London, S.E.1.

BOOKS WANTED. "Wireless World," January, February, March, 1950, and September, October, November, 1951.—Box 4746. [6487]

NORTHERN POLYTECHNIC HOLLOWAY, N.7.

COURSES LEADING TO THE B.Sc., SPECIAL DEGREE IN CHEMISTRY AND IN PHYSICS FOR STUDENTS ENGAGED IN INDUSTRY

Students attend these courses, of duration four years, by arrangement with their employers. Two terms of each year are spent in full-time study and the third term in part-time study. Those suitably qualified may proceed as Internal Students of the University of London.

Any students wishing to enrol should apply to the Secretary, Northern Polytechnic, Holloway Road, London, N.7., from whom further information can be obtained.

SONOMAG

the newest
TAPE RECORDING EQUIPMENT

SONOMAG—THE NEWEST PORTABLE TAPE RECORDER

using latest Collaro 3-speed Transcriber, in compact portable form. Measures 17"x14"x7" and includes new Collaro microphone and tape.
PRICE 48 gns

Contemporary Console Model in pale oak, mahogany or striped walnut.
PRICE 58 gns

SONOMAG ADAPTORTAPE UNIT

for immediate connection to your own Hi-Fi equipment, latest Collaro 3-speed deck, newly designed pre-amplifier, frequency response 30 c/s. to 16 KC/s. automatic compensation on both record and replay to C.C.I.R. professional standard.
PRICE 32 gns

Special power-pack if required, 4 gns extra.

Demonstration by appointment with pleasure, day or night

Leaflet on request

SONOMAG

2, St. Michael's Road, Stockwell, S.W.9 (Minute Stockwell Tube). B.R.I. 5441 (3 lines).

BUSH RADIO LIMITED

Development Laboratories—KEW

Vacancies exist in all grades of work on colour television and associated test gear.

Write for application form to Personnel Dept. (Ref. CTV), Bush Radio Ltd., Power Road, Chiswick, W.4.

OPPORTUNITIES FOR SERVICE ENGINEERS

Applications are invited for posts entailing interesting service work, including trials and technical liaison, in connection with Sperry Marine or Aeronautical navigational and associated equipment.

Applicants must have good knowledge of electronic theory, wide electro-mechanical experience, preferably on similar equipment, be physically fit, have a good personality and be prepared to travel in U.K. Aeronautical Service Engineers must be under 40, and fit for flying as test observer.

Salary appropriate to qualifications and experience, and "away-from-base" expenses are reimbursed. A superannuation scheme is in operation.

Write briefly and in confidence to Personnel Manager, SPERRY GYROSCOPE CO. LTD., Great West Road, Brentford, Middx.

**NORTHERN POLYTECHNIC
DEPARTMENT OF PHYSICS
SHORT LECTURE COURSES**

Transistor Circuits.

Part I. Tuesdays at 7.15 p.m. Four lectures beginning 15th January, 1957.

Part II. Tuesdays at 7.15 p.m. Six lectures beginning 12th February, 1957.

Radio-Frequency Noise Techniques.

Mondays at 7.15 p.m. Six lectures beginning 25th February, 1957.

Technology of Cold Cathode Valves.

Thursdays at 7.15 p.m. Six lectures beginning 28th February, 1957.

Enquiries should be addressed to the Head of Department of Physics, Northern Polytechnic, Holloway, N.7. (Telephone NORTH 1686)

NOTTINGHAM & DISTRICT TECHNICAL COLLEGE
Principal: D. A. E. Clark, M.Sc. (Tech.)

Applications are invited for the undermentioned appointment.

The College is governed by a Joint Education Committee whose policy is to encourage staff and students to undertake research work, an appreciable amount being in progress in some departments at the present time.

ASSISTANT GRADE B FOR ELECTRICAL ENGINEERING (LIGHT CURRENT)

Salary in accordance with the Burnham Technical Scale for Assistant Grade B viz 2650 per annum rising by annual increments of £25 to a maximum of £1,025 per annum, plus degree allowance of £75 per annum (or £125 for good honours degree) and up to 3 increments of £25 for training in approved cases. Commencing salary may include incremental allowance for industrial experience after age of 21, and for war service.

Further particulars and form of application may be obtained from the Registrar, Nottingham and District Technical College, Shakespeare Street, Nottingham, to whom completed forms should be returned as soon as possible.

F. STEPHENSON.

Clerk to the Joint Education Committee.

LABGEAR (CAMBRIDGE) LTD.

Willow Place, Cambridge

ELECTRONICS FOR A SECURE AND PROGRESSIVE FUTURE

NO KNOWLEDGE OR EXPERIENCE of an electronic character is necessary for an exceptional vacancy we have in our **DRAWING OFFICE.**

Applicants must, however, be competent draughtsmen, well versed in light mechanical engineering, and will be given the opportunity of gaining experience in electronics for upgrading. Fine working conditions among friendly colleagues in a delightful University City. Send all relevant details at once, to the Personnel Manager.

PYE TELECOMMUNICATIONS LTD.,

**Diiton Works,
Cambridge**

invite applications from both **SENIOR** and **JUNIOR**

ELECTRONIC ENGINEERS with experience in the field of

MICROWAVE DEVELOPMENT

Apply in writing giving details of qualifications and experience to the

PERSONNEL MANAGER

Quoting Reference M.D.

CINEMA-TELEVISION LTD.

require

**JUNIOR
ELECTRONIC
ENGINEERS**

to assist in the production and testing of Monochrome and Colour Television Transmission Equipment of the highest grade. Applicants should possess a sound fundamental knowledge of radio and television practice and be capable of using general laboratory test equipment on own initiative. National, C. & G. or similar qualifications an advantage, but comprehensive practical experience may be acceptable.

5-day week. Pension scheme. Canteen. Min. bus and rail services.

Write, with full particulars of age, experience and salary required to CINEMA-TELEVISION LIMITED, Worsley Bridge Road, Lower Sydenham, S.E.26.


RADIO ENGINEERS AND AMATEURS

Send 6d. for our latest list. We are stockists of the new Collaro Tape Deck and 4-speed Monarch Changer, the Whiteley Electrical W.B.21 Amplifier, W.B. Speakers & Cabinets. Price and Bernards Books. We also supply valves, condensers, resistors and a wide range of components at keen prices.


From the Mail Order Specialists:

RADIO HAM SHACK LTD.,
155, Swan Parade, Bradford, 1, Yorks.

TELETRON SUPER INDUCTOR COILS



Ferrite Rod Aerials. Wound on high permeability Ferroxcube rod, Medium wave 8/9, Dual wave 12/9.



Type HAX. Selective crystal diode coil for tape and quality amplifiers, MW 3/-, LW 3/6. Dual wave TRF Coils, matched pairs (as illustrated) 7/- pair. Type S.S.O. Supersonic Tape Osc. coil, provides 6.3 v. 3 a. RF for pre-amp heater. Eliminates induced

50 c/s hum, 40/100 kc, 15/- ea. Transistor coils, etc. Available from leading stockists. Stamp for complete data and circuits.

THE TELETRON CO. LTD.,
266, Nightingale Rd., London, N.9. How. 2527

**WEBB'S SERVICE
DEPARTMENT**

Renovation and re-alignment of Communications Receivers a speciality.

We can also offer skilled overhaul of High Fidelity Amplifiers and Equipment.

WEBB'S RADIO

14 SOHO STREET, LONDON, W.1

Service Dept. — 'Phone GERrard 7308
Sales Dept. — 'Phone GERrard 2089

**Morse Code operating
as a PROFESSION**

The essential qualification of a Radio Officer at sea, in the air or ashore is **EXPERT MORSE OPERATING.** The Candler method of teaching Code is known the world over.

45 years of teaching Morse Code is proof of the efficiency of the Candler system.

Send 2½d. stamp for Payment Plans and full details of all Courses.

THE CANDLER SYSTEM CO.
(55W) 52b ABINGDON ROAD LONDON W.3
Candler System Co., Denver, Colorado, U.S.A.

**'Radiospares'
Quality Parts**

**THE
SERVICE ENGINEER'S
FIRST CHOICE**

A MAST PROBLEM? **WRITE TO Sky masts**

BEADON GARAGE BEADON ROAD LONDON W6 Telephone RIVerside 1124 & 7873

CATALOGUE **L/P** & HANDBOOK
FOR 1956 — 1957

**R
E
C
O
R
D
L
I
B
R
A
R
Y**

- The only comprehensive *selective* catalogue of Classical L/P Records—listing only recordings recommended by the Critics.
- Nearly 3000 discs listed (as already available to Library members).

- Also selections on :-
- The care of Long Playing Records.
 - The Reproduction of Long Playing Records.
 - A Basis for a Record Collection (100 Recommended L/Ps)
 - FULL DETAILS OF LIBRARY MEMBERSHIP

POST 3/- FREE
FROM

THE LP RECORD LIBRARY
SQUIRES GATE STATION APPROACH, BLACKPOOL, LANGS.

RECORD PLAYERS



GRAM MOTORS AUTOCHANGERS CABINETS

Garrard BC 110 3-speed Autochangers. GC2 crystal heads, twin sapphire styl. Maker's cartons. A.C. mains 200/250 volts. £7/19/6, plus 5/6 carr.

Garrard BC 120 3-speed Autochangers with additional facility of manual control to play single records. GC2 crystal heads. A.C. mains 200/250 volts, £9/19/6, plus 5/6 carr.

Collaro RC64 3-speed Mixer Autochangers, with O or T heads. A.C. mains 200/250 volts, £8/19/6, plus 5/6 carr.

Garrard BC 80 3-speed Autochangers. GC2 crystal heads with twin sapphire styl. Maker's cartons. A.C. mains 200/250 volts. £9/19/6 plus 5/6 carr.

Thorens Swiss made single speed autochangers (78 r.p.m.). Cream finish. A beautiful precision job. A.C. mains 200/250 volts. £4/19/6 plus 5/6 carr.

Recline covered cabinets adaptable for the above units, 45/-, plus 5/6 carr.


Record players fitted Garrard 78 r.p.m. A.C. 6 a. motors. Governor controlled variable speed. Standard magnetic pick-up. 12in. turntable. Volume control and jack plug. 100/130, 200/250 volts, A.C. 50/60 cycles. Black crackle finish case with 2 locks, keys, and carrying handle. £4/19/6 plus 5/6 carr.

Recline Covered Portable Record Player Cabinets cut for B.S.R. Regent HE100 units, with space for amplifier. Ex well known manufacturer. Our price £2/19/6. Larger size cut for Monarch changer £3/5/-, plus 5/6 carr.

3-Speed Record Players, fitted with Acoes turnover HGP59 pick ups with twin sapphire styl, recline case with lid, fitted clasps and handle. Worth 10 gu. Our price £7/15/6, plus 5/6 carr.

Crystal Pick-Ups fitted Acoes HGP59 cartridge. Ultra lightweight. Our price 27/6, plus 2/6 carr. Send stamp for complete bargain lists.

RONALD WILSON & CO.
(DEPT. W.W.), 12 BRIDGE STREET, WORCESTER.



**RONETTE FONOFUID
PICK UP**

SUPPLIED TO MANUFACTURERS ONLY
TECHNICAL DETAILS AND
SPECIFICATIONS ON DEMAND

TRIANON-ELECTRIC LTD.

95, COBBOLD ROAD, LONDON, N.W.10
Willesden 2116

'neo'- MAINTEST

100/700V
AC/DC
17/6

SEARCH LEAD
TEST PROB
7/6

THE PERFECT FAULT FINDER
NEO ELECTRICAL INDUSTRIES LTD
MANCHESTER 4

"DIPLOMA" HEADPHONES



Lightweight High Resistance (4,000 ohms). Complete with cord.

17/6

Ideal for CRYSTAL SETS
The 'TYANA' Standard Soldering Iron



- Adjustable Bit
- Weight approx. 4 oz.
- Heating time 3 min.
- 40 Watt economy Consumption.
- Standard Voltage Ranges

16/9

Replacement Elements and Bits always available

KENROY LIMITED
152/297 UPPER ST., ISLINGTON,
LONDON, N.1
Telephone: CANonbury 4905-4663

An
introduction to
the mechanism
and application
of
computers

A new book for technicians, engineers and students

By T. E. Ivall

A non-mathematical introduction to the mechanism and application of computers employing valves and transistors. Both digital and analogue computers are covered, the bulk of the book being devoted to describing their circuitry, while their rapidly developing applications in industry, commerce and science are also outlined. In a final chapter the future evolution of computers is discussed.

ELECTRONIC COMPUTERS

PRINCIPLES AND
APPLICATIONS

NOW READY . . . 25s. net BY POST 25s. 9d.

FROM YOUR BOOKSELLER

Published by ILIFFE & SONS LTD., DORSET HOUSE, STAMFORD ST., LONDON, S.E.1

WANTED

BC 221 FREQUENCY METERS

We will pay

£40

each for sets in good condition with calibration book.

Reply to "Occasion I" this journal's head office. Box No. 4982 c/o. Wireless World.

WANTED

One TN 54 TUNING UNIT For APR 4

We will pay

£100

for unit in good condition.

Reply to "Occasion II" this journal's head office. Box No. 4983 c/o. Wireless World.

SHORT WAVE BROADCASTING TRANSMITTER FOR SALE BY RADIO EIREANN

A new Marconi, 100 k.w. water cooled transmitter.

Transmitter is installed but is unused except for trial runs. For particulars apply to:—

CONTROLLER OF STORES,
DEPARTMENT OF POSTS AND TELEGRAPHS,
DUBLIN, IRELAND



PRINTED CIRCUITS

CROSS-OVER UNITS & HIGH-PASS FILTERS

We have been associated with Printed Circuits since their inception in this country, and now offer a complete service for the design and manufacture of Printed Circuits for all applications. In addition, we have developed special types of condensers ideally suited to this new technique. We invite enquiries from all interested manufacturers.

C.156/3, C.160. Aerial Cross-over Units for coupling Band I and Band III T.V. aerials.


C.156/3 requires the addition of one fixed condenser to complete the circuit, whilst C.160, which is smaller in size, requires the addition of three fixed condensers.

C.548. Tri-match Aerial Unit for coupling together Band I, Band II and Band III aerials to a common feeder. Four fixed condensers are fitted on the reverse side to complete assembly.

C.526/1. Triple-wound Transformer for feeding two T.V. receivers from a common aerial and may also be used for coupling aerial arrays.

C.263/1. High-pass Filter for the elimination of C.W. interference causing patterning. Suitable for all standard I.F. frequencies.

C.263/1 High-pass Filter is also available completely assembled in a screened aluminium can with coaxial plug and socket terminations.



All the above are now available as panels only or assembled with all condensers in position.

THE TELEGRAPH CONDENSER CO. LTD

SPECIAL PRODUCTS DIVISION · NORTH ACTON · LONDON · W.3 · Tel: ACO rn 0061

Ersin Multicore

Savbit

TYPE 1 ALLOY

British Patent Nos.
704763, 721881



The bit on the left, used with Savbit Alloy, has made 10,000 joints. The centre bit, used for 1,000 joints, and the bit on the right for 7,500 joints, were used with a standard tin/lead alloy.

CUTS SOLDERING IRON REPLACEMENT COSTS

Many manufacturers have already changed to the exclusive use of SAVBIT Type 1 Alloy containing 5 cores of non-corrosive Ersin flux. Tests under actual working conditions have proved that the life of solder bits can be increased by up to 10 times by the use of SAVBIT Type 1 Alloy.

7 LB. REEL



Savbit Type 1 Alloy is supplied on 7lb. Reels for factory use. Ersin Multicore 5-core Solder is also available on these reels in 6 alloys and 9 gauges. Prices on application.

1 LB. REEL



When each operative uses a comparatively small quantity of solder at a time, the 1 lb. Reel containing Savbit Type 1 Alloy is often the most convenient size. Containing approx. 170 ft. of 18 s.w.g. 15/- each (subject)

SIZE 1 CARTON



In addition to the normal 4 specifications of Ersin Multicore 5-core Solder, Savbit Type 1 Alloy is now also available in this pack for service engineers or radio enthusiasts. Contains approx. 53 ft. of 18 s.w.g. 5/- each (subject)

Christmas Gifts

SUITABLE FOR THE TECHNICAL MAN
AND THE AMATEUR ENTHUSIAST


HOME CONSTRUCTOR'S 2/6 PACK

Contains 19 ft. of 18 s.w.g. 60/40 alloy wound on a reel. Also available containing 40 ft. of 22 s.w.g. 60/40 alloy — specially recommended for soldering printed circuits. 2/6 each (subject).



Bib WIRE STRIPPER AND CUTTER.

Strips insulation; cuts wires; splits plastic twin flex. Adjustable to most wire thicknesses. An ideal gift for handymen and electricians. 3/6 each (subject).



Bib RECORDING TAPE SPLICER.

This device enables professional and amateur recording enthusiasts to edit tape quickly, accurately and easily. Soon pays for itself by affording considerable economies in tape. 18/6 each (subject).

