


NOVEMBER 1955

TWO SHILLINGS

Wireless World

Radio · Electronics · Television

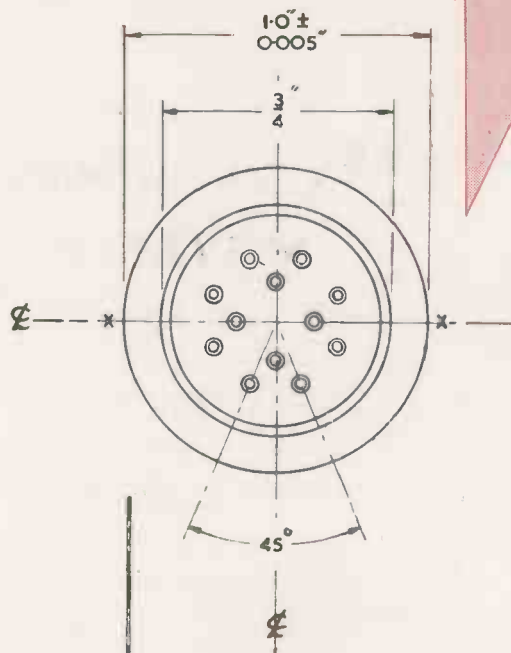


‘FORTY-FIFTH YEAR OF PUBLICATION



EDISWAN

STANDARD METAL-GLASS SEALS



Ediswan, who have specialized for many years in the production of hermetic seals, offer a wide range of Standard Metal-Glass Seals of first-class quality.

Two main types—multiple and single—are available. Both are equally efficient, the type selected depending on the particular application. These seals are easy to fit (usually soft soldering). They have high insulation resistance and provide vacuum-tight joints which will withstand all normal variations in pressure and temperature.

Experience has proved that these standard seals meet the majority of requirements, but our Engineers will be pleased to discuss applications outside the scope of this range.

**INFORMATIVE CATALOGUE AVAILABLE
ON REQUEST**

THE EDISON SWAN ELECTRIC Co. Ltd., 155 Charing Cross Road, London, W.C.2 and Branches

Wireless World

RADIO, ELECTRONICS, TELEVISION

Managing Editor:

HUGH S. POCOCK, M.I.E.E.

Editor:

H. F. SMITH

NOVEMBER 1955

In This Issue

Editorial Comment	525
Interference from Band-III Convertors. <i>By F. Howard Steele</i>	526
Narrower Mobile Radio Channels	527
World of Wireless	528
The Ratio Detector. <i>By K. R. Sturley</i>	532
Letters to the Editor	537
Dual-band Television Aerials. <i>By F. R. W. Strafford</i> ..	539
New Vision A.G.C. System. <i>By J. E. Gent and D. J. S. Westwood</i>	542
Information Theory	545
Measurement of 'Wow' & 'Flutter.' <i>By O. E. Dzierzynski</i> ..	547
Short-wave Conditions	552
Polarization of Waves. <i>By "Cathode Ray"</i>	553
Electronic Digital Computers. <i>By W. Woods-Hill</i>	557
Component Tolerances. <i>By H. S. Jewitt</i>	563
Modified A.F. Millivoltmeter. <i>By R. Selby</i>	565
Manufacturers' Products	568
Microwave Harbour Beacon. <i>By A. L. P. Milwright</i> ..	569
Record and Stylus Wear	570
November Meetings	571
Random Radiations. <i>By "Diallist"</i>	572
Unbiased. <i>By "Free Grid"</i>	574

VOLUME 61 NO. 11

PRICE: TWO SHILLINGS

FORTY-FIFTH YEAR
OF PUBLICATION

PUBLISHED MONTHLY (4th Tuesday of preceding month) by ILIFFE & SONS LTD., Dorset House Stamford Street, London, S.E.1. Telephone: Waterloo 3833 (6) lines. Telegrams: "Ethaworld, Sedist, London." Annual Subscription: Home and Overseas, £1 7s. 0d. U.S.A. \$4.50. Canada \$4.00. BRANCH OFFICES: Birmingham: King Edward House, New Street, 2. Coventry: 8-10, Corporation Street. Glasgow: 26B, Renfield Street, C.2. Manchester: 260 Deansgate, 3.



VALVES, TUBES & CIRCUITS

35. HIGH QUALITY SOUND REPRODUCTION WIDE RANGE OF CIRCUITS

The high quality reproduction obtainable with modern audio valves at low cost has already been demonstrated by the circuit for a 5-valve 10-watt amplifier introduced last year. The '5-10' is now a firm favourite because of the ease with which it can be constructed and because it can be driven directly by many of the more popular and inexpensive types of crystal pickup.

Many constructors will, however, be interested in building a preamplifier for the '5-10' in order to use a pickup giving 40mV output, perhaps a magnetic type or a crystal pickup loaded for output proportional to stylus velocity. Suitable single-valve units of straightforward construction have been designed by Mullard engineers. There are two versions of the basic design. The first is referred to as preamplifier 'A', and is the one required by those who have already made a '5-10' in which the treble, bass, and volume controls are included in the main amplifier. The second version is known as preamplifier 'B', and is more suitable for those who are only just going to build the amplifier. Here the tone and volume controls are included in the preamplifier itself, giving more convenient access to the controls—particularly important if the equipment is to be assembled into a cabinet. The tone and volume controls in preamplifier 'B' are similar to those which can be incorporated in the main amplifier (as in the original design) but with the appropriate changes to component values. Both 'A' and 'B' are suitable for microphone input, or tape input with 30dB bass pre-emphasis at 120c/s.

Point-to-point wiring diagrams and chassis drawings are given in the booklet 'High Quality Sound Reproduction' for preamplifiers 'A' and 'B' and for the two corresponding versions of the '5-10' itself. The booklet also gives details of minor improvements and modifications made to the original amplifier circuit. Chiefly they are intended to take advantage of the high quality of the output transformers which have become available commercially and to give increased stability at the high and low frequency ends of the response. The rated output of the amplifier remains at 10 watts, but the overload point (onset of clipping with

sine wave input) is now 14 watts: the hum and noise level is —75dB relative to 10 watts: and the basic sensitivity at the grid of the EF86 input stage is 40mV for 10 watts output with 26dB of feedback. The recommended rectifier is the Mullard EZ81, which has sufficient power reserve to supply the preamplifier and a radio feeder unit when either

normal or low loading is employed in the output stage. The EZ81 has the same pinning as the EZ80 originally specified, but the total limiting resistance at each anode of the EZ81 must be at least 310Ω in this circuit.

Other Mullard circuits designed for high quality sound reproduction have been published recently in *Wireless World*. A 20-watt amplifier, sufficient for a small to medium-sized hall, was described in the May and June issues. The use of distributed load operating conditions in the EL34 push-pull output stage gives a total harmonic distortion of less than 0.05% at the 20 watts nominal output. A 3-valve preamplifier suitable for this and similar amplifiers was described in the July *Wireless World*, and the August issue contained an article on an f.m. tuner unit which can provide the input for the 10-watt or 20-watt amplifier. Point-to-point wiring diagrams and chassis drawings for these circuits, in addition to reprints of the *Wireless World* articles, are included in 'High Quality Sound Reproduction'.

A 3-valve 3-watt amplifier has been designed for those who require reasonably high quality at low cost and with the simplest possible construction. The total harmonic distortion is 1.5% at 3 watts; the sensitivity is 100mV, and the amplifier is suitable for all types of crystal pickup. This amplifier can be driven by the f.m. tuner unit via a 5:1 attenuator. An EZ81 must be included to provide power for the f.m. tuner, and the mains transformer must then be rated at 90mA or 100mA. Preamplifier 'A', primarily designed for the 10-watt amplifier, is suitable here also; a 5:1 attenuator is required to preserve the original basic sensitivity. Without the attenuator the sensitivities are increased by a factor of 5. Details of the 3-valve 3-watt amplifier are available only in the form of a leaflet (free, from the address below).

NEW PUBLICATIONS

'High Quality Sound Reproduction' is available from radio retailers price 3s. 6d. It contains 48 pages, of which 44 are devoted to the designs described elsewhere on this page. There are 24 pages of information not previously published, including 14 pages of constructional drawings. The pages are 10 ins. by 8 ins.

The 'Mullard Maintenance Manual' is now on sale at radio retailers price 10s. 6d. It provides the information of most use to the service engineer for repairing and maintaining radio and television sets and audio amplifiers, and includes data on valves and tubes for maintenance purposes as well as on the latest types. Constructors and designers will also find this manual extremely useful as a quick reference guide to data. For the complete information required in designing new equipment the Mullard Technical Handbook (available on a subscription basis) should be consulted.

To help home constructors starting to experiment with transistor circuits a new leaflet is available free of charge entitled 'Junction Transistors for the Home Constructor'. It contains eight circuits using Mullard OC70 and OC71 junction transistors, which are now readily available. Background information is included for those who would like to go more deeply into the subject.



The free leaflets and further information can be obtained from

MULLARD LTD., Technical Service Dept., Century House, Shaftesbury Avenue, London, W.C.2.

Wireless World

NOVEMBER 1955

VOL. 61 No. 11

Television Complications

BBRITISH television, in its original form, grew up pretty much according to plan and, in technical matters at least, the situation was always fairly well in hand. But subsequent developments, and particularly the incursion into another frequency band, have shown that it is almost beyond the powers of human foresight to envisage all the possibilities of trouble. That is why we are glad to see that the B.B.C. experimental transmissions in colour, which began on October 10th, were embarked upon with due caution and with no suggestion that the system used will be chosen for a regular service. According to the Corporation's statement, the so-called British N.T.S.C. system "*might prove suitable*" (our italics).

The British Radio Equipment Manufacturers' Association, in welcoming the start of the colour experiments, showed equal caution, and expressed the view that at least two years would elapse before any decision could be made.

Naturally enough, the industry is anxious that the general public should not be under the mistaken impression that colour television is likely to start in the immediate future. There is every reason, however, why the problems of colour should, in the meanwhile, be freely discussed in technical circles. Indeed, that applies to all aspects of television, and we sometimes think the official mind is unduly shy of the limelight.

An example of what seems to be unnecessary reticence has arisen over the transmission characteristics of the new London station at the Crystal Palace. A B.B.C. statement has just been issued saying that it is to work on the vestigial sideband method on vision, with the upper sideband partially suppressed; the present Alexandra Palace station works on double sideband. This change was generally expected and, indeed, was foreshadowed in *Wireless World* a couple of years ago; why the delay in making the announcement?

Another of the unexpected difficulties of television has come to light in connection with t.r.f. receivers, some of which will be rendered obsolete by the change mentioned in the last paragraph. As described in an article on p. 526, the use of these

receivers, in conjunction with a Band III convertor, has been found to produce serious interference with nearby receivers tuned to Band I. Though we have published warnings against various difficulties in the use of convertors, we must admit to having overlooked this particular trouble.

Gallons Into Quart Pots

WE are constantly being reminded that the world's supplies of such vital commodities as coal and oil are running low. But complete exhaustion of our resources is never quite in sight, and, if and when the worst happens, nuclear energy is confidently expected partly at least to make good the deficiency.

Not so with the radio communication spectrum, in which there are no rich seams yet undiscovered and no new "gushers" waiting to be tapped. The full extent of our national resources is known precisely; these resources are inelastic and all that can be done is to use the communication channels we have to the best effect.

One method, which is of great practical significance at present, is to reduce the channel width. Many allocations were made on what now seems to be an unnecessarily lavish basis. A case in point is that of the mobile radio-telephone service, for which the channel width as at present allocated is 100 kc/s. The possibility of reducing this to 50 kc/s was considered in a report made to the Postmaster-General some months ago, but no decision was reached. Now, as reported on p. 527, a demonstration has been given of interference-free working in adjacent channels only 25 kc/s wide—an achievement twice as great as the proverbial one of getting a quart into a pint pot.

This excellent example of channel conservation has been brought about by the extension of straight-forward and well-tried methods, and so there seems to be no technical reason why 25-kc/s channels should not be generally adopted in the mobile service, for which there is an acute shortage of space. The difficulties appear to be mainly economic, though it is understood the new 25-kc/s equipment is not significantly more costly.

Interference from Band-III Convertors

By F. HOWARD STEELE

Radiation on 45 Mc/s

THE advent of television broadcasting in Band III appears to add yet another source of interference to the B.B.C. transmissions in Band I. The trouble arises from Band-I t.r.f. set owners who have converted their sets to receive Band-III transmissions by adding one of the popular "universal" convertors to the front end of their receivers. These convertors usually consist of an r.f. stage followed by an oscillator/mixer, the oscillator being tuned so that the convertor output frequency is the same as the local B.B.C. transmission in Band I.

This I.T.A.-modulated Band-I signal is then amplified through the t.r.f. stages of the receiver until in the region of the detector a signal of several volts in amplitude is obtained. Unless the screening of the receiver is unusually efficient, a few millivolts of this I.T.A.-modulated Band-I signal is picked up by either the Band-I or Band-III aerial leads and is re-radiated. Because of local oscillator drift in the Band-III convertor this radiated signal is not of constant frequency, and variable frequency beats are produced with the B.B.C.'s Band-I transmissions.

The effect on the screen of television receivers operating on Band I anywhere within 100 yards or so of the offending "viewer" is extremely irritating. A vicious herring-bone pattern appears on the screen which is constantly on the move, starting first one way and then the other as the re-radiated signal drifts above and below the frequency of the local B.B.C. transmission in Band I.

Additional Complications

The cause of this interference would seem difficult enough to cure as it is, without two more contributory factors which make it well nigh impossible. The first of these additional complications is the number of t.r.f. receivers which are of the a.c./d.c. type and therefore cannot be properly earthed. The second is the current practice of using unbalanced coaxial cable as the download from an aerial which is inherently a balanced device. This prevents one from considering the download as a simple transmission line.

The last-mentioned complication can be remedied, of course, by fitting a balance-to-unbalance transformer at the aerial end of the download, but if this is done without careful thought impedance matching problems arise. Theoretically, if correct matching is to be obtained, one should use a quarter-wave line transformer between the end of the feeder and the upper element of the dipole and a three-quarter wavelength line between the end of the feeder and the lower element of the dipole. Apart from the complication of so doing, however, it would tend to make the collection of scrap iron we have on our chimneys these days look even more untidy than it does at present.

Should any readers consider doing this, however, it

should be remembered that the mechanical length of a piece of coaxial 75-ohm feeder is shorter than its electrical length, because of the slower propagation rate in this type of cable. The transmission factor of $\frac{1}{4}$ in solid Polythene insulated coaxial is approximately 0.66 and the matching stubs should be shorter than the equivalent free-space wavelength by this factor.

The problem of providing a satisfactory r.f. earth at the receiver input terminals is more difficult. In theory the length of the earth wire should be a multiple of $\lambda/2$ where λ = wavelength of local B.B.C. transmission in Band I. In practice, it would appear impossible to calculate this length, due to the indeterminate stray capacitances to the surroundings of this earth wire and the difficulty of knowing exactly where "earth" is at the far end. A semi-practical solution is to insert a series LC circuit in the earth lead and by varying the L or the C attempt to tune the earth wire to an exact half wavelength. If this can be done (and so far the author has failed to do so) then the receiver input will be at r.f. earth potential so far as the Band-I transmission is concerned and, in conjunction with a balance-to-unbalance modification to the aerial system, one will be well on the way to solving the re-radiation problem.

Having stopped the t.r.f. receiver "bouncing up and down at the end of its earth wire" at I.T.A.-modulated Band-I frequency, the next problem is how to stop the spurious Band-I radiation from the t.r.f. receiver being passed back up the aerial feeders and being re-radiated by either the Band-I or Band-III aerials.

Considering the Band-III aerial first, the solution in theory is not too difficult. All that is required is a high-pass filter to be fitted in the aerial feeder as far away from the t.r.f. receiver as possible. This filter should look like 75 ohms when viewed from either the aerial or the receiver if a mis-match is not to occur and it should ideally have zero insertion loss at Band-III frequencies and an infinite insertion loss at Band-I frequencies. In practice a simple π -type filter with a capacitor as the series element appears to work reasonably well, but the calculated values of inductance in the shunt arms are so small as to make their construction largely a matter of trial and error. (To obtain the required $0.148\mu\text{H}$ one or two turns, $\frac{1}{4}$ in diameter air-spaced, are necessary.) In addition, the two inductors need to be separated by an earthed screen (through which the series capacitor, about 12pF, passes) to avoid mutual coupling between them. The whole filter is then placed inside a fully screened box. Such a filter has a designed cut-off frequency of approximately 90 Mc/s and a characteristic impedance of 75 ohms—we hope!

In practice such a filter makes a substantial reduction in the level of radiated interference but is not in itself a complete cure by any means. One is

still not on speaking terms with one's immediate neighbours

Stopping the Band-I aerial re-radiating is more difficult, and so far no satisfactory cure has been found. One cannot put a high-pass filter or even a band-stop filter in this downlead because, being a two-way device, it precludes the possibility of observing the Old Lady of Shepherd's Bush when one wants to.

Some Band-III convertors on the market short-circuit the Band-I aerial when it is not in use, but this discontinuity, of course, tends to set up standing waves in the Band-I aerial feeder with consequent radiation. A better solution would appear to be terminating the unused aerial feeder in 75 ohms and screening the termination.

It will be gathered from the above that the author owns a t.r.f. receiver and a Band-III convertor of the type referred to. Both the receiver and the convertor are fully screened and yet he must confess, however unknowingly at the time, to causing Band-I interference on the opening night of the I.T.A. transmissions—a fact which a kind but suspicious neighbour was not slow to suggest the following day. Since that time considerable thought has gone into ways and means of suppressing this interference, which in the author's location appears to be a very real problem. A considerable reduction in the level of interference has resulted, but the interference pattern is still visible on receivers up to 100 yards away.

The only foolproof solution would appear to be the

conversion of the t.r.f. receiver to a superhet, using a commercial turret tuner as a front end and dropping the existing 45-Mc/s r.f. strip down to the new preferred British i.f. of 34.65 Mc/s. As the oscillator in such tuners is usually above the Band-I frequency (to avoid harmonic breakthrough) this inverts the relative position of the sound and vision channels and the sound i.f. comes out at 38.15 Mc/s. This, fortunately, is within the range of adjustment of the majority of existing sound receiver circuits and no modification is necessary.

Pending this rather drastic step, the author has not dared to tune in to the I.T.A., and is all the more infuriated to find that others are now causing exactly the same interference as he did on the opening night. It is small consolation to be able to show suspicious neighbours who "just drop in for a chat" that he, too, is suffering the same interference as they are.

Unless anyone can suggest a lasting, immediate and hundred-per-cent effective cure, it is up to all owners of t.r.f. receivers plus convertors to check without delay whether they are radiating this interference. Moreover, radio dealers should be discouraged from selling these Band-III convertors to any t.r.f. set owner unless he has checked that no interference will result. To have bought a convertor, to have sniffed the rabbit (however young and immature) and not to be able to watch his progress is almost intolerable, and yet it seems the only way if one is to remain at peace with those who live nearby.

Narrower Mobile Radio Channels

BAND III is now in the process of being cleared for television purposes and when the job is completed the space left for private mobile radio users will be only about 7 Mc/s. This imposes a severe restriction on the development of mobile radio which can only be overcome by reducing channel widths. An official body has already recommended that the present 100-kc/s channel width should be reduced to 50 kc/s* but it now seems that the belt can be tightened even more. Pye Telecommunications have recently demonstrated a new two-way mobile radiotelephone, known as the "Ranger," designed for channels as narrow as 25 kc/s. This, of course, makes possible four channels in the space occupied by one at present.

With such close spacing the problem of cross-talk between channels becomes really acute, and it is essential that good frequency stability shall be maintained in the equipment. The Pye transmitters and receivers are crystal-controlled, of course, and the crystals themselves are cut in a manner which gives high stability operation (AT-cut crystals). The transmitter consists of an oscillator followed by three frequency multipliers and a power amplifier, with a modulator comprising a phase splitter and push-pull output stage. An r.f. output power of 4-6 watts is obtained and the frequency drift is claimed to be less than $\pm 0.002\%$. The receiver is a double superheterodyne with two crystals and eleven valves and is provided with noise-limiting and a.g.c. circuits. Sensitivity is $1\mu\text{V}$ for 100mW output, while the frequency drift here is claimed to be less than $\pm 0.0025\%$.

The equipment will work anywhere in the frequency range 25-174 Mc/s on either single- or double-

frequency simplex, and is operated by a "press-to-talk" switch on the hand microphone. Transmitter, receiver and power supply are housed in a steel case intended for fitting under the dashboard of a motor vehicle, as shown in the photograph below.

In the demonstration of the equipment, four mobile units in motor vehicles were receiving from four 15-watt fixed transmitters in adjacent 25-kc/s channels (actually 161.725, 161.75, 161.775 and 161.8 Mc/s), the mobile transmitters and corresponding fixed receivers being spaced from these by 4.5 Mc/s (at 157.225, 157.25, 157.275 and 157.3 Mc/s respectively). In spite of this close spacing there appeared to be no cross-talk between channels except a slight trace when the mobile units had been driven very close to the fixed transmitter aerials.



* "Report of the Mobile Radio Committee," H.M.S.O., price 9d; summarized in "Mobile Radio," *Wireless World*, May, 1955.

WORLD OF WIRELESS

British N.T.S.C. Tests ♦ H.P. and Retail
Sales ♦ Engineering Opportunities

Colour Television Tests

THE promised television test transmissions in colour began from Alexandra Palace on October 10th. The system being used in these initial tests, which are being radiated outside normal programme hours, is the British adaptation of the American N.T.S.C. system (see our August issue). Other systems may be tried later on.

These tests, which are being carried out in agreement with the Television Advisory Committee, are mainly to ascertain whether a truly compatible system should be the final objective. Viewers in the London area will have the opportunity of finding out if there is any appreciable degradation of the monochrome picture.


New Television Stations

TWO new television stations, both operating in Channel 4 (61.75 Mc/s vision and 58.25 Mc/s sound) have been brought into service by the B.B.C. during the past month.

The first, a 1-kW temporary Channel Islands transmitter at Les Platons, Jersey, at present has to rely on the reception of transmissions from the temporary station at North Hessary Tor. The permanent Devon station will be in use early next year. The signals are picked up at a receiving station at Torveale, Guernsey, and conveyed to Jersey by a radio link.

The other new station is the permanent transmitter at Meldrum, 20 miles north-west of Aberdeen. It has an e.r.p. of 12 kW and replaces the temporary transmitter at Redmoss, which has been in use for the past 12 months.

Both stations use horizontal polarization.



OPTICAL ASSEMBLY of the three-tube colour camera which, with its associated equipment, has been supplied by Marconi's for the B.B.C. colour television tests. The film and slide-scanning equipment being used in the tests was developed and built by the B.B.C. Research Department.



Rear-Admiral K. H. T. Peard speaking at the farewell dinner to Rear-Admiral Sir Philip Clarkewhom he succeeds as director of the naval electrical department. Sir Philip has been nominated for a second year as president of the Brit. I.R.E.

Retail Sales

THE increase in the hire-purchase deposit on broadcast receivers introduced at the end of July is reflected in the survey of retail sales during August, prepared by the British Radio Equipment Manufacturers' Association. It will be seen from the table, in which the hire-purchase sales are given as a percentage of the total sales for each of the past six months (they are not available for January and February), that the proportion of credit transactions has dropped considerably.

	Sound	Radiograms	Television]
January ...	98,000	35,000	103,000
February ...	99,000	33,000	98,000
March ...	95,000 (41%)	24,000 (62%)	85,000 (59%)
April ...	79,000 (42%)	16,000 (63%)	75,000 (59%)
May ...	75,000 (43%)	15,000 (68%)	62,000 (59%)
June ...	74,000 (40%)	13,000 (67%)	58,000 (57%)
July ...	84,000 (41%)	13,000 (67%)	61,000 (61%)
August ...	73,000 (33%)	11,000 (54%)	64,000 (53%)
	677,000	160,000	606,000

Engineers in the B.B.C.

OPPORTUNITIES for graduate engineers and physicists in the B.B.C. are outlined in a booklet "Engineers in the B.B.C." Of the 4,500 employed in the engineering division, 600 are fully qualified engineers and physicists and about 2,300 "engineers who may not necessarily be fully qualified academically" who are mainly employed on operations and maintenance.

Each year the B.B.C. offers a number of two-year apprenticeships to graduate engineers and physicists who obtain Honours degrees. The course includes a period of training at the B.B.C. Engineering Training Department at Evesham, six months' practical works training in industry and some months in two or more of the specialist departments of the B.B.C.

The booklet can be obtained from the Engineering Establishment Officer, B.B.C., London, W.1.

Welsh V.H.F. Service

PENDING the construction of permanent v.h.f. stations in North Wales, a temporary v.h.f. transmitter has been installed at the Penmon, Anglesey, medium-wave station and was brought into service on October 2nd. The transmitter, which is horizontally polarized, radiates the Welsh Home Service on 94 Mc/s with a power of about 1kW. The station will eventually have three transmitters—one for each programme.

V.h.f. transmitters are already being installed at Wenvoe, Glam., which is hoped to bring into service by the end of this year.

PERSONALITIES

F. S. Barton, M.A., B.Sc., F.Inst.P., M.I.E.E., has left the Ministry of Supply, where he has been since 1946 (latterly as principal director of electronics research and development), to become defence supply adviser to the High Commissioner in Ottawa. In 1922 he joined the radio department of the Royal Aircraft Establishment, Farnborough, of which he became deputy head in 1936, and from 1941 to 1946 he was director of radio engineering with the British Air Commission in Washington. His father, Professor E. H. Barton, F.R.S., D.Sc., was a pupil of Hertz in Bonn.



F. S. BARTON.

D. H. Black, M.Sc., Ph.D., F.Inst.P., who has been in the Civil Service since 1939, succeeds Mr. Barton as principal director of electronics research and development at the Ministry of Supply. For two years from 1943 he was on loan to the Admiralty after which he spent two years at R.R.D.E. (now R.R.E.), Malvern, before being appointed director of electronics research and development (defence) at the M.o.S., a post which he held until 1953 when he went to Australia as head of the United Kingdom Ministry of Supply staff in the Commonwealth. Before joining the Civil Service he was 14 years in industry, spending the last seven with Standard Telephones and Cables. Dr. Black, who is 56, is succeeded in Australia by Dr. W. H. Wheeler.

Dr. A. H. M. Arnold is leaving the National Physical Laboratory, where he has been head of the electronics section of the electricity division, to become reader in electrical engineering at King's College, London. Dr. Arnold, who in 1923 graduated from Liverpool University from which he received the degrees of Ph.D. and D.Eng., spent a year at Metropolitan-Vickers before going to the N.P.L. in 1926. He is 54.

F. H. Townsend, M.I.E.E., director and general manager of Cathodeon, Limited, Cambridge, was elected vice-president of the British Amateur Television Club at the second Amateur Television Convention recently held in London. Mr. Townsend joined the Pye Group seventeen years ago and has been with Cathodeon (a member of the Group) since its formation during the war.

J. D. Parker, B.Sc.(Hons.), is the new secretary-general of the Comité International Radio-Maritime, of which H. C. Van de Velde is president. Colonel Parker, who is on the Regular Army Reserve of Officers, was in Royal Signals during the war and from 1941 to 1945 was in charge of the planning and technical section of the inter-services research bureau. After the war he joined the Control Commission in Germany as controller of radio. Before being called up in 1939 he was in the G.P.O.

W. A. Roberts, A.M.I.E.E., has been appointed regional engineer (Midland Region) by the B.B.C. in succession to **J. A. Cooper, B.Sc.(Eng.), A.M.I.E.E.**, who is retiring after 32 years' service with the Corporation. Mr. Roberts, who joined the engineering division of the Corporation in 1937, became assistant to the chief engineer in 1949. Two years ago he was seconded to the Colonial Office as technical adviser on broadcasting development in the Colonies and was a member of the Commissions appointed to study broadcasting in the Gold Coast and Kenya. He returned to the B.B.C. a few months ago. Mr. Cooper, who has held his present position since 1950, was previously engineer-in-charge at Birmingham.

Michael Cooper, B.Sc., Grad.Inst.P., has been appointed planning engineer for teleciné and telerecording by Granada TV Network, Limited, the Monday-to-Friday programme contractors for the I.T.A. Lancashire station. He had been with the B.B.C. since 1951 where he was concerned with the planning and installation of studio and teleciné equipment. He was previously with Pye (1945 to 1946) and the G.E.C. Research Laboratories (1946 to 1951).

Granada TV Network, Limited, have also appointed **John C. McKenzie, B.Sc.**, as television engineer for studio planning. In 1952, on leaving the University of Southampton where he obtained his degree, he was appointed research engineer at E.M.I. Research Laboratories where he was engaged on the initial experiments with the completely stabilized c.p.s. Emitron camera tube. For the past year he has been in the B.B.C. planning and installation department.

W. C. Pafford, who is both a television engineer and a lighting engineer, has left the B.B.C. after 23 years' service to join the Associated Broadcasting Company (now Associated Television, Ltd.), programme contractors for the London (week-ends) and Midland (week-days) I.T.A. stations. He became a maintenance engineer at Alexandra Palace in 1936 and was later in charge of maintenance and war-time operations at the station.

L. E. C. Hughes, Ph.D., M.I.E.E., who was for some years with Londex, Limited, has recently been appointed head of the technical publications department of Ultra Electric, Limited. We understand that he is compiling a reference book on electronics applied to industry.

Walter Titmus, Assoc.Brit.I.R.E., has taken charge of the recently formed industrial controls division of the Solartron Electronic Group, Limited, which he joined in June after six years with Plessey's. From 1929 to 1938 he was with the Marconi International Marine Communications Company. In 1938 he joined the Army, becoming Captain (R.E.M.E.) in charge of the First Airborne Division's mobile and base radio workshops. From 1945 until he joined Plessey's in 1949 he was with E. K. Cole.

H. S. Payman, B.Sc., M.I.E.E., has been appointed general manager of Suflex, Limited, who are now manufacturing polystyrene capacitors in addition to their normal range of sleeving, wire and braided products. He was previously deputy director of component production and general manager of A.B. Metal Products.

F. Szekely, B.Sc.(Eng.), Grad.I.E.E., formerly on the staff of the B.T.-H. Co., has joined the radio division of the Edison Swan Electric Co., Ltd., to promote the application of semi-conductors. After completing his graduate apprenticeship with B.T.-H. he went into the research laboratory.

OUR AUTHORS

S. E. Gent, who, with **D. J. S. Westwood**, writes in this issue on vision a.g.c., has been with Ferguson Radio for seven years and for the past two years has been in charge of one of the Company's television laboratories. He was previously with Peto Scott where, during the war, he was working on military projects and subsequently on domestic radio equipment. He graduated

from the Northampton Polytechnic in 1949. Mr. Westwood joined Ferguson in 1953, having previously been with Cossor. He obtained his engineering degree in 1949.

W. Woods-Hill, author of "Electronic Digital Computers," is manager of research and development in the Calculator Research Laboratory of the British Tabulating Machine Co., Ltd. During the war he spent several years in radio and radar development units of the R.A.F., and subsequently became liaison officer attached to the French Air Force during the installation of their radar school at Auxerre, Yonne. He operates an amateur transmitter with the call G4JV.

A. L. P. Milwright, who describes a new microwave course beacon in this issue, is a principal scientific officer in the Royal Naval Scientific Service. He is at the Admiralty Signal and Radar Establishment, Portsmouth, and is in charge of the group which carries out development on civil marine navigational aids for the Ministry of Transport and Civil Aviation.

IN BRIEF

Receiving Licences.—An increase of 60,832 television licences during August brought the total in force in the United Kingdom at the end of the month to 4,786,415. These, together with the 283,473 for sets fitted in cars and the 9,054,699 for sound only, made an overall total of 14,124,587.

Vice-Admiral Dorling, director of the Radio Industry Council, will open this year's **Amateur Radio Exhibition**, organized by the Radio Society of Great Britain, at 12 noon on November 23rd, at the Royal Hotel, Woburn Place, London, W.C.1. It will close on the 26th.

R.S.G.B. News Service.—British amateurs now have an official broadcast news bulletin which is radiated on a frequency around 3,600 kc/s on Sunday mornings from 11.0 to 11.20 G.M.T. The bulletin is broadcast first on R/T, then keyed in abridged form and repeated on R/T. The station, call GB2RS, is operated at Walton-on-Thames, Surrey, by F. Hicks-Arnold (G6MB).

Science and Management.—The programme of the National Conference of the British Institute of Management, which will be held at Harrogate on November 2nd to 4th, includes a number of papers of interest to electronics engineers. Dr. B. V. Bowden, principal of the College of Technology, Manchester, will speak on electronic processing of data for management and John Diebold (U.S.A.) will deal with automation. Details of the Conference, the theme of which is "The impact of science on management in the future," are obtainable from the Institute, Management House, 8, Hill Street, London, W.1.

The 100 papers (ranging from transistors to transducers and communication theory to circuit design) presented at the 11th **National Electronics Conference** held in Chicago at the beginning of October will be published in volume 11 of "Proceedings of the National Electronics Conference." It will be available early next year, price \$5 from 84, East Randolph Street, Chicago 1, Illinois.

A steady growth in the membership of the **Tensor Club of Great Britain** during its first five years is recorded in the report sent to us by the joint organizers, Dr. W. J. Gibbs and S. A. Stigant. It now has a membership of 137 with over 50 per cent outside the U.K. Gabriel Kron, of America, an authority on tensor analysis, is patron of the club and during a recent visit to this country gave a series of lectures on the subject in London. Details of the club are obtainable from S. A. Stigant, 7, Courtlands Avenue, Hayes, Kent.

The annual dinner of the **Telecommunication Engineering and Manufacturing Association**, of which H. Faulkner is director, will be held at the May Fair Hotel, Berkeley Street, London, W.1, on November 10th. The Association is concerned mainly with general policy matters in the telecommunication manufacturing industry.

Television Test Signals.—At any time between 10 a.m. and 11 p.m. (Monday to Friday) or 9.30 a.m. to 11 p.m. (Saturday) when programmes are not being radiated from the I.T.A. Croydon transmitter, a test signal on full power is now transmitted. No test signals are radiated on Sunday. The B.B.C. test period is from 10 a.m. to 1 p.m. (Monday to Saturday) and for the usual few minutes before the opening of each programme. The times of the test transmissions from the Belling & Lee transmitter (G9AED) at the I.T.A. site at Lichfield have been modified slightly. They are now 10 a.m. to 1 p.m., 3.0 to 6.0, and 7.30 to 8.30 (Monday to Friday) and 10 a.m. to 1 p.m. Saturday.

R.I.C. Dinner.—Sir Walter Monckton, Q.C., Minister of Labour and National Service, is to be the guest of honour at the annual dinner of the Radio Industry Council at the Dorchester Hotel, Park Lane, London, W.1, on November 23rd.

The Second Congress of the **International Commission on Acoustics** will be held from June 17th to 24th, 1956, in Cambridge, Massachusetts, in conjunction with the fifty-first meeting of the Acoustical Society of America. The secretary of the Congress is John A. Kessler, Acoustics Laboratory, Massachusetts Institute of Technology, Cambridge 39, Mass., U.S.A.

Films on Loan.—Two more electronics films have been added to the list of those available on free loan from the Central Film Library of the Central Office of Information. They are "Ultrasonics" (20 minutes) and "Manufacture of radio valves" (26 minutes), both produced by Mullard. Particulars are obtainable from the Central Film Library, Government Building, Bromyard Avenue, Acton, London, W.3.

Demonstrations of **Closed-Circuit Television** are being given by a team of R.C.A. engineers at three international trade fairs being held in the Far East during the closing months of this year. The fairs are in India, Indonesia and Pakistan.

Electron Telescope.—With the object of showing the possible application of electronics to astronomical observations Pye fitted television equipment to the telescopes at Dublin Observatory and gave demonstrations to delegates attending the ninth general assembly of the International Astronomical Union held in the city in September. The meetings were attended by 500 delegates from 34 countries.

A course of six lectures on **Magnetic Amplifiers** is to be held on Wednesdays at 7.0 at the Technical College, Bradford, commencing on October 19th. (Fee 30s.)

Interference from Television Receivers.—A decree laying down the permitted limits of interference from television receivers in the broadcasting bands between 150 kc/s and 30 Mc/s was recently made in France.

A new 20-kW short-wave broadcasting station has been brought into service by the **Tanganyika Broadcasting Service**. It replaces an ex-Army 250-watt transmitter which has been in use since 1951. The transmitter, studio equipment and aerial system were supplied by Marconi's.

"Long-Range Television Reception."—In this article in the October issue, the heading for two of the screen pictures on p. 505 was unfortunately lost in the course of printing. It should have been **Switzerland**.

Since the Classified Advertisements pages were passed for press, it has been found that an incorrect advertisement for **Shirley Laboratories, Limited**, appears on page 159. The correct prices for the equipment are those given in Shirley's first advertisement under "New receivers and amplifiers."

The transmitting equipment for the **I.T.A. Midland Station** is being supplied by Pye and not *to*, as stated in the note on page 496 of our last issue.

Since the publication eighteen months ago of the U.N.E.S.C.O. book "Television: A World Survey," there has been a large increase in the number of television stations in operation and many more countries have made known their plans for the future. A supplement to this international survey has therefore been published (H.M.S.O. 3s.) bringing up to date the information on the television service in 58 countries and non-self-governing territories.

The annual **Electrical Industries Ball** in aid of the funds of the Electrical Industries Benevolent Association will be held at Grosvenor House, Park Lane, London, W.1, on November 11th. Tickets, price 2½ guineas, are obtainable from the E.I.B.A., 32, Old Burlington Street, London, W.1.

The first three **Scholarship Awards**, under the scheme announced a few months ago, have been awarded by the General Electric Company. These scholarships are to be awarded annually to selected members of the G.E.C. staff and provide for degree courses, post-graduate research or specialized studies.

BUSINESS NOTES

A contributing factor in the recent successful trials of the **Pye** underwater television camera on Lake Zurich, Switzerland, was the combined lifting rope and cable produced by **B. I. Callender's Cables**. It is a double-plastic-sheathed version of a standard polythene-insulated television camera cable with a hemp covering; overall diameter is 1½ in. By using this combined cable the time for lowering the camera, which weighs 2½ cwt, was reduced from 45 to two minutes.

Lecture demonstrations of high-quality sound reproduction have been given by **Goodmans Industries, Limited**, in some fifty towns throughout the country during this year. The next and probably the last town to be visited in the present series is Luton, where, on November 15th and 16th, a demonstration will be given at 8.0 p.m. in the Town Hall. Tickets are obtainable from S. Farmer and Company, of Luton.

In the report on the S.B.A.C. Exhibition in our last issue we referred, on page 492, to the **Burndep** u.h.f. aircraft receiver (Type BE.234) as employing a frequency multiplication of 12 to obtain the spot operating frequency. The multiplication figure should have been six.

"**Carcinotron**."—Our attention has been called to the fact that the word "Carcinotron," used in our June issue as a general term to describe backward-wave oscillator valves, is the registered trade mark of the *Compagnie Générale de Télégraphie sans Fil*.

The installation of **Pye** v.h.f. radio-telephone equipment in the vessels of two more Thames lighterage companies brings the total number of users of this equipment on the London river to 32 companies operating over 300 sets. **Pye Marine** have also recently installed a station at the Dock Master's office in the port of Aberdeen and equipment in a pilot cutter and a dredger operated from the port.

The air traffic control and communications equipment at the re-opened **Lympne Airport**, Kent, is being provided by **International Aeradio, Limited**.

A mobile radio-telephone-equipped office has been put into service by the Automobile Association. Constructed by **British Films, Ltd.**, of Balham, London, on an articulated semi-trailer, it is equipped with **Pye** R/T gear. A feature of the unit is the hydraulic 60-foot telescopic aerial mast built into the rear of the vehicle.

Radio communication equipment and radar navigational aids have been ordered from **Marconi's** by **Shell Tankers, Limited**, for eight tankers now being built. **Marconi's** have also recently provided radio and radar gear for new trawlers for **Fleetwood** and **Grimsbay**.

The sales and order departments of **McMichael Radio, Limited**, are now at **Wexham Road**, Slough, Bucks. (Tel. : Slough 24541).

Taylor Electrical Instruments, Limited, of 419/424, Montrose Avenue, Slough, Bucks, are offering service technicians allowances varying from £2 5s to £10 5s on Taylor instruments (up to about 14 years old and in working order) taken in part exchange for one of their latest models. The reconditioned models will be offered at a very low price to amateurs and students.

Ex-Government anti-aircraft radar mounted on trailers (Type AA3, Mark II) have been reconditioned by **Winston Electronics, Limited**, of Shepperton, Middx, for Government meteorological work, especially in the tropics. The reconditioning includes the substitution of a spark-gap modulator for the thyratron system.

E.A.P. (Tape Recorders), Limited, have moved from 546, Kingsland Road, London, E.8, to larger factory premises at 9, Field Place, St. John Street, London, E.C.1 (Tel.: Terminus 9627).

OVERSEAS TRADE


Canada.—A million-dollar contract for the construction of a mobile flight and tactical simulator to familiarize aircrews of the Royal Canadian Navy with the **Grumman S2F** anti-submarine aircraft, has been placed with **Redifon, Limited**. It combines facilities for flight familiarization with training in the use of radar and tactical anti-submarine equipment.

Component Exports.—According to figures issued by the Radio and Electronic Component Manufacturers' Federation, one-half of the present output of component manufacturers in this country, who now turn out about four million parts each working day, is exported either direct or assembled in equipment.

Thirty-one manufacturers of components and accessories participated in the joint exhibit organized by the R.E.C.M.F. at the **British Exhibition in Copenhagen**, which closed on October 16th after an 18-day run. In addition to the combined component display (the stands for which occupied a floor space of 1,300 square feet) **Ekco** and **Mullard** had individual stands. So far this year, exports of components to Denmark are well below the figure for last year, when the record total of £205,000 worth was imported from this country.

A mobile demonstration unit has been brought into service by the **Automatic Coil Winder & Electrical Equipment Co., Ltd.**, for the display and demonstration of test and measuring equipment. It is now on a **Continental Tour** covering Belgium, Holland, Germany, Denmark and possibly Sweden.

RADAR SCANNERS, d.f. loop and a mast carrying a variety of transmitting and receiving aerials are mounted on the flat roof of the new **Marconi House**, Melbourn Street, Newcastle-on-Tyne. The depot has a test and repair shop, battery charging room, stores department and offices. In the building are also the Newcastle offices of **Marconi Instruments** and the **English Electric Company**.



The Ratio Detector

How It Works

By K. R. STURLEY,* Ph.D., B.Sc., M.I.E.E.

THE frequency modulation receiver must perform two functions additional to those required of its amplitude modulation counterpart. These two functions are:

1. The suppression of any amplitude modulation of the f.m. carrier due to noise, interference or variation of response over the receiver passband and
2. The conversion of the frequency deviation of the carrier to an amplitude variation directly proportional to the frequency deviation.

There are many methods of suppressing amplitude modulation: diodes so biased that their loading effect

on the circuit varies with the applied signal: a saturated amplifier having an amplification factor inversely proportional to the amplitude of the input signal: waveform slicers that square the waveshape. The most satisfactory type of amplitude limiter is the saturated amplifier, whose output is constant and independent of the input after a certain value of input has been exceeded. Its main disadvantage is that it introduces attenuation because its output is generally less than its input and it adds to the cost of the receiver.

The great value of the ratio detector is that it combines the role of amplitude limiter with that of

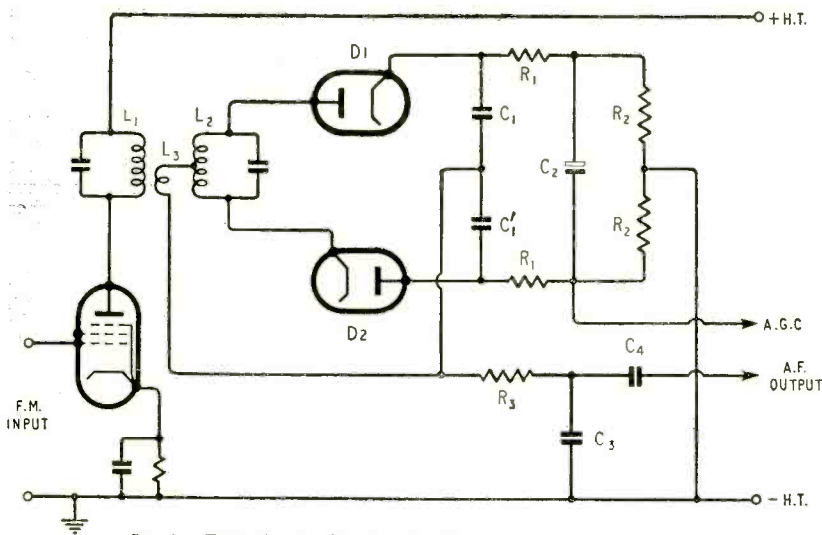
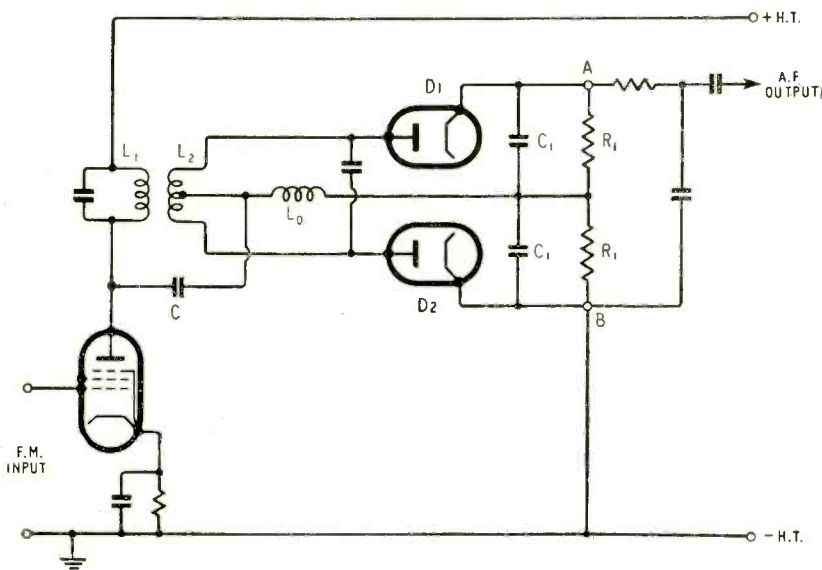


Fig. 1. Typical ratio detector circuit.

Below: Fig. 2. The phase discriminator.



frequency-to-amplitude converter, and at the same time gives appreciable gain. At its best it is not as good as the saturated amplifier followed by a frequency-to-amplitude converter, but a previous article¹ has given the difference in signal-to-noise ratio as only 2dB. Seeley and Avins, who were the inventors of the ratio detector, describe how it works and indicate the salient design points, but their article² is not easy to follow. There have been some attempts since to suggest a simple explanation of its operation but none that the author has seen have been at all convincing and some have left "confusion worse confounded." This article hopes to remedy the position, so let us start with a statement of what the ratio detector is.

The ratio detector is a modified form of the phase discriminator with the diodes performing the dual role of detection and variable damping. It functions in the same way as the phase discriminator to convert the frequency-modulated input to a combined frequency- and amplitude-modulated signal. Its diodes are so arranged that they provide variable damping to any undesired amplitude modulation already present at the input, reducing overall gain when the signal amplitude tends to increase and increasing it when signal amplitude falls.

There are many possible variants of the ratio detector, but a common form is shown in Fig. 1. As with the phase

* Engineering Training Department, B.B.C.

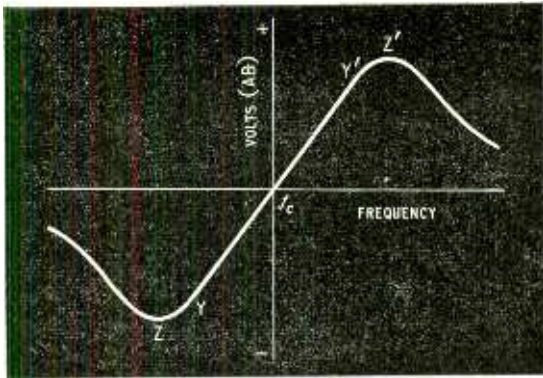


Fig. 3. Output voltage/frequency curve for phase discriminator.

discriminator each diode obtains its driving voltage from the primary (common to both diodes) and from a half secondary. In this case the primary voltage is derived via a tightly coupled tertiary winding L_3 giving a voltage step-down of about 0.6. The reason for this is that otherwise diode damping is too great on the primary. The diodes are not connected back-to-back as in the phase discriminator but are in series, with the cathode of one joined through a resistance-capacitance load to the anode of the other.

First let us discuss the action of the diodes in detecting the amplitude change of the f.m. signal. We can best approach an explanation via the normal phase discriminator shown in Fig. 2. The secondary of the coupled circuits is centre-tapped, and half its voltage in series with the primary is applied to a diode D1 and the other half also in series with the primary is applied to a second diode D2. The primary voltage is developed via capacitor C across the r.f. choke L_0 between the centre tap of the secondary and the centre point of the diode load resistors. The outputs of the two diodes are connected in phase opposition, and an overall output voltage/frequency curve similar to that of Fig. 3, is obtained when the primary and secondary are tuned to the carrier unmodulated frequency. By correct choice of coupling and damping of the circuits, a linear conversion from frequency to amplitude change is obtained between the two limits YY' . The reason for the S shaped curve of Fig. 3 is best explained by reference to the vector diagram of Fig. 4. The primary voltage vector is V_1 and the two half-secondary voltage vectors $\pm \frac{1}{2}V_2$ are shown in phase opposition because of the centre tap. At resonance the primary and secondary vectors are at right angles, but for other frequencies greater or less than resonance the two secondary vectors are tilted to positions such as, for example, $\pm \frac{1}{2}V_2'$ and $\pm \frac{1}{2}V_2''$ respectively. The amplitudes of the secondary vectors decrease as the off-tune frequency increases, and their loci are the circles shown. The primary voltage vector does not appreciably change its length until the off-tune frequency is large. Assuming V_1 remains constant, we see that the voltage V_{D1} and V_{D2} applied to the diodes have maximum values when the secondary vectors are at approximately 45° . This explains the turn-over points Z and Z'.

Let us now take the simplified phase discriminator circuit of Fig. 5(a), and see what happens to the detected voltages across the diode load resistors R_1 . When the carrier frequency is unmodulated and the

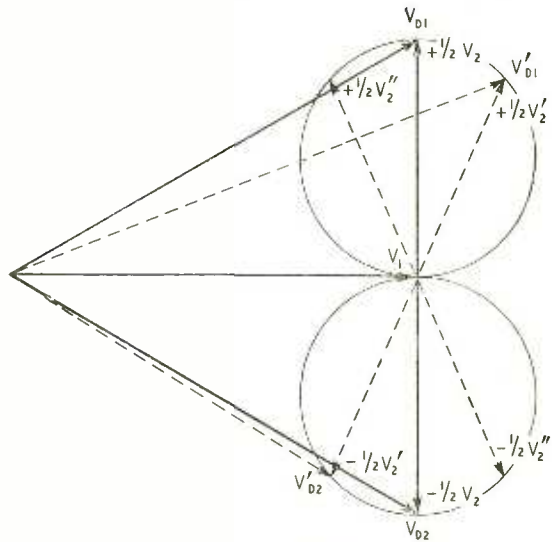
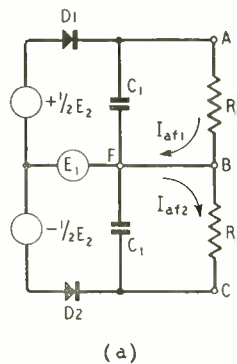
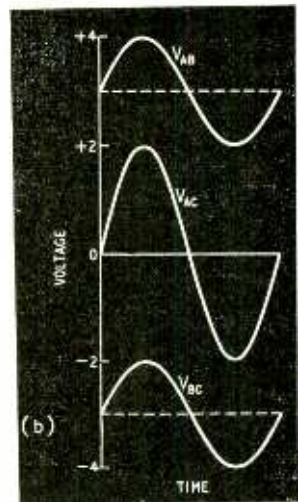


Fig. 4. Vector diagram of phase discriminator.



(a)

Fig. 5. (a) Simplified phase discriminator circuit. (b) Voltages in different parts of the circuit.



phase discriminator is correctly aligned, the magnitude of the r.f. voltage applied to D1 is the same as that applied to D2, so that the d.c. voltage across AB is equal and opposite to that across BC, giving zero voltage across AC. For example, V_{AB} might be +3 volts and V_{BC} -3 volts. If the carrier frequency is increased to $(f_c + f_d)$, V_{AB} might rise to +4 volts and V_{BC} fall to -2 volts, giving a total change of 2 volts across AC. A sinusoidally frequency deviated carrier would produce the waveforms shown in Fig. 5(b). Though the d.c. voltages across AB and BC are of opposite polarity, the audio-frequency changes across these points are of the same sign and add to each other to give

$$\Delta V_{AB} = \Delta V_{BC}$$

$$\text{and } \Delta V_{AC} = \Delta V_{AB} + \Delta V_{BC} = 2\Delta V_{AB}$$

The audio-frequency voltages across AB and BC will cause a.f. currents I_{af1} and I_{af2} to circulate in ABF and CBF as shown in Fig. 5(a). These two currents are equal and opposite in the centre limb and cancel each other. As far as the audio frequencies are concerned there is no voltage across FB and we could remove the link FB were it not that it provides the

d.c. return path for each diode through the primary generator E_1 . The d.c. current from D1 cannot pass through D2 because D2 cannot conduct in the opposite direction. A point worth noting is that when the carrier is at f_c , and the phase discriminator is correctly aligned, there is no output if the carrier is amplitude modulated. We can easily see that this must be so because increase of V_{AB} to +4 and V_{BC} to -4 still gives $V_{AC} = 0$. If the carrier is not at f_c or the phase discriminator is not correctly aligned to f_c , amplitude modulation is not suppressed. Thus if the carrier is at $(f_c + f_a)$, $V_{AB} = +4$ and $V_{BC} = -2$ giving $V_{AC} = 2$; amplitude modulation increasing the carrier amplitude by 50% takes V_{AB} to +6 and V_{BC} to -3 giving $V_{AC} = 3$. That is why we find that when an f.m. receiver is tuned in, background noise, which is mainly amplitude modulation, is a minimum when the receiver is correctly tuned to the incoming carrier. It is one way in which one can ensure that tuning of an f.m. receiver is correct.

Let us now turn, to the ratio detector, whose simplified circuit is as shown in Fig. 6(a). Diode D2 has been reversed and the link FB removed. Removal of this link does not open-circuit the d.c. return path because D2 can now take the current from D1. Reversal of D2 has had another effect, for the d.c. voltage across AB must have the same polarity as that across BC, so that if $R_1 = R'_1$ and the r.f. voltages applied to the diodes are the same as for the phase discriminator.

$V_{AB} = V_{BC} = 3$ volts.
and $V_{AC} = V_{AB} + V_{BC} = 2V_{AB} = 6$ volts
Since the two capacitances C_1 and C'_1 are equal they will also be charged to 3 volts each, and the voltage across FB will be zero.

Let us imagine that the carrier frequency increases to $(f_c + f_a)$. The r.f. voltage applied to C_1 increases to produce a d.c. voltage after detection of 4 volts whilst that across C'_1 decreases to 2 volts. The total voltage across A and C is unchanged at 6 volts, i.e., no a.f. voltage is developed across AC when the carrier is frequency-modulated. It is this fact which makes possible the use of the diodes for variable damping as well as detection. We could connect a large capacitor across the points AC without disturbing the detection of f.m. waves though we will appreciably affect the detection of amplitude modulation initially present on the f.m. wave. We shall see later that this is just what is required to give variable damping.

Since the voltage across AC remains at +6 volts, it follows that the voltage across BC is also constant at +3 volts. Now the voltage across FB is

$$V_{FB} = V_{FC} - V_{BC} = 2 - 3 = -1 \text{ volt.}$$

Conversely when the carrier frequency falls to $(f_c - f_a)$ the voltage of F rises to +1 volt above B. Thus when f_a is varying sinusoidally we have an a.f. voltage across FB and if we earth B we can take off an a.f. voltage from F through a suitable CR network to the a.f. amplifier valve. The a.f. coupling capacitance is necessary, for we must not disrupt the d.c. path by offering an alternative through E_3 .

Provided the ratio detector is correctly aligned and balanced about B we find that like the phase discriminator it suppresses all amplitude modulation when the carrier is at f_c . For example increase of carrier amplitude merely increases the voltages FC and BC together and their sum is always zero: the $C_1 R_1 C'_1 R'_1$ is a balanced bridge circuit at f_c . At any other frequency the amplitude modulation is not suppressed. Failure to suppress amplitude modulation at f_c

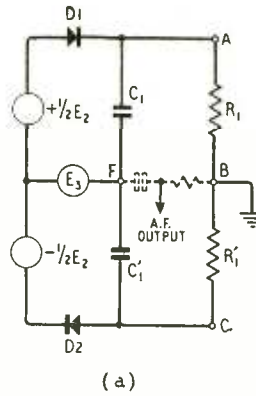


Fig. 6. (a) Simplified circuit of the ratio detector. (b) Voltages across different parts of the circuit.

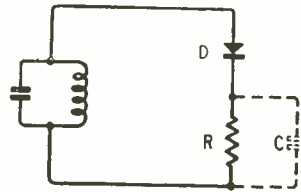


Fig. 7. Tuned circuit shunted by a resistance load.

can occur due to out-of-balance. Thus if $R'_1 = 0.9R_1$, amplitude modulation suppression occurs at some carrier frequency $f_c + \Delta f$ giving a division of voltage across C_1 and C'_1 of 1 to 0.9.

The waveforms of the various voltages in the circuit when the carrier is frequency-modulated are shown in Fig. 6(b). A significant difference between the ratio detector and phase discriminator is that the a.f. output voltage, V_{FB} , is only half that, V_{AC} , available from the phase discriminator, i.e., there is a 6dB loss from the ratio detector connection. If this were all that resulted, the ratio detector would certainly not be popular. This disadvantage can, however, be offset because the series connection of the diodes and the fact that there is no a.c. voltage across the points AC allow the diodes to be used as a variable damping resistance without impairing their detection characteristics.

Before dealing with the changes necessary to allow the diodes to function in this manner, let us see what happens when a diode is shunted across an r.f. tuned circuit. In Fig. 7 a diode is shown in series with a resistance R across a tuned circuit. If the diode is a perfect unidirectional device of resistance R_d and there is no capacitance across R, not even strays, the diode conducts on each positive half wave and during this time reflects a resistance $R_d + R$ across the tuned circuit. Since this operates half the time it will be equivalent to $2(R_d + R)$ for the whole cycle. When R is shunted by a capacitance C and the time constant CR is much greater than $1/f_c$ but much less than $1/f_a(\max)$, where $f_a(\max)$ is the maximum audio frequency, two things happen to the r.f. current taken by the diode:—

- (1) it will increase many times in value, and
- (2) the time during which it lasts will be appreciably reduced.

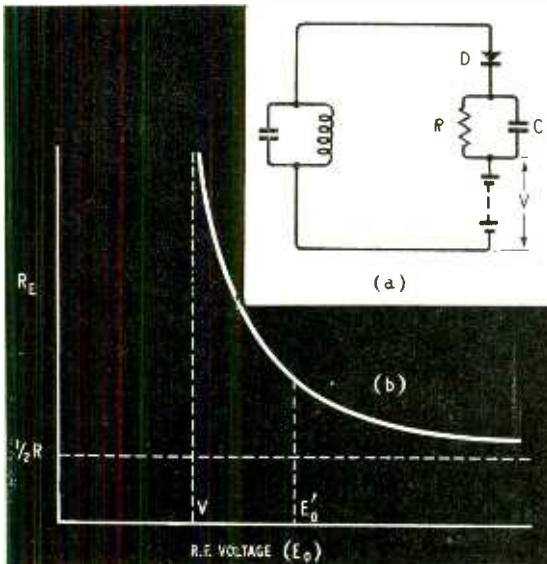
The r.f. current increases because the capacitance

short-circuits R and its value is only limited by the voltage applied, the diode resistance R_d and the internal resistance of the r.f. voltage source. The time during which current occurs is reduced because the CR combination acts as a self-bias circuit preventing diode conduction until this self-bias voltage is exceeded. Current amplitude is increased to a greater extent than duration is shortened, so that the energy taken from the tuned circuit is greater. The result is that the diode presents a resistance R_E of about $\frac{1}{2}R$ to the tuned circuit.

With both types of circuit there is practically no change of resistance reflected from the diode with change of r.f. voltage amplitude, and this method of damping is of no use to us. Let us now take a diode with a CR circuit and apply a fixed bias voltage V of polarity to stop conduction (Fig. 8(a)). Until the r.f. voltage initially exceeds V no current flows and there is no resistance across the tuned circuit from the diode. When the r.f. voltage greatly exceeds V the action of the diode is almost independent of V and determined only by its CR circuit: it then reflects a resistance of $\frac{1}{2}R$ across the tuned circuit. At intermediate voltages the resistance is greater, so that if we plot a curve of equivalent resistance R_E from the diode against r.f. voltage we should get a relationship like that of Fig. 8(b). This does show the kind of variable damping characteristic we require, for resistance decreases as amplitude increases. If we operate with the tuned circuit in the anode of a pentode at an r.f. voltage of E_0' (Fig. 8(b)), any change of E_0 would produce a change of R_E and vary the gain of the pentode in a direction opposite to the input amplitude change causing it. As an example let us assume the following conditions

Tuned circuit dynamic impedance, $\frac{L}{CR} = 0.5M\Omega$
 g_m of valve = $5mA/V$
 Equivalent resistance of diode at $E_0 = 9.8V$,
 $R_E = 40,000\Omega$; $E_0 = 10V$, $R_E = 20,000\Omega$; $E_0 = 10.2V$, $R_E = 13,000\Omega$.

Fig. 8. (a) Tuned circuit shunted by a biased diode with RC load. (b) Resistance (R_E) reflected from diode, plotted against r.f. voltage.



The anode load of the pentode consists of R_E in parallel with $0.5M\Omega$, and the latter is large enough to be neglected. The gain of the valve at the different values of E_0 will be $g_m R_E$, viz.,

E_0	Gain	Input Voltage
9.8	200	0.046
10.0	100	0.1
10.2	65	0.154

We see that, with the value we have chosen, an input voltage change equivalent to 50% amplitude modulation has been reduced to a 2% amplitude modulation of the output voltage. A still greater reduction of amplitude modulation could be obtained by a greater change of R_E .

If a diode is to be used in a receiver as variable damping the fixed bias voltage can easily be obtained from the h.t. supply, but the effectiveness of the damping will be confined to a comparatively small range of output voltages about E_0' . Such a scheme would not be satisfactory in a receiver which was designed to accept either weak or strong signals and which had no additional limiting action before the diode damper. The ideal arrangement would be to have the bias voltage variable to suit the output voltage, decreasing bias when the output voltage is less than E_0' (Fig. 8(b)) and increasing bias when the output voltage is greater. This would allow us always to operate on the part of the $R_E - E_0$ curve giving the best amplitude suppression. This can be achieved by letting the diode provide its own self-bias, using an RC combination whose time constant is much longer than the reciprocal of the lowest amplitude modulation frequency likely to be encountered, i.e., about 0.1 sec corresponding to a frequency of 10 c/s. The circuit would be as shown in Fig. 9. C_1 and R_1 would be

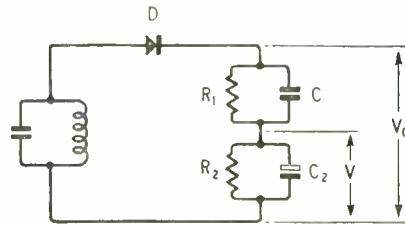


Fig. 9. Variable damping diode.

about $300pF$ and 1000Ω and C_2 and R_2 $25\mu F$ (electrolytic) and $10,000\Omega$. Minimum damping resistance would be $\frac{1}{2}R_1$ to any amplitude modulation change and we should have variable damping similar to that shown by the curve in Fig. 8(b). The operating output voltage E_0' will have a definite relationship to the bias voltage

$$V \text{ and will be approximately } \frac{V_0}{0.9} = \frac{R_1 + R_2}{0.9R_2} V;$$

the 0.9 is included to allow for a diode detection efficiency (ratio of d.c. voltage to peak applied voltage) of 90%. If R_1 is made zero the output voltage operating point is almost coincident with V , the $R_E - E_0$ curve is very steep falling to almost zero damping resistance, and the diode suppresses (or considerably reduces) any positive amplitude change. For any negative amplitude change there is no damping from the diode because the bias V holds it non-conducting. Seeley and Avins refer to this condition as fully stabilized because all the detected d.c. voltage is used as

the bias voltage V . It is obviously an undesirable condition in which to work and the more normal method is to operate with about 80% of the detected d.c. voltage stabilized, i.e., used as the bias. With this degree of stabilisation, the variable damping detector should appreciably reduce input voltage amplitude modulation of as much as 90% in either positive or negative direction. Naturally the amount of suppression in the negative direction will be determined by the undamped Q of the secondary and also the primary coil, since maximum gain cannot exceed the undamped gain. Q_2 and Q_1 should therefore be as high as possible.

So far we have discussed the effect of diode damping to any change of carrier amplitude, but it is also essential to know what the damping will be to a constant carrier amplitude because this will determine the gain of the stage to a frequency-modulated signal. The equivalent resistance reflected into the tuned circuit from the diode in Fig. 9 at a constant carrier amplitude is determined not by R_1 alone but by the sum of $R_1 + R_2$, and it will in fact be nearly $\frac{1}{2}(R_1 + R_2)$. This is very important because it means that the gain of the stage to a frequency-modulated constant-amplitude signal can be reasonably large and the heavy damping is only effective on carrier amplitude changes. We are in fact making use of a low ratio of a.c./d.c. load in the diode circuit: only the d.c. load affects the carrier amplification whereas the a.c. load damps any changes in carrier amplitude.

Having explained the principle of variable damping by diodes let us now see how it is applied in the ratio detector to provide amplitude limiting. Let us imagine that we have a centre-tapped tuned circuit across which we wish to have variable damping. Clearly

we could place across one half of the circuit the variable biased diode as shown in Fig. 10(a). The r.f. bypass capacitance C_1 is shown connected direct to earth instead of to the junction of R_1 and R_2 , as in Fig. 9. This has no effect on the operation of the circuit, but it does ensure that the r.f. performance is not influenced by possible inductance in the C_2 leads. Since the centre-tapped circuit is balanced it is preferable to have a balanced damping circuit and this can be realized by using two diodes connected in series across the whole tuned circuit with their common load resistance centre-tapped to earth, as in Fig. 10(b). It is only one step from Fig. 10(b) to the ratio detector of Fig. 1. The link from the centre of the coil to the junction of capacitors C_1 is replaced by the tertiary coil. We have already shown that frequency modulation of the carrier produces an a.f. signal across the two capacitances C_1 in Fig. 10(b) and that the resistance arm $(2(R_1 + R_2))$ carries only a d.c. current and no audio frequency. It is therefore possible to connect a large capacitor across a whole or part of the resistance without affecting the performance of the circuit as a detector of frequency modulation.

We have seen above that the large capacitance must not be used across the whole of the resistance load, otherwise no suppression of negative amplitude modulation occurs. Even if the negative modulation problem did not exist we could not use a large capacitance across all the resistance because if there were a quick reduction in amplitude of the f.m. carrier the bias could not fall fast enough and the diodes would be cut off. We should then have either no audio-frequency output from the f.m. carrier or else a very distorted output.

Suitable values for the components in Fig. 1 are $C_1 = 330\text{pF}$; $C_2 = 16$ to $25\mu\text{F}$ (electrolytic), $R_1 = 1000\Omega$, $R_2 = 6800\Omega$. R_3 and C_3 are selected to give the required de-emphasis of the audio frequencies, possible values are $50,000\Omega$ and 1000pF and C_4 ($0.01\mu\text{F}$) is the audio-frequency coupling capacitance. With the component values quoted above the damping resistance effective at constant carrier amplitude will be approximately $(R_1 + R_2) = 7800\Omega$ across the complete secondary and $\frac{1}{2}(R_1 + R_2) = 1950\Omega$ across the tertiary winding. The reason for the lower damping resistance across the tertiary is that the r.f. currents from each diode traverse the tertiary coil. Since the tertiary winding has a step-down of about 0.6, the resistance reflected across the primary will be $1/(0.6)^2$ of that across the tertiary, i.e., it will be about the same as that across the secondary. This explains why a tertiary is essential in order to reduce the damping on the primary and so increase overall gain to the f.m. signal. Any amplitude modulation of the f.m. carrier will see an effective variable resistance whose minimum value is $R_1 = 1000\Omega$ across the secondary and 250Ω across the tertiary.

Many factors contribute to optimum amplitude limiting and not least the design of the coupled circuits, the undamped Q of which (particularly the secondary) should be as high as possible if effective suppression of negative amplitude modulation is to be achieved. A suitable design has already been given in this journal³. It is important, too, to operate the circuit in the balanced condition at the unmodulated carrier frequency, f_c . This is achieved by adjustment of one of the R_1 resistances until a.f. output is a minimum when an amplitude-modulated input carrier of frequency f_c is applied. The resistances R_2 should have tolerances of $\pm 1\%$. Amplitude suppression is, of

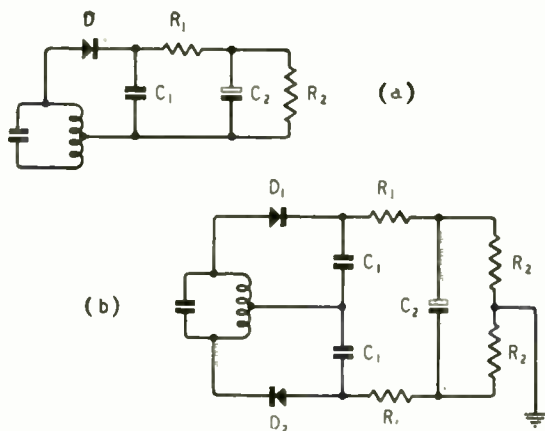


Fig. 10. (a) Variable damping diode across a centre-tapped circuit and (b) in a balanced circuit.

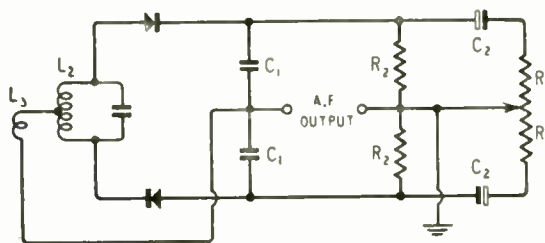


Fig. 11. Alternative ratio detector connection.

course, obtained from diode damping when the circuit is not balanced, but the suppression will be less effective when the carrier deviation, f_a , is positive than when it is negative, or *vice versa*.

Since the ratio detector offers a fixed damping resistance to any steady value of carrier amplitude it will be clear that a "semi-permanent" change in carrier amplitude must produce a corresponding change of audio-frequency output from the frequency-modulated carrier. Hence tuning from a strong to a weak incoming signal will cause the a.f. output to fall. With the saturated amplifier limiter there is no change in a.f. volume and we have perfect automatic gain control (a.g.c.) characteristics.

This disadvantage of the ratio detector can be partially overcome by using the d.c. voltage developed by the ratio detector diodes to provide an a.g.c. voltage to bias preceding i.f. amplifier stages. The point from which a.g.c. could be obtained is indicated

in Fig. 1. An alternative ratio detector circuit is shown in Fig. 11: the main difference between it and Fig. 1 is that the resistances R_1 are placed in series with C_2 which is split into two capacitors to maintain circuit balance. Adjustment of the earth tapping point on R_1 gives fine control of balance.

To sum up, we see that the success of the ratio detector is due to the fact that the resistance load of the diodes carries no audio frequency when the carrier is frequency-modulated. This allows us to use a low ratio of a.c. to d.c. load and by this means suppress amplitude change on the carrier.

REFERENCES

- ¹ Maurice, D. and Slaughter, R. J. H. "F.M. Reception," *Wireless World*, March, 1948, p. 103.
- ² Seeley, S. W. and Avins, J. "The Ratio Detector," *R.C.A. Review*, Vol. 8, June, 1947, p. 201.
- ³ Amos, S. W. and Johnstone, G. G. "Design for an F.M. Tuner." *Wireless World*, May, 1955, p. 216.

LETTERS TO THE EDITOR

The Editor does not necessarily endorse the opinions expressed by his correspondents

Fourier—Fact or Fiction?

IN his article on Fourier analysis in the September *Wireless World*, "Cathode Ray" becomes confused because of careless use of the term "frequency."

He gives a simple and valid definition of frequency; viz., the rate at which identical events occur. It follows that any waveform can have one and only one frequency and it is meaningless to ask whether a waveform having only one frequency is necessarily sine. It is not necessarily anything.

Fourier's theorem states that any periodic function can be made up from a number of sine functions of different frequencies. It is common usage to say that a waveform contains frequencies other than its own, when what is meant is that the waveform can be made up from sine waves of these other frequencies, together with a sine wave of the fundamental frequency. The difficulty arises when "Cathode Ray" uses the word frequency without referring it to any particular waveform.

For instance, in asking what frequencies a sine waveform may contain, we are really asking what sine waves, with their harmonics, are needed to make it up. The answer is obviously the pure fundamental, which is where we came in.

Southampton.

G. F. FOOKS.

"CATHODE RAY" wishes, on p. 456 of the September issue, that some mathematician would chip in with a neat proof to support his arguments; but unfortunately the theorem he was hoping for is false. I have sent for his criticism what I think is a fairly neat proof that any waveform (within reason) together with the same one moved $\frac{1}{4}$ the way along the wavelength (the same relationship as the sine to the cosine) can be used at frequencies 1, 2, 3 . . . times that of another given wave function, to analyse the latter in "components" of the former.

So "Cathode Ray" is right to proceed to look for other features of the sine in order to justify its preference, and I admire the reasons he gives. But he overlooks one important one; namely, that with sines and cosines, the coefficients in the Fourier series (i.e., the amplitudes of the harmonics) are relatively easy to compute; if we had used any other basic waveform they would have been very much more difficult.

Braunstone, Leicester.

J. P. DOUGHERTY.

"Cathode Ray" replies:—

It is hardly surprising that my metaphysical musings

on Fourier in the September issue aroused some comment, not to say protests.

Some correspondents have shown themselves still unable to look at the sine waveform with an open mind. G. F. Fooks scores a definite point, I think, in his criticisms. But even he lapses into sine worship in his last paragraph. My whole point was that, however advantageous it is in practice to regard sine waves as basic, in principle one could choose otherwise.

J. P. Dougherty has supported me in this with a mathematical proof, which looks all right, though I am not mathematician enough to pronounce with authority on its validity. Incidentally, what he seems to have taken for an appeal to establish the sine wave as the only possible basis of a "Fourier" series was intended to be a challenge. His proof that other waveforms could be used relieves me of the fear that someone would successfully accept the challenge, and I am much obliged to him for his mathematical blessing on what might seem my rather presumptuous questioning of the divine right of sines.

With regard to his second point, I thought I had at least implied it in the words (p. 457) "So if electrical engineering (for example) were based on any other waveform, the whole thing would be unbearably complicated and difficult." But it is just as well to have it stated plainly.

I am indebted to J. F. Stray for referring me to Eddington's "Philosophy of Physical Science," Chap. VII, in which Sir Arthur contends that some so-called laws of nature are in fact man-made. He likens these to a "law" a sculptor might propound—that shapeless blocks of marble naturally contain the form of a human head, his evidence being that such a form can be isolated by means of an experimental analysis using a hammer and chisel. What I would like to ask the distinguished author is what view he would take of the matter if the chips were all found to be of identically the same human form, and of sizes that were exact integral sub-multiples of the main head.

"CATHODE RAY."

Neon Tuning Indicator

IN the article by John D. Collinson on page 429 of the September issue it is stated that "With finite values of μ and R_k the anode current changes will not be equal and opposite, but unbalance is immaterial as it reduces to zero at the working point." The second part of the statement is surely incorrect.

The changes in anode current do not matter provided the anode currents passed by each half of the valve at

the working points are equal and that the mean characteristics are equal. In short, the two halves of the circuit must be balanced statically at the working point.

In practice this seems very unlikely, especially as no selection between valves is possible since these will usually be in the same envelope. This is easily confirmed by shorting the input to the indicator and it will be seen that the neons do not glow equally except in exceptional choice of components. This means that the indicator will not indicate zero voltage for equal neon brightness but will indicate a constant error voltage, the error depending on the static unbalance of the circuit.

This difficulty may, of course, be overcome by inserting a small resistance in the cathode lead of one-half of the valve, thus altering the standing current balance and making the neons glow equally for zero input voltage.

The statement that the indicator indicates balance to within ± 3 kc/s thus seems unjustified.

I should add that I am using the modified form of this indicator with a ratio detector and find it gives excellent results,

North Harrow, Middx. A. LIONEL WILLIAMS.

The author of the article writes: I agree that the unbalance only reduces to zero at the working point with perfectly balanced valves. The suggested modification is therefore valuable if it is thought that errors due to normal valve unbalance are serious.

In practice, however, it seems that commercial double triodes balance rather better than Mr. Williams implies. In the circuit given, a 20 per cent unbalance between anode currents requires 75 mV to bring them into balance. With a discriminator output of 100 mV per kc/s deviation this corresponds to a tuning error of ± 750 c/s.

The figure of ± 3 kc/s quoted actually includes the expected valve error together with the human error in estimating the relative brilliance of the neons, the latter error being the greater. JOHN D. COLLINSON.

"Etched Foil Printed Circuits"

H. G. MANFIELD is to be congratulated on the very interesting and informative article in your September issue.

However, neither with nor without the benefit of Crown Copyright does copper liberate hydrogen from nitric acid and it is suggested that the word "gas" be substituted for "hydrogen" in an otherwise outstanding article.

Hornchurch, Essex.

L. D. STUART.

Television Aerial Feeders

"DIALLIST'S" comments on balanced *versus* unbalanced television aerial feeder cables in your August issue conflict with my own experience so I cannot let them pass without some comment.

I have conducted reasonably careful tests using coaxial cable and both screened and unscreened twin cable and I concluded that:

(a) Feeder pick-up was only important when the feeder cable was in a strong interference field remote from the aerial (e.g., a long feeder cable in a building running very close to power supply cabling carrying a considerable level of interference signals, the aerial itself being mounted outside and well above the building).

(b) When there was appreciable feeder pick-up, the type of cable was unimportant but the preciseness of the match to the receiver was all important. A twin feeder connected to an unbalanced input was as bad as a coaxial feeder connected to a balanced input.

As "Diallist" will be aware, to achieve a good balanced input to a receiver is not all that easy. Even careful attention to the design of the input circuit and care in positioning components will rarely produce a balance-to-unbalance ratio at v.h.f. much better than 20 dB. Certainly a turn or so of wire over the grid coil of the first stage with both ends brought out to a second- or third-rate socket cannot possibly give a balanced connection.

I have yet to meet a commercial TV set with a balanced input worthy of that description or with a twin aerial feeder socket really suitable for use at v.h.f. and I suspect that the cost of providing a really good balanced input is likely to make the most enthusiastic manufacturer jib. In these circumstances, since we are both agreed that good matching at the receiver input is essential, it would be better to recommend the set maker to stick to his unbalanced input and the set owner to install coaxial feeder cable.

Cheltenham, Glos.

T. A. LEWIS.

"Back to Methuselah"

I AM not sure what to make of "Free Grid's" reference to W. T. Cocking and myself as "irregular" contributors, coming as it does from such a source. However that may be, his crediting me with a mere 28 years' irregularity jerked me up out of my bathchair to seize reed pen and papyrus. If "Free Grid" will turn up the issue dated August 15th, 1923 (i.e., over 32 years ago), he will see on page 660 my contribution on a voltage raiser for valve transmitters. (Note particularly, *valve* transmitters.)

On the other side of the page he may be interested in the photograph of an up-and-coming youngster, called Captain Eckersley, inspecting the new B.B.C. apparatus (installed in the studio!) for relaying the London programme to transmitters in other parts of the country. I am sure "Free Grid" would find the wiring of this equipment a fit subject for one of his entertaining comments.

Bromley, Kent.


M. G. SCROGGIE.

Magnetic Tape

ALTHOUGH a number of theoretical claims have been made that tape recordings can be stored for extended periods, it would be interesting to know if any reader has stored a tape for five years and finds that its original quality has deteriorated by "print through" or other causes.

Pinner, Middx.

A. H. BEAN.



Driving a diesel farm tractor by radio control is hardly likely to become general practice, but it has been introduced by Ford's as a novel method of demonstrating their Fordson Major. There are six controls covering steering (L & R), clutch, implement lowering and raising, and engine switch. The radio equipment, which was designed by G. Honnest-Redlich, of Radio & Electronic Products, is operated on the tone-modulated carrier system, the carrier being 27.12 Mc/s and the modulating frequencies between 250 and 400 c/s.

Dual-band Television Aerials

I—Alternative Designs for Combined Band I and Band III Reception

By F. W. R. STAFFORD,* M.I.E.E.

BY now everybody concerned with television understands that Band I is the frequency spectrum embracing the five existing B.B.C. television channels and Band III is the v.h.f. spectrum which will ultimately be devoted, exclusively, to television and will be divided into eight channels. In round figures Band I covers from 41-68 Mc/s and Band III from 175-215 Mc/s. This brings one to the first important point, namely, the frequency ratio of Band III to Band I. The lowest value is about 2.6/1 and the highest is about 5.3/1.

Consider a simple vertical half-wave dipole resonant at 45 Mc/s (Fig. 1). For a vertically polarized wave arriving normal to the axis of the dipole (see the arrow) this aerial will develop an open-circuit e.m.f. across its terminals x, y , given by:

$$e_o = \frac{E\lambda}{\pi} \dots \dots \dots (1)$$

where E is the incident field strength in volts/metre and λ is the wavelength of the radiation.

Notice that the vertical directional characteristic as given by the dotted line shows a maximum in the direction of arrival normal to the dipole axis.

In these conditions the dipole is equivalent to a generator possessing an internal resistance of approximately 80 ohms and if terminated by an 80-ohm load, conveniently through a transmission line of characteristic impedance $Z_o=80$ ohms, the voltage across the load will be given by:

$$e_1 = \frac{E\lambda}{2\pi} \dots \dots \dots (2)$$

assuming that the line losses can be neglected.

This is all well known but has to be reintroduced as the basis for considering what happens when one attempts to use the same aerial at frequencies other than the fundamental resonance, and particularly over the Band III spectrum.

Three effects must be taken into consideration because they all act in a way which reduces the e.m.f. at the terminals x, y , and which can never attain the value at half-wave resonance if loaded with 80 ohms. First, the induced e.m.f. becomes a most complicated function of frequency. Second, the impedance as seen at the terminals varies with frequency. It is high (several hundred ohms) when the frequency ratio is about an even integer and falls to about 80 ohms when the ratio is about an odd integer. Third, the vertical directional characteristics split up into a number of lobes and never show a principal maximum in the direction of arrival normal to the axis of the dipole, which is the direction which is used for all practical purposes. A particularly bad case is when the ratio is 4 to 1 in which case the induced e.m.f. is zero at normal incidence (Fig. 2). This would result in minimum signal reception and maximum interference from aircraft (flutter) and ignition interference.

It is beyond the scope of the article to analyse these three effects because it involves laborious mathematics and seems to defy simple explanation. It is one of those problems which is best solved by experiment and measurement. Perhaps one of the reasons why no one has bothered much about it is because it would be bad engineering to attempt to use a resonant dipole at far-removed frequencies, but the television aerial installer should be in a position to know just how Band I aerials behave on Band III, particularly on certain channels. It so happens that the range of Band III/Band I ratios (2.6 to 5.3) provides all the conditions for adverse performance, from gross mismatch to the load impedance, to splitting up of the vertical directional characteristics.

Very careful measurements have been made of the relative gains of Band I aerials over the Band III spectrum and the results are shown in the family of curves of Fig. 3. A resonant dipole on each Band I channel was fed through a balanced 80-ohm transmission line to an 80-ohm load, and thence to an accurately calibrated measuring receiver. Spot measurements were taken at each of the eight channels on Band III, (a) with the Band I aerial under consideration, and (b) with an optimized resonant half-wave dipole on the Band III channel under consideration. The ratio of these two amplitudes expressed in dB

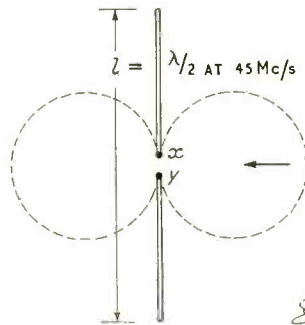


Fig. 1. Simple half-wave dipole showing the vertical directivity at 45 Mc/s.




Fig. 2. Vertical directivity of 45-Mc/s dipole at 180 Mc/s.



*Belling and Lee Ltd.

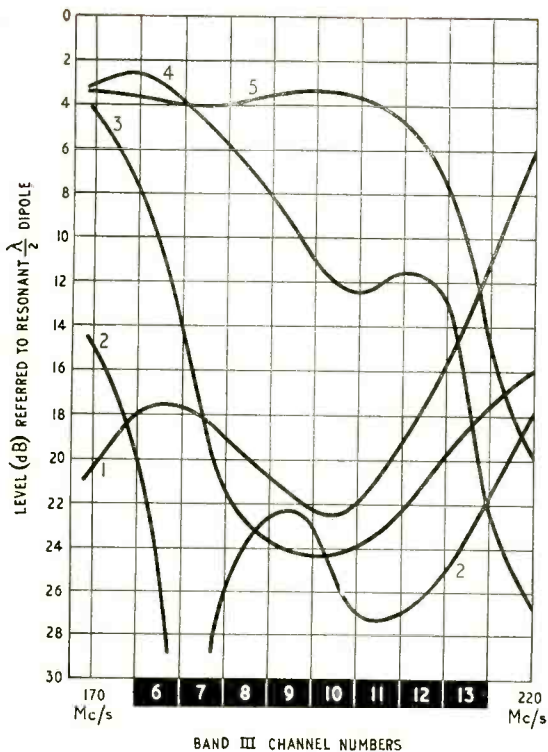


Fig. 3. Response of Band I dipoles (Channels 1-5) over Band III.

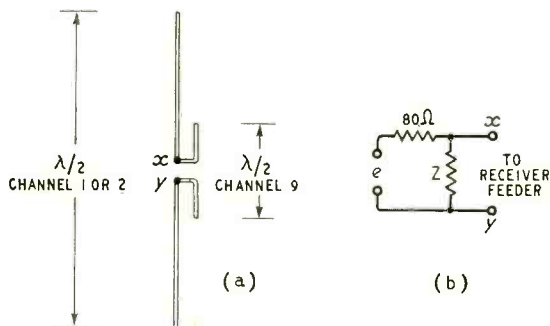


Fig. 4. Channel 1 or 2 dipole adapted to provide Channel 9 reception at moderate efficiency.

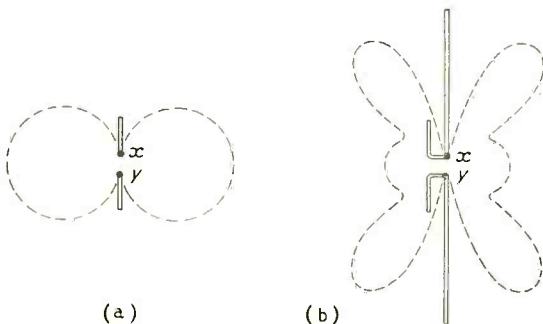


Fig. 5. Showing how the Band III vertical directivity is affected by the Band I elements.

gives the loss one incurs by attempting to use the Band I aerial on Band III.

Apart from this loss, which is particularly high for dipoles designed for Channels 1 and 2, the vertical directional characteristics take the form of lobes directed upwards and downwards thereby increasing the susceptibility of the installation to aircraft flutter in respect of the upward lobes, and ignition interference for the downward lobes (Fig. 2).

The performance of Band I multi-element aerials follows the same pattern over Band III as the simple dipole, because the various parasitic elements are so hopelessly out of resonance that their contributions can be ignored. It would take a great deal of work to check all the possible arrangements, but a few odd measurements support this view.

At the present time we are concerned with the dual reception of Channels 1 and 9 in London, 2 and 9 in Lancashire and 4 and 8 in the Midlands.

It will be seen from Fig. 3 that dipoles for Channels 1, 2 and 3 are extremely inefficient in the middle of Band III where the only television allocations to date exist. Not one of the five dipoles can be said to be moderately efficient over the whole of Band III, but a Channel 4 dipole is reasonably responsive on Channel 8. This observation will be dealt with later.

Notwithstanding the poor performance of Band I aerials on Band III, particularly Channels 1 and 2, there are so many of them that serious consideration has to be given to ways of improving their performance on Band III without introducing any serious loss on Band I. The attachment of additional elements of appropriate dimensions can effect considerable improvement, but, according to the author's tests, cannot bring the aerial up to the performance of a simple half-wave dipole designed for the particular Band III channel which it is desired to receive. At best the Band III performance is about 3 dB below that of an optimized dipole, that is, with the longer elements wholly removed (Fig. 4(a)).

This method of adaptation is thus quite useful in areas of high Band-III field strengths, but is only usefully confined to Channel 1 (London) and Channel 2 (Holme Moss) dipoles. Both of these exhibit a high impedance at the terminals x, y , on the I.T.A. Channel 9, since the frequency ratio is about an even integer (4/1). Thus we may consider the equivalent circuit on Band III to be a generator with an internal resistance of 80 ohms whose output terminals x, y , (Fig. 4(b)) are shunted by an impedance (Z) of several hundred ohms. In view of the high shunt value of Z why should the performance be measurably inferior to a simple Band III dipole? The answer is, simply, that the vertical directional characteristics are modified because the Band I elements are contributing adversely with their upward and downward lobes. This is best seen by using the dipole as a radiator and transmitting energy from it. For a given energy applied to the terminals x, y , most of it is radiated in all directions at right angles to the axis of the dipole on Band III if the Band I elements are removed. On replacing these elements some of this energy is used for radiating upward and downward lobes which serve no useful purpose and must reduce the energy radiated in the desired direction. By the principles of reciprocity the directional characteristics of a given aerial are identical for transmission or reception which proves the point. Fig. 5 may assist the reader in following this explanation.

A better method of converting Channel 1 and 2

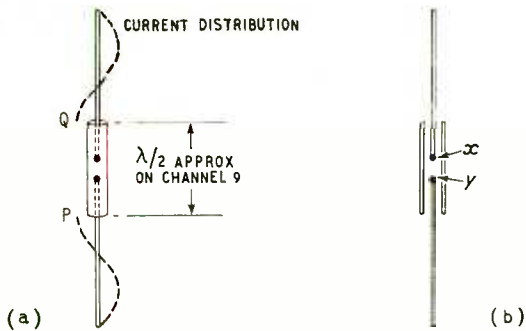


Fig. 6. Co-phased Channel 1-2, 9 conversion.

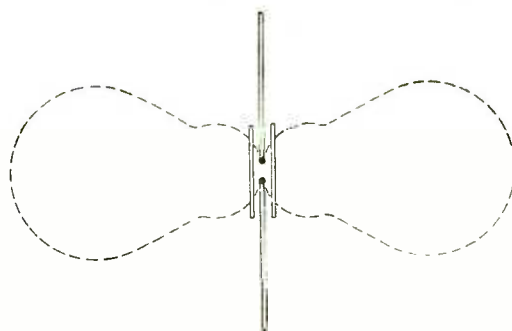


Fig. 7. Vertical directivity of co-phased conversion.

aerials to Channel 9 will now be described.† The Band I dipole is surrounded by a metal sleeve of approximately two inches diameter, symmetrically disposed about the junction (Fig. 6(a)) and is approximately half a wavelength from tip to tip on Channel 9. In practice the cylinder may be dispensed with and replaced by at least two metal rods suitably spaced off with insulators, although one rod does work fairly well. In this arrangement the sleeve (or rods) act as a continuation of the low-impedance coaxial transmission line normally connected to x, y so that at points Q and P, where the current is maximum and the impedance therefore low, there is a reasonably good impedance match. Of course, the current is maximum

at Q and P because they are approximately $\frac{3\lambda}{4}$ from

the outermost tips on Channel 9, always remembering that we are discussing Channels 1 and 2 dipoles, where the frequency ratio is of the order of four to one. Moreover, the upper and lower elements are fed in phase so that this co-phased conversion should be almost as efficient as *two* resonant Channel 9 dipoles placed one above the other and co-phased. Then the increased gain would be 3 dB. The measured gain of this co-phased conversion is about 2 dB above a simple resonant dipole. A further very good property is seen in Fig. 7 which shows that the vertical directivity is concentrated along the normal direction of arrival of the signal, thereby reducing aircraft flutter and ignition interference to a greater degree than that possible by the former adaptation of Fig. 5.

So far the adaptations described do not confer any horizontal directivity on either aerial. Of course, the Band I aerial can have its usual parasitic reflector and/or directors added to give it horizontal directivity but the Band III performance will still be that of an omni-directional dipole.

Observations on the transmission of the experimental station G9AED (Channel 9) were conducted in a mobile research unit in which the vision signal (test card) could be compared on (a) a simple omni-directional dipole and (b) a three-element directional array. In many instances serious "ghosts," due to delayed reflections, were noticeable when the dipole was in use, but in most cases they were eliminated by changing over to the three-element array. "Ghosts" were certainly far more prevalent on Band III than on Band I as was predicted in an earlier article by the author¹. Objects such as churches, large blocks of flats, and electricity cable pylons were often respon-

†Patents pending.

¹ F. R. W. Strafford, "Band III Television Aerials." *Wireless World*, April 1954.

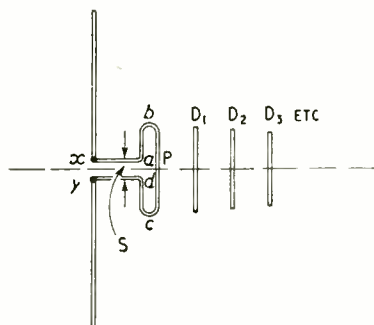


Fig. 8. An adapted Channel 1-2, 9 aerial providing gain and horizontal directivity on Channel 9.

sible, while cooling towers and gasholders were outstandingly bad, and so were sharply rising hills, if they were sited behind the receiving installation. Thus while an adapted Band I dipole may not give rise to "ghosts" on that band there may be serious "ghosts" on Band III.

The next step is to design an adaptor which can provide horizontal directivity on Band III, and a neat way of achieving this for Channel 1 and 2 adaptations will now be described with reference to Fig. 8†.

As usual the feeder to the receiver is connected to the Band I dipole terminals x, y , and the folded dipole is correctly dimensional for the Band III channel required, i.e. the distance bc approximates to one half wavelength. Consider the conducting loop $x a b c d y$; this may be regarded as a section of transmission line short-circuited at the point P. From normal transmission line theory a short-circuited

line of length $\frac{n\lambda}{4}$ where n is odd, behaves as a high impedance at its input terminals (in this case x, y). Therefore, by making the length $x a b P$ such that this condition obtains on Band I a high impedance is shunted across x, y which will absorb negligible energy, since it is in parallel with about 80 ohms, i.e. the radiation resistance of the Band I dipole, and will therefore not adversely affect its performance.

On Band III the Band I element presents a high impedance at the terminals x, y but the folded dipole which has a terminal impedance at a, d of about 300 ohms on Band III, is transformed down to 80 ohms at the junction x, y by the parallel conductors x, a and y, d by the familiar stub technique. The spacing, S , is chosen to satisfy the characteristic

impedance required for the parallel section to achieve the desired transformation from 300 to 80 ohms.

This system may now be made directional by the addition of one or more directors D_1, D_2 , etc. The same result could be achieved by connecting the folded dipole terminals a, d to the plain dipole terminals x, y by means of a diplexer, which is a combined high-pass low-pass filter with inter-band cut-off frequencies,

but the use of a diplexer is confined mainly to other aspects of installations and will be discussed later. In this particular application, however, it is a more expensive way of achieving the same result.

As in the case of the simple adaptations of Figs. 5 and 6 the method can be extended to Band I dipoles possessing a reflector and/or directors.

(To be concluded)

New Vision A.G.C. System

Advantages Obtained from an Improved Method of Gating

By S. E. GENT,* B.Sc. (Eng.), Grad.I.E.E., and D. J. S. WESTWOOD,* B.Sc. (Eng.)

WHATEVER the argument for using vision a.g.c. in the past, there is little doubt that, with the advent of Band-III television and the introduction of more than one programme, an efficient system of this kind is now a highly desirable, if not essential, part of all except the very cheapest of receivers.

The main reason for this requirement is the certainty that in most districts the Band-I and Band-III signals supplied to the receiver will be of different strengths, and it will not be desirable for the viewer to have to readjust the gain control of the receiver when switching from one programme to the other. One might argue that this could be overcome by pre-set gain controls in the receiver, one for each channel, which could be adjusted by the service technician and then left. But even if this is accepted for two or even three channels it must be remembered that there will one day be more channels in use, and the prospect of thirteen pre-set gain controls is a little staggering, to say the least! It is to be expected that variations in signal strength on Band III may be more serious than on Band I, and this may be used as a further argument in favour of a.g.c.

The majority of current a.g.c. systems will not deal efficiently with aircraft flutter unless the flutter frequency is very low, but it is claimed that the new system described in this article can be better in this respect than previous systems.

Obviously, in order to deal adequately with com-

paratively fast changes of signal strength, such as are caused by aircraft flutter, the time constant in the a.g.c. smoothing circuit must be short, and the a.g.c. voltage must be derived entirely from the vision signal and must be independent of the picture information and the sound signal.

Also, in order to cater for all likely ratios of Band-I to Band-III signals, the a.g.c. should have a large range of control over the gain of the receiver, say 60dB, and there should be no necessity for a pre-set sensitivity control. With a large control ratio such as this, care must be taken to delay the control on the r.f. stages relative to that on the i.f. stages, and then to proportion it correctly, if a good signal-to-noise ratio is to be maintained over the whole control range of the system. This necessitates a larger a.g.c. voltage than if no delay were used.

Moreover, in order to simplify the viewer's task in adjusting his receiver, the a.g.c. operation should be independent of other adjustments, for example, time-base locking.

It was with these points in mind that this new system was devised, but before describing it we will give a brief survey of the other methods at present in use and their shortcomings.

Commonly Used Systems.—The simplest form of a.g.c. uses the mean d.c. voltage developed as a result of diode action at the sync separator grid. The general arrangement is shown in Fig. 1. The contrast control usually operates by applying a positive bias to the a.g.c. control line, thereby cancelling part of the developed negative bias. A diode is included, termed a delay diode, and this clamps the control line to earth for signals below a certain level which is determined by the setting of the contrast control.

There are three objections to this system. The smoothing circuit must deal with the 50-c/s video and sync components, resulting in rather a long time constant. On pictures of small d.c. level, such as dark scenes, the a.g.c. voltage diminishes and there is a tendency for the background to show up because of the increased gain. This is particularly annoying in weak-signal areas where the background may already be rendered brighter than intended by the presence of noise on the signal. The third objection is that the available voltage from this system is inadequate to allow a delayed system of control on the r.f. stage.

* Ferguson Radio Corporation.



Fig. 1. Simple a.g.c. system using mean d.c. voltage at sync separator grid.

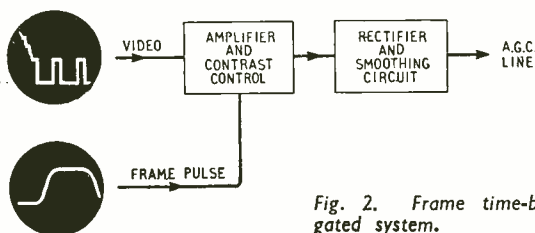


Fig. 2. Frame time-base gated system.

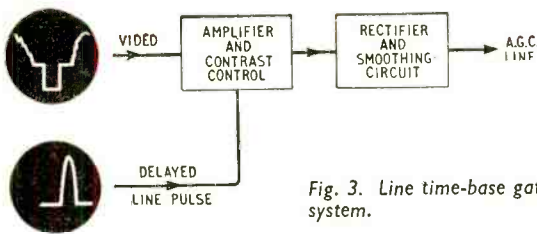


Fig. 3. Line time-base gated system.

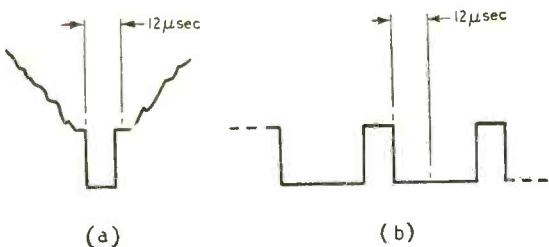


Fig. 4. Standard sync waveform showing (a) a line sync pulse and (b) part of frame sync pulses.

Fig. 2. shows the basis of frame-pulse gated a.g.c. This method gates the valve producing the control voltage so that the output depends on the amplitude of the sync pulses during the frame fly-back, and since picture components do not occur during this period, the output is a true measure of the signal level. The contrast control may operate to determine the amount of pulse amplified by the a.g.c. valve. Because the gating frequency is so low, a long time-constant is required in the smoothing circuit. The frame hold control must be correctly set before the contrast to ensure that the gating waveform occurs at the right instants

For the line gated system shown in Fig. 3 the gating pulse is derived from the line time-base, and is delayed so that it operates the a.g.c. system during the "back porch" period of the line sync pulse. Since the back porch does not exist at the gating times during the frame pulses, i.e., approximately 12 μ sec after the negative-going edges in Fig. 4(b), there is a loss of a.g.c. during these periods, making it necessary to use a fairly long time-constant in the smoothing circuit. There is interaction between the line hold and contrast controls, because the system relies on the line time-base timing to obtain gating pulses at the correct instants. Usually these pulses are taken from the output circuit of the time-base, which does not operate for some time after the rest of the set has been switched on because of heating delay in the efficiency diode. Thus a protection circuit is required for this period to prevent overloading of the video circuits.

The "Sync-Gated" System.—The new form of a.g.c. system is basically a gated system, controlling the amplitude of the signal during the "back porch" of the line sync pulse, but the gating pulse is derived from the sync pulse itself rather than from the time-base, thus overcoming the difficulties experienced with some of the other systems as a result of the interdependence of "hold" and contrast controls. Reference to Fig. 4, showing the standard 405-line television synchronizing waveform, will explain the principle of the system. If this waveform is examined it can be seen that there is always a period of black level immediately following the positive-going edge of a sync pulse, whether it be a line or a frame pulse. Hence, a short-duration pulse derived from this edge and delayed slightly so that it occurs a microsecond or two after the edge, would form a suitable gating pulse for an a.g.c. system.

This is the basis of the new arrangement, the required gating pulse being obtained simply by differentiating the sync pulse and making use of the positive half of the waveform so obtained. This pulse is then added to the video waveform, the total amplitude being equal to the sum of the original pulse and the "back porch" level of the video signal (see Fig. 5). This total amplitude is made always to exceed the peak video amplitude and is passed through an amplifier, the pulses appearing at the anode of the amplifier being peak-rectified and used as a.g.c. voltage.

A very important feature is that the pulses are still present during the frame sync intervals—in fact they occur at twice the line frequency during this period—and so the considerable fall in a.g.c. voltage which occurs with line time-base gated systems during the frame sync interval is replaced by a small increase in voltage which can, however, be kept to a minimum by operating the rectifier under, as nearly as possible, peak rectifying conditions. In actual practice it has been found that, for a given percentage of 50-c/s ripple on the a.g.c. line, a considerably shorter a.g.c. time-constant can be used with this system than with the line time-base gated system, thus improv-

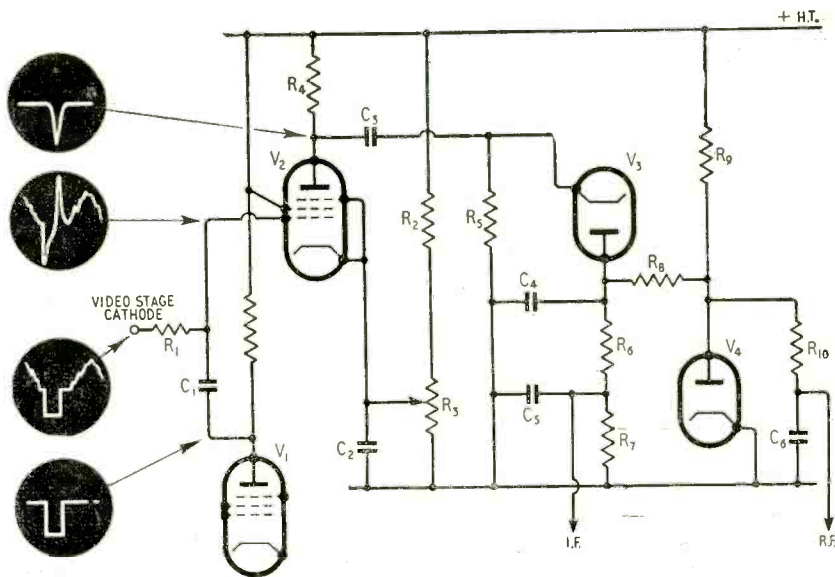


Fig. 5. Circuit of the new sync-pulse gated system.

ing control of rapid fading such as aircraft flutter.

It is, of course, essential that the sync separator in the receiver is capable of maintaining its output sync pulse constant in amplitude and speed over an adequate range of contrast settings, otherwise a positive feedback loop will exist via the a.g.c. line, and low-frequency fluctuations will occur in the gain of the controlled stages of the receiver. In commercial receivers the sync separator usually limits inadequately below about 10 volts peak-to-peak video signal, with the result that these fluctuations may occur if the contrast control of the receiver is adjusted to give a video voltage of this order at the cathode (or grid) of the cathode-ray tube. This is not considered to be a very serious objection, since such an amplitude of video signal represents a picture of extremely low contrast on the average cathode-ray tube.

A practical circuit is shown in Fig. 5. The video waveform including sync pulses is taken from the video stage cathode and a differentiated pulse from the sync separator (V1) anode, formed by the short time-constant C_1R_1 , is added to it at the grid of the a.g.c. amplifier V2. Since the cathode of the video stage is a low-impedance point, the amount of pulse fed back into the video amplifier is very small. The delay in the sync separator is sufficient to ensure that the positive part of the pulse lies over the back porch.

The valve V1 is operated under very short grid-base conditions so that the pulse produced is constant in amplitude over a wide range of contrast, and this amplitude is sufficient to extend well beyond the peak-white level at the grid of V2. This valve is biased by the contrast control R_3 and resistor R_2 so that it conducts only on the tips of the pulses. Hence the output at the anode of V2 consists of pulses whose amplitude for any given contrast setting depends only on the back porch level and therefore the signal level.

These output pulses are coupled to the diode V3 circuit by C_3 and R_5 . The diode load is split into R_6 and R_7 , the tapping supplying bias to the vision i.f. stage. A delay network comprising R_8 , R_9 and the diode V4 supplies bias to the r.f. stage. The capacitors C_4 and C_5 are small, so that a short time-constant exists on the control line of the vision i.f. stage. Since there is a small change in the a.g.c. voltage during the frame pulses, a longer time-constant is used for any stages common to vision and sound. Thus extra smoothing, R_{10} and C_6 , is added for the r.f. stage.

The relative values of the resistors forming the delay system may be found in the following manner. If e_1 is the required i.f. stage bias at which control on the r.f. stage should commence and, under maximum signal conditions the i.f. stage bias should be e_2 when

the r.f. stage bias is e_3 in order to avoid overload of the early receiver stages, then we may write:—

$$Ae_1 - Be_0 = 0$$

and

$$Ae_2 - Be_0 = e_3$$

where

$$A = \frac{R_6 + R_7}{R_7}$$

$$B = \frac{R_8}{R_8 + R_9}$$

$$e_0 = \text{h.t. voltage}$$

These equations yield:

$$A = \frac{e_3}{e_2 - e_1}$$

and

$$B = \frac{1}{e_0} \cdot \frac{e_1 e_3}{e_2 - e_1}$$

Curves showing the effectiveness of the system as applied to a complete receiver are given in Fig. 6 and it can be seen that for an average setting of the contrast control (the curve marked $V_k = 14.5$) a change of 60dB in input signal is reduced to only 2.5dB at the cathode-ray tube. At a higher contrast setting ($V_k = 15.2$) the control is not quite so good but even so a change of 60dB in input causes only 8dB change in video voltage.

Fig. 7 shows the way in which the control over the total receiver gain is divided between the r.f. and i.f. stages. This clearly demonstrates how the r.f. gain is maintained at a high level for weak signals in order to achieve a good signal-to-noise ratio, while with strong signals the majority of the gain reduction occurs in the r.f. stage in order to avoid overloading the mixer stage or first (uncontrolled) i.f. amplifier.

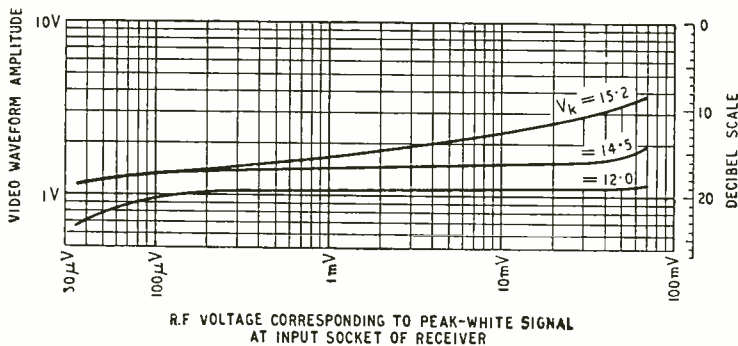
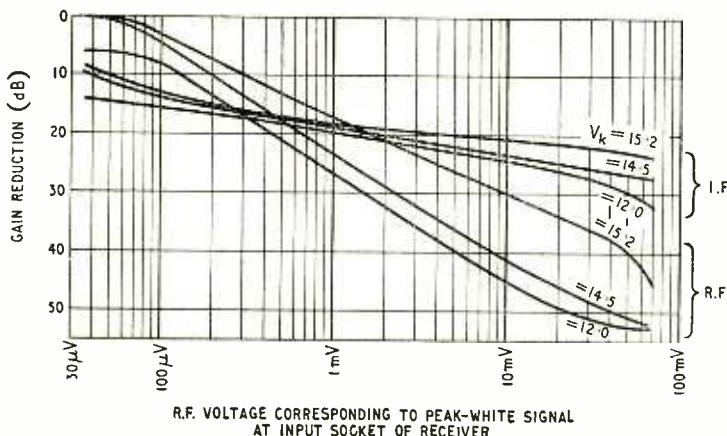


Fig. 6. A.G.C. curves for Ferguson Model 203T receiver with various settings of the contrast control. The video waveform amplitude is peak-to-peak (including sync) measured at the cathode of the video amplifier stage. It should be multiplied by 23 for the amplitude at the cathode-ray tube.

Fig. 7. A.G.C. curves for the 203T receiver showing the distribution of control between r.f. and i.f. stages.



Information Theory

Widening Fields of Application Discussed at London Conference

THE third symposium on information theory to be held in London* was housed this year at the Royal Institution. The change of address from the Institution of Electrical Engineers, where the last one was held, certainly reflected the different character of this year's proceedings, which seemed to have kicked away the ladder of mere technology by which information theory rose to fame. Whereas the I.E.E. symposium was mainly concerned with practical applications of Hartley's and Shannon's work and had a direct appeal to communications engineers, the Royal Institution offered such a miscellaneous collection of scientific subjects that any engineers present could have been forgiven for asking themselves what they were doing there at all. Welsh spelling rubbed shoulders with nerve mechanisms, randomizing machines with the cochlear nucleus and games strategy with optical transmission, not to mention statistics, translating machines, codes, linguistics, clerical operations and extra-sensory perception.

There were, however, a few topics that could be said to represent our own sphere, and one of particular interest was concerned with coding information to increase the efficiency of communications channels. This term "coding" is often used loosely to describe a process by which the signal is converted from one physical variable into another (for example, from amplitude changes to frequency changes, as in f.m.) without altering its essential structure or pattern. What "coding" should really mean is a process which takes into account the statistical nature of the signal, so that less time or signalling power is given to representations which occur frequently, and therefore convey little information, and more to those which occur infrequently and give a good deal of information. A familiar example is the Morse code, where the letters which have the greatest probability of occurring in English text, like E and T, are given the shortest symbols.

A good deal of research is being done to apply this kind of coding principle, not only to "telegraphic" signals but to continuous ones like speech and television waveforms, in order to reduce the bandwidth or signalling power required in communications channels. It becomes particularly valuable when the "conditional probabilities" are taken into account. For example, in English text when the letter Q occurs it is almost certain to be followed by U, so that when the U actually comes up in these particular circumstances it conveys very little information and should be given less time or signalling power than it normally gets. Again, this principle can be applied to signals of a continuous nature.

A more recent offshoot of this work has been on special codes for detecting and correcting errors, and these are used mostly for "telegraphic" signals such as the trains of pulses in digital computers or telephone dialling systems and, of course, in telegraphy itself. The term "errors" here refers to changes in the signals caused by noise, intermittent faults or any other kind of interference with the transmission chan-

nel. In a digital computer, for example, a single noise pulse added to a train of binary digit pulses representing a number could make a difference of thousands or millions in the result of a calculation. The general principle of detecting and correcting such errors is to add some extra symbols to the "message" to act as a check on the accuracy of what is received, rather like the tally of words sent in a telegram. This entails some redundancy in the code and its efficiency is thereby reduced, so the aim of the "information theorists" is to design effective codes with minimum redundancy. The methods used for detecting the errors are complex, but in the binary system of signalling (with which the codes are mostly concerned) the process of correction is simplicity itself. Since there are only two symbols used, 0 and 1, once it has been determined that an error exists at a particular position in a train of digit pulses it is only necessary to reverse the digit in that position from 0 to 1 or from 1 to 0 as the case may be.

Speech Recognizing Machine

Papers concerned with various aspects of binary coding at the symposium were "The Synthesis of Linear Sequential Coding Networks" by D. A. Huffman, "A General Class of Codes and their Physical Realization" by A. E. Laemmel and "Coding for Noisy Channels" by P. Elias. The notion of error correction and that of "conditional probabilities" mentioned above also came into an interesting description by D. B. Fry and P. Denes of their experimental work in building an automatic speech recognizer—a machine that will produce typewritten versions of words spoken into it. The main problem here is that a machine cannot recognize words simply by their acoustical properties, which vary considerably with pronunciation, intonation and quality of voice. This is also true of *homo sapiens*, of course. It is necessary for the machine, like the human being, to have a store of linguistic information to act as a check on the acoustical frequency patterns and modify them when they seem to have an improbable structure. In the recognizer described by Fry and Denes this is done on an elementary level by using the "conditional probabilities" with which certain sounds occur after other sounds in a given language.

First of all, the purely acoustical patterns are "recognized" by a series of filters, which divide up the frequency spectrum into adjacent bands. Most phonemes give rise to characteristic spectral patterns which can generally be identified by coincident peaks of energy in particular pairs of filters. The outputs of the various pairs of filters are multiplied together and this gives a series of voltage products which vary in relative magnitude as changes in the applied speech wave move the energy maxima from filter to filter. An electronic circuit then detects the greatest of these products and indicates the occurrence of the corresponding phoneme.

The linguistic information on "conditional probabilities" is stored in the form of slider adjustments on

* Organized by Dr. Colin Cherry, of Imperial College.

sets of potentiometers. Each set is associated with a particular phoneme and the various sliders give voltage outputs proportional to the probabilities of the other phonemes which may follow it. What happens in operation is that when a particular phoneme is recognized by the filter-pair system, say *i*, this information is stored in a corresponding memory circuit until the next phoneme occurs and then used to switch the voltage indicating the occurrence of this next phoneme to the *i* set of potentiometers. The "probability voltages" from the sliders are then sent to the filter-pair system, and here each phoneme acoustical output voltage is multiplied by its corresponding probability voltage. Thus the acoustical recognition of the phoneme following the *i* is biased or weighted according to the probability of its occurring in the language. So if the filter-pair system has a tendency to produce the largest voltage for a phoneme which is similar to the one spoken but not actually correct, the weighting by the probability voltages will most likely swing the balance and cause the correct acoustical output to have the largest voltage. This is then selected by the electronic circuit mentioned above and used to operate an electric typewriter.

Some interesting and amusing typewritten results were shown by Fry and Denes which clearly demonstrated the greater accuracy of recognition obtained with the aid of the store of linguistic information.

Applications of Computers

In one sense mechanical speech recognition can be regarded as a coding problem since the actual structure of the information is altered. A rather different type of coding, though again for transformation of language information, was described in a paper by A. D. Booth and J. P. Cleave—the "programming" of a digital computer to transcribe ordinary alphabetic text into Braille. The technique was similar to that outlined in the article on language translation in a recent issue* except that with Braille the transcription was in terms of individual letters and simple groups of letters (or simple words) called "contractions." There is not, however, a simple one-to-one correspondence between printed characters and the Braille signs, for the particular signs used depend upon the context. Transcription into contracted Braille, in fact, is almost as complex as translation into a foreign language, except that the words in real language are replaced by "letters" in Braille and the word groups or idioms by Braille letter groups.

Computing machines are also being used in another field of information theory to investigate the transmission of information in the animal (or human) nervous system, which can be regarded as a kind of communications network. The general idea is to organize the machines to imitate the external patterns of behaviour produced by the nervous system in the hope of throwing some light on the actual physiological mechanism of the system, which is very difficult to investigate by other means. One paper, by O. G. Selfridge, described the adaptation of a digital computer to give recognition of visual patterns. Here, there was no attempt to make the machine imitate the nervous structure directly—only its functions. Another paper, however, by W. K. Taylor, described a network more in the nature of an analogue computer which was built up from model neurons having electrical proper-

ties similar to those of living nerve cells and sensory receptors. Each model cell contained electronic circuitry using seven valves. Experiments were described in which the correct "physiological" response to a pattern of stimulation could be "learnt by association" by the network.

In particular the sense of hearing offers a challenge to information theory because of the complexity of the path from air to brain and because of its incredible sensitivity. It has been calculated that at the threshold of hearing the displacement of the eardrum is less than the diameter of a hydrogen molecule. If the total energy available is divided by the observed number of sensory cells in the inner ear it turns out that the signal is well down into the thermal noise level. This results in a constant random "firing" of nerve threads which is to some extent ordered by interconnection, feedback and autocorrelation in the presence of even the weakest sound stimulus.

A detailed investigation of the function of the cochlear nucleus, reported by J. T. Allanson and I. C. Whitfield, confirms this view and shows that the pattern of response to a pure tone is modified from a Gaussian or humped-back distribution of activity in the ingoing fibres, to a steep-sided, flat-topped band-pass response in the outgoing fibres. This sharpening of the region of neural activity is thought to account for the observed degree of discrimination of pitch, and it was suggested that the width of the "pass-band" might prove to be related to the perception of intensity. Weight is lent to this hypothesis by the known dependence of subjective pitch on intensity.

Frequency analysis lies at the root of all theories of hearing and a comprehensive survey of the present state of our knowledge was made by J. C. R. Licklider who pointed out that the "place" theories of Helmholtz and Bekesy, which identify specific regions of excitation in the cochlea with different frequencies, were insufficient to explain the subjective recognition of a low-pitched fundamental residue when the ear is stimulated by high harmonics only of that fundamental. Schouten's work on this subject had made it clear that the low pitch remained after any combination tone due to non-linearity in the ear had been balanced out by a variable-phase search tone.

An alternative demonstration was given by Prof. Licklider in which short bursts of a sine-wave fundamental were interspersed with tones consisting of the higher harmonics only. A random low-frequency masking noise was then introduced, which completely suppressed the sine wave but left the sensation of low pitch from the harmonics untouched.

These results could not be explained by any existing simple "place" theory. There was the possibility that a transformation from time to place might occur in the cochlear nucleus or at high levels in the path from ear to brain, and the main part of his paper was devoted to a detailed description of a "triplex" mechanism which might fit the facts so far observed.

It seems, then, that the principal role of information theory in all these different fields has been to throw a new light on old problems. Channels of communication have been found to exist in situations which were never considered in this way before. At the same time one cannot escape the conclusion that many of the researches described at the symposium might have gone on quite successfully without information theory! However, the world of communications must take it as a compliment from the rest of science that such attention is being paid to the subject.

* "Language Translation by Electronics," by J. P. Cleave and B. Zacharov, *Wireless World*, September, 1955.

Measurement of "Wow" and "Flutter"

Basic Circuitry of a Test Instrument

BEFORE the subject of measurement can be considered it is necessary to form a clear picture of what exactly is meant by "wow" and "flutter," as misunderstandings often arise where terminology is concerned.

Wow or flutter is a periodic or non-periodic frequency deviation (occurring mostly when reproducing from magnetic tape or disc records) expressed as a percentage of the mean frequency. For example, if a recorded signal of 3,000 c/s varied on reproduction between 2,970 and 3,030 c/s, wow or flutter in this case would be:

$$\frac{3,030 - 3,000}{3,000} \cdot 100 = \frac{3,000 - 2,970}{3,000} \cdot 100 = \pm 1\%$$

We are here dealing with peak-to-peak values, as we should in the case of slow deviations, but for higher rates the mean value of frequency deviation is usually considered. Consequently, if flutter were given as, say, 1% without saying that this referred to peak-to-peak deviation, it would be safer to take the maximum frequency range as being approximately $\pm 1.5\%$, assuming that the waveform is nearly sinusoidal.

A second term (entirely different in meaning from percentage wow or flutter) is wow/flutter frequency. As we mentioned previously, change of frequency may often occur in a periodic way. This period of frequency variation can be from a few cycles/sec (or even less) up to a few hundred cycles/sec, and can be divided into two ranges, i.e.: "wow"—corresponding to frequencies within the limits 0-20 c/s and "flutter"—covering all frequencies between 20 and 200 c/s. Wow itself could be divided again into a "very slow" wow, 0.2 c/s* (not so audible), and "normal" wow within the limits 2-20 c/s. It is significant that "very slow" and "normal" wow and flutter are different not only audibly but also from the measuring equipment point of view; a "very slow" wow has to be measured by different circuitry.

Choice of Carrier (Test) Frequency. Frequency

*British Standard 1988:1953 recommends the use of the term "drift" for deviation of frequency "below about 0.1 cycles per sec." [Editor.]

variation when occurring with the same percentage deviation over a wide range of carrier frequencies has different audible effects depending upon carrier frequency, rate of change (wow/flutter frequency) and individual hearing characteristics. It can be assumed, however, that a carrier frequency lying between 2,000-5,000 c/s is most vulnerable to wow and flutter and consequently 3,000 c/s has been chosen internationally as the test frequency.

Purpose of Wow/Flutter Measurements. There are two main reasons for this sort of measurement. First, to check the percentage of frequency variation to ensure that it does not exceed the allowed limit; and, if this is the case, to make necessary adjustments and repairs in the apparatus under test. Secondly, to establish an objective figure of merit which can be used also for equipment with frequency deviations

which are difficult of detection by the average human ear. For instance it can be generally assumed that equipment with w/f (wow or flutter) higher than 0.5% represents poor performance and below 0.05% is associated

with best-quality reproducers. As flutter meters are most used for fault finding, it often happens that not only percentage of w/f has to be checked, but also w/f frequency estimated—the chief reason being to find the cause of the trouble. This certainly complicates matters, particularly as the flutter waveform is generally of a complex nature. We shall return to this subject later in the article.

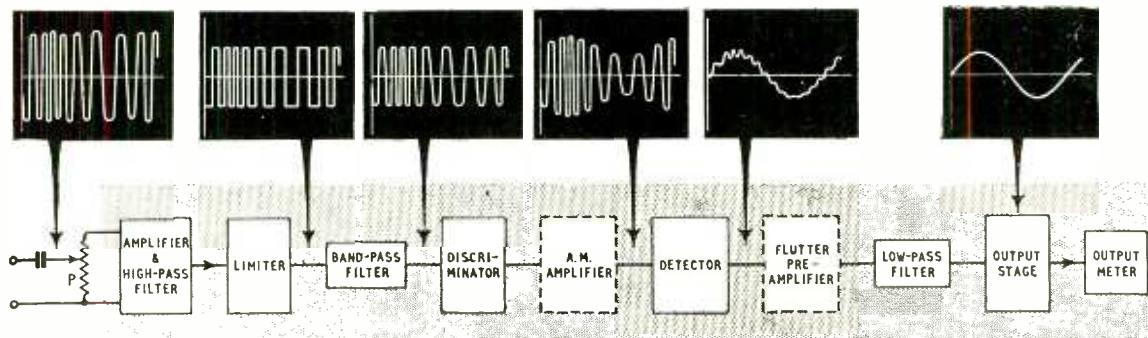
Principle of Flutter Meter. Fig. 1 is a block diagram of a w/f analyser. Flutter phenomena are similar to frequency modulation in r.f. circuits. Consequently the flutter meter has similar stages to those of a f.m. receiver, the chief difference being, of course, an audio-frequency carrier (3,000 c/s) and very low deviation. This latter factor has an important influence on the design of the limiter and output stages.

Let us consider stage-by-stage how a flutter meter works. The signal of nominal frequency 3,000 c/s, from the output of, say, a tape recorder, is fed through an amplifier to a limiter. The purpose of the limiter is to reduce the minimum amplitude

By

O. E. DZIERZYNSKI

Fig. 1. Block schematic diagram of wow/flutter meter.



modulation, and to provide a reasonably constant input to the discriminator.

The limiter is followed by a band-pass filter which restores the sinusoidal waveform which was lost in the limiter stage. The level here is of the order of 100-500 mV.

The discriminator is designed as an amplifier with a linear (or close to it) characteristic of gain with frequency within the limits 2,700-3,300 c/s. An ordinary parallel-tuned L-C circuit in the anode circuit of the discriminator is good enough for this purpose and this circuit should be tuned to approximately 3,400 c/s (peak) (see Fig. 4). Under these conditions, the discriminator amplifier would have only about half of the available gain from the carrier of 3,000 c/s (working on the slope of resonant curve).

If a frequency-modulated 3,000 c/s signal is applied to the grid of V3 the output from the anode will be an amplitude-modulated carrier (incidentally still partly frequency modulated). This produces an amplitude-modulated carrier which should, if necessary, be amplified to at least 10 V before detection.

Diode detection is usually employed and the output from it, after removal of the d.c. component,

contains the w/f frequency plus the remains of the carrier and carrier-harmonic frequencies.

As the flutter component is often a matter of only a few millivolts, a low-frequency amplifier has to be introduced between detector and a.c. output meter. The gain of this amplifier is of the order of 35-40 dB to ensure that the a.c. output meter (about 10 V f.s.d.) is working on the linear part of its scale.

A low-pass filter (cut-off frequency about 300 c/s) is often inserted between detector and output meter, to reduce carrier-frequency components.

As we shall see later, provision can be made to measure very low frequency wow (or frequency drift) by inserting a d.c. microammeter in series with the diode load resistor R_1 (Fig. 4 (a)). Variations of frequency will be followed by the instrument pointer, provided that they are slow compared with its natural period, i.e., below about 2 c/s.

Circuit Details

Input Stage. Fig. 2 gives more details of the input circuit. The reproduced test signal of 3,000 c/s is passed through the pre-amplifier V1A, cathode follower V1B and high-pass filter. All lower frequencies (including hum) present in the output of the tape recorder are removed, as they can otherwise affect the final reading of the output meter. The purpose of the cathode follower is to match the low input impedance of the filter (3,000 ohms) to the high output impedance of the pre-amplifier. The choice of a low filter impedance has the advantage of making the design of the filter much easier, also

of reducing hum pick-up at the input of the limiter.

Limiter. Two types of limiter circuit were considered during the development of the meter described in this article. The first employed a ECC81 working as an overloaded cascade amplifier with additional clipping action by diodes. A square valve was ob-

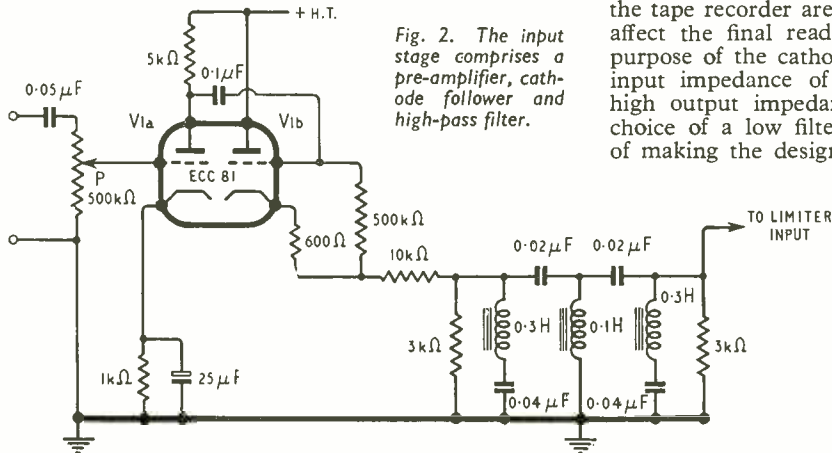


Fig. 2. The input stage comprises a pre-amplifier, cathode follower and high-pass filter.

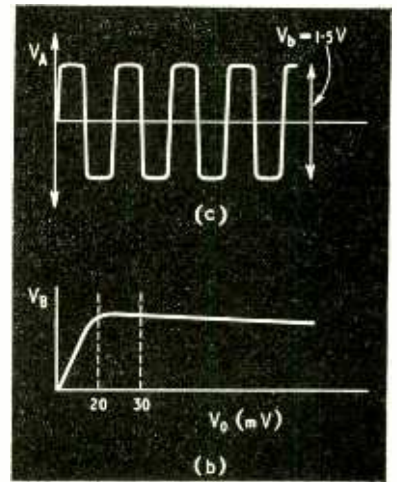
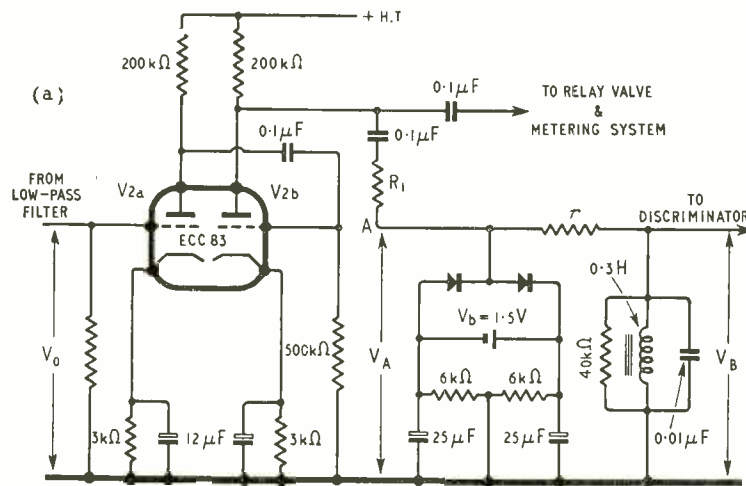


Fig. 3. (a) Circuit of limiter and band-pass filter stage; (b) input/output characteristic; (c) waveform at A when V_A exceeds the bias V_b .

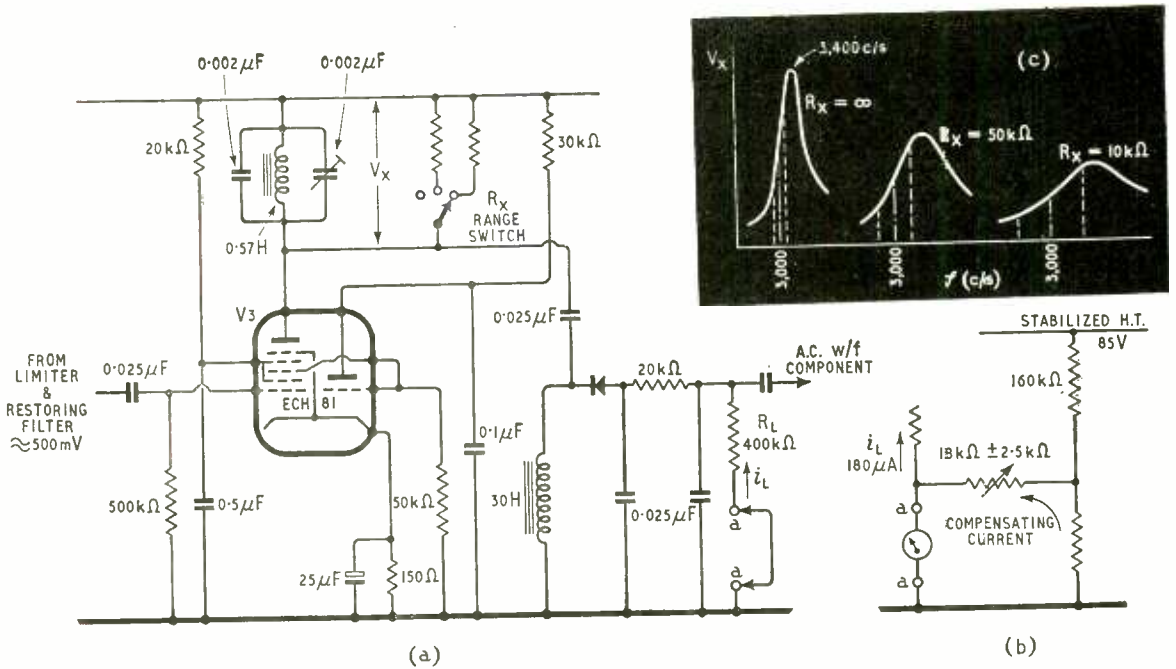


Fig. 4. (a) Discriminator and detector circuit; (b) Microammeter connections for measurement of drift; (c) Effect of R_x on slope of discriminator curve.

tained of peak value 75 V, approximately constant for all values of input voltages within the limits 80 mV-10 V. Fig. 3 (a) shows the second system which was finally adopted. Two negatively biased diodes are fed symmetrically with the a.c. signal through resistor R_1 . At A the waveform is sinusoidal until the peak value of the signal exceeds the bias when the output takes the form shown in Fig. 3 (c). The amplitude remains substantially the same for inputs varying within similar limits to those quoted for the first system.

Band-pass (Sine-wave Restoring) Filter. Several systems have been considered and for simplicity and efficiency a single tuned circuit was chosen fed by resistor r . Damping of this tuned circuit had to be

chosen very carefully, as sidebands within the limits $3,000 \pm 200$ c/s had to be passed without appreciable attenuation. At the same time attenuation of the second and third harmonics (6,000 and 9,000 c/s) should be 20 dB at least. Fig. 3 (b) represents the limiter and filter characteristic, i.e., how the output of this stage depends upon input. There is a broad maximum for the input values 20-30 mV and it is clear that the optimum input for minimum amplitude modulation is about 25 mV.

Discriminator and Detector. Any r.f. pentode with sufficient gain could be employed for the discriminator, which is coupled to the detector stage. In the circuit of Fig. 4(a) the discriminator is the heptode section of an ECH81, which is of the variable mu-type

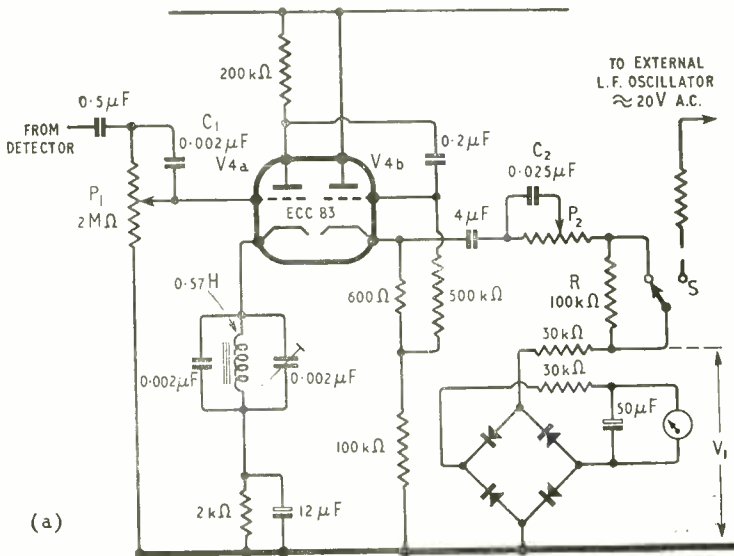


Fig. 5. (a) Circuit of output stage and (b) typical frequency response.

To stabilize the gain the triode section is connected to the h.t. to increase the cathode current so that a lower value of cathode bias resistor can be used.

It is important that the slope of the resonance curve should be sufficient to produce about 1 volt of flutter frequency across the detector load R_L for an input to the grid of V3 of about 500 mV with a frequency deviation of 0.5% (of 3,000 c/s). By shunting the resonant circuit (R_x) it is possible to reduce the discriminator efficiency very considerably. In this way it is possible to obtain a change-over to different ranges (see Fig. 4(c)). In this particular case resistors of 45 k Ω and 12 k Ω would cause a reduction of slope of 3 and 10 times respectively, while 1 volt a.c. of detector output could still be obtained from frequency variations of 1.5% and 5% respectively (with a signal of 500 mV fed to the discriminator grid). It will be seen from Fig. 4(c) that the value of rectified carrier current i_c will be different in each range.

Very slow wow is measured with a microammeter (Fig. 4(b)) inserted in the detector load circuit. With a load resistor of 0.25 M Ω current i_c is approximately 180 μ A, and a frequency change of $\pm 0.5\%$ would give a current change of approximately $\pm 5 \mu$ A. Employing a meter with f.s.d. 100 μ A, it is possible to compensate 130 μ A from an external source to obtain neutral indication exactly in the middle of the scale. If the scale is calibrated in cycles, peak-to-peak measurement of the slow swing can be made. This method has the advantage that large slow variation of frequency can be measured, without range-changing facilities, as, even with wow up to $\pm 5\%$, movement of the needle would be within the limits of the scale.

Output stage. As explained previously, a low-frequency amplifier and filter for carrier components must be included in the last stage of the flutter meter. Fig. 5 shows how this problem was solved in a simple and satisfactory way. The first half of the ECC83 is a R-C amplifier while the second triode serves as an output cathode follower feeding the output meter

through a special network. A cathode rejector circuit tuned to 3,000 c/s was employed to reduce any remaining carrier signal (it was found that second and third harmonics were negligible at this point in the circuit).

The frequency response of the amplifier was given a strong lift towards 200 c/s (pre-set potentiometers P_1, P_2 ; condensers C_3, C_2) to compensate considerable loss of "higher" frequencies (in a band 5-200 c/s) through attenuation of sidebands in the discriminator circuit and smoothing capacitances in the detector circuit. The resulting frequency response (Fig. 5(b)) is more or less uniform: there is some loss at frequencies between 100-200 c/s and 5-10 c/s, but experience shows that the most important flutter frequencies are within the limits 10-100 c/s.

Oscillator and Ancillary Circuits. In Fig. 6 the EF86 is a stabilized 3,000-c/s oscillator with one half of the ECC81 as a buffer valve, while the second half works as a relay valve (see later). There are also some facilities for setting the exact level and for analysing flutter frequency contents. The oscillator circuit is a conventional Colpitts electron-coupled oscillator with automatic limitation of amplitude (see *Wireless World*, March 1954, p.110). The output is fed to a capacity attenuator which is used to maintain good waveform on lower ranges. Output voltages are in decade steps ranging from 1 mV to 1 V.

The second section of the ECC81 (V6b) is used as a relay valve. It is found that the oscillator, unless well screened, introduces a beat note with the played-back signal which upsets the accuracy of measurement. Consequently, it was arranged that while the recorded signal is played back, the oscillator is automatically switched off. This was achieved by applying a positive bias to the grid of the relay valve, this bias being derived from rectification of the 3,000 c/s played-back (fed from anode circuit V2b—see Fig. 3(a)). Only when signal is being passed through the limiter of sufficient level to give an anode current in

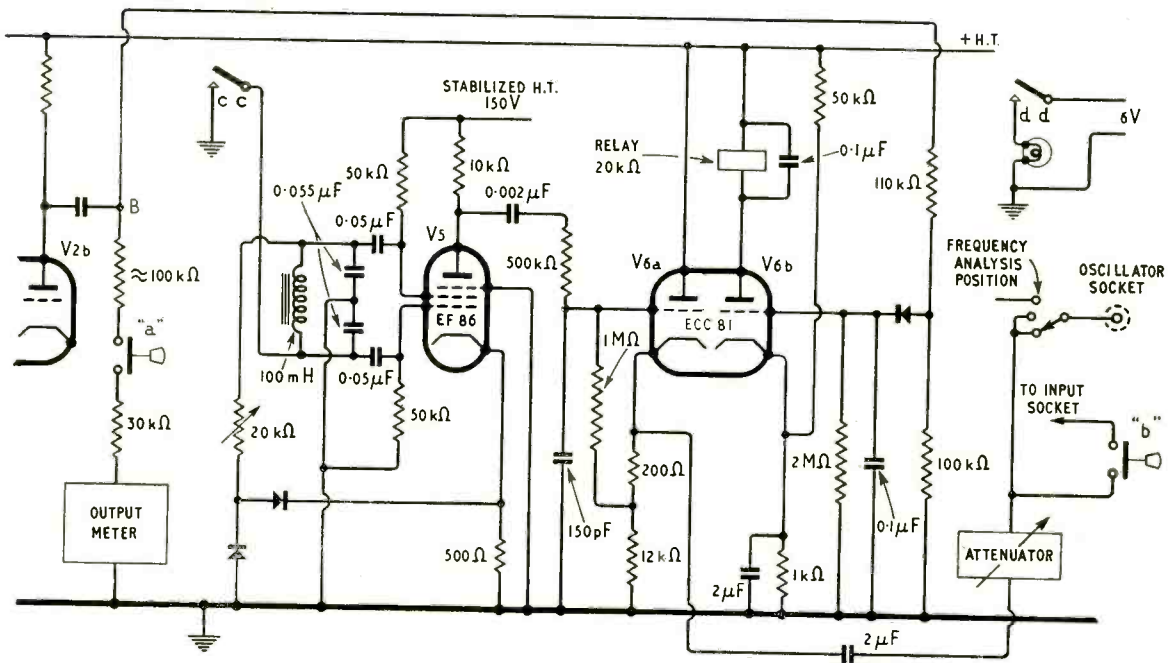


Fig. 6. Test oscillator (3,000 c/s) and other auxiliary equipment.

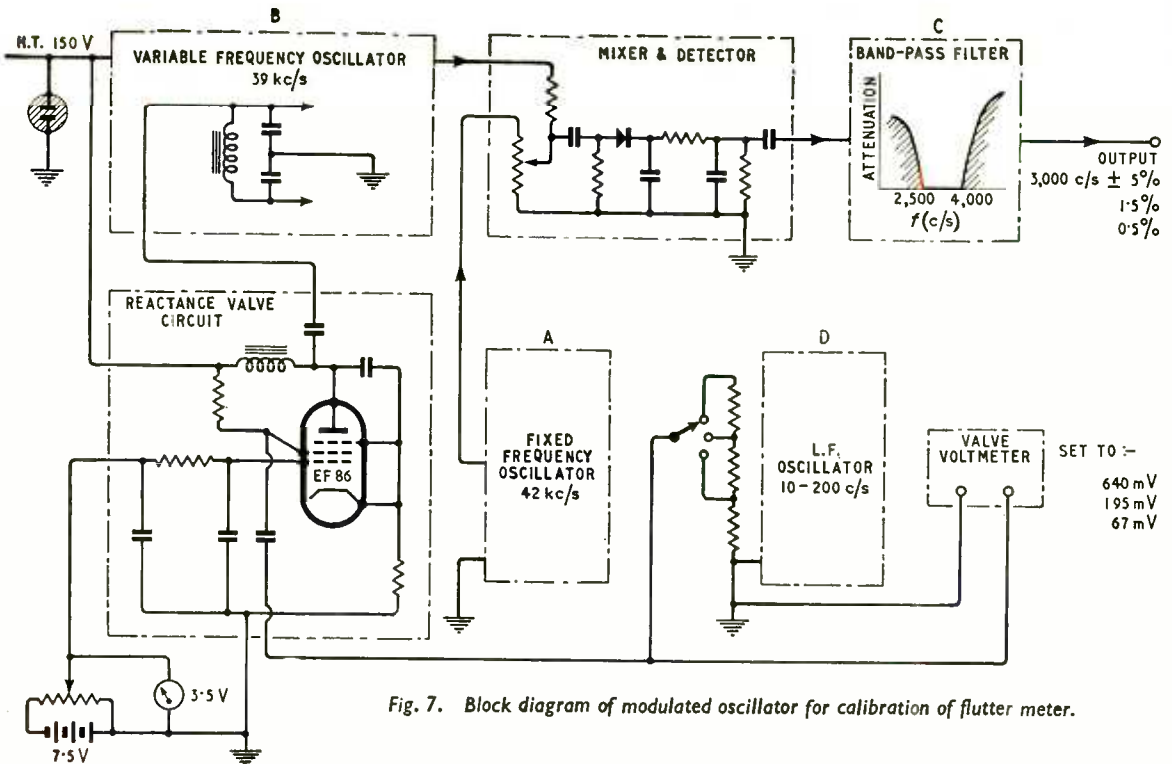


Fig. 7. Block diagram of modulated oscillator for calibration of flutter meter.

the relay of about 3 mA, does the armature of the relay close contacts c-c, shorting to earth the grid of the oscillator. Another pair of contacts b-b lights up a pilot bulb, indicating that the test signal is of approximately the right level. Accurate adjustment of level (to minimize a.m.) can be made by switching the output meter to the anode circuit of the limiter (point B), where the signal should be 3 volts, and setting the input potentiometer P (Fig. 2). This adjustment of level is recommended when making an ordinary test of flutter, and essential when frequency drift is checked. We shall return to this subject later.

Flutter Analysis. Flutter wave form is usually complex and irregular. It often happens that one frequency is predominant and it is desirable to estimate this frequency. Fig. 5 shows how this frequency may be found by using an external calibrated low-frequency generator. On the reduced flutter output (say 1/5 of f.s.d.) is superimposed about 20 V a.c. from the external generator, resulting in a deflection of the instrument to some point near the middle of the scale. Switching over to the external oscillator is carried out by switch S which simultaneously reduces the flutter level by introducing resistor R.

If now the frequency of the external generator is slowly changed from 10 to 200 c/s, the deflection will not change until one of the flutter frequencies approximates the external frequency. The needle of the instrument then indicates a slow beat with the search frequency. This is well known as the simplest method of analysing a complex wave, but in our case, a search often has to be repeated several times, as flutter usually has varying amplitude and it is easy to miss the beat frequency.

Frequency Drift. In tape recorders very slow frequency drift is sometimes experienced. This can be checked and measured by comparing the rectified

3,000-c/s carrier from the test oscillator and the played-back recorded note with the auxiliary meter of Fig. 4(b). Levels of both signals have to be identical and the following procedure in this test has to be observed (see Fig. 6). While testing, the level of the played-back note has to be adjusted by potentiometer P (Fig. 2) with button "a" depressed (output meter set to f.s.d.). Then, depressing buttons "b" and "a" simultaneously, the output from the oscillator is fed to the input socket of the flutter meter and f.s.d. adjusted by fine control of the attenuator. In this way both levels are set identically. Then with push buttons "a" and "b" off and recorded tone 3,000 c/s still going through, the reading should be noted on the microammeter (Fig. 4(b)). By depressing only button "b" the carrier from the oscillator is in turn measured. If both frequencies are the same (no frequency drift), both readings should be the same; the usual procedure is to make a note of the second reading (oscillator), switch back to the signal from the recorder and observe subsequent drift. The microammeter scale can be calibrated to read directly in cycles per second of drift.

Calibration of Flutter Meter. Although initial alignment can be made using a convention a.f. signal generator, calibration of gain requires the use of a flutter generator. For our purpose the flutter generator should produce a frequency-modulated 3,000 c/s carrier, with frequency deviation continuously controlled up 10%, at repetition rates within the limits 2-200 c/s.

As a general guide Fig. 7 gives a block circuit of the calibrating arrangements. This is basically a beat-frequency oscillator with a fixed frequency 42 kc/s supplied from oscillator A (small amplitude) and variable frequency from oscillator B (39 kc/s large amplitude). After mixing and detection the

resulting beat note (3,000 c/s, frequency modulated) is passed through band-pass filter C. The chief purpose of this filter is to remove from the output traces of superimposed modulating frequency and to suppress higher frequencies derived from oscillators A and B. Frequency deviation is achieved by a reactance valve circuit in which deviation limits are controlled by the l.f. oscillator D (voltage measured by V.V.). In this case the reactance valve, with initial bias 3.5V, would produce a change of frequency in oscillator B within the limits ± 150 c/s with a modulating voltage of 640 mV r.m.s. Consequently the output would be $3,000 \pm 150$ c/s—which represents 5% flutter (peak-to-peak). For deviations of 1.5 and 0.5%, 195 mV and 67 mV r.m.s. respectively were required from the modulator.

Commercial Literature

Junction Transistor Circuits for home construction using Mullard OC70 and OC71 types. Brochure giving basic circuit configurations, operating instructions, explanation of data, characteristic curves and various practical circuits from Mullard, Century House, Shaftesbury Avenue, London, W.C.2.

Wire-wound Potentiometers and rheostats, including ganged and concentric types. Specifications and mechanical details in an illustrated catalogue from the British Electric Resistance Company, Queensway, Enfield, Middlesex.

Amplifier Printed Circuit for the Osram "912" audio amplifier. Instructions for assembling the components on the printed circuit and details of a suitable chassis given in an illustrated technical bulletin from The Telegraph Condenser Company, North Acton, London, W.3.

Light-weight Flexible Cords for hearing-aids, headphones, microphones, etc. Table giving details of cores, coverings, resistances, current ratings and other information on the range produced by Amplivox (Industrial Products Division), 2, Ben-tinck Street, London, W.1.

U.H.F. Communications Receiver covering 150-500 Mc/s (a.m. and f.m.) in six positions of a miniature tuning turret, with sensitivity of $10 \mu\text{V}$ for 15-dB signal/noise ratio. Can be powered from batteries as well as mains, and facilities are

provided for use as a test instrument. Illustrated leaflet on the Eddystone Model 770U from Stratton & Co., Alvechurch Road, Birmingham, 31.

Special-purpose American Valves.—A list giving type numbers and descriptions of the types available from Industro, 649, Broadway, New York 12, N.Y., U.S.A.

Aluminium Soldering Tool using a vibrating steel-wire brush in the centre of the soldering bit. Descriptive leaflet from the Belark Tool and Stamping Company, 130, Mount Street, London, W.1.

High-quality Audio Amplifier with 12 watts output, frequency response of 20 c/s-25 kc/s within 0.2 dB and total harmonic distortion of less than 0.1% at 10 W and 700 c/s. Disc record compensation and variable l.s. damping factor. Also a pre-amplifier control unit. Leaflet from R.C.A. Telephone, Lincoln Way, Windmill Road, Sunbury-on-Thames, Middlesex.

Gramophone Turntable Unit of "transcription" quality for three-speed operation, claimed to have no wow, flutter, rumble or hum induction. Descriptive leaflet from Woollett Sound and Wireless Equipment, Wells Park Road, London, S.E.26.

Distributor's List of products stocked and manufacturers. Available to trade, research and industrial organizations from Holiday and Hemmerdinger, 74-78, Hardman Street, Deansgate, Manchester, 3.

Plastic Extrusions for insulation purposes, mostly in P.V.C. Leaflet outlining manufacturing facilities available, from Creators, Plansel Works, Sheerwater, Woking, Surrey.

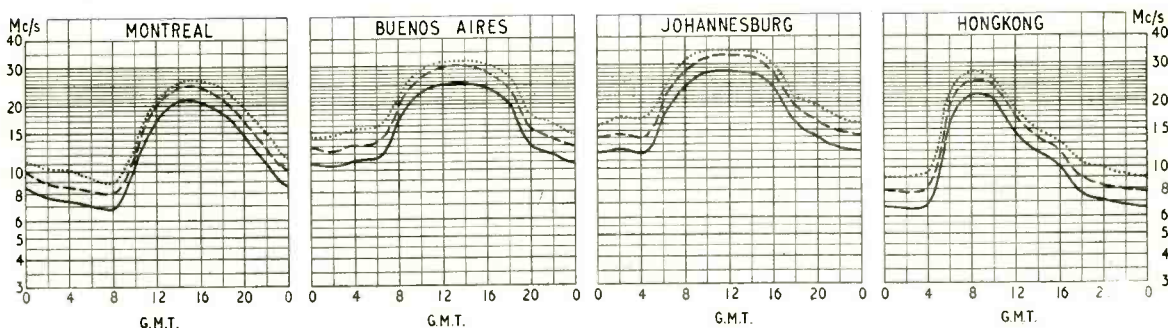
R.F. Induction Heaters, bench type, with continuously variable heat output over a 20:1 range. Two models available: 1 kW and 3 kW. Specification on a leaflet from Radio Heaters, Eastheath Avenue, Wokingham, Berks.

Transcription Gramophone Unit with speed continuously variable from above 78 r.p.m. to below 16 r.p.m. Also vertical-edge driving pulley claimed to eliminate rumble. Leaflet from The Goldring Manufacturing Company, 49-51A, de Beauvoir Road, London, N.1.

Multi-pole Changeover Relays; sealed types suitable for aircraft installations, with novel wiping action of contact surfaces and higher voltage contact blocks. New developments in Pullin relays described in a leaflet from Measuring Instruments, Electrin Works, Winchester Street, Acton, London, W.3.

Secondary Cell, 2-volt, for use with vibrator power supplies of portable equipment. Notable improvements in plastic container and combined gas vent and acid trap. Information from Chloride Batteries, Exide Works, Clifton Junction, Swinton, Manchester.

SHORT-WAVE CONDITIONS Predictions for November



THE full-line curves given here indicate the highest frequencies likely to be usable at any time of the day or night for reliable communications over four long-distance paths from this country during November.

Broken-line curves give the highest frequencies that will sustain a partial service throughout the same period.

- FREQUENCY BELOW WHICH COMMUNICATION SHOULD BE POSSIBLE FOR 25% OF THE TOTAL TIME
- - - - PREDICTED AVERAGE MAXIMUM USABLE FREQUENCY
- FREQUENCY BELOW WHICH COMMUNICATION SHOULD BE POSSIBLE ON ALL UNDISTURBED DAYS

Polarization of Waves

By "CATHODE RAY"

What it Means and How it Can be Used

I HAVE a feeling that wave polarization is one of those things that the non-specialist tends to regard as too difficult to be worth trying to understand. When he comes across the news—as he may easily do nowadays—that radar is being rendered more effective by the use of circularly or elliptically polarized waves, does he have a clear picture of what this means? Or is there a certain amount of mental haze?

Many explanations of the polarization of radio waves conveniently assume that polarization of light is already understood. But so far as we are concerned it will probably be easier to understand the polarization of light in terms of polarization of radio waves, rather than vice versa. So I shall assume only a reasonable basis of radio, and then anybody who does happen to know about optical polarization will be able to amuse himself by looking out for the analogies.

First of all, then, let us refresh our memories about the main features of radio waves.

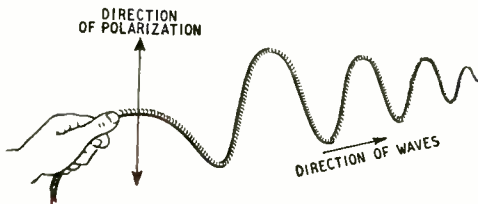


Fig. 1. Time-honoured procedure for generating transverse rope waves, in this case vertically polarized.

Unlike sound waves, they are transverse waves. That is to say, they consist of vibrations or alternations across the direction in which they are travelling. So they can be pictured quite aptly by the juvenile pastime of waving a long outstretched rope from side to side or up and down (Fig. 1). This process causes waves to travel along the rope—in spite of the fact that the movement which causes them is at right-angles to that direction. These rope waves could be called positional waves, because the thing that alternates is the position of each bit of the rope. If the rope's end is waved up and down, the position of that and every other bit of the rope alternates vertically and the resulting waves could be described as vertically polarized. If it is waved from side to side, they are horizontally polarized. The meaning of polarization is as easy as that!

The corresponding thing about radio waves is a little less easy, because it can't actually be seen. More-

over, in radio waves two things are alternating at once—electric field and magnetic field—both of them across the path of the wave, but at right angles to one another (Fig. 2). So although even the most perverse scientist could hardly refer to the polarization of his son's up-and-down rope wave as other than vertical, there is room for difference of opinion on what constitutes a vertically polarized radio wave. And where there is room for difference of opinion in scientific terminology, believe me, full advantage is almost invariably taken of it, to the confusion of all concerned. This case is no exception. In defining the direction of polarization there is a natural choice between two alternatives: making it the same as the direction of the electric field or of the magnetic field. Which has been chosen? *Both!* Electric for radio waves and magnetic for light waves, though radio and light are identically the same things except for frequency!

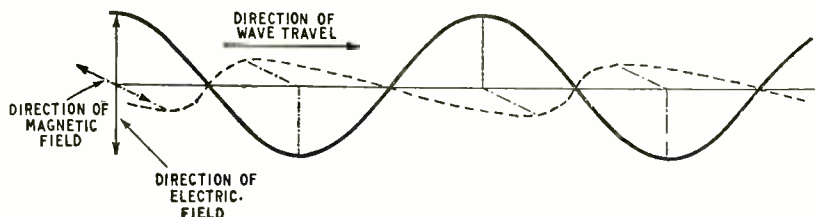
We radio people can argue, in favour of our choice, that it is so convenient to be able to say that a vertical dipole radiates and receives vertically polarized waves. The optical types, on the other hand, can retort that they were first in the field (even before anyone realized that there *was* a field!) and how could Mr. E. T. Malus (who invented "polarization") have foreseen in 1808 what TV fans would find convenient in 1955, and that it would have anything to do with the peculiar optical effects he was noticing in crystals of Iceland spar?

Anyway, from now on let us simplify matters by taking the "field" of radio waves to mean their electric field. Although we know the magnetic field is there too, for the present purpose we can leave it out of account.

Unlike generators of light—commonly called lights—generators of radio waves usually start the waves off with a definite direction of polarization. Although we have mentioned only two varieties—vertical and horizontal—because these are the only two in popular use, the angle of polarization can, of course, be anything between these two extremes.

Now because an electric field is invisible, the direction of its polarization is not obvious—unless perhaps one is within sight of the aerial responsible for it. But by connecting an alternating voltage between the top and bottom ("Y") deflection plates of a cathode-ray tube, so as to set up a vertical alternating electric field between them, the direction of that field is shown as clearly as could be by the vertical trace on the face of the tube, as in Fig. 3(a). Connecting instead to the "X" plates gives a horizontal line, as at (b). Any intermediate direction can be obtained by turning the

Fig. 2. In a radio wave two things are alternating at the same time, at right angles to one another and to the direction of travel. It is customary to regard the direction of polarization as that of the electric field. The magnetic field in this diagram is supposed to be at right angles to the paper.



tube around so that the direction between the plates in use is neither vertical nor horizontal.

But users of oscilloscopes will know full well that there is an alternative method of getting an oblique direction, without shifting the tube. If equal voltages are applied simultaneously to both pairs of plates the line appears at an angle of 45° , (c) or (d) according to which "X" plate is connected to the top "Y" plate. The vertical and horizontal fields combine to cause a single diagonal field. And conversely this—or any other—single field can for purposes of calculation be imagined as split up into two fields at right angles to one another—resolved into its orthogonal components, to put it technically. If one wants the angle to be something other than 45° , it can easily be done by making the vertical and horizontal components unequal.

In the same way, diagonally polarized radio waves could be produced by combining vertical and horizontal waves. But seeing that the same result can be achieved much more simply by mounting a single aerial at the appropriate angle, why should one want to? Well, supposing one wanted to vary the polarization, it might be easier to do it by an electrical control than by moving the aerial itself. To be honest, however, my only reason for introducing this idea was as an intermediate step in the argument. When I said that alternating voltages were applied *simultaneously* to the two pairs of deflectors, I meant to imply that they were in phase. But suppose next that we insert

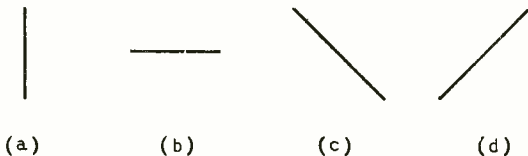
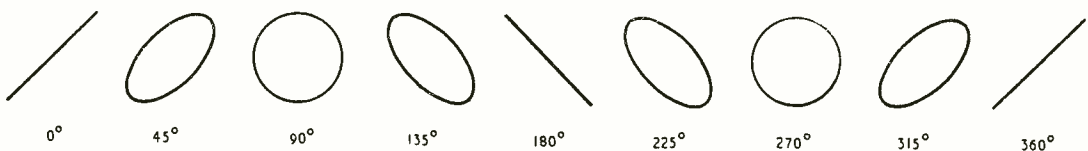


Fig. 3. Oscilloscope traces when a single alternating voltage is connected in phase to one or both pairs of deflector plates.

Fig. 4. Traces when the same alternating voltage is connected to both pairs of deflection plates, but with a variable phase delay in the connection to one of them.



a variable phase delay in the connection to one pair. When the delay is zero the results are as already shown in Fig. 3. Shifting the phase causes the diagonal line to open out into an ellipse, then into a circle, then into an ellipse sloping the other way, and so on, as shown in the examples in Fig. 4, which are taken at intervals of 45° phase difference. At 360° , or one whole cycle, we are back at the starting point and the whole thing begins again.

This shows us that if we combined two sets of radio waves, one polarized vertically and the other horizontally, we could get other kinds of polarization than diagonal by introducing a phase difference between them. It should surprise nobody to learn that the kind of polarization that results when the phase difference is 90° (or any odd multiple thereof) is called circular, and all the others—except the special cases at 0° , 180° , etc., which are called linear

—are elliptical. Even when the phase difference is exactly 90° (quarter of a cycle or wavelength) the polarization is not necessarily circular; it is only so if the two components are exactly equal. When they are unequal, the polarization is horizontally or vertically elliptical, as at Fig. 5(a) and (b). And having studied the matter so far you will probably be the first to guess that a combination of unequal components with other phase differences yields ellipses at all sorts of angles, such as Fig. 5(c) and (d).

The full possibilities have even yet not been seen. The reason is that at any frequency above a very few cycles per second the eye sees a complete trace on the oscilloscope screen, whereas in fact there is only a single spot moving around it. There are two ways it can move around—clockwise and anti-clockwise—and only when the frequency is very low indeed can these be distinguished. But the two directions exist, whatever the frequency; and so do these two varieties of any elliptical polarization of waves. The difference between the two depends on which component is delayed relative to the other.

Another thing to remember about the oscilloscope picture is that it represents no more than a cross-section of a radio wave. It is a very valuable representation, nevertheless, because it shows so clearly the significance of terms such as "linear polarization," "circular polarization," and "elliptical polarization." (By the way, the first two are often regarded as special cases of elliptical polarization.) But if now we are sure that all is clear so far, let us pass on from a wave marking time, as it were, in two dimensions, and give it the order "quick march"—at rather more than Army speed, say 186,000 miles per second. If the polarization is vertical, the oscillograph spot ceases to move up and down across the face of the tube and shoots out to meet us at that speed. Stepping smartly to one side to avoid it, we catch a glimpse of it broadside on; the combination of the up-and-down and the forward movement results in the familiar wave shape, Fig. 2. The spot is not now confined to a vertical line, but moves in a vertical plane; that is why the wave it represents is often called plane polarized (instead of linearly polarized), especially by optical characters.

Of course a radio wave doesn't consist of a traveling spot; the spot is just something to help us to visualize a rapidly moving wavelike pattern of electric field. We can (I hope) easily see that a circularly polarized wave is represented by a corkscrew path moving forward in such a way that it traces out a cylinder. If we can't see this, then perhaps we had better take the clothes line out into the back garden and turn one end rapidly round in a circle at right angles to its length. Then, if we can still face the comments of the family and/or the neighbours, we might care to demonstrate the flattened corkscrew-cylinder of elliptical polarization.

But what, you may ask, is the practical outcome of all this? The wayfaring man, though a fool, can see that some short-wave radio aerials are horizontal and some are vertical. If not quite a fool, he might wonder why. We, with our knowledge of radio and




Fig. 5. Traces resulting from unequal voltages; in (a) and (b) they are 90° out of phase, and in (c) and (d) have other phase differences.

now of polarization, may be quick to guess one reason, especially if we are familiar with the optical analogy of crossed Nicol prisms or Polaroid sheets. Reception of a vertically polarized wave is a maximum when the receiving dipole is vertical, and decreases to zero as it is turned horizontal. So it would appear that this supplies a method of completely separating two transmissions on the same wavelength. In practice it doesn't usually work out quite perfectly, but it does give a very useful degree of discrimination, which presumably is why the B.B.C. uses both vertical and horizontal on the same television channels.

The reason why discrimination is seldom perfect, and the reason why for some purposes vertical polarization is chosen and for others horizontal, are bound up together, and are due to the fact (familiar to optical students) that polarization is affected by the things that happen to it on the journey of life—transmission, reflection, refraction, and so on. For instance, in some circumstances vertically polarized waves are reflected less from the surface of the sea than are horizontally polarized waves. One of the troubles in certain kinds of radar is that the "targets" one wants to detect are liable to be concealed by reflections from the sea. This is the sort of thing that must be taken into account when choosing which polarization to adopt for any particular system. But it is not always easy to make a quick decision, for the influence of polarization on wave behaviour is a very complicated subject in practice, necessitating a vast amount of experiment under working conditions.

Just now there is a good deal of interest in adopting circular polarization instead of linear, and I'm going to use the rest of the space explaining why.

The fact that an aerial arranged for, say, horizontal polarization is "blind" to vertically polarized waves, which is useful if one wants to separate two transmissions on the same frequency, is a disadvantage if one wants to receive signals on that frequency whatever their angle of polarization. True, an aerial at 45° would be equally responsive to horizontal and vertical waves—the loss as compared with a perfectly aligned aerial would be, as you have probably already worked out, nearly 30 per cent, or 3dB—but it would be totally unresponsive to waves polarized at 135°. You might think that nobody would be so silly as to radiate waves at 135°, but what about banking aircraft? Apart from that, the vicissitudes of travel sometimes (as I have mentioned) play tricks with the polarization, so that a wave starting off at 90° may be nearer 135° by the time it arrives.

If the aerial were made in two parts, one vertical and the other horizontal, both joined to the receiver in phase, it would be equivalent (as our oscilloscope showed) to a single diagonal aerial, so we would be no better off. But the use of a two-part aerial is on the right lines, for we have only to introduce a 90° phase delay in the connection from one of the parts to give the receiving system a circularly polarized

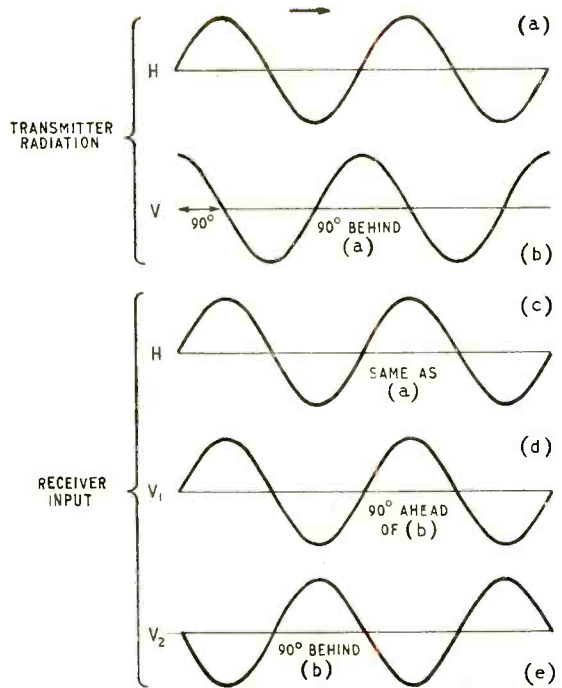


Fig. 6. (a) and (b) represent respectively the horizontal and vertical radiations of a circularly polarizing aerial system; (c) and (d) or (e) represent what is received by a similar aerial system after the signal picked up by the vertical portion is advanced or delayed relative to that from the horizontal portion.

characteristic. It is then equally responsive to waves linearly polarized at any angle; there are no blind angles.

The oscilloscope experiments should have made clear how the 90° phase difference between the outputs of the two aerial elements should give these results, but there is no harm in thinking of it a little differently. The reason why the straightforwardly connected outputs of a horizontal and a vertical aerial combine to give diagonal polarization is that the outputs, being in phase, are always present together and combine just like forces or winds or velocities acting in different directions. But when one is 90° out of phase with the other, its maximum occurs when the other is zero and cannot affect it; similarly the other can have its undisturbed say at least twice per cycle. Now, whatever the angle of the incoming wave may be, it can't be totally without horizontal and vertical. So some of it is bound to be received.

Now that we have thoroughly convinced ourselves that a circularly polarized receiving aerial yields an output from waves linearly polarized at any angle, we may be unprepared for the news that there is one kind of polarization to which it is blind. But there is no contradiction; the exception is not linear polarization, but circular polarization of the opposite direction of rotation. To prevent the mental haze from rolling in again it may be advisable to stop a minute and think this one out.

In doing so, we must be careful what kind of diagram we use; if we were to try vector diagrams, in which differences in phase (involving time) are represented on paper by differences in angular position, the chances of getting muddled in this

problem, which involves differences of both phase and angular position, would amount almost to a certainty. But I think there will be no danger if we regard the vertical and horizontal transmitting and receiving aerials as two independent channels of communication, in which (under ideal conditions) the vertical receiving aerial responds only to the vertical sending aerial, and similarly for the horizontal ones.

Fig. 6 (a) represents a brief sample of the radiation from the horizontal transmitting aerial. In order to cause circular polarization, the radiation from the vertical aerial must be 90° different in phase, so (b) shows what is going on there at the same time if the output is delayed 90° .

Supposing, for the sake of simplicity, that the receiving aerial is exactly a whole number of wavelengths distant, (c) shows what is being received by the horizontal part; it has the same phase as (a). That being so, what is received by the vertical part will have the same phase as (b). But because this is a circularly polarized receiving aerial system, it is provided with a 90° phase shift between its two parts. If the vertical part is advanced 90° relative to the horizontal (in practice this would be done by delaying the horizontal) the result is shown at (d), and this exactly reinforces what is being received on the horizontal part (c). But if the phase delay happened to be in the vertical part, the result would be as at (e), which would exactly cancel out (c) and give no reception.

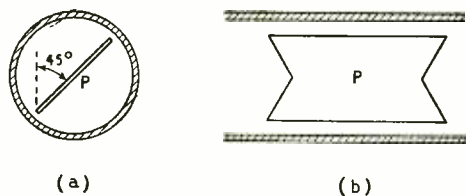


Fig. 7. (a) End view and (b) side view of section of circular waveguide containing dielectric plate P for converting vertical (or horizontal) linear polarization to circular, or vice versa. The ends of the plate are fish-tail shaped to avoid impedance mismatching which would cause part of the wave to be reflected.

I have gone into this in some detail, not so much to show how one can very ingeniously invent a receiving aerial that doesn't receive, but to lead up to another use for circularly polarized waves. One of the biggest problems in radar is to distinguish one thing from another, especially when they are both at the same place at the same time. For example, aircraft to be located may be in the midst of a heavy fall of rain which entirely blots them out on the receiving screen by sending back a permanent echo. Can the rain echo be eliminated without eliminating the aircraft echo?

One feature that distinguishes raindrops from aircraft is their shape. A spherical drop, being symmetrical around its centre, behaves equally to the horizontal and vertical components of a circularly polarized wave, so the wave reflected from it is also circularly polarized. But in the reversal of direction, the rotation of the polarization is also reversed; so if (as is usual) the aerial that sent out the original wave is also used for receiving the echo, it is blind to the echo. An irregularly shaped body such as an aircraft, however, (or even a flying saucer edge-on) is practically certain to reflect a little more at one angle than at another, the result being that the echo wave

is elliptically polarized and does not entirely cancel out at the receiver.

This idea is not particularly new; it goes back to somewhere near the end of the war, and various trials then and since have shown a reduction in rain echoes of up to 26 dB, whereas the echoes from "targets" are only 4-8 dB weaker. Provided that the target echoes are strong enough to stand this weakening and still be visible, the result amounts to a practically complete victory over the rain.

There are other uses for circular polarization; for example, radar and other microwave aerials usually have to be capable of being turned around freely, and if it is not convenient for the whole station to turn with them this means that somewhere along the waveguide feeding the aerial there must be a rotating joint. If the waves carried by the guide were circular throughout, this would hardly be a problem. But there are reasons for preferring rectangular (linearly polarized) waves, and if nothing were done about it the transmission would vary from a maximum to zero as the aerial system turned through 90° . The solution to the problem is to convert the linear wave into a circular one when it comes to the joint, and then back into a linear wave directly afterward.

And how, you may ask, does one convert linear into circular polarization and vice versa? In the circular-polarization aerial systems we considered earlier we assumed that two linear polarizations (horizontal and vertical) were laid on, but here in the wave guide there is only one. And even when we have two, how is one of them delayed 90° ?

As regards the first point, we have already noted that any one linearly polarized lot of waves is absolutely indistinguishable from two in-phase lots, polarized 90° apart. For instance, one lot polarized at 45° may be, for all anyone can tell, really two lots polarized at 0° and 90° . (A south-west wind can be regarded as a south wind and a west wind blowing at the same time.)

If one had the two linear polarizations in different feeders, the phase difference could easily be introduced by making one feeder quarter of a wavelength longer than the other. The only snag would be if one wanted to work over a band of wavelengths.

Where there is only one feeder, conveying what might be a single lot of linearly polarized waves, the trick is to insert in its path something that slows waves of one polarization more than another. A simple something of this kind is a thin sheet of dielectric such as polystyrene. Fig. 7(a) is an end view and (b) a side view of a piece of circular waveguide with such a plate (P) in position. Let us suppose that the wave going in is vertically polarized. Then it can be regarded as consisting of two equal components, one parallel to the plate and the other at right angles to it. The former is slowed and the latter not, so if the length of the plate is designed to cause the parallel component to fall quarter of a wavelength out of step, the outgoing wave is circularly polarized.

A second plate at right angles to the first delays the other component so that it comes into step again and the polarization is vertical once more. By setting it at any other angle, the polarization can be made linear at some other angle. In the rotating joint the plate, being fixed in the rotating part, automatically turns to the correct angle for setting the linear polarization in line with the remaining run of rectangular guide.

Electronic Digital Computers

I. Basic Arithmetic Circuits

By W. WOODS-HILL*

ALTHOUGH an electronic computer forms an impressively complex device when viewed as a whole†, the circuits used are in many cases simpler than those of a superhet receiver or a television time base. This simplicity is essential to the success of a computing machine in many applications. The machine may, for example, form an essential part of an industrial concern's wages and accounting organization, and for such work it must have much greater reliability than apparatus intended for entertainment. Generally it consists of five hundred or more valve circuits linked together into a working whole, and the failure of any one part can put the entire machine out of operation.

To achieve this reliability it is common practice for individual circuit "bricks" to be developed and used over and over again in their original form. Connection of the "bricks" to other circuits is done via isolating amplifiers and cathode followers to prevent any possibility of the circuits they are feeding from affecting their stability. Opportunistic juggling of special characteristics of the same circuit element when used in different parts of an apparatus, though quite legitimate in a television set or reflex superhet, has to be kept to a minimum in the computing machine. It distracts from the margin of

safety of the circuit as originally designed and increases the variable factors to a point where servicing becomes difficult if not impossible.

Before coming on to the actual arithmetic circuits of the computer it is necessary to look at some of the "bricks" from which they are composed. The two main ones are (a) a bi-stable element, usually an Eccles-Jordan relay or trigger circuit, and (b) a gate circuit. The Eccles-Jordan trigger is well known, but there are one or two points about it worth noting. In the circuit of Fig. 1 if V1 (a)

* British Tabulating Machine Company.

† For a broad introduction to the subject see "Computers" by "Cathode Ray," *Wireless World*, October, 1951.

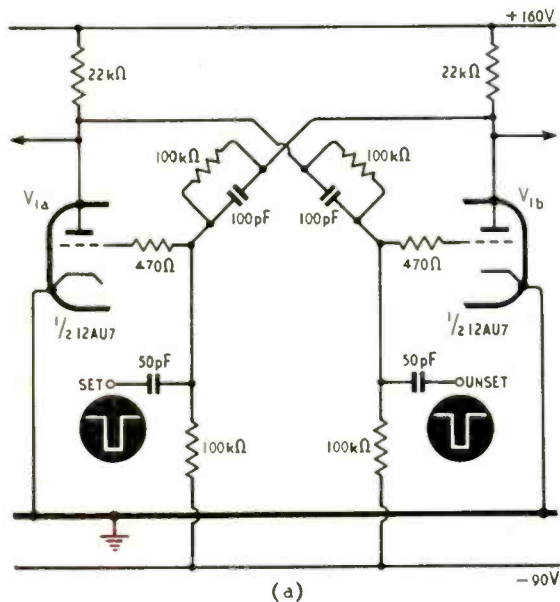


Fig. 1. (a) Eccles-Jordan trigger circuit, used for various purposes in digital computers, and (b) its functional diagram.

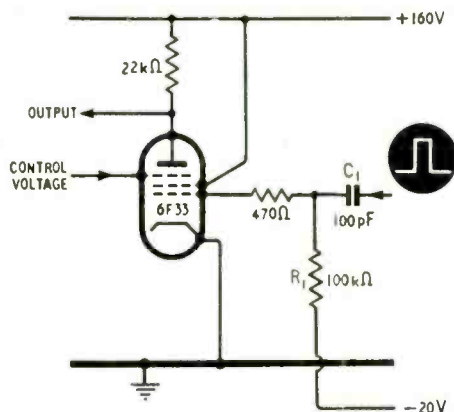


Fig. 2. Pentode gate circuit.

is conducting then its anode voltage has fallen from 135 V to 45 V and the grid voltage has risen from -30 V to +2 V, measured at the circuit end of the grid stopper. Exactly the converse has happened to triode (b). The source impedance of the anode circuit is low but the grid impedance is high.

When triode V1 (a) is conducting the circuit is said by convention to be "unset" or "off". A negative pulse applied to the terminal marked SET will drive the V1 (a) grid negative, effectively cutting it off, and the circuit will be unbalanced into the other state where V1 (a) is cut off and V1 (b) conducting. In this condition the circuit is said to be "set" or "on" and will maintain this condition indefinitely as long as the power is connected. Applying a negative pulse to the terminal marked UNSET will cut off V1 (b) and restore the circuit to its original "off" state. The functional diagram for this trigger circuit is shown in Fig. 1 (b).

The gate circuit is not so well known and has many forms, but the simplest and easiest to design, though by no means the cheapest, is the pentode gate shown in Fig. 2. This is maintained cut off by connecting the grid through R_1 to -20 V. The suppressor "control voltage" is held at about earth potential. If positive pulses of 20 V or greater are applied to the grid through C_1 , the valve will act as an amplifier inverter and the pulses will appear in the anode with a peak-to-peak amplitude of about

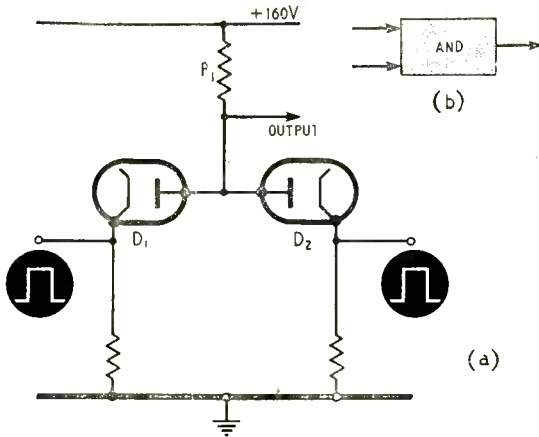


Fig. 3. Diode gate circuit (a) with functional diagram (b) of its use as a logical "AND" element.

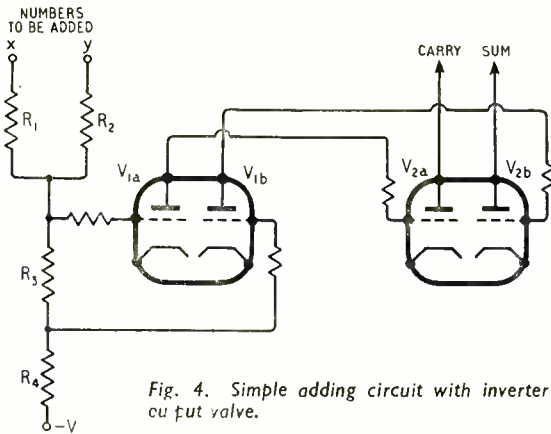


Fig. 4. Simple adding circuit with inverter cut put valve.

110 V. If the suppressor voltage is now brought down to -30V the electron stream will be prevented from reaching the anode and the amplified grid waveform will no longer appear there. This is a very attractive way of controlling a pulse stream, because the circuit is extremely tolerant to varying parameters. For example, the grid waveform can vary any amount from 20V amplitude upwards and the suppressor voltage anywhere from -30V downwards, short of insulation breakdown, without interfering with the proper gating action.

If a gate circuit can be tolerated which requires the upper and lower limits of the voltage swings to be well defined then the diode circuit of Fig. 3 will cost considerably less. The output lead, though connected to h.t. via R_1 , will not rise more than a few volts above earth because both diodes are conducting. If a positive square wave is applied to one diode, say D_1 , this produces no change because the diode will cut off, as its cathode is driven more positive than its anode (negative anode volts). If, on the other hand, a positive pulse is applied simultaneously to both cathodes, then the output lead voltage will rise to the level of the highest square wave, because neither of the diodes will be conducting for the duration of the pulse. D_2 has effectively controlled the waveform from D_1 . With germanium or selenium diodes the square waves are of 25V – 45V amplitude and must be derived from

a low impedance source such as a cathode follower or pulse transformer to minimize breakthrough via the finite ($500\text{ k}\Omega$) back resistance or capacitance of the diodes.

The diode circuit in Fig. 3 illustrates another use of the gate—as a "logical" element which produces an output pulse only when two pulses are applied simultaneously to its inputs. In this sense it is known as an "AND" gate (because it needs a signal at one input and another signal at the other in order to operate) and the corresponding functional diagram is shown in Fig. 3 (b). Other versions with different methods of operation are "OR" and "NOT" gates.

In most computers the arithmetic is performed in binary notation. This is a "scale of two" notation, in which there can be only two possible symbols used as against the ten in conventional arithmetic. The carry, or point at which the same symbols are used over again, occurs after the tenth in decimals but after the second symbol in binary. The effect of this is such that one added to one ($1 + 1 = 2$) causes a carry to occur because it is in effect adding half the radix value† to half the radix value. In decimals 5 is half the radix value, and $5 + 5$ is written $1 \leftarrow 0$, or more conventionally 10. In the case of binary notation 1 is half the radix, so that $1 + 1 = 1 \leftarrow 0$ or 10, which has a value of two decimal units.

It follows that binary two (or 10) plus binary two (10) will produce four as 100, four plus four will give eight as 1000, and so on, each binary place having double the value of the previous one. Thus we have:—

Decimal	0	1	2	4	8	16
Binary	0000	0001	0010	0100	1000	10000

Odd numbers are expressed as combinations of the above; for example, 5 in binary is produced by adding the symbol for four, 00100, to the symbol for one, 00001, and this gives 00101.

Because only two symbols are needed in binary notation they can be electrically represented in a computer as a voltage, say -100V , being either present or absent at some point in a circuit, or by a switch being either closed or open, or by any other two-state device such as a trigger or a gate. The next thing to consider is how such electrical equivalents of binary notation can be manipulated by electronic circuits to perform arithmetic operations. To begin with take the simplest case—addition. Here, the circuit will have to obey the following rules of binary addition:—

- Condition A $0 + 0 = 0$
- Condition B $1 + 0 = 1$
- Condition C $0 + 1 = 1$
- Condition D $1 + 1 = 1 \leftarrow 0$ (or 10)

All that is necessary, then, is to devise a circuit that will give outputs corresponding to the right-hand column of answers when inputs corresponding to the two left-hand columns of numbers to be added are applied to it. We may not be able to follow the arithmetic operations of such a circuit in the same way as we can, for example, the operations of a decimal adding machine, but that is simply because our minds are more accustomed to decimal notation. As long as the circuit obeys the binary rules, however, we can be sure that it will produce the right answers, and that is all that really matters.

† The radix value is the number on which the system of numeration is based. In the decimal system it is 10, in the binary system 2.

There are a number of different types of adding circuits, but a simple one that will give the answers for conditions A, B and C and partly for D is shown in Fig. 4. If by convention a binary digit (that is, a 1) is represented by a fall in voltage of 100 V, say from +150 V to +50 V, then condition A ($0 + 0 = 0$) means that the voltage at both x and y is +150 V and both halves of V_1 are conducting, because both grids are going positive with respect to earth. This results in no output from the anodes of V_2 (which is actually an inverter to counteract the phase reversal produced by V_1). Condition B ($1 + 0$) means that the voltage at x is low while y is still high, so the junction of R_1 and R_2 falls approximately 50 V. This results in the grid of triode (b) going negative because it is connected low down the voltage-divider chain R_3R_4 . The grid of triode (a) is still positive because it is connected higher up the chain. That is, (a) is conducting and (b) is cut off. After inversion by V_2 this results in a fall of voltage (representing a 1) from the "sum" output ($V_2(b)$ conducting) but nothing from the "carry" output. Condition C produces the same result as B because the junction of R_1 and R_2 again falls 50 V as before.

Condition D ($1 + 1$) means low voltage on both x and y , which caused a fall of 100 V at the junction of R_1 and R_2 . Section $V_1(b)$ is driven even farther negative with the same result as in conditions B and C, but $V_1(a)$ grid is now driven below cut-off for the first time and its anode voltage rises. The output after inversion now shows a digit (fall in voltage) on both lines, which is *not* correct. Only a "carry" digit should be present ($1 + 1 = 1 \leftarrow 0$) and $V_2(b)$ should not be conducting. A further valve must therefore be added to suppress the "sum" output for condition D. This takes the form of V_3 in Fig. 5 which shows the complete adding circuit. The grid of V_3 is fed from the anode of $V_1(a)$ which, as just described, is low under all conditions except the last, so that normally V_3 is cut off and has no effect; but under condition D the anode of $V_1(a)$ rises, causing V_3 to conduct, thereby

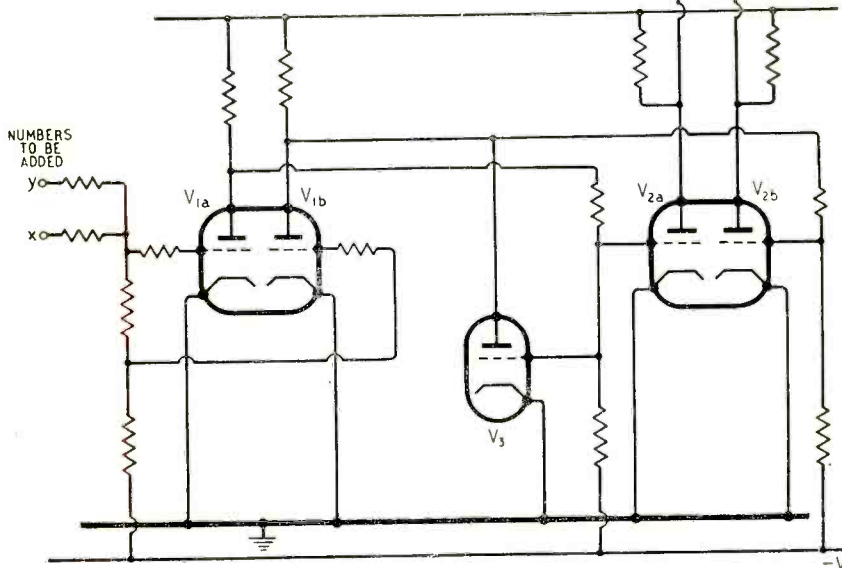


Fig. 5. Complete "half-adder" circuit developed from Fig. 4.

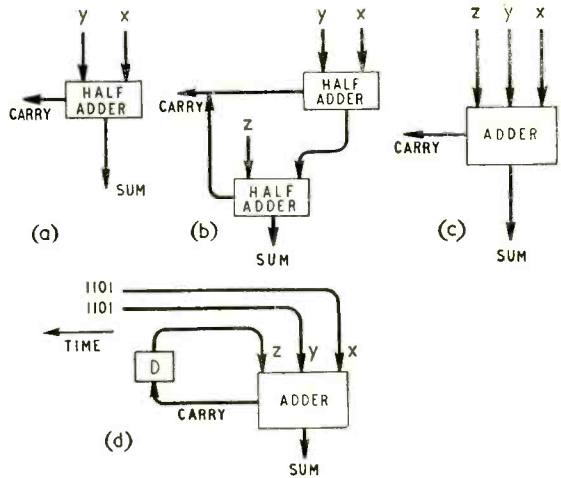


Fig. 6. Functional diagrams of (a) half adder, (b) complete adder with (c) its abbreviated form, and (d) an adder with a storage device for holding the "carry" output.

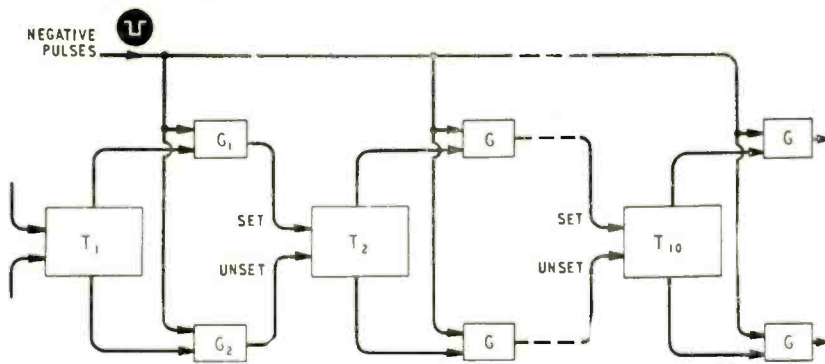
shunting the anode of $V_1(b)$ and effectively suppressing the "sum" output.

The type of circuit just described has become known in the computing world as a "half adder" and can be symbolized as in Fig. 6(a). The name springs from the fact that it will perform the addition of two binary numbers quite correctly but does not provide a means of accepting a "carry" produced by the addition of lower digits. For example, when one goes through the motions of adding $25 + 26$ like this:—

$$\begin{array}{r} 25 \\ +26 \\ \hline 51 \end{array}$$

one says "six plus five equals eleven, one down, and carry one." Then, "two plus two, plus one carried, is 5." Not only has $2 + 2$ been added to form a temporary answer of 4 but a second addition must be immediately performed to add the one and clear the "carry." Quite logically, then, a second identical circuit can be included in series with the first "half adder" to cope with the third input for the incoming "carry" digit. The symbolic circuit for an adder then becomes Fig. 4(b) with z as the third input, and this in turn can be abbreviated to Fig. 6(c).

The explanation will not be clear until it is realized that this adder will deal with, say, two 10-digit binary numbers presented simultaneously to the two inputs x and y in pairs in serial form, starting with the lowest value digit. For example, $13 + 13$ would look like



Left: Fig. 7. Shifting register for temporary storage of numbers necessary in adding.

1101 + 1101 and would be presented to the x and y inputs in the form shown in Fig. 6 (d). As each pair of digits is presented the addition may or may not form a "carry," but if one is formed it must be stored until the next higher value digit pair is presented and then added to the sum of this next pair via input z . The storage, represented by the device D in Fig. 6(d), need consist of nothing more complicated than a lumped-inductance delay line with a delay time equal to one digit period, or a trigger circuit (similar to Fig. 1) which would be "set" by the carry pulse.

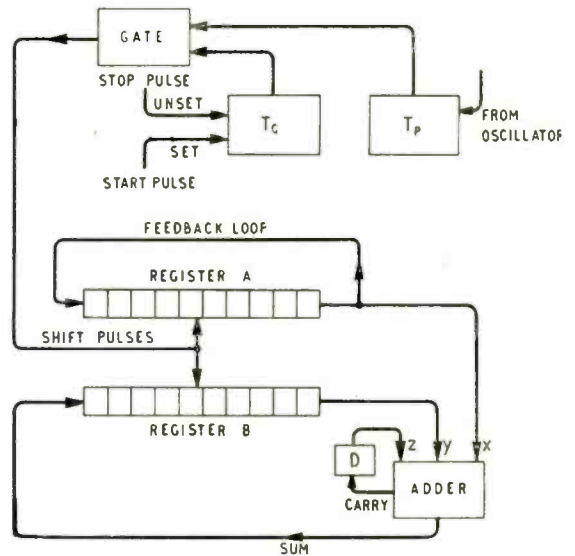
In most digital computers the numbers to be added are held in a storage system, say a magnetic drum, and they emerge in some kind of sequence as the drum rotates. In the ordinary way, then, the two numbers in Fig. 6(d) would not arrive simultaneously at the adding circuit. To achieve this type of presentation it is necessary to use an additional temporary store which will hold the first number until the second one arrives and then feed them both, a pair of digits at a time, into the adder. Such a storage system is usually known as a "shifting register."

If, as depicted in Fig. 7, ten trigger circuits are set up in a row they will store (by their states of operation) any discrete pattern representing a binary number of not more than ten digits. To get a number to shift along this row requires the addition of two gates between each trigger and a source of negative pulses. Trigger 1 controls two gates G_1 and G_2 such that G_1 is open and G_2 closed when T_1 is "set" and the reverse if T_1 is "unset." The gates are connected to the next trigger T_2 so that a pulse from G_1 will "set" T_2 while a pulse through G_2 will "unset" it.

Because T_1 governs which gate is open, then on the application of a negative pulse to both gates only one gets through and causes T_2 to assume whatever state T_1 was in at the instant of applying the pulse. Similarly T_2 influences T_3 , T_4 , and so on up to T_{10} . Thus the application of one negative pattern was in the register to shift one stage along. Applying ten pulses will shift the pattern right off the end unless the end pair of gates is connected back to the first stage, in which case the pattern will have recirculated back to its starting position.

It is now possible to assemble in one block diagram (Fig. 8) all components needed to perform the addition of two binary numbers. The sequence of events is as follows. Trigger T_P is continuously triggered by pulses derived from an oscillator. The resulting pulses from T_P are applied to a gate. A "start" pulse "sets" T_0 which opens the gate. The output of the gate causes both registers to shift their contents

Below: Fig. 8. Block diagram of system for adding numbers held in two shifting registers.



into the adder. The adder then sums each pair of digits and takes care of the "carries" as it goes, returning the sum to register B. Notice that register B loses its initial contents (if any) which are replaced by the sum, but on the other hand register A has a feedback loop so that not only does it present its digits to the adder but preserves them for future use. At the end of ten pulses T_0 receives a "stop" pulse, becomes "unset", closes the gate, and stops the action just as the digits in register A have returned to their initial positions and the sum is complete in register B.

The same equipment can be used to do multiplication. To multiply, for example, $3 \times 4 = 12$ the binary equivalent of 3 is inserted in register A, zero into register B, and the circuit is made to perform four addition cycles. The 3 will then be added four times to the contents of register B (initially zero), which gives:

$$0 + 3 + 3 + 3 + 3 = 12$$

How the machine causes the value of the multiplier factor to control the addition cycles will be explained later.

Before continuing it may be of interest to look at the practical circuitry of the part of Fig. 8 comprising triggers T_0 and T_P and the gate. In Fig. 9, trigger T_0 (V1) is providing a controlling voltage from its grid circuit via a cathode follower, V2, to the suppressor of gate V3. The grid of V3 is supplied with a train of square waves derived from trigger T_P (V4). It is

assumed that V4 is being triggered by some externally generated stream of pulses at, say, 30 kc/s. As the grid swing of a trigger is -30 V to $+2\text{ V}$ then if V1 is "set" the pentode gate V3 is open (suppressor at $+2\text{ V}$) and the amplified inverted pulses will appear in the pentode anode circuit; but if V1 is "unset" then the gate is closed because its suppressor is at -30 V . Notice that there is no isolating cathode follower between trigger V4 and gate V3 because the grid is the first element in the pentode electron stream and contains very little modulation which might accidentally upset trigger V4.

To return to arithmetic operations, subtraction can be achieved, apart from building a subtractor, by using the adder to add numbers in complement. A complement is the difference between a number and its radix value. In decimals they are:—

Number	1	2	3	4	5	6	7	8	9	10
Complement	9	8	7	6	5	4	3	2	1	0

which is ten variations and would be quite difficult to produce automatically; but binary comes to the rescue once again because there can only be two:—

Number	1	0
Complement	0	1

which in practice simply means inverting the voltage swings with a valve so that a falling voltage becomes a rising voltage.

Why adding a complement is tantamount to subtracting a true, will be easier to understand in decimals. Take for example the subtraction $6 - 3$. The complement of 3 is 7, so if we add 7 to 6 we get $6 + 7 = 13$. Ignoring the "carry" the answer is correctly 3.

It will now become clear how the cycles of multiplication mentioned above can be controlled by a number. If our example 3×4 is taken, then the figure 4 is placed in complement (6) into some counter whose capacity is exactly 10. At the end of each cycle of addition the counter is arranged to advance one step, so that at the end of the 4th cycle the counter will

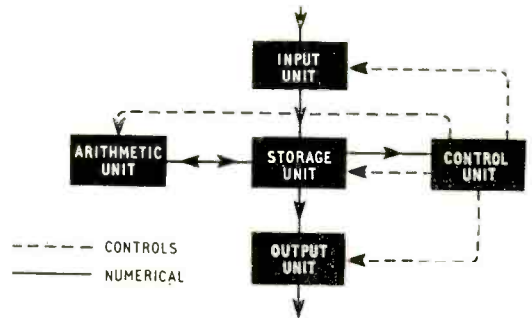


Fig. 10. Simplified block diagram of complete computer.

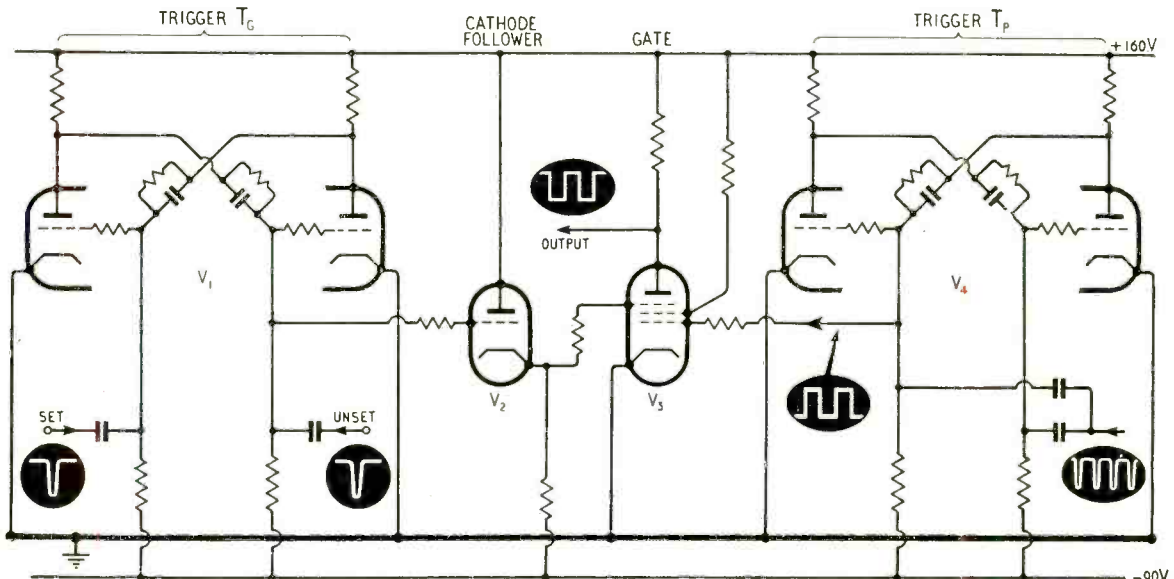
"spill over" (because $6 + 4 = 10$) and this "spill over" can be used as a "stop pulse" in Fig. 8.

Division is very much the reverse of multiplication in that one factor is repeatedly subtracted from the other, and a tally of the number of times a subtraction is successfully achieved is accumulated in a counter. For example $8 \div 2$ is performed as $8 - 2 - 2 - 2 - 2$, the answer being 4 subtractions of two. The action is stopped as soon as 8 is reduced to zero or, in the case of an imperfect divisor, becomes a negative value.

To describe all the other circuits of a digital computer would be outside the scope of this article, but it may be helpful to glance at the general organization of a typical machine. The block diagram Fig. 10 gives some idea of this. The whole of Fig. 8 and some other circuits for doing arithmetic operations have been condensed into the block marked "arithmetic unit." The other blocks contain equipment built from similar "bricks" but connected to perform different functions.

First of all the "control unit." The job of this unit is to feed out to the whole of the rest of the machine trains of pulses and start/stop pulses as they may be required, also d.c. voltages to gates for routing numbers from one unit to another. It will activate these controls when instructed to do so by means of "program" numbers (instructions) delivered to it from a "program" section of the storage unit.

Fig. 9. Circuit of system for producing a predetermined number of shift pulses in Fig. 8.



This storage unit consists of two sections, usually of a magnetic drum, capable of storing 2,000 or more groups of binary digits, each group (known as a "word") containing approximately 32 binary digits. One section stores the numbers upon which arithmetic is to be performed while the other is the "program" section devoted to storing instruction numbers. The storage system as a whole will be capable of sending numbers to the control unit, sending to and receiving from the arithmetic unit, and sending to and receiving from the input and output units.

These input and output units can take many forms, from magnetic tape to typewriters, and they contain electronic circuitry for coding decimal numbers to binary notation and decoding back again. Punched-card reading and printing equipment is used a great deal, and a typical card for use with this is shown in Fig. 11. From the top to the bottom of the card there are ten possible places to punch a hole, 0 to 9, so that a hole punched three positions down will have a value 3. The column or position from the right-hand edge of the card will signify its decimal value, i.e., 3 punched in the second column will have a value of 30. As very few numbers require more than ten columns, lines are drawn down the card to segregate each number, the sections between lines being known as fields. Fig. 11 shows 30 punched in the first field and 123 in the second. These cards, when passed




Fig. 11. Typical punched-card for feeding numbers into a computer.

by means of rollers through the machine (usually at about 100 per minute), allow contacts to drop on to a sensing roller wherever a hole is punched. The impulses from these contacts are then fed via a coding device to the storage unit. The punched-card output unit consists of a printing machine in which 80 letters in a complete line of type can be printed simultaneously. This gives a rate of typing equivalent to 1,000 words a minute. Outgoing information from the storage unit feeds via a decoder to electromagnets controlling the setting of the type bars.

Finally, it is as well to recall that this article is an introduction to computer circuits in general and is not intended to represent any particular machine. Though it is quite feasible to build a computer with as few as 5 different types of circuit, most machines have 20 or more. The S.E.A.C. machine in the U.S.A. on the other hand is said to use only 3 types in its "logical" circuits.

VERY LOW FREQUENCIES FROM TAPE

IN the conventional magnetic tape reproducer the output voltage from the head is proportional to the rate of change of flux induced by the tape. Consequently, for a constant peak induction the output falls with frequency at 6 dB per octave and at very low frequencies the output may be little more than the hum and noise level of the amplifier. This is not likely to occur at audio frequencies but would preclude the use of magnetic tape for data recording which involves infra-sonic frequencies.

A special type of head has been evolved by E. D. Daniel (B.B.C.) for this type of work and is described in the *Proceedings of the Institution of Electrical Engineers*, Part B, No. 4, Vol. 102 (July 1955). The object of the design is to derive an output which is proportional to the magnitude and not to the rate of change of flux; the system can, in fact, be used to explore a transient slowly and in detail.

The basic principle is to cause the signal flux to modulate a high-frequency flux (which does not, in fact, reach the gap) and to pick up the resultant product by means of a search coil. There are points of similarity with a second-harmonic magnetic modulator and with a sensitive magnetometer described

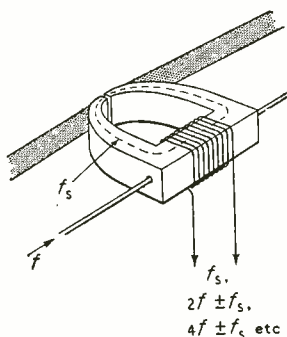
by T. M. Palmer (*Proc. I.E.E.*, Part II, October 1953).

In the accompanying simplified diagram it will be seen that the back leg of the magnetic core of the head encloses a single straight conductor, arranged symmetrically along the axis of a coil wound over the outside of the core. The latter is conveniently built up from pieces of one of the ferrite materials with grooves ground to fit on each side of the wire. A current of the order of amperes at a high frequency f in this wire generates a cylindrical flux inside the core, but as the linkage with the coil is small there is no significant output until a polarizing flux f_s due to the signal is applied in a direction at right angles to the high-frequency flux. The magnetic characteristics of the core material, which is being worked near saturation, will also no longer be symmetrical, and even-order harmonics, of which the second is the most important, will appear in the coil. After passing through a band-pass filter to select the second-term products, the output is fed to a balanced phase-sensitive detector in which the "carrier" frequency is balanced out by a variable-phase auxiliary oscillator ($2f$).

The head is sensitive to stray fields and must be well shielded. Any residual flux can be balanced by a d.c. current (of the order of microamperes) through the coil.

To take full advantage of the system the length of contact between tape and head should be at least half a wavelength of the lowest recorded frequency, but even with standard core shapes the published response shows no falling off below 1 c/s at a tape speed of 1 in/sec.

It is suggested that the system will find its chief application where low frequencies and long playing time are required as in cardiography or encephalography, when it may be necessary to keep observation of long periods for possible abnormalities.



Simplified diagram of flux-sensitive, low-frequency magnetic reproducing head.

Component Tolerances

By H. S. JEWITT, B.Sc.(Eng.)*

A Reminder of Their Effects on Circuit Performance

IT is often thought that the function of the circuit design engineer is to produce a circuit that will meet a given specification. This is, of course, quite correct, but one aspect of his job which tends to be overlooked is that he must also be what, for want of a better term, may be called a tolerance engineer. To produce in the laboratory a circuit to perform some operation may or may not be difficult according to the complexity of the required operation, but this is not enough: it is vital to ensure that the circuit can be reproduced in even small quantity production with an acceptable performance, as otherwise the design side of the work has been wasted. To this end, the effect of variation of the circuit components on the circuit performance must be examined, bearing in mind the fact that component manufacturers must, of necessity, be allowed some latitude in the values of their production components.

This examination must be practical in its approach. It is possible to specify highly accurate components in many places in a circuit and thereby produce a level of performance which may be unnecessarily high and will certainly be very costly. As an instance of this, the resistor may be considered. The ordinary composition resistor is a cheap component and is commonly available in tolerance ranges of $\pm 5\%$, $\pm 10\%$, and $\pm 20\%$, the price varying, of course, with the tolerance demanded. The wire-wound resistor and the high-stability carbon type are both available with better tolerances, $\pm 2\%$ or $\pm 1\%$ or even better: but these components are much more expensive than the composition resistor, and replacement of a large proportion of the composition resistors in an equipment by the high-accuracy types might well double or treble the cost of the equipment. It may be that the level of performance demanded is such that this has to be accepted, but this is a rare case, and it should be the aim of the tolerance examination to make certain, not only that the circuit performs satisfactorily when component tolerances are taken into account, but also that high-accuracy components are called for only when it is strictly necessary that they should be used. A very practical point about the use of such components which probably lies within the experience of most design engineers of today is that delivery dates tend to be months later than those for the lower-grade components.

Another aspect of tolerance engineering is to determine what the circuit performance will be with specified components. It is well known that, for example, a wire-wound resistor is not a practical resistor for use in an i.f. amplifier at, say, 60Mc/s centre frequency, and neither, generally, is a spiral-track high-stability resistor. Thus, the designer of such a circuit must accept the fact that he has no

option but to use composition resistors, and decide (a) whether his chosen circuit will give the desired performance with the tolerances of these components or (b) whether some other configuration would give a better performance with these tolerances.

It should be, but unfortunately is not always, realized that to find a resistor colour-coded 1000 ohms whose value is exactly 1000 ohms is a rarity, and that, for a $\pm 10\%$ tolerance, the value may lie anywhere between 900 and 1100 ohms. Nor is it correct to assume that the majority of a given batch of components will have values centred closely around the nominal value, particularly for the larger tolerances: they tend, rather, to have values which lie in two bands towards the two edges of the permissible range of values for the given tolerance. The circuit component which is an exception to this is the valve; a given batch of valves tends to have parameters centred closely about some value in the permissible range of those parameters, the value usually differing for different batches of valves. Thus, it is most important to know what the expected performance variation with component tolerance will be.

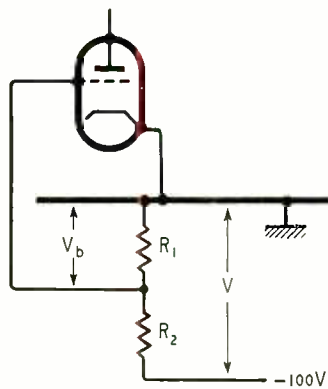


Fig. 1. Typical biasing circuit to illustrate the effects of component tolerances.

Practical Example

A simple example of this might be a biasing chain as shown in Fig. 1. In this circuit, R_1 and R_2 form a potentiometer network across the 100-volt negative supply to provide the correct bias voltage for the valve grid. Let it be assumed that the valve anode current is to be cut off; in some possible circuits a very small flow of anode current could cause the valve power dissipation rating to be exceeded so that this requirement is not a fictitious one. If the valve data is consulted, it may be found that the nominal cut-off voltage is -10 volts. Then R_1 and R_2 may be chosen to produce a little more than this minimum value: the values chosen might well be $R_1 = 5.6$ k Ω , $R_2 = 47$ k Ω , and the resultant bias is then -10.6 volts. But if these resistors are selected to a 20% tolerance, and R_1 is at its minimum value ($= 4.48$ k Ω) and R_2 at its maximum value ($= 56.4$ k Ω), then the bias might fall to 7.35 volts. It is very clear that the choice made, of a 20% tolerance, will lead to un-

* Decca Radar.

satisfactory performance in a large number of the sets built using this circuit. Reduction of the tolerance limit to 5% effects an improvement, and gives a possible minimum bias level of -9.73 volts. If the nominal bias level, that is, the level with both resistors at their nominal value, be now raised from 10.6 volts to a value of about 11 volts, the valve will always be cut off.

So far, attention has been focused on the potentiometer network, and it has been seen that the effect of resistor tolerance can be satisfactorily overcome. Now the valve itself must be considered. The manufacturer states that the cut-off bias is -10 volts for a nominal valve, and, in fact, if he is consulted, he will state that the possible spread of cut-off voltage for the valve type is from -7 to -13 volts (taking typical figures). In the light of this information, the whole problem has to be reconsidered, with a new minimum bias level of -13 volts as the target, requiring a nominal level of perhaps -14.5 volts. The alternative is, of course, to recognize that an equipment in which all parameters simultaneously assume their worst possible values will be rare, and that this equipment may be rejected: but this can be a dangerous practice, for it leads to a relaxation of standards and possibly to future servicing difficulties with the equipment. Whichever philosophy is adopted, these tolerance calculations must be done at a very early design stage if they are going to be done at all. This may be explained by slightly extending the example above. Let it be assumed that the valve is to be triggered by a positive trigger pulse which must drive the grid to zero grid voltage for satisfactory triggering. Then the original bias level requires a trigger pulse of 10 volts, and the final bias level one of 14.5 volts amplitude. Such a change in triggering pulse level is considerable: if the complete equipment had been designed and built without a consideration of tolerance effects, and it had been found, by experience, that this change was necessary to obtain a satisfactory performance, a complete redesign might well be needed to produce it.

Mathematical Approach

The example of tolerance effects considered above has been a simple one. It should be noted now that the use of the mathematical differential of the circuit equation will eliminate much laborious arithmetic, provided that it is realized that the differential approach only gives exact answers for infinitesimally small changes: but it is sufficiently accurate for this purpose over normal electronic engineering tolerances. Thus the bias voltage V_b of Fig. 1 may be expressed as

$$V_b = \frac{R_1}{R_1 + R_2} \cdot V$$

This expression may be differentiated with respect to R_1 , assuming R_2 to be constant, and then with respect to R_2 , R_1 assumed constant, to produce two equations relating the change of V_b to the changes of R_1 and R_2 . These equations are

$$\frac{dV_b}{dR_1} = \frac{R_2}{(R_1 + R_2)^2} \cdot V \quad (R_2 = \text{constant})$$

$$\frac{dV_b}{dR_2} = -\frac{R_1}{(R_1 + R_2)^2} \cdot V \quad (R_1 = \text{constant})$$

Then the change of V_b for a change dR_1 in R_1 is given by

$$dV_{b(R_1)} = \frac{R_2}{(R_1 + R_2)^2} \cdot V \cdot dR_1$$

and similarly for $dV_{b(R_2)}$, and, since interest here lies in the minimum value of V_b , this can be stated as

$$V_{b(\text{min})} = V_b - dV_{b(R_1)} + dV_{b(R_2)}$$

The positive sign for $dV_{b(R_2)}$ is necessary since the sign of the differential is negative, indicating that V_b decreases as R_2 increases.

This simple example indicates both the need for, and the solution to, tolerance engineering of electronic circuitry, and, in general, this may be done, circuit by circuit, for the whole of an equipment. The process tends to become laborious for a large equipment, but it is hoped that the necessity for it has been adequately established. In more complex circuits, the same method may be used to great effect; the circuit equation is generally known from the design process, and differentiation of it is not generally difficult, whereas the arithmetic involved in considering the variation as applying to each component in turn with numerical values is often staggering. It is not proposed to give an example of this, as every case is a special one in this work, and no useful purpose could therefore be served.

Preset Adjustments?

From what has been said so far, it will be clear that one method of solving the problem of performance variation with component tolerance is the use of preset adjustments. Thus, in the example above, a suitable portion of R_1 and R_2 could be inserted in the form of a variable potentiometer, which could be set on each individual unit to give a suitable cut-off bias for the valve. This seems, at first glance, to eliminate the whole need for tolerance engineering, but this is a false conclusion. The preset itself has tolerances, and its value must be so calculated that its range of adjustment covers the tolerance variation of R_1 , R_2 , the cut-off bias voltage, and itself, so that tolerance examination is still necessary. The whole of R_1 and R_2 could be made a potentiometer to avoid tolerance calculations (the brute force attack) but this must give only a rough control over V_b , and may also need a large component to dissipate the power involved.

The biggest objection to this solution to the problem is that, remembering the number of circuits involved in almost any piece of equipment, the numbers of preset controls needed would be fantastic. It is probable that some presets must be used, and indeed should be used to provide a good level of performance, but the number of these must be cut to the bare minimum, on both cost and convenience grounds. The cost angle needs little elaboration—a variable resistor is more expensive than a fixed one. Convenience is a factor affecting the ultimate user of the equipment. Adjustment of presets is necessarily a job for a skilled man, who is neither always available nor cheap to employ, so that his attentions should be needed as little as possible. The user himself rapidly gets a poor opinion of a set needing frequent skilled attention. Last, but not by any means least, it is surprising how many people, whether skilled or unskilled, cannot resist the temptation, if they see a knob or other means of adjustment, to twiddle it

So, presets must be reduced to the minimum and preferably be hidden away, with screwdriver slots rather than knobs and possibly locking devices in addition. In the process of hiding them away, however, it is as well not to forget that they do need adjustment, and to arrange things so that the preset and the indicator by means of which it is being set can be effectively used by people of normal proportions, with their eyes in the normal places. Few things are quite so irritating to the maintenance engineer as finding that the only person able to adjust a given preset is a dwarf with four-jointed 8-ft arms and eyes on flexible stalks.

It is usually possible to select the value and position

Modified A.F. Millivoltmeter

THIS instrument is based on the design for an audio-frequency valve voltmeter by S. Kelly†, and incorporates additional features to meet specific requirements.

An instrument was first built to the published design, incorporating a meter having a full-scale deflection of 1 mA, with a copper-oxide bridge rectifier and a suitable series resistor. This performed quite well, but it soon became apparent that operation of the range switch was accompanied by switching transients in the meter.

Consideration showed this to be due to the fact that the range selection potential divider acts as such, not only to a.c., but also to the standing cathode current of the first valve. When changing, for example, from the $\times 1$ to the $\times 0.1$ positions, there is a change of about 30 volts in the d.c. potential at the moving arm of the switch, and, owing to the good l.f. response of the amplifier, this appears as a surge at the output.

In the modified design the cathode resistor is separated from the potential divider, feeding the latter through a large capacitor which blocks the d.c. but offers low impedance to a.f. No alterations to the values of the resistors are necessary. The cathode resistor may be of the order of 50 k Ω , and a high-stability type is unnecessary. The effective impedance of the cathode-follower load is approximately halved by this arrangement, thereby reducing the maximum signal which can be handled without distortion, but this will not usually be a material factor.

Some difficulty was experienced with the original design in securing a linear scale. This is, of course, a normal feature of rectifier-type voltmeters, due to the characteristics of metal rectifiers. The meter which it was desired to employ had a resistance of 50 ohms and a full-scale deflection of 1 mA. A curve was plotted (Fig. 1) showing the relationship between scale reading and applied voltage when used with an instrument-type bridge rectifier and a series

resistor of 3,800 ohms. A further curve was taken with the same meter and a pair of germanium diodes in a half-bridge circuit as shown in Fig. 2. This curve (not reproduced) showed a higher degree of linearity owing largely to the higher current being drawn with this circuit.

It is hoped that this article will underline the need for tolerance engineering at a very early stage in the design process. The importance of this, and of its solution in terms of adequate performance and reduced cost, cannot be over-estimated in an industry in which ever-increasing circuit complexity poses new problems of economic manufacture and satisfactory use of equipment.

Reduced Switching Transients and a More Linear Scale

By R. SELBY*

A linear scale is obtained in commercial multi-

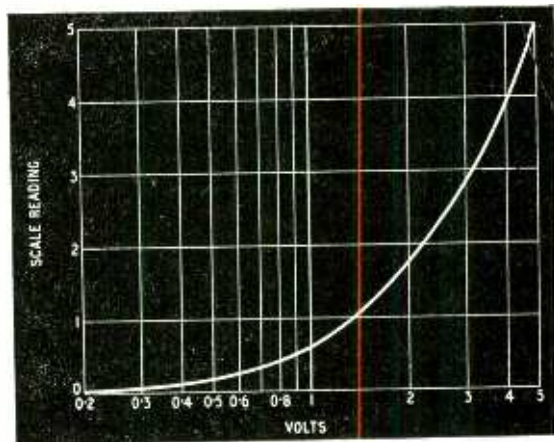


Fig. 1. Calibration using a 0 to 1-mA meter in a bridge rectifier with a 3800-ohm series resistance.

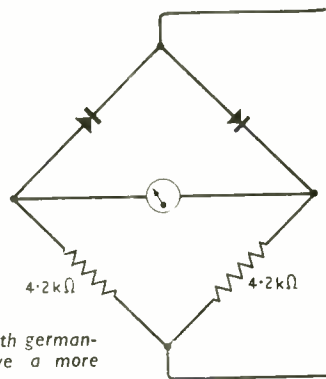


Fig. 2. Meter circuit with germanium diodes which gave a more linear calibration.

* Metropolitan Relays Ltd.
† *Wireless World*, June 1951.

purpose test meters, but only at the expense of lower resistance and higher consumption than on the corresponding d.c. range. For example, the latest model of a very widely used instrument consumes 10 mA at f.s.d. on the 10-V a.c. range and 40 mA on the 2.5-V range, whilst another model consumes 5 mA at 10 volts. The use of such meters externally as the indicating device in the original valve voltmeter circuit imposes certain restrictions on accuracy. At low frequencies the reactance of the coupling condenser becomes appreciable in relation to the meter resistance, whilst the impedance of the load presented to the cathode follower is so low as to reduce seriously the undistorted output.

One method of overcoming this difficulty is to employ a low-consumption meter with a specially calibrated non-linear scale. This course did not appeal to the writer who is more at home with a soldering iron than a draughtsman's pen. In the original version it was possible to overcome the difficulty to a reasonable extent by feeding the meter through a fairly high series resistor, so that variations

in rectifier resistance represent only a small fraction of the total resistance in circuit. Clearly, sensitivity is lost. In many designs, the meter is fed from a pentode or high-impedance triode in order to improve linearity.

In the modified design, the cathode-follower output has been retained, but the meter has been placed in the negative feedback circuit, thereby substantially linearizing the scale shape. It was found that with this system there was no visible difference in linearity between the copper-oxide full bridge and the germanium half bridge types of rectifiers.

A further difficulty arose when attempts were made to modify the ranges. For the writer's purpose, the desired scales ranged from 0-50 mV to 0-5 V only, and it was hoped that this reduction in sensitivity, together with improved long-term stability, could be achieved by increasing the percentage of negative feedback. Unfortunately this was found to cause serious instability, the meter swinging violently at a periodicity of 2 or 3 c/s.

The circuit was therefore finally modified to that

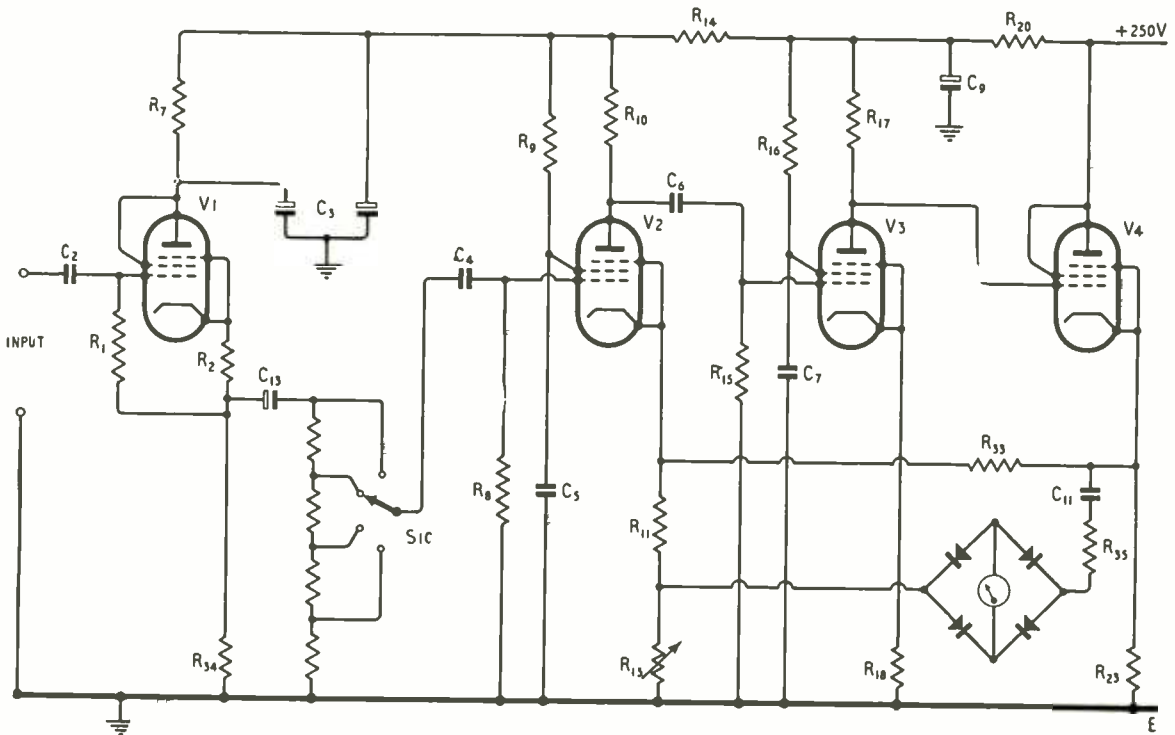


Fig. 3. Modified circuit in its final form. Components are numbered to conform with the original circuit (June 1951).

List of Components

R ₁	2.2M Ω	R ₁₆	390k Ω	C ₃	16 + 16 μ F
R ₂	3.3k Ω	R ₁₇	100k Ω	C ₄	0.5 μ F
R ₇	50k Ω Wire-wound	R ₁₈	680 Ω	C ₅	0.5 μ F
R ₈	470k Ω	R ₂₀	10k Ω Wire-wound	C ₆	0.5 μ F
R ₉	570k Ω	R ₂₃	10k Ω Wire-wound	C ₇	2 μ F
R ₁₀	100k Ω	R ₃₃	890k Ω High-stability	C ₉	16 μ F
R ₁₁	470 Ω Wire-wound	R ₃₄	47k Ω	C ₁₁	8 μ F Metallized paper (or "Superlytic")
R ₁₃	50 Ω Variable	R ₃₆	3.8k Ω High-stability	C ₁₃	8 μ F (T.C.C. "Superlytic")
R ₁₄	20k Ω	C ₂	0.01 μ F	V1, V2, V3	6AM6 or EF91
R ₁₆	100k Ω				

shown in Fig. 3, from which it will be seen that the amplifier (V3) is now direct-coupled to the cathode-follower output stage, whilst a direct-coupled feedback path is now provided through R_{33} from the output valve cathode to the cathode of V2. Two sources of phase variations are thus removed and a very high feedback factor may be used without trouble, if required.

A second feedback path is provided by returning the meter also to the cathode circuit of V2. Apart from the normal overall improvement to the amplifier, this has two beneficial effects. The reactance of the coupling condenser C_{11} no longer introduces error at low frequencies and the meter scale becomes substantially linear, because variation in rectifier resistance introduces a compensatory variation in the gain of the amplifier. It was found, however, that there is a limit to the amount of feedback which can be used in this path without instability. This again showed itself as a surging or oscillation at very low frequency. The procedure in choosing component values is, therefore, to apply the maximum feedback in the meter circuit compatible with stability, after which selection of R_{33} may be made in accordance with the overall sensitivity desired. This will be determined by the ranges required and the particular meter used. The resistor values quoted relate to the meter and ranges referred to earlier. It should be noted that although the lowest range has been raised to 0-50 mV, this does not imply that the highest may be 0-50 V, since such a signal would overdrive the input cathode follower.

A few other small modifications should perhaps be explained. The cathode bias resistors of V2 and V3 have higher values than the 100 ohms shown in the original circuit. Using 6AM6 or EF91 type valves, 100 ohms gives only about 0.3 V bias. Further, the use of higher values, unbypassed, introduces some secondary feedback within the main loop, thereby improving stability. The screen feed resistor of V3 has been reduced from 470k Ω to 390k Ω in order to lower the anode potential of V3 and therefore the grid potential on V4. The suppressors of V1 and V4 have been strapped to the cathodes rather than the anodes, to conform with the valve makers' recommendations. The use of 0.5 μ F condensers for coupling and decoupling in place of 0.25 μ F has no significance—a quantity of 0.5 μ F condensers were available.

The grid resistor of V2 is returned to earth instead of to the lower end of R_{11} as in the original circuit, since it was found that this was one cause of the meter surging during range switching. This is due to the removal of feedback during the momentary break in the circuit when the switch arm is moving from one contact to the next. Hum and signal leakage (by stray capacitance) are temporarily amplified with the full gain of the amplifying stages. This can be seen more easily by re-drawing the essentials of this part of the circuit as in Fig. 4. This trouble would not arise with a switch which shorted adjacent contacts during rotation. It is desirable to screen C_4 and its associated wiring to reduce signal leakage by stray capacitance, when a non-shorting type of switch is used.

The condenser C_{13} coupling the cathode of V1 to the potential divider should be of large capacitance but small physically. A T.C.C. "Superlytic" 8 μ F, 150-V working type was used, and it was found possible to dispense with C_{13} , provided one remem-

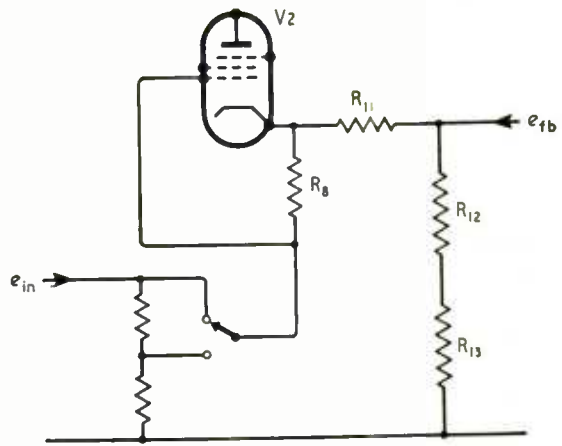


Fig. 4. Simplified detail of grid-cathode circuit of V2 to show possibility of hum and signal leakage amplification when the range switch breaks contact between adjacent positions.

bered to leave the range switch on its least sensitive position for a minute or so after first switching on from cold, in order to allow polarization to become complete. This type of capacitor has an insulation resistance, after polarization, approaching that of paper types. However, as at the time of writing it is not yet widely available, a normal electrolytic may have to be used in many cases, when C_1 must be retained to isolate the grid of V2 from d.c. leakage. The calibration checking arrangements given in the original description may be retained, but have been omitted from the diagram for simplicity, as has the power supply section.

One desirable feature not incorporated would be automatic protection against accidental meter overload. This might possibly be achieved to some extent by reducing the resistance of R_{23} to a figure which would cause the output to flatten off slightly above that required for full-scale deflection of the meter.

Television Interference

DURING some experimental work on a two-band television tuner it was found that some interference with Channel 1 was being experienced from Channel 9. The set had the new standard intermediate frequencies of 34.65 Mc/s vision and 38.15 Mc/s sound.

For Channel 1 the oscillator was at 45+34.65=79.65 Mc/s. Its second harmonic was thus 159.3 Mc/s. The difference frequency from Channel 9 was 194.75-159.3=35.45 Mc/s, which was within the vision channel i.f. pass band of 34.65-37.15 Mc/s. It thus produced a beat of 35.45-34.65=0.8 Mc/s with the Channel 1 intermediate frequency and a corresponding bar pattern on the picture.

This effect was experienced in a district near Alexandra Palace where the Band III signal is relatively weak. It would obviously be more likely to occur near the Channel 9 transmitter where the conditions would be reversed. It should be emphasized that the equipment used was experimental and that no difficulty was found in overcoming the interference. At the time an r.f. coupling circuit effective in both bands was being used as a temporary measure, so that the tuner had only one effective signal circuit to discriminate against the effects. Most commercial sets have tuners with three such circuits and conditions would have to be very unfavourable for it to occur with these.

Manufacturers' Products


NEW EQUIPMENT AND ACCESSORIES FOR RADIO AND ELECTRONICS

New Single-sideband Receiver

THE receiver illustrated is the Racal Type RA9 which has been developed in conjunction with the R.A.E., Farnborough, for ground use in ground-to-air single-sideband radio-telephone communication in the frequency band 2.5 to 20 Mc/s.

Frequency control of the carrier re-insertion oscillator is facilitated, first, by employing a temperature-stabilized crystal oscillator and, secondly, by not entirely suppressing the carrier, but radiating one with an amplitude inversely proportional to the average depth of modulation. Thus in the absence of modulation the carrier is radiated at maximum transmitter power and reduced to a low level with full modulation. This system provides a strong, but intermittent, signal for operation of the a.f.c. circuits in the receiver.

The advantages claimed for single-sideband operation are: improved signal/noise ratio (about 9 db), freedom from selective fading and cross modulation and more economical operation of the transmitter. Some features of this particular receiver are: sensitivity $1\mu\text{V}$ input for 25 db signal/noise ratio up to 10 Mc/s and 20 db over; unwanted sideband rejection better than 55 db; a.f.c.



Racal Type RA9 single-sideband receiver for ground-to-air communications in the band 2.5 to 20 Mc/s.


capture range (deviation from nominal transmitter frequency over which control is effective) 600 c/s with filter in and 3 kc/s without; a.f. output 2 watts (for 2.5% distortion) with 3 or 15 ohms load and 1 mW into 600 ohms load for P.O. lines. A self-contained monitor loudspeaker is operated at about 0.25 W.

The makers are Racal Engineering, Ltd., Western Road, Bracknell, Berks.

F.M. Tuner Coils

A SET of six coils for the f.m. tuner described by S. W. Amos and G. G. Johnstone in our April and May issues this year is now obtainable from Copy Windings, Healey Lane, Batley, Yorkshire, the price being 47s 6d. They are wound on the specified sizes and types of former with all windings correctly dimensioned and securely fixed in position.

The ratio detector transformer, together with two GEX34 crystal diodes and capacitors C_{28} , C_{30} , C_{31} and C_{32} are neatly packed into a $\frac{1}{8}$ -in square can measuring $2\frac{1}{2}$ in high. The two i.f. transformers are assembled in the same size of can and the capacitors C_{26} , C_{21} , C_{24} and



Set of coils for WIRELESS WORLD F.M. Tuner made by Copy Windings.

C_{23} are actually of closer tolerance than specified, being $\pm 2\%$, which is all to the good.

Oscillator, r.f. and aerial coils are each housed in $\frac{1}{8}$ -in square cans $1\frac{1}{2}$ in high, and in the samples sent to us C_1 was included with L_1 and L_2 , but C_9 was omitted from the oscillator assembly.


Electrostatic "Tweeters"

DESIGNED for frequencies from 5 to 20 kc/s, the LSH75 loudspeaker unit is of the two-electrode type with a gold-sputtered polythene diaphragm and perforated metal fixed plate. It measures $3\text{in} \times 3\text{in} \times \frac{1}{4}\text{in}$ and weighs $1\frac{1}{2}$ ounces. Normally it is connected to the anode of the output stage through a simple high-pass R-C filter and is polarized from the h.t. supply (max. working voltage 300). The capacitance is 800pF and the power-handling capacity in the designed frequency range is up to 6 watts.

For powers up to 10 watts, the LSH100 is recommended by the makers. This measures $5\text{in} \times 4\text{in} \times \frac{1}{4}\text{in}$ and is enclosed in a composite metal and plastic case with louvres for the sound outlet; the weight is $3\frac{1}{2}$ ounces.

The price of the LSH75 is 12s 6d and of the LSH100, 21s. The units are handled by Technical Supplies Ltd., 63 Goldhawk Road, London, W.12.

Type LSH75 and (right) LSH100 electrostatic loudspeakers.



MICROWAVE HARBOUR BEACON

*Navigational Aid Using
Transistors for Small Craft*

By A. L. P. MILWRIGHT*

THE beacon described here was developed for the Ministry of Transport and Civil Aviation by the Admiralty Signal and Radar Establishment as an aid to entering harbour in bad visibility for craft which are too small to carry a standard marine radar, such as are found in the herring drifter fleet. The system is an adaptation of the old Lorenz type of landing aid for aircraft and consists of a 3-cm radar type transmitter mounted at a harbour entrance and radiating from two aerials which have overlapping beams. The transmitter is so sited that the line of intersection of the two beams is along the safe course line for entering harbour, as shown in Fig. 1. The transmissions consist of pulses of approximately $0.25 \mu\text{sec}$ duration with a repetition rate of 1,000 p.p.s. The output of the transmitter is switched in turn to each of the aerials in such a sequence that the morse letter B (— · · ·) is transmitted from one aerial and the morse letter V (· · · —) from the other aerial. The characters of one letter are transmitted during the period of the space intervals between the other letter with the result that along the line of intersection of the two beams where the amplitude of the signals from each aerial is equal, a continuous signal is received as is shown in Fig. 2.

The shore-based transmitter and modulator unit are mounted immediately behind the aerial (Fig. 3) and consist of a free running blocking oscillator (CV73) which produces a $0.3\text{-}\mu\text{sec}$ pulse at 1,000 p.p.s. This is cathode coupled to a hard valve modulator (CV73) the output of which is capacity coupled to a magnetron (M503). The magnetron delivers a pulse of $0.25 \mu\text{sec}$ duration with a peak power of 7 kW and the output is fed to each of two aerials in turn via a waveguide switch. This switch consists of an H-plane four-arm cross junction with a vane mounted across the junction at 45° . In order to switch the power to each aerial in turn, the vane is pivoted about the centre of the junction through 90° by a solenoid and lever arm, and the solenoid is energized via a pair of contacts and a cam driven by a small synchronous motor. The cam is cut to operate the solenoid in the time sequence . . . — The fourth arm of the switch is terminated in a short circuit to absorb any leakage past the vane into the other aerial. A monitor of the power output is provided by a meter and thermistor bridge which is coupled to the magnetron output by a waveguide directional coupler.

The aerial consists of two vertical 2ft 6in linear resonant slot arrays mounted at one end and on each

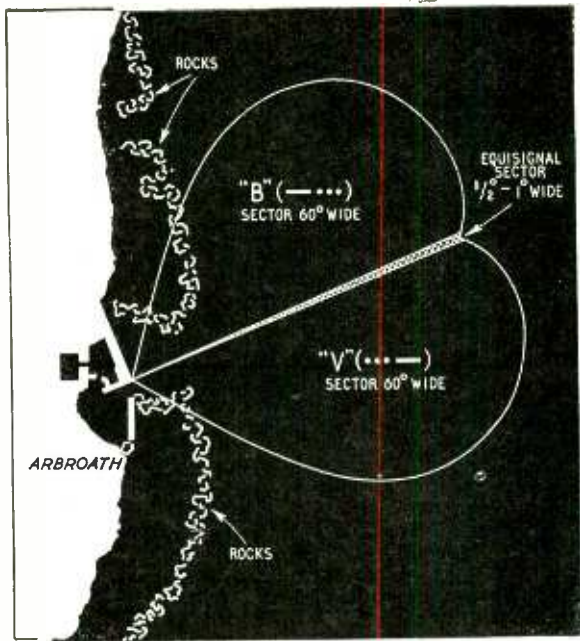


Fig. 1. Approximate coverage of the microwave harbour beacon showing the narrow equi-signal course path.



Fig. 2. The equi-signal course path arises from the overlapping of the B and V morse signals radiated by the two aerials.




Fig. 3. Transmitter and aerial system (only one aerial visible) of the microwave beacon.

side of a separator plate measuring 4ft x 3ft. The horizontal radiation diagram consists of two lobes each 60° wide overlapping over a narrow sector.

The system involves an amplitude comparison between the transmissions from each half of the aerial and since the ear cannot detect changes in amplitude of less than 1db the effective angular width of the equi-signal sector is 1° . The vertical beam width is 2.6° .

The ship's receiver is a wide-band pre-tuned crystal receiver coupled to a small horn aerial having hori-

* Admiralty Signal and Radar Establishment.





Fig. 4. The ship's receiver showing (a) the complete set and (b) chassis (with horn) removed from the case.

Fig. 5. Alternative type receiver supported by a rotatable mounting operated from inside the wheelhouse.



zontal and vertical beam widths of 25° . The receiver and its power supplies are built around the horn and measure $4\text{ in} \times 5\text{ in} \times 5\text{ in}$ (Fig. 4a and b) and weigh $4\frac{1}{2}\text{ lb}$. The receiver's amplifier has a gain of 84db and uses four junction type transistors. The overall sensitivity is 10^{-8} watts, and reception is by means of headphones. The power supplies are provided by a $4\frac{1}{2}$ -volt flashlight battery and the current drain is 5mA. An improved model of the receiver (Fig. 5) incorporates a horn having a horizontal beamwidth of 16° and it is supported on a rotatable searchlight mounting. This is intended for fitting through the wheelhouse roof of a small boat. The output of this receiver is brought out to a 'phone jack on the rotating arm into which a loudspeaker attachment may be plugged. The loudspeaker is a $3\frac{1}{2}$ in dia type and it is driven by two 100-milliwatt transistors in push pull.

Trials and demonstrations have been carried out at Frazerburgh and Arbroath and the equipment operated very satisfactorily out to a range of approximately seven miles.

[A commercial version of the microwave beacon described is, we understand, being made by Elliott Bros., Ltd.—ED.]

Record and Stylus Wear

INCREASING the weight on a stylus point in contact with a record reduces the pressure. This apparent paradox is resolved when it is realized that plastic yielding of the record material increases the area of contact at a greater rate than the increase of force causing the deformation.

This point is made early in a paper by F. V. Hunt in the *Journal of the Audio Engineering Society* (Vol. 3, No. 1, January 1955) "On Stylus Wear and Surface Noise in Phonograph Playback Systems." Prof. Hunt makes a detailed mathematical analysis of the stress contours under a spherical indenter in contact with the plane surface of a plastic material and sets out the conditions for the onset of plastic yielding. This is influenced by the size of the point to the extent that a perfect specimen of a material, without flaws such as crystal lattice imperfections, has considerably greater strength, and the probability of finding such a specimen under the contact increases as its size is reduced. This effect is observed in the results of "micro-hardness" indentation testing of materials, and may account for the fact that micro-groove records are not excessively damaged in spite of the fact that the 2:1 reduction in recommended playing weight reduction as compared with standard records is only half what it should be (the stylus force must vary directly as the square of the stylus radius to maintain constant stylus pressure).

The theory is extended to the case of real surfaces making contact only at a few high points or asperities, and it is shown that on this scale plastic yield is intermittent and accounts for much of the surface noise. A discontinuity in the load/wear curve of a stylus exists at low loading and spectacular increases in the life of records and styli can be expected if, for example, the playing weight on a point of 0.001 inch radius is reduced below 2 grams.

The rupturing of bonds of adhesion at points of contact between local asperities on the stylus and record groove surface is thought to account for the present irreducible minimum of surface noise. These bonds are often as strong as the cohesive forces of the materials themselves and the shear stresses required to break them combine to give the coefficient of friction of the material.

Choice of materials having low inter-facial adhesion (and a low coefficient of friction) should, on this argument, have very low surface noise, and the suggestion is made that "Teflon" (polytetrafluoroethylene) might be tried as a record material.

NOVEMBER MEETINGS

Institution of Electrical Engineers

Radio and Telecommunication Section.—November 3rd. "The new high-frequency transmitting station at Rugby" by C. F. Booth and B. N. MacLarty.

November 9th. "A transistor digital fast multiplier with magneto-strictive storage" by Dr. G. B. B. Chaplin, R. E. Hayes and A. R. Owens.

November 15th. "An electrolytic-tank equipment for the determination of electron trajectories, potential and gradient" and "A method of tracing electron trajectories in crossed electric and magnetic fields" by Dr. D. L. Hollway to be read by Dr. J. H. Westcott.

November 21st. Discussion on "The reception of Band I and Band III television programmes" opened by E. P. Wethey.

November 29th. "The specification of the properties of the thermistor as a circuit element in very-low-frequency systems" and "A vector method for amplitude-modulated signals" by Dr. C. J. N. Candy.

All the above meetings will be held at Savoy Place, London, W.C.2, at 5.30.

Cambridge Radio and Telecommunication Group.—November 8th. Address by H. Stanesby (Radio Section chairman) at 8.15 at the Cavendish Laboratory, Cambridge.

North-Eastern Centre.—November 14th. "A Transatlantic Telephone Cable" by Dr. M. J. Kelly, Sir Gordon Radley, G. W. Gilman and R. J. Halsey at 6.15 at the Neville Hall, Newcastle-upon-Tyne.

North Midland Centre.—November 1st. "A Transatlantic Telephone Cable" by Dr. M. J. Kelly, Sir Gordon Radley, G. W. Gilman and R. J. Halsey at 6.30 at the Central Electricity Authority, 1, Whitehall Road, Leeds.

North-Western Radio and Telecommunication Group.—November 9th. "High-speed electronic-analogue computing techniques" by Dr. D. M. MacKay at 6.45 at the Engineers' Club, Albert Square, Manchester.

North Scotland Sub-Centre.—November 9th. "Thermionic valves of improved quality for Government and industrial purposes" by E. G. Rowe, P. Welch and W. W. Wright at 7.0 in the Electrical Engineering Dept., Queen's College, Dundee.

South Midland Radio and Telecommunication Group.—November 28th. "A radio position fixing system for ships and aircraft" by C. Powell at 6.0 at the James Watt Memorial Institute, Great Charles Street, Birmingham.

Reading District.—November 28th. "The physics of transistors" by Dr. E. Billig at 7.15 at the George V Room, George Hotel, King Street, Reading.

Tees-side Sub-Centre.—November 2nd. "The Manchester-Kirk o'Shotts television radio relay system" by G. Dawson, L. L. Hall, K. G. Hodgson, R. A. Meers and J. H. H. Merriman at 6.30 at the Cleveland Scientific and Technical Institute, Middlesbrough.

Graduates' and Students' Section.—November 2nd. "Communication of information—human, animal and machine" by Dr. E. Colin Cherry at 6.30 at Savoy Place, London, W.C.2.

November 15th. "An introduction to the transistor" by A. V. Bryant at 7.0 at R.E.M.E. Training Centre, Bailleul Barracks, Arborfield, Berks.

November 29th. "Colour television" by L. A. Harris at 7.0 at the Public Library, Chelmsford.

British Institution of Radio Engineers

London Section.—November 30th. "High-fidelity loudspeakers—the performance of moving-coil and electrostatic transducers" by H. J. Leak at 6.30 at the London School of Hygiene and Tropical Medicine, Keppel Street, W.C.1.

Merseyside Section.—November 9th. "The Decatron tube in a digital transmission system" by G. Shand at 7.0 at the Chamber of Commerce, Old Hall Street, Liverpool, 3.

North-Eastern Section.—November 9th. "Turret tuners for multi-channel television reception" by R. Holland at 6.0 at Neville Hall, Westgate Road, Newcastle-upon-Tyne.

North-Western Section.—November 3rd. "Ground controlled approach and instrument landing system" by R. H. James and N. MacKinnon at 7.0 at the College of Technology, Sackville Street, Manchester.

Scottish Section.—November 10th. "Some applications of electronics to marine echo-sounding" by F. Baillie at 7.0 at the Institution of Engineers and Shipbuilders, 39 Elmbank Crescent, Glasgow, C.2.

British Sound Recording Association

London.—November 18th. "The development of professional recording equipment" by W. S. Barrell at 7.0 at E.M.I. Studios, 3 Abbey Road, N.W.8.

Television Society

London.—November 11th. "The application of semi-conductor diodes to television circuits" by J. I. Missen.

November 24th. "Interference with television reception: its causes and cures" by R. A. Dilworth.

Both meetings are to be held at 7.0 at 164, Shaftesbury Avenue, W.C.2.

Physical Society

Acoustics Group.—November 11th. "Acoustic interferometers" by Dr. E. G. Richardson at 5.30 at Imperial College, South Kensington, London, S.W.7.

British Kinematograph Society

London.—November 23rd. "The display of television pictures in the home" by E. P. Wethey at 7.15 at the Gaumont-British Theatre, Film House, Wardour Street, W.1.

Radio Society of Great Britain

London.—November 11th. "Compressed beams" by G. A. Bird (G4ZU) at 6.30 at the I.E.E., Savoy Place, W.C.2.

DO YOU KNOW?

HOW long the elements for a Band II or Band III aerial should be?

Where to apply for a licence to establish a mobile radio-telephone link?

What value of resistors to use for a television attenuator?

The address of each of the above societies?

The base connections for a PCF80?

The answers to these and very many other radio technical and organizational queries can be readily given by the owner of a *Wireless World* Diary. The 1956 edition—the 38th—is now obtainable from booksellers and newsagents, price 5s 10d (morocco leather) or 4s 1d (rexine).

In addition to the 80-page reference section, which includes details of base connections for 600 valves, there are the usual week-at-an-opening diary pages.



For more than a generation the name TRIX has been synonymous with quality—for TRIX Sound Equipment is produced to the highest standards of sound engineering. Whether large or small, each unit is designed and built to give reliable and lasting service the world over.

Among the latest additions to our range are:

G 7 8 7 1 MOVING-COIL MICROPHONE

This new microphone has been designed to meet the majority of requirements in Sound installations where excellent performance, combined with handsome finish and robust construction, is needed



G 7 0 7 3 / P

A sturdy moisture-proof loudspeaker, this has applications in many fields, such as Factories, Stations, Barracks, etc. (ALSO AVAILABLE DOUBLE-ENDED MODEL No. G7072).



Leaflets and all information gladly sent on request from:



THE TRIX ELECTRICAL CO. LTD.

MAPLE PLACE · TOTTENHAM COURT ROAD, LONDON W.1

Tel: MUS. 5817. Grams: Trixradio, Wesdo, London

RANDOM RADIATIONS

By "DIALLIST"

Band III Aerials

INGENIOUSLY designed Band III and two-band aerials continue to appear and I expect there'll be lots more new ideas in months to come. Amongst the earliest to make their bow were the J-Beam single-slots and slot-beams for Band III. As "ghosting" is one of the big problems in that band the slot, either as a "single" or with reflector and directors, should be a help to good reception in difficult places. All kinds of clip-on attachments are being produced for converting a Band I aerial for two-band operation. Many will be useful only if the B.B.C. and I.T.A. transmitters lie in the same direction from the viewer. But there are also several clever ideas for enabling the two arrays to be oriented independently. One that interests me is the Antiference "electronic coupling." An arm carrying the desired number of Band III elements and the Band I dipole, critically spaced from the nearest of these, is mounted on the mast and turned in the direction of the I.T.A. station. A second arm carries the Band I reflector and can be swung so that it and the dipole are directed towards the B.B.C. station. Both arrays are thus properly oriented and only a single feeder, in which both signals appear, is needed.

Exhibition Prefabs?

THE bright suggestion has been made that stands for future wireless shows should be prefabricated. The idea is that each exhibitor would make his own stand in sections. Every section would be completely wired and the stand would be erected by the simple process of putting the sections in their right places and plugging each section into the next. All the wiring would terminate in a single heavy-duty plug and only one main electrical connection would then be needed for any stand. It seems quite a brilliant idea; but one wonders what kind of reactions it would provoke!

Lighting or Power?

A STORY came my way the other day which was declared to be true by its teller. It might well be, for there's no end to man's (and

woman's) ignorance and folly about things electric. Anyhow, here it is. Into an electrical dealer's shop walked a man who had just moved into a house in the neighbourhood. "There are some wiring changes and additions that I want made," he said, "and I'd be glad if you'd take on the job." The dealer having replied suitably, his visitor went on: "Oh, by the way, could you lend me an ammeter for about half an hour?" Asked what he wanted it for, he replied that there were a good many sockets in the house and he wasn't quite sure which of them were for lighting and which for power. "But how will the ammeter help you?" "Oh, don't you know? It's quite simple. You just put the prods into the socket: if it's for lighting the meter reads 5 amps; if for power it reads 15."

Needlessly Scrapped

ONE of the things I'd like to know (though it's not likely that I or anyone else ever will) is the number of television c.r. tubes perfectly capable of giving good service that are scrapped in a given year. It would most certainly run to a largish figure. The two main causes of unnecessary replacement are cathode-to-heater

shorts and low emission. Nothing can be done about the first of these if the mains supply is d.c. but if it is a.c., fitting an inexpensive isolating transformer for the heater puts things right. The owner of a c.r. tube with low emission has to take a chance if he's on d.c.; reactivation by running the cathode at high temperature for brief periods may be successful and give the tube a further lease of life, but it may also mean a burnt-out heater. It's a chance worth taking anyhow, for an otherwise useless tube may last for months if the reactivation is successful. The a.c. man can usually count on good results. All that he needs is a booster transformer for the heater. I know one c.r. tube which still gives an excellent picture 18 months after the fitting of a booster.

Steps Forward

AMONGST the improvements one has so far noticed this year in TV receivers is the increased adoption of flywheel sync. This should lighten the lot of viewers who live in places where interference of certain kinds is bad and those whose homes are in fringe areas with a poor signal-to-noise ratio. Another welcome improvement is the wider use



"WIRELESS WORLD" PUBLICATIONS

	Net Price	By Post
SECOND THOUGHTS ON RADIO THEORY. "Cathode Ray" of <i>Wireless World</i>	25/-	25/8
GUIDE TO BROADCASTING STATIONS 1955-56. Compiled by <i>Wireless World</i>	2/6	2/8
WIRELESS WORLD F.M. TUNER. S. W. Amos, B.Sc.(Hons.), A.M.I.E.E., and G. G. Johnstone, B.Sc.(Hons.)	2/-	2/2
RADIO LABORATORY HANDBOOK. M. G. Scroggie, B.Sc., M.I.E.E. 6th Edition	25/-	26/3
STUDIO ENGINEERING FOR SOUND BROADCASTING. B.B.C. Engineering Training Manual by members of the B.B.C. Engineering Division. General Editor J. W. Godfrey.	25/-	25/6
INTRODUCTION TO VALVES. R. W. Hallows, M.A. (Cantab.), M.I.E.E., and H. K. Milward, B.Sc. (Lond.), A.M.I.E.E.	8/6	8/10
INTERFERENCE SUPPRESSION. By G. L. Stephens, A.M.I.E.E. 2nd Edition	10/6	10/11
SOUND RECORDING AND REPRODUCTION. A B.B.C. Engineering Training Manual. J. W. Godfrey and S. W. Amos, B.Sc. (Hons.), A.M.I.E.E.	30/-	30/8
ADVANCED THEORY OF WAVEGUIDES. L. Lewin	30/-	30/7
FOUNDATIONS OF WIRELESS. M. G. Scroggie, B.Sc., M.I.E.E. 5th Edition	12/6	13/-

A complete list of books is available on application.

Obtainable from all leading booksellers or from

ILIFFE & SONS LTD., Dorset House, Stamford Street, London. S.E.1.

of effective automatic gain control. It seems to me, too, that a good many new sets are making a better job of interlacing than did some of their predecessors. But I must say I'd like to see more rather than less genuine a.c.-only television sets with double-wound mains transformers in their power-packs. Diehard or not, I'll never become reconciled to the transformerless receiver, worked as it is more often than not from a two-point a.c. mains socket.

CLUB NEWS

Barnsley.—At the meeting of the Barnsley and District Amateur Radio Club on November 11th, W. Williams will speak on "Band II f.m. reception." A fortnight later F. Robinson (G3FLQ) will describe a superhet double conversion adaptor. Meetings are held at 7.0 at the King George Hotel, Peel Street, Barnsley. Sec.: P. Carbutt (G2AFV), 33 Woodstock Road, Barnsley, Yorks.

Birmingham.—The annual dinner of the Midland Amateur Radio Society will be held at the Imperial Hotel, Birmingham, on November 12th. Sec.: C. J. Haycock, 360 Portland Road, Edgbaston, Birmingham, 17.

Cambridge.—The Cambridge University Wireless Society (G6UW) meets at 8.15 each Tuesday of the full term in the Cavendish Laboratory. Sec.: A. Brunnschweiler, Pembroke College, Cambridge.

Cleckheaton.—During November the Spen Valley and District Radio and Television Society will be visiting the psychology department and seeing the electron microscope at Leeds University (2nd) and the medical physics department of the General Infirmary, Leeds (30th). On the 29th Mullard films will be shown at the Metropole Hotel, Leeds. Meetings commence at 7.30. Sec.: N. Pride, 100 Raikes Lane, Birstall, Nr. Leeds.

Edinburgh.—The first of a series of talks describing "A Beginner's Transmitter" will be given on November 3rd to members of the Lothians Radio Society. On the 17th J. W. Kyle (GM6WL) will deal with 70-cm reception. Meetings are held at 7.30 at 25 Charlotte Square, Edinburgh, 2. Sec.: J. Good (GM3EWL), 24 Mansionhouse Road, Edinburgh, 9.

Southend.—At the meeting of the Southend and District Radio Society on November 11th, H. Wilkinson will talk on "Current trends and developments in radio and television." On November 25th a representative of the Automatic Coil Winder Company will speak on "Recent developments in test equipment for the electronic industry." Meetings are held at 7.15 at the Ekco Works, Southend-on-Sea. Sec.: P. C. Baldwin, 13 Inverness Avenue, Westcliff-on-Sea, Essex.

Swindon.—Regular meetings are now being arranged for the recently formed Swindon Amateur Radio Club, of which R. Reynolds (G3IDW) is chairman. Weekly classes of instruction in preparation for the amateur radio examination are being held at the College, Swindon, at which the instructor is G. R. Pearce (G3AYL), who is secretary of the club. His address is 102 Kingshill Road, Swindon, Wilts.

LILLIPUT SIGNAL-LAMP HOLDERS



List No. D.675/1/Colour
Red, green, blue, yellow,
white, translucent plastic
lens.

These new compact miniature all-moulded Signal-lamp fittings have been added to the Bulgin range. Designed to be incorporated as a small visual warning or indicating device where space is at a premium. Completely splash-proof. Accepts L.E.S. cap lamps.



List No. L.E.S. 1/1
No lens

THE NEW LILLIPUT PILOT-LAMP HOLDERS

Among the most recent developments is this entirely new series of "Lilliput Edison Screw" Pilot-lamp holders, complete with miniature brackets not 'live' to poles. Manufactured from finest grade materials; Silver-plated shells and solder-tags and cadmium-plated brackets. They conform to British Standards B.S.98/E.5.



Further and fuller information on these and all other Bulgin products is available in catalogue number 195/WW, price 1/- post free. Send for your copy now. 144 pages of Technical and Mechanical data, comprehensively illustrated and tabulated.

TYPE	LIST No.
	LES 6
	LES 14
	LES 4
	LES 22
	LES 133

MANUFACTURERS OF RADIO AND ELECTRONIC COMPONENTS



**BULGIN
COMPONENTS**

**A. F. BULGIN & CO. LTD.,
BYE-PASS ROAD, BARKING, ESSEX**

Telephonenumber: RIPPleway 5588 (5 lines)

UNBIASED

By FREE GRID

Electronic Tapostat

IN the August issue of *Wireless World* the Editor demanded the invention of an electronic "bookmark" or tapostat for tape recorders so that a user could rapidly wind-on or rewind the tape until he found the particular section he desired to play.

Naturally, I replied by return of post detailing a scheme. This provided for the tape to have supersonic frequencies imposed on it at selected spots during recording. The great increase in tape speed on fast wind or rewind would naturally convert such supersonic frequencies into radio frequencies. These could be picked off the tape by a tuned r.f. head, amplified, rectified and used to actuate a relay-operated brake which would stop the mechanism at any desired spot on the tape.

The Editor rejected my idea on the ground that it was several years in advance of its time. Those were not his exact words but they were certainly implied in his answer. He told me that our sound-recording tapes have too noisy a background for my idea to succeed. It cannot be doubted, I think, that in time all tape recordings will have the same silent background as the tapes being used in the experiments for the recording of television and then, of course, my electronic tapostat will come into its own.

"Walter, Lead Me to the Altar"

READERS of *Wireless World* will have heard of Dr. Grey Walter of encephalograph fame and be familiar with his important work in the field of neurological diagnosis and kindred subjects.

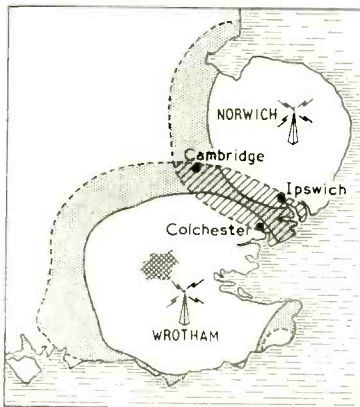
According to some sections of the daily press, however, Dr. Grey Walter has now started to trespass on the prerogatives of Madame Estelle by warning us of matrimonial pitfalls ahead. To give him his due, however, his matrimonial soothsayings, unlike those of Madame Estelle, are founded on the solid rock of science. He does not tell girls to beware of the buccolingual blandishments of sinister dark-haired men of the "Sir Jasper" type. Instead he advises them to demand that any would-be Romeo should produce his encephalogram.

Dr. Grey Walter advises that only those with compatible encephalograms should launch out together on the stormy seas of matrimony. It would seem advisable for all budding benedicks of either sex to carry around with them, like a passport,

their personal encephalograms, duly authenticated by Dr. Grey Walter and his colleagues. Thus girls of the future will have as their theme song the same ditty which was so popular among their Edwardian sisters but with a slightly different meaning; "Walter, Lead me to the Altar."

Bi-Fi

IN my opinion the outstanding audio feature of 1955 has been the introduction by more than one firm of



East Anglian 2-channel broadcasting

stereophonic reproduction from records. The name "stereophonic," or any of its obvious variations, is rather a mouthful, however, and I think, following the tendency of modern jungle jargon, a better name would be bi-fi. The whole *raison d'être* of the thing is that it is not only binaural—for all listening is that—but "bi" everything else as two channels must be used throughout. It is also bi-fi in the hellenic sense of "bi," for the music and everything else does indeed appear to be living.

In view of the great success of recent bi-fi demonstrations, I hope that the director of technical services at the B.B.C. now takes a more enlightened view of bi-channel broadcasting than he did in his letter to *Wireless World* a few years ago (April, 1950). When the Norwich v.h.f. station opens in 1956 he will have a unique opportunity of experimenting with bi-fi.

According to the B.B.C.'s published map, those living between Ipswich and Colchester and in a corridor extending west beyond Cambridge will be able to receive both the Wrotham and Norwich transmissions. To make matters quite clear I reproduce part of the v.h.f. map on which I have shaded in the corridor.

One or more of the three transmitters at these two stations will always be radiating the same programme and it will, therefore, be possible to experiment with bi-fi in that area at a minimum of expense as it would only be necessary for the B.B.C. to use separate mikes and associated gear to feed the two chosen transmitters. It could at least be tried out with the two transmitters radiating the Third Programme where bi-fi would be most appreciated. What about it, Sir Harold?

Strabismogenic TV

THE size of the screen in domestic television receivers has been growing steadily during the past few years to such an extent that many of the latest sets seem only suitable for baronial halls. Unfortunately the feeling that they must "keep up with the Joneses" forces people into the same foolish competition of "bigness" in which they once indulged in sound radio, when it seemed everybody's wish to compete with the bulls of Bashan.

To attempt to view some of these huge screens in the confines of an ordinary room leads only to strabismus, as I found out the other day when invited to a friend's house to view his latest "horror-scope." Eventually people will learn common sense as they did with sound radio.

Now even with a 17-in screen, lines are painfully evident. One or two firms do provide spot wobble in this and larger sizes but it is high time something was done about this problem, by the radio industry in general, without resorting to the drastic remedy of altering the British standard of 405 lines.

The disadvantages and complications of this latter remedy have been



405 hard lines

pointed out more than once in this journal, but surely it is not beyond the wit of our technological tycoons to tackle this problem with the same vigour and success as women remove the lines from their faces.




VALVE *Characteristic*
METER *Mk III*

The AVO Valve Characteristic Meter Mark III offers the Radio Engineer far more than is generally implied by the words "a valve tester".

This compact and most comprehensive Meter sets a new high standard for instruments of its type. It will quickly test any standard receiving or small transmitting valve on any of its normal characteristics under conditions corresponding to a wide range of D.C. electrode voltages.

A new method of measuring mutual conductance ensures that the instrument can deal adequately with modern valves of high slope and short grid-base such as are commonly used in T.V. receivers.

PROVIDES all necessary data to enable I_a/V_a , I_a/V_g , I_a/V_s , etc., curves to be drawn.

MEASURES mutual conductance up to 30mA/V.

DETERMINES inter-electrode insulation with heater both hot and cold.

GIVES direct measurement of "gas" current.

TESTS rectifying and signal diodes under reservoir load conditions.

COVERS all normal heater voltages up to 117V.

CIRCUIT improvements provide accurate setting and discrimination of grid voltage over the full range to 100V negative.

A relay protects the instrument against damage through overloading the H.T. circuits and also affords a high measure of protection to the valve under test.

The instrument is fitted with a hinged fold-over lid which protects the valve holders when not in use.

List Price
£75

A comprehensive Instruction Book and detailed Valve Data Manual are provided.



Regd. Trade Mark

THE AUTOMATIC COIL WINDER & ELECTRICAL EQUIPMENT CO. LTD.
AVOCET HOUSE • 92-96 VAUXHALL BRIDGE ROAD • LONDON • S.W.1. Telephone: VICTORIA 3404 (9 lines)





RCA TEST EQUIPMENT

PREFERRED BY PROFESSIONALS
FOR RADIO—TELEVISION—ELECTRONICS



VOLTOHMYSTS



OSCILLOSCOPES



DC MICROAMMETER



SIGNAL GENERATORS




CRYSTAL-CALIBRATED
MARKER GENERATOR



COLOR-BAR GENERATOR

For greater accuracy and reliability, technicians the world over choose RCA test equipment. That's because RCA instruments are the result of years of research at the bench and in the field. They combine convenience, accuracy and versatility . . . and each is dependable—built to take a maximum of rough and frequent use. Whatever your need in test equipment for radio, black-and-white and color TV, or other applications . . . *remember*, when you purchase RCA, you are investing in test equipment *preferred by professionals*.



TV SWEEP GENERATORS

FOR FULL DETAILS ON THESE UNITS AND OTHER
INSTRUMENTS THAT COMPLETE THE LINE, SEE YOUR
RCA DISTRIBUTOR OR WRITE:

RCA INTERNATIONAL DIVISION

RADIO CORPORATION of AMERICA

RCA BUILDING

30 ROCKEFELLER PLAZA, NEW YORK, N. Y., U. S. A.

MARCA(S) REGISTRADA(S)
TRADEMARK(S) REGISTERED



DOT-BAR GENERATOR

E180F

wide-band low-noise

pentode



16 mA/V

$c_{in} = 8 \text{ pF}$ $c_{out} = 3 \text{ pF}$

PRINCIPAL CHARACTERISTICS

V_a 190V	g_m 16.5mA/V
V_{g2} 160V	r_a 35k Ω
V_{g1} -1V	μ_{g1-g2} 50
I_a 13mA	Heater 6.3V,0.3A
I_{g2} 3mA	Base B9A

Input damping = 6k Ω (at $f = 50 \text{ Mc/s}$ and with cathode connections strapped).

The unusually high slope/capacitance ratio of this new Mullard pentode has been achieved by using very fine grid wire, the latest type of frame grid and the smallest cathode-grid clearance yet employed in large scale production.

Gold plating of the base pins ensures that, when mounted in a suitable socket, the E180F makes one of the best base connections obtainable.

This new valve is eminently suitable for wide-band amplifier applications such as radar i.f. amplifiers, camera and transmission equipment for high definition television, and telephone line and transmission equipment.

For low-noise input stages the valve may be triode-connected and very favourably employed in pre-amplifiers in radar i.f. and camera equipment.

Your enquiries on the E180F will be welcomed at the address below.

Mullard



Mullard Limited, Communications & Industrial Valve Dept., Century House, Shaftesbury Avenue, London, W.C.2.

7.5 to 250 Mc/s
ON FUNDAMENTALS
IN FIVE RANGES
SINE AND
SQUARE WAVE
MODULATION
R.F. OUTPUT
1 μ V to 100 mV

Advance

MODEL Q1
V.H.F. SIGNAL GENERATOR

£45

(List price in U.K.)

This "Advance" V.H.F. Signal Generator covers 7.5 to 250 Mc/s, a range that embraces Bands 1 and 2 and also the impending Very High Frequency Television Transmissions on Band 3. Moreover, this instrument is available at a price well within the reach of every service man. In the traditional "Advance" manner, this instrument is designed for simple operation and with a versatility that not only fulfils present needs, but anticipates the even more exacting requirements to deal with the television test problems of tomorrow.



Below are some outstanding features :-

- WIDE RANGE—7.5 to 250 Mc/s
- SINE AND SQUARE WAVE MODULATION
- RELIABLE ATTENUATION
- LOW LEAKAGE—less than 3 microvolts
- TRULY PORTABLE—weighs only 17 lbs.
- COMPETITIVE PRICE



The Q1 provides the ideal complement to the Model E2. These together give complete coverage from 100 kc/s to 250 Mc/s.

Full technical details available in Folder W23 on request.



**TAILORED
FOR THE
JOB**

Ferrograph

BRIEF SPECIFICATION

Twin Track (to International standards)
Playing British and American pre-recorded tapes

Playing Time with 1,750 ft. Reel
45 minutes per track at 7½ i.p.s. (other speeds prorata)

Quick Rewind
in less than 60 seconds

Signal Level Meter
giving positive reading

MODEL 2A/N
3½ and 7½ i.p.s.
76 gns.

Frequency Response
±3 db 50/10,000 c.p.s. at 7½ i.p.s.

"Wow" and Flutter
Less than 0.2% at 7½ i.p.s.

Signal to Noise Ratio
Better than 50 db, 200/12,000 c.p.s. Unweighted, including hum, 45 db.

Longterm Speed Stability
Less than .5% variation

Output Power
2½ watts into 15 ohms

MODEL 2A/NH
7½ and 15 i.p.s.
86 gns.

It is by no means accidental that the Ferrograph has achieved so high a reputation in every country to which exportation is possible, and at a price no greater than that of an ordinary home recorder.

One of the main contributory factors is that practically all component parts used in the Ferrograph are made in our own works at South Shields, **having been expressly designed for the function they are to perform.**

Thus, by purposeful design, adequate control during manufacture, and strict inspection, standards have been established to which all Wearite/Ferrograph components conform.

After assembly from such parts each Ferrograph is subjected to a multiplicity of tests, culminating in a pen-recorder trace of its response and wow.

Only thus has the Ferrograph set and maintained **the standard by which all other recorders are judged.**

Dealerships in several of the principal towns are still open and applications are invited.



WRIGHT & WEAIRE LTD

131 SLOANE STREET • LONDON SW1 • Telephone: SLOane 2214/5 and 1510



AUDIO
PERFECTION



Garrard

THE
FINEST
RECORD PLAYING
EQUIPMENT
IN THE
WORLD





STABILISED POWER SUPPLIES

provide all the necessary power supplies for electronic equipment in the **LABORATORY and WORKSHOP.**

THE Airmec Stabilised Power Supplies which operate from 100-130 and 200-250 volts 50 c/s mains are designed for either bench use or for forward mounting on a standard 19 inch rack. Both current and voltage meters are incorporated, and in the Type 776, a meter switch enables any of the four separate direct outputs to be monitored. Separate switches and fuses controlling all D.C. outputs are fitted to each unit for convenience of operation.



Type 705

- Stabilised output continuously variable from 200-350 volts at maximum currents of 200-100 mA.
- May be employed with positive or negative lines earthed or with output floating.
- Output change is less than $\pm 0.5\%$ for $\pm 10\%$ input change.
- Output change from no load to full load is $+0, -0.5\%$.
- Source impedance 5 ohms.
- A.C. output 6.3 volts at 5 amps., centre tapped, un stabilised.
- Price £50—Immediate delivery.

Type 776

- Stabilised positive output continuously variable from 200-350 volts at maximum currents of 200-100 mA.
- Positive output change is less than $\pm 0.5\%$ for $\pm 10\%$ input change.
- Stabilised negative output of 85 volts at 5 mA.
- Un stabilised positive output of 500 volts at 200 mA.
- Un stabilised negative output of 500 volts at 3 mA.
- A.C. output 6.3 volts at 5 amps. un stabilised.
- Price £55—Immediate delivery.

Full details of these or any other Airmec instruments will be forwarded upon request

AIRMEC
L I M I T E D

HIGH WYCOMBE — BUCKINGHAMSHIRE

Telephone : High Wycombe 2060

Cables : Airmec High Wycombe

3 TAYLOR INSTRUMENTS FOR RADIO T.V. AND F.M. ALIGNMENT

TAYLOR SWEEP OSCILLATOR MODEL 92A For T.V. and F.M. Receiver Alignment

Frequency-modulated oscillator designed for the rapid and accurate alignment of T.V. and F.M. receivers. Also suitable for checking band pass amplifiers.

Frequency range: 5-250 Mc/s.
Frequency deviation: Continuously variable to approx. 15 Mc/s.
Output: 40 microvolts to 2 millivolts continuously variable.
Freq. Mod.: Substantially linear to 6 Mc/s.
Sweep width: Less than 10% max. sweep.
Sweep: Sweep voltage continuously variable to a max. of 300 V.R.M.S.

CASH PRICE £30.0.0 **Prompt Delivery**
Available on advantageous Hire Purchase Terms



TAYLOR OSCILLOSCOPE MODEL 31A

An Oscilloscope of advanced design and reliable performance intended primarily to meet the requirements of T.V. and Radio Servicing and Alignment, but its versatile features make it ideally suitable for general laboratory work.

Tube: Flat faced C.R. tube 4in diameter.
Electro static deflection.
Hard Time Base: Covers frequencies from 10 c/s to 500 Kc/s, free running or triggered.
Amplifiers: Both horizontal and vertical with push pull output are provided. High gain amplifier band width, 10 c/s to 6 Mc/s.
Flyback Suppression Circuit fitted with tube modulator.

CASH PRICE £60 **Prompt Delivery**
Available on advantageous Hire Purchase Terms

TAYLOR SIGNAL GENERATOR MODEL 67A For Television up to 240 Mc/s

The Colpitt's oscillator circuit used gives good frequency stability and waveform over the wide frequency range.

Frequency range: 100 Kc/s-240 Mc/s in six bands. Covers Band III.
Total Scale Length: 48in.
Accuracy: $\pm 1\%$.
Modulation: 400 cycles, 30% depth.
Output impedance: 75 ohms.
Direct A.F. output provided.
Attenuation: 100 dB continuously variable.
Automatic cut-out against mains overload.

CASH PRICE £22.0.0 **Prompt Delivery**
Available on advantageous Hire Purchase Terms



- All Taylor Models are available on SEVEN DAYS APPROVAL. You can also part exchange your old Taylor Instrument for a new one. Write for full details and Catalogue.

ELECTRICAL INSTRUMENTS LTD.

MONTROSE AVENUE, SLOUGH, BUCKS. Telephone: Slough 21381 Cables: Taylins, Slough

RELAYS

AMERICAN RELAYS FOR OFFSHORE CONTRACTS

We are already tooled to manufacture many types of these relays, and through our association with the Guardian Electric Manufacturing Company of Chicago, we have access to full information on other types.

ENQUIRIES ARE INVITED.

TELEPHONE: NEWMARKET 3181-2-3

TELEGRAMS: MAGNETIC, NEWMARKET



MAGNETIC DEVICES LTD
EXNING ROAD, NEWMARKET

MD.7.

SUFLEX and automation

Automation is presenting new problems in design, and terminations are assuming a new importance. The single-ended Suflex S.E. type Capacitor may be invaluable in this field.



S.E. Type
(1800 pF,
10%, 500 volt)

The Suflex H.S. Type Polystyrene capacitor is already very well known at present. If, however, you have an eye to the future, it will pay you to look closely at these three new types, too.

SUFLEX and miniaturisation

Miniaturisation leads to all-round economy and clean layout. The Suflex H.S.M. type Capacitor gives first-rate electrical performance and continues to fit into rapidly diminishing spaces.



H.S.M. Type
270 pF, 2%,
350 volt)

SUFLEX and transistors

Transistors are upon us and demand the utmost miniaturisation, of course with lower voltages. The Suflex H.S.X. type Capacitor will play an important part in I.F. and R.F. applications.



H.S.X. Type
(150 pF,
10%, 50 volt)

These progressive Suflex components can play an important part in your new developments. May we co-operate with you in their application and send you samples?



'Araldite'

epoxy casting resins



epoxy

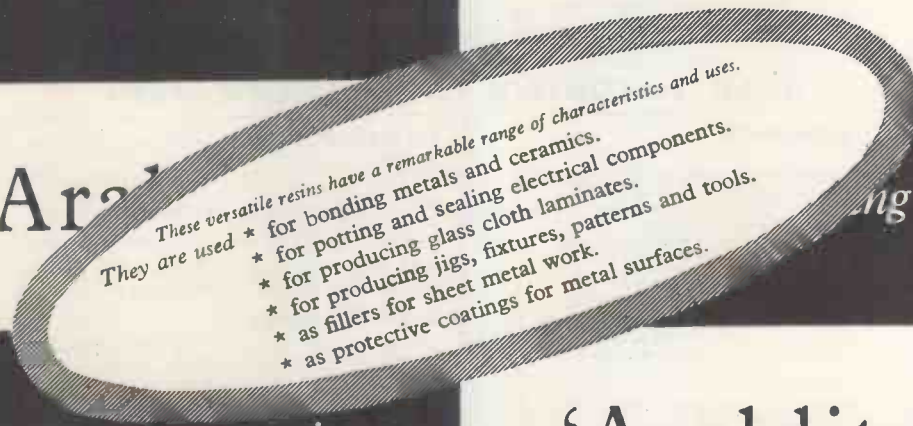
'Araldite'

'Araldite'

epoxy resin adhesives

epoxy surface coating resins

'Araldite'



'Araldite'

- These versatile resins have a remarkable range of characteristics and uses. They are used
- * for bonding metals and ceramics.
 - * for potting and sealing electrical components.
 - * for producing glass cloth laminates.
 - * for producing jigs, fixtures, patterns and tools.
 - * as fillers for sheet metal work.
 - * as protective coatings for metal surfaces.

epoxy casting resins

epoxy casting resins

'Araldite'

Araldite is a Registered Trade Mark

FULL DETAILS WILL BE SENT GLADLY ON REQUEST


Aero Research Limited

A Ciba Company

Duxford Cambridge. Telephone : Sawston 187

AP 264-141A

"Straightforward & Logical System of Control"



QUAD II CONTROL UNIT - SPECIFICATION

FREQUENCY RESPONSE :

Cancel position.

Radio and Tape inputs: 20-20,000 c/s within 0.3db.

Microphone input: 20-18,000 c/s within 1 db.

Pickup Input (R.2): Within 0.5db of stated characteristics.

Other plugs, no significant change.

Bass and Treble controls: Within 1db of published curves.

Filter frequencies (ff): 5Kc/s, 7Kc/s 10Kc/s \pm 250 c/s

Filter slope: Level to 50 db/Octave.

INPUT SENSITIVITIES (for 1.4 V.rms output):

Radio and Tape: Internal impedance 100-K Ω : 100mV.

Microphone: " " " 100 K Ω : 1.5mV.

Pickup: " " " to suit pickup in use, adapted by plug-in unit.

DISTORTION (1.4 V output):

All controls 'level,' Radio input or R.2 pickup input: 0.02% approx.

Least favourable arrangement of plugs and controls: less than 0.1%

POWER SUPPLY : The unit takes its power from the main amplifier.

330 V 2 mA } Plus currents taken by tuner units which may be
6.3 V 1 A } connected to sockets provided.

Maximum power available from tuner sockets:

330 V 30 mA (each tuner)

6.3 V 2.5 A (total) The heater supply is C.T. to chassis.

VALVES : 1 x EF.86 (Z.729 or 6267), 1 x ECC.83 (12AX7) (ECC.81, B309 or 12AT7 with changed bias resistor).

BACKGROUND :

—70 db or where applicable, approximately 6 db above equivalent thermal noise of input impedance.

MECHANICAL :

Front panel: Die-cast, stove finished silvered fawn, machine engraved.

Knobs: Aluminium, stove matt brown, machine engraved.
Chassis and Cover: Steel, rust-proof processed, stove steel grey. The complete unit, electrically and mechanically is fully tropical and suitable for all climatic conditions.

DIMENSIONS : 10½" x 3½" x 6½".

WEIGHT : 7 lb. nett. (3.15 Kg.).

ACOUSTICAL

Send for illustrated brochure giving full details of the QUAD II Amplifier.

QUAD II

... for the closest approach to the original sound.

THYRATRONS

for Industrial Purposes

XENON-FILLED TRIODES

These valves are suitable for a wide variety of control applications. The inert gas filling ensures stable operation over a wide range of ambient temperatures.

HYDROGEN-FILLED PULSE MODULATOR TRIODES

Designed to discharge pulse-forming networks in high power, high voltage pulse generators. Short deionization time and low time jitter provide for precise triggering at high repetition frequencies.

Technical data sheets are available on request.



'ENGLISH ELECTRIC'

Type	Filling	Max. Dimensions		Filament or Heater		Max. Peak-Inverse Voltage (Volts)	Max. Peak-Forward Voltage (Volts)	Max. Peak-Current (Amps)	Max. Mean Current (Amps)	Approx. Tube Drop (Volts)	Peak Power Level (a)	American Equiv.	C.V. Number
		Length (mm)	Dia. (mm)	Volts	Amps. (Approx.)								
AFX.212	Xe	54	19	6.3	0.25	350	350	0.11	0.025	11	—	6D4	1949
AFX.203	Xe	176	57	2.5	4.0	300	280	1.7	0.40	11	—	C1A	2868
FX.215	H ₂	286	97	2.5	27.5	16,000	16,000	200	0.20	100(b)	2.0 x 10 ⁹	—	2203
FX.219	H ₂	222	65	6.3	10.6	16,000	16,000	325	0.20	100(b)	3.2 x 10 ⁹	5C22	2520
FX.225	H ₂	175	65	6.3	6.1	8,000	8,000	90	0.10	100(b)	2.0 x 10 ⁹	4C35	1787
FX.227	H ₂	132	40	6.3	2.25	3,000	3,000	35	0.045	100(b)	0.3 x 10 ⁹	3C45	372

Xe—Xenon

H₂—Hydrogen

(a) — Product of peak forward voltage, peak current and pulse repetition frequency.

(b) — Under conditions of pulse operation.

ENGLISH ELECTRIC VALVE CO. LTD.



Waterhouse Lane, Chelmsford
Telephone: Chelmsford 3491

20 Mc/s FREQUENCY MONITOR

The Automatic Frequency Monitor (20 Mc/s) is but one of a series of high grade monitors now in course of manufacture for the accurate measurement of frequency.

Employing hard valve techniques throughout, it will measure any frequency in the range 10 c/s to 20 Mc/s to an accuracy within ± 1 part in 10^6 .

The result, in decimal notation, is presented on eight panel mounted meters each scaled from 0 to 9 and the unknown frequency is automatically remeasured every few seconds.

This new equipment presents a considerable advance in frequency measuring techniques and apart from normal laboratory applications, is ideally suited for incorporation in production testing routines.

Full technical information on this and other frequency measuring equipment is available on request.



CINEMA TELEVISION LTD

A COMPANY WITHIN THE J. ARTHUR RANK ORGANISATION


WORSLEY BRIDGE ROAD · LONDON · S.E.26
HITHER GREEN 4600

SALES AND SERVICING AGENTS:

Hawnt & Co. Ltd., 59 Moor St. Birmingham, 4

Atkins, Robertson & Whiteford Ltd., 100 Torrisdale Street. Glasgow, S. 2

F. C. Robinson & Partners Ltd., 122 Seymour Grove, Old Trafford, Manchester, 16



FOR SOUND REPRODUCTION



We are proud of the vast number of our loudspeakers incorporated in radio and television receivers used throughout the world. Their quality of reproduction and unfailing performance have been amply proved over many years in every climate and condition of service.

Rola Celestion Ltd.

FERRY WORKS, THAMES DITTON, SURREY
TELEPHONE: EMBerbrook 3402 6


First things last!

We freely confess that when we began planning the Tannoy high-fidelity Domestic Sound System, we did not contemplate designing and manufacturing our own phono-cartridge.

After all, there were several excellent cartridges already on the market. We changed our minds when the first power amplifier and 'Autograph' pre-amplifier began to emerge from the assembly lines. It was evident that the almost uncanny faithfulness of the amplifying chain, ending with the now world-famous Dual Concentric Speaker, justified the use of a cartridge of more than ordinary 'freedom'. Our engineers therefore set

about the task of designing a cartridge which was free to extract, and pass on, *everything* from the recorded groove without any spurious effects or blanketing resonances.

The result is the Tannoy Variluctance Cartridge... a precision transducer which would be completely wasted on any but the very finest of high-fidelity reproducing equipment.



SPECIFICATION


Every cartridge hand-made and laboratory tested
Frequency response within 2 dB to 16,000 K.C.
No resonant peaks
No undamped resonances in sub-supersonic range
Simple turn-over mechanism
Stylus assemblies completely independent
Instantaneous replacement of styli without use of tools
Optimum lateral to vertical compliance ratio
Very low effective dynamic mass
Output : 20 mV at 12 cm. per second
Termination load : 50,000 ohms.
Tracking weight : 6 grams for all discs
Available with either diamond or sapphire styli



Practitioners in Sound

VARILUCTANCE Phono-Cartridge

They say
we make a perfect
pair...



.. with
excellent
connections


To be exact, this is the 12 pin version of the Multi-Way Plug and Socket range, which covers 4, 8, 12, 20 and 28 ways. The range features unusually low insertion pressures, and embodies considerable experience in meeting humid conditions. Designed to overcome as far as possible the difficulties encountered when using this type of connector in rack mounting applications, they have greater latitude in matching up than any comparable product, and are in use throughout the world in Radio, Television and Telecommunications equipment by such renowned firms as:— Messrs. Marconi's Wireless Telegraph Co. Ltd., The English Electric Co. Ltd. and Messrs. Standard Telephones & Cables Ltd.

A.I.D. & A.R.B. - APPROVED

POWER CONTROLS

LIMITED

P.C. 2



Are you the auto-excited type, old boy?

Very, George. I remember a straight-eight I used to have, with four synchronised carburettors and ten-peramental brakes, that once . . .

No, no—what I mean is, are your rectifiers connected in series with the output winding so that the output current automatically saturates the transductor . . .

Where do you get all this 'output' on transductors, George?

From a Parmeko leaflet—it tells me that they have a standard range of 14 types for operation at supply frequencies of 400 and 1600 cycles and some for 50 cps.

Sounds very varied.

They are indeed—they're being used in magnetic amplifiers all over the place.

Do you think I could get one of these leaflets of theirs?

Yours for the asking, George. They're in Two Colours and Fully Illustrated, as they say . . .

PARMEKO of LEICESTER

MAKERS OF TRANSFORMERS FOR THE ELECTRONIC AND ELECTRICAL INDUSTRY

4 new contributions to development and research

1 by BAIRD Associates:



BA TRANSISTOR TEST SET

Model GP 4

A versatile precision instrument designed to analyze transistors at any frequency from 100 cps to 1 mc in terms of well known standard and hybrid parameters; featuring precision for the transistor lab, versatility for the circuit designer and speed for the production line.

Research and development facilities available for design and production of transistorized circuitry and semiconductor materials problems.

In each case, only one example from a wide range, for specific applications

2 by SANDERS Associates:

SUBMINIATURE BLOWER

Motor & Blower
Complete in a
1" Cube (1 oz. weight)




The "Minicube" is a compact, rugged, high velocity blower, designed for use under the severe conditions imposed by guided missiles, aircraft and similar applications. It weighs only 1 ounce; has an input of 400 cps, 4 watts; an output of 3 cubic feet of air per minute! Its high velocity and large output keeps components within their safe temperature range.

The "Phase Comparator", a versatile, full-wave bridge comparator, for use as a modulator, demodulator and switch, is another development by Sanders Associates who were responsible for much of the original work on the now-famous "Tinkerfoxy" automatic electronic equipment assembly project.

3 by TENSOLITE Insulated Wire Co. TENSOLON SPIRAL STRIPE TEFLON®-INSULATED HIGH TEMP WIRE

An extremely useful miniature hook-up wire featuring an extruded Teflon insulation with high dielectric strength and a high temperature rating of up to plus 250°C; the first to be produced with spiral striping that conforms to commercial and military specifications for color coding. The colored stripes are made with high temperature polytetrafluorethylene inks fused into the surface of the insulation. The color combinations are almost unlimited. Finished wire is available in conductor sizes from No. 30 to 10 AWG.



© DU PONT

4 by SENSITIVE RESEARCH Instrument Corp.



SELF-CHECKING 0.05 OF 1% ACCURACY INSTRUMENT

This instrument represents an advanced step in precision instrument design. Its unusual accuracy is greater than that of any laboratory standard instrument heretofore available, plus the fact that it checks its own accuracy. It is a 20 range precision built DC standard, covering a wide-range spread all internally self-contained. The scale is hand drawn on a special vernier machine and its divisions are mechanically drawn within .005 inch. This produces an instrument that will read within plus or minus 1/20 of 1%.

Model BS

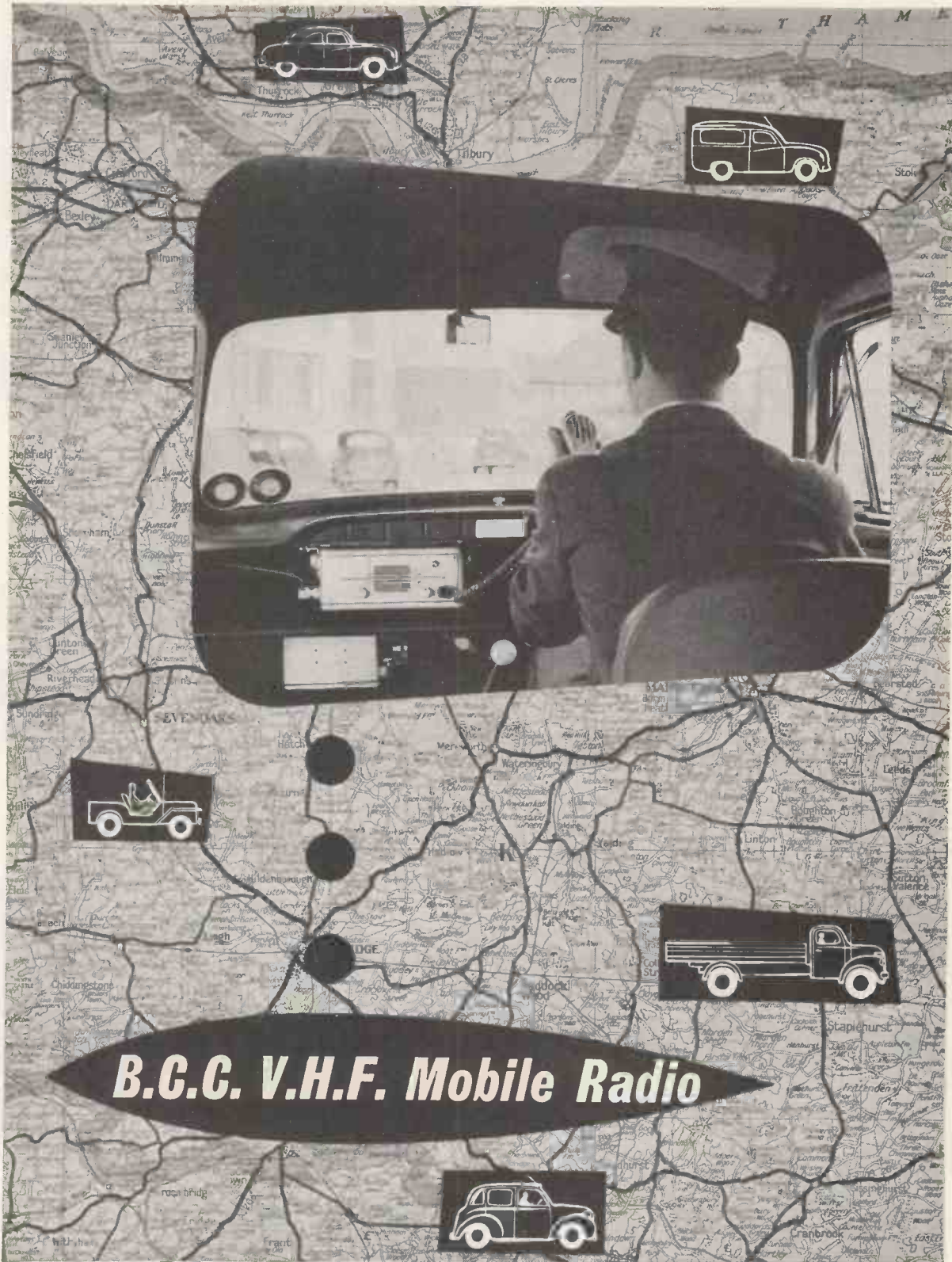


For further details, write to:
Exclusive Export Department

AD. AURIEMA, INC.
89 Broad Street.
New York 4, N. Y., U.S.A.

Agency in Great Britain:
LELAND INSTRUMENT CO.
22-23 Millbank
London S.W.1. England

Territories still open for
representation. Inquiries invited.



B.C.C. V.H.F. Mobile Radio



BRITISH COMMUNICATIONS CORPORATION LIMITED
 Second Way, Exhibition Grounds, Wembley, England
 Telephone: WEMbley 1212
 Telegrams: BEECEECB

new world-beating 'SCOTCH BOY'

Regd. Trade Mark

extra-play magnetic recording tape

190m

Tough, thin,
polyester base

**GIVES
UP TO
6 HOURS
PLAYING
TIME**

—packs 1,800 feet on
normal 1,200-foot reel.

THE FINEST BASE-FILM EVER MADE

The astonishing new polyester base-film for 'Scotch Boy 190M,' is so much stronger than other tape bases that it can be made 33 $\frac{1}{3}$ % thinner—and still be stronger. This means you get 50% more length—and 50% EXTRA PLAYING TIME—on the same-sized reel.

Polyester film is a naturally limp and flexible material, and is little affected by temperature and humidity changes. 'Scotch Boy 190M' tape conforms snugly to recorder heads, is easy to handle, winds trimly, and tracks smoothly. It has an indefinite life in storage, and is an ideal tape for archive purposes.

NEW THIN COATING

The new and potent oxide coating of 'Scotch Boy 190M' tape gives clear, crisp reproduction of every frequency in the audible range. High-frequency response shows a specially notable improvement. Output variations from reel to reel and within each reel are remarkably small and, as with all Scotch Boy tapes, background noise is negligible.

THE WORLD'S FINEST TAPE

'Scotch Boy 190M' has been developed and produced in Britain by the 3M Company. Its appearance in Britain is its first appearance in the world. This is a landmark in the development of tape recording.

'SCOTCH BOY' 190m

MAGNETIC RECORDING TAPE

with polyester base

ANOTHER  PRODUCT

MINNESOTA MINING & MANUFACTURING CO. LTD.
LONDON, BIRMINGHAM, MANCHESTER AND GLASGOW.

m-i-n-u-t-e-s *into seconds...*

with the brilliant NEW
Superspeed
SOLDERING IRON

MANUFACTURED FOR ENTHOVEN SOLDERS LTD. BY SCOPE LABORATORIES, MELBOURNE, AUSTRALIA



STAR FEATURES

- ★ Heats up from cold in 6 seconds—by a light thumb pressure on the switch ring.
- ★ When not in use, current is automatically switched off—thus greatly reducing wear of copper bit. Electricity consumption is correspondingly reduced.
- ★ It is 10" long, weighs 3½ ozs., can be used on 2.5 to 6.3-volt supply. 4-volt transformer normally supplied.
- ★ More powerful than conventional 150-watt irons and equally suitable for light wiring work or heavy soldering on chassis.
- ★ Simple to operate, ideal for precision work. Requires minimum maintenance at negligible cost. Shows lowest operating cost over a period.
- ★ Can be used from a car battery.
- ★ It is by far the most efficient and economical soldering iron ever designed for test bench and maintenance work.



STAR APPLICATIONS

Designed on an entirely new principle, this light-weight, versatile iron is eminently suitable for soldering operations in the RADIO, TELEVISION, ELECTRONIC and TELECOMMUNICATION industries, particularly for all SERVICE work. For general purpose work the Superspeed Iron is the ideal stand-by soldering tool.

The Superspeed soldering iron is available NOW

Write for full particulars, including guarantee terms and free trial facilities, to the sole concessionaires in this country—

ENTHOVEN SOLDERS LIMITED
 (Industrial Equipment Division), 89 Upper Thames St.,
 London, E.C.4. Telephone: MANsion House 4533

Ferranti Valves for Radio and Television



The Electronics Department of Ferranti Ltd., manufactures a wide range of Valves and Cathode Ray Tubes for Radio and Television receivers. Valves for domestic use include B7G and B9A miniatures, Octal and Loctal based types. Television Cathode Ray Tubes are produced in all the popular sizes, up to 21in. rectangular.

Enquiries to Electronics Dept., Gem Mill, Chadderton, Oldham, Lancs.

FERRANTI LTD · GEM MILL · CHADDERTON · OLDHAM · LANCs

London Office: KERN HOUSE, 36 KINGSWAY, W.C.2

A new radiation cooled triode

*Specially
designed
for
Industrial R.F.
heating
equipment*



TENTATIVE CHARACTERISTICS

V_f	10 volts
I_f	18 amps
V_a Max	5 kV
Max. operating frequency at full rating	40 Mcs.
μ	40
g_m	8 mA/V

The Ediswan ES.1001 is a radiation-cooled triode with rugged graphite anode and thoriated tungsten filament designed specially for use in Industrial R.F. heating equipment.

Its maximum anode dissipation is 1 kW, but being radiation-cooled no complicated cooling arrangement is required although an air flow is needed when the valve is used at full ratings.

Further information will be available shortly

A forced air cooled triode with thoriated tungsten filament and with a maximum anode dissipation of 12 kW at 40 Mcs. will also be available shortly.

EDISWAN

INDUSTRIAL AND TRANSMITTING VALVES



HIGH FIDELITY plus HIGH VERSATILITY

Behind the new RCA High Fidelity Amplifier stands over a quarter of a century's skill and experience in designing professional sound reproducing equipment. This Amplifier includes several exclusive features entirely new to audio engineering, thus making it many years ahead of its time both in design and construction.

The resulting performance will be found to give a new meaning to high fidelity reception and a new realism to recorded music.

The RCA High Fidelity Amplifier can be incorporated successfully into any existing home audio system. The versatility of its input and output facilities coupled with the wide measure of control afforded by the Pre-Amplifier means that it can be used in conjunction with most high quality audio equipment.



High Fidelity

RCA PHOTOPHONE LIMITED

An Associate Company of Radio Corporation of America

Lincoln Way, Windmill Rd., Sunbury-on-Thames, Middx.

Telephone: Sunbury-on-Thames 3101.

PRE-AMPLIFIER

INPUTS—Magnetic Pickup

B.78. 16 mv input for rated output. 300 c/s Turnover. 6 DB Roll-off at 10 Kc/s.

A.78. 14 mv input for rated output. 500 c/s Turnover. 16 DB Roll-off at 10 Kc/s.

L.P. 13.5 mv input for rated output. 500 c/s Turnover. 12 DB Roll-off at 10 Kc/s. Flattened LF at 50 c/s to + 13 DB.

R.I.A.A. 11.5 mv input for rated output. 500 c/s Turnover. 14 DB Roll-off at 10 Kc/s. 3 DB Flattening at 50 c/s.

Crystal Pickup. .35 volt with inbuilt equalisation from constant amplitude to constant velocity output enabling switched replaying characteristics to be accurately employed.

Radio/Tape High Level 200 mv. Flat characteristic. Low Level 50 mv. Flat characteristic.

Microphone 6.5 mv for rated output. Flat characteristic.

Mixer Facilities for microphone input, with radio/tape/gramo inputs.

OUTPUT. 1.2 volts from cathode follower stage.

TAPE RECORDING OUTPUT. 1.2 volts cathode follower independent of monitoring.

BASS & TREBLE. Plus and minus 14 DB at 50 c/s and 10,000 c/s.

VOLUME. Twin ganged control giving correct gradation.

LOW-PASS FILTER. Switched 10 Kc/s, 7 Kc/s, 5 Kc/s and Flat.

HIGH-PASS FILTER. Inbuilt, attenuating below 20 c/s.

FILTER SLOPE. Variable to 35 DB per octave.

POWER REQUIREMENTS. 375 v/7 ma, 6.3 v/1 amp.

MAIN AMPLIFIER

OUTPUT. 12 watts rated. Peak in excess of 20 watts over 25-20,000 c/s.

DISTORTION. Total harmonic less than .1% at 10 watts—700 cycles.

NOISE LEVEL. 85 DB below rated output.

DAMPING FACTOR. Variable from positive to negative values.

FREQUENCY RESPONSE. Within 0.2 DB 20—25,000 c/s \pm 0.5 DB 10—60,000 c/s.

FEEDBACK. 40 DB total.

OUTPUT IMPEDANCES. 4 ohms, 7 ohms, 15 ohms.

INPUT VOLTAGE. 1.2 v for rated output.

ANCILLARY POWER SUPPLIES. 375 volts 45 milliamps, 6.3 volts 2.5 amps available for VHF Tuner, Pre-amplifier and Tape Reproducer amplifier.

POWER CONSUMPTION. 130 VA at full load. AC input 100/150 and 200/250 volts.

PRICE £48.0.0 COMPLETE.



60 Watt H.F. FIXED STATION

This completely new Pye equipment has been specifically designed for point-to-point communication and will fulfil equally well a ground-to-air role in air traffic control systems.

Push button control brings any one of four preselected channels into immediate operation; this facility is also available when the equipment is installed for remote unattended operation. The 60 watt Fixed Station Transmitter offers R/T, C/W, or M.C.W. operation with 'break-in' facilities on telegraphy.

The equipment is suitable for unattended operation in the tropics.



Telecommunications

CAMBRIDGE

ENGLAND



Pye Corporation
of America,
270 Park Avenue,
New York.

Pye (New Zealand) Ltd.,
Auckland C.I.,
New Zealand.

Pye-Canada Ltd.,
Ajax,
Canada.

Pye Pty. Ltd.,
Melbourne,
Australia.

Pye (Ireland) Ltd.,
Dublin,
Eire.

Pye Limited,
Mexico
City.

Pye Radio & Television
(Pty.) Ltd.,
Johannesburg,
South Africa.

Pye Limited,
Tucuman 829,
Buenos Aires.

PYE LIMITED • CAMBRIDGE • ENGLAND

PRECISION *High Fidelity* 4 SPEED TRANSCRIPTION UNIT WITH VARIABLE SPEED ADJUSTMENT



Engineered by Swiss
Master craftsmen for
the discerning
listener.

MAIN FEATURES

- Speed continuously variable from above 78 r.p.m. to below 16 r.p.m. Pre-set adjustable "click-in" positions for 78, 45, 33½ and 16 r.p.m.
These features are invaluable for:
Playing old celebrity discs requiring speeds above 78 r.p.m.
Tuning record pitch to a musical instrument.
Correcting for mains frequency variations.
- Accurately balanced heavy precision made turntable eliminates Wow and Flutter.
- Unique VERTICAL EDGE-DRIVE PULLEY principle eliminates Rumble.
- Less than 1% change in speed for up to 13% change in Line Voltage.
- Large resilient 4-pole constant velocity motor.
- External adjustment provided for precision diecast arm with plug-in shell. Fitted as standard with the superb Goldring Variable Reluctance Cartridge No. 500.

Diamond Styli now available at £3/15/0. P.T. £1/4/6.

Type GL50-4 Four speed. Price **£15/15/0**
110-250 volts, 50 cycle. P.T. **£5/2/7**

Type GL50-3 Three speed. Price **£15/15/0**
100-250 volts, 40-60 cycles. P.T. **£5/2/7**

Sole Concessionaires for Great Britain and the British Commonwealth.

GOLDRING Manufacturing Company (Great Britain) LTD.

49-51a, DE BEAUVOIR ROAD, LONDON, N.1.

CLISSOLD 3444-5-6

miniature HT RECTIFIERS for domestic RADIO and TELEVISION receivers

FEATURES

- Withstand overloads such as charging current of deformed electrolytic capacitors
- Instant starting — no warming-up period
- Unlimited instantaneous overload
- Practically indestructible in service.
- No limit to size of reservoir capacitor
- Simple wiring — two connectors only.
- Simple mounting — no valve holder
- Small size . . . low weight
- Low heat dissipation
- Low cost

TYPE	RM0	RM1	RM2	RM3	RM4	*RM5
Maximum ambient temperature	35°C	35°C	35°C	35°C	40°C	40°C
Maximum output current (mean)	55°C 15mA	55°C 30mA	55°C 60mA	55°C 90mA	55°C 125mA	55°C 150mA
Maximum input voltage (r.m.s.)	125V	125V	125V	125V	250V	250V
Maximum peak inverse voltage	350V	350V	350V	350V	700V	700V
Max. instantaneous peak current	Unlimited	Unlimited	Unlimited	Unlimited	Unlimited	Unlimited
Weight	0.82 oz.	1 oz.	1.4 oz.	2 oz.	4.5 oz.	4.75 oz.

* For use in voltage doubler circuits the peak inverse and maximum input voltages are halved, current output being as for half wave operation.




Standard Telephones and Cables Limited
 Registered Office: Connaught House, Aldwych, London, W.C.2
RECTIFIER DIVISION: Edinburgh Way, Harlow, Essex.

Attention is drawn

to the **EDDYSTONE 770**

V.H.F & U.H.F

*Communications
Receivers*



Specially suited for
**Monitoring
Field Tests
Laboratory**

ETC.

for highest grade equipment

Superbly engineered and of advanced design, the two models offered possess excellent electrical characteristics and are robustly constructed for service in any climate.

The "77OR" has continuous AM/FM coverage from **19 Mc/s to 165 Mc/s**; the "77OU" from **150 Mc/s to 500 Mc/s**.

Both incorporate six-position turret tuning assemblies of unique design and giving high reliability. Self-contained when operated from AC mains and with provision for use on external power supplies. Fully descriptive literature with illustrations and performance curves available on request.



Manufacturers: **STRATTON & Co. Ltd., Birmingham, 31.**

Lines of communication . . .



In June 1920 the first advertised sound radio programme was broadcast from the Marconi transmitter at Chelmsford. To-day Marconi high or medium power transmitters and high power aerials are installed in every one of the B.B.C.'s television transmitter stations and Marconi television systems are being supplied to countries in North and South America, Europe and Asia.

TELEVISION CAMERAS
STUDIO EQUIPMENT
RADIO LINKS
AND TRANSMITTERS
AERIAL SYSTEMS
COLOUR TELEVISION
INDUSTRIAL TELEVISION

MARCONI

Complete Television and Sound Broadcasting Systems

MARCONI'S WIRELESS TELEGRAPH COMPANY LIMITED • CHELMSFORD • ESSEX


LG 3

DC-to-30MC Oscilloscopes for FAST RISE applications



TYPE 545—This new high-speed laboratory oscilloscope, in combination with the new type 53/54K Fast-Rise Plug-In Unit...opens the way to quicker, easier analyses of fast-rising waveforms...providing faithful displays and accurate measurement facilities well beyond the range of previous oscilloscopes of its size and cost. The Type 545-Type 53/54K combination offers a vertical-amplifier passband of dc to 30 mc (12-millisecond risetime) at calibrated sensitivities to 0.05 v/cm, with a full 4-cm linear vertical deflection. A wide range of calibrated sweeps, with calibrated sweep delay from 1 μ sec to 0.1 sec, and high accelerating potential, 10 kv, fully complement this greatly extended vertical-amplifier range.

The Type 545 is the most versatile oscilloscope ever made, for it can be quickly converted to many other applications. By merely plugging in the appropriate Type 53/54 Plug-In Pre-amplifier you are ready for wide-band, wide-band high gain, dual-trace, high-gain differential, microvolt-sensitivity, or wide-band differential applications. It's a rare oscilloscope application that isn't easily handled by this modern method.



Vertical-Amplifier Characteristics with Type 53/54K Unit Plugged In



Transient Response—Risetime, 12 millimicroseconds.

Frequency Response—Passband, dc to 30 mc (down 3 db \pm 1/2 db at 30 mc, only 6 db at 41 mc.)

Input Impedance 20 μ mf, 1 megohm.

Sensitivity—0.05 v/cm to 20 v/cm in 9 calibrated steps.

*Price—\$125 (£48)



LOW INPUT CAPACITANCE

With Accessory Probes for Type 53/54K

Probe	Input Impedance	Maximum Sensitivity
P405	12.0 μ mf, 5 megohms	0.25 v/cm
P410	8.0 μ mf, 10 megohms	0.5 v/cm
P420	5.5 μ mf, 10 megohms	1 v/cm
P450-L	2.5 μ mf, 10 megohms	2.5 v/cm
P4100	2.5 μ mf, 10 megohms	5 v/cm

Type 545 Oscilloscope Characteristics

Wide Sweep Range

24 Calibrated sweeps from 0.1 μ sec/cm to 5 sec/cm, accurate within 3%. Accurate 5-x magnifier extends calibrated range to 0.02 μ sec/cm. Continuously variable from 0.02 μ sec/cm to 12 sec/cm.

Wide Sweep-Delay Range

Additional delaying-sweep circuitry provides conventional, or triggered jitter-free delay, 1 μ sec to 0.1 sec in 12 calibrated ranges. Range accuracy within 1%. Incremental accuracy within 0.2% of full scale.

Versatile Triggering

Internal or external, with amplitude-level selection or AUTOMATIC TRIGGERING. High-frequency synchronization up to 30 mc.

Square-Wave Amplitude Calibrator

0.2 mv to 100 v in 18 steps, accurate within 3%.

New Cathode-Ray Tube

Tektronix T54P 5" precision metallized crt provides 4-cm vertical and 10-cm horizontal

linear deflection, 10-kv regulated accelerating potential.

Balanced Delay Network

0.2 μ sec vertical signal delay.

DC-Coupled Unblinking

Uniform unblinking at all sweep speeds and repetition rates.

Electronic Voltage Regulation

All voltages affecting calibrations are fully regulated.

CRT Beam Position Indicators

*Type 545—\$1450 (£560) plus price of desired plug-in units.

*Type 541—Same characteristics, less delayed-sweep facility—\$1145 (£440) plus price of desired plug-in units.

Prices f.o.b. Portland (Beaverton), Oregon *Plus duty if applicable.

Represented in Great Britain by
LIVINGSTON LABORATORIES LTD.

Retcar Street, London N. 19
Archway 6251



Tektronix, Inc.

P. O. BOX 831D, PORTLAND 7, OREGON, U.S.A.
Cypress 2-2611 • Cable: TEKTRONIX



**POST THE COUPON TODAY
FOR OUR BROCHURE ON THE
LATEST METHODS OF HOME
TRAINING FOR OVER
150 CAREERS AND HOBBIES**

THE ADVANTAGES OF E.M.I. TRAINING

- ★ The teaching methods are planned to meet modern industrial requirements.
- ★ We offer training in all subjects which provide lucrative jobs or interesting hobbies.
- ★ The student is taken carefully and thoroughly through his chosen subject.
- ★ A tutor is personally allotted by name to ensure private and individual tuition.
- ★ Free advice covering all aspects of training is given to students before and after enrolment with us.

NEW

**LEARN THE PRACTICAL WAY
— COURSES WITH EQUIPMENT**

With many courses we supply actual equipment thus combining theory and practice in the correct educational sequence. The equipment, specially prepared and designed, remains your property. Courses include: Radio, Television, Electronics, Draughtsmanship, Carpentry, Photography and Commercial Art, Amateur S.W. Radio, Electricity, Languages, Mechanics, etc.



Equipment supplied upon enrolment and remains your property.

PRIVATE AND INDIVIDUAL TUITION IN YOUR OWN HOME

Accountancy	Customs & Excise Officer	M.C.A. Licences	Secretaryship
Advertising	Draughtsmanship	Mechanical	Shorthand & Typing
Aeronautical Engineering	Economics	Engineering	Sound Recording
Automobile Engineering	Electrical	Motor Engineering	Structural Engineering
Banking	Electronics	Photography	Te-communications
Book-keeping	Fashion Drawing	P.M.G. Licences	Television
Building	Heating & Ventilating Engineering	Police Production	Time & Motion Study
Business Management	Industrial Administration	Public Speaking	Tracing
Carpentry	Journalism	Radar	Welding
Chemistry	Languages	Radio & Television Servicing	Writing
Civil Service	Marine Engineering	Refrigeration	Workshop Practice
Civil Engineering	Mathematics	Retail Shop Management	Works
Commercial Subjects		Salesmanship	Management and many others.
Commercial Art & Drawing		Sanitation	

Also courses for University Degrees, General Certificate of Education, B.Sc.Eng., A.M.I.Mech.E., L.I.O.B., A.C.C.A., A.C.I.S., A.M.Brit.I.R.E., A.M.I.I.A., City & Guilds Examinations, R.S.A. Certificates, etc.

Courses from 15/- per month

EMI

INSTITUTES

**THE ONLY POSTAL COLLEGE WHICH
IS PART OF A WORLD-WIDE
INDUSTRIAL ORGANISATION**

POST THIS COUPON TODAY

Please send without obligation your FREE book.

**E.M.I. INSTITUTES Dept. 127k,
Grove Park Road, London, W.4.**

NAME

ADDRESS

SUBJECT(S) OF INTEREST

(We shall not worry you with personal visits)


NOVEMBER

IC38a

BICC

Cellular Polythene

T/V DOWNLOADS



A new range of television downloads is described in this booklet. They have been developed by BICC using Cellular Polythene as the dielectric to provide minimum attenuation, and resistance to moisture ingress.

Write to-day for your copy of this Publication (No. 357)



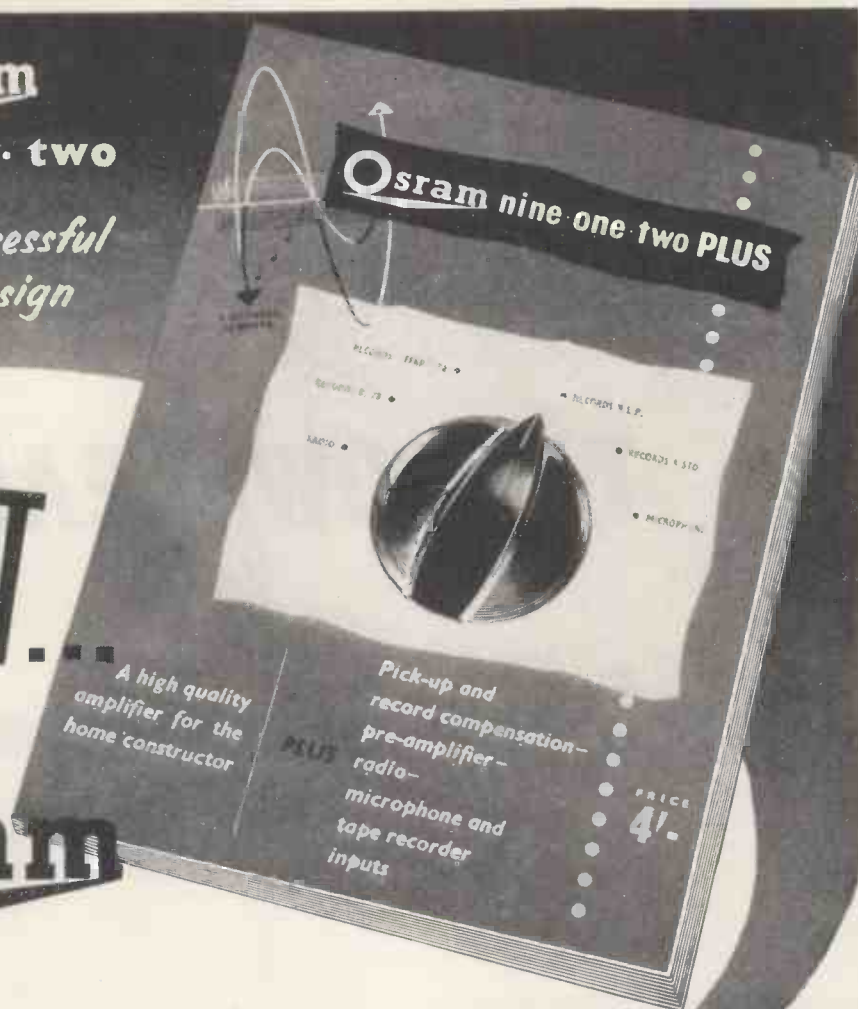
BRITISH INSULATED CALLENDER'S CABLES LIMITED
21 BLOOMSBURY STREET, LONDON, W.C.1



Osram
nine · one · two

*the most successful
amplifier design*

now.

nine · one · two PLUS

**Six position fully screened
Selector Switch, with or
without pre-amplifier, to
cater for all types
of record, various types
of pick-up, radio and
microphone inputs.**

This book gives details of how to modernise this popular Amplifier. Stage by stage wiring instructions are included for the improved '912', and there are many additional valuable features. By purchasing this book, you can read how to bring up-to-date your existing Osram '912' or obtain full details for constructing this versatile and remarkable Amplifier for High Quality Sound Reproduction. It costs 4s. 0d. from your dealer or by post 3d. extra from Osram Valve & Electronics Dept.



STABLE • ACCURATE • TEN RANGES

The new Pye "Scalamp" Megohm per Volt D.C. Voltmeter opens up fresh possibilities of measurement in a very wide variety of applications. It is of particular interest to electronic engineers in that it enables measurements of D.C. circuit potentials to be taken directly with higher accuracy than with any comparable instrument. Measurement of insulation resistance can be made with great rapidity and ease. On the upper ranges, the input resistance compares favourably with all but the most elaborate D.C. valve voltmeters, and this without any measurable drift and with complete independence from spurious variations caused by mains or battery supply. The comparative simplicity of construction enables the price to be set at only a fraction of that of instruments of similar performance.

Specification

14 cm (5½"); scale calibrated in two range 0-10 and 0-30.
 Ten-way switch giving full-scale ranges of 0.01, 0.03, 0.1, 0.3, 1.0, 3.0, 10, 30, 100 and 300 volts.
 Light Spot supply via built-in transformer from 200-250 volts A.C. or from 4-volt battery. Accuracy $\pm 1\%$.

SCIENTIFIC  INSTRUMENTS

W. G. PYE & CO. LTD. GRANTA WORKS, CAMBRIDGE

Model 1433 Voltage Calibrator



Primarily designed for the calibration of input voltages applied to Cathode Ray Oscillographs, this Unit will be found invaluable in any application where an accurately-known and continuously variable a.c. source at 50 cycles is required.

Any voltage from 3 millivolts up to 100 volts is attainable, the output of the Calibrator being read directly on the scale of a first-grade 4 in. meter to an accuracy of better than 5%.

Provision is made to allow the unit to operate with one side of its output at earth potential or at any reasonable level above or below earth by an external biasing arrangement.

Write for illustrated leaflet to:—

COSSOR INSTRUMENTS LIMITED

(Dept. 1) COSSOR HOUSE · HIGHBURY GROVE · LONDON · N.5


TELEPHONE: CANonbury 1234 (33 lines)

TELEGRAMS: COSSOR, NORPHONE, LONDON

CABLES: COSSOR, LONDON

THE DUOMAGNETTE

THE LATEST ELAC FOCALISER



*Leading the
field in TV
components*



Improved beam focus and picture positioning with minimum effect on scan coils and ion trap assemblies.

- Fitted with latest type dual "Magnadur" sintered Oxide Magnets.
- Magnets DO NOT ROTATE during adjustment.
- Friction damping ensures smooth positive movement without backlash.
- Rapid and easy adjustment of focus and picture position.

*For wide angle tubes with 38 mm.
diameter necks.*

RETAIL PRICES IN U.K.

Type FD12/90 (Low flux)	22/6
Type FD13/90 (Medium flux)	23/-
Type FD14/90 (High flux)	25/-

ELECTRO ACOUSTIC INDUSTRIES LIMITED

Stamford Works, Broad Lane, Tottenham, N.15

Telephone: TOTtenham 0505-7

TAYLOR TUNNICLIFF

Makers of Porcelain Insulation

Low



Loss



Ceramics

ANOTHER BATCH OF THE FINEST
QUALITY CERAMIC INSULATORS . . .

A SERVICE WHICH TT HAVE DEVELOPED
AFTER YEARS OF CONTINUOUS EXHAUSTIVE
RESEARCH.

THESE TT INSULATORS PLAY AN
IMPORTANT ROLE IN ELECTRONIC
DEVELOPMENT.



TAYLOR TUNNICLIFF (REFRACTORIES) LTD.
ALBION WORKS • LONGTON • STOKE-ON-TRENT

Telephone : Longton 33071/2.

London Office: 125 HIGH HOLBORN, LONDON, W.C.1. Tel. Holborn 1951/2

STRICTLY EXPORT ONLY



Leading Exporters of all types of Radio Receiving and Transmitting Tubes. Over 1,200 types in large quantities, available ex-stock. Contractors to British Commonwealth and Foreign Governments for Army, Navy and Air Forces, Post Offices, Civil Air Lines, etc. Ask for Export List.

SOME OF THE TYPES CARRIED IN STOCK

1AC6	3C23	6B5	6N7GT	7H7	16A5	77	308	4080A	CM923	6X2	EL81
1A3	3C24	6B9G	6P7G	7H7	17Z3	78	809	4021A	CMV8	DL63	EY61
1ASGT	3C45	6B7	6Q7G	7Q7	18	80	810	4033A	CMV28	DL64	EZ40
1A7G	3CP1	6B8	6Q7GT	7R7	19A05	80/B	811	4045A	CV3	DL82	FG17
1A7GT	3D8/128	6B8G	6R7	7S7	19E2	81	813	4048A	CV8	DL92	FG27A
1B88	3DP1	6B9GT	6R7G	7W7	19X3	82	814	4060A	CV24	DL93	FG67
1B87	3FP7	6B9	6R7GT	7T4	19Y3	83	815	4205E	CV43	DL94	FKX15
1C5G	3L4	6B2	6S7	7Z4	21A6	83V	818	4212E	CV52	DRM1B	GE50
1C5GT	3Q4	6B9G	6SA7	8D2	23D	84	828	4280A	CV57	DRM2B	GD74B
1D5	3Q5G	6BH6	6SA7GT	8D5	24G	84	828	4313C	CV58	DRM3B	GEX00
1D8	3Q5GT	6BJ6	6S5	9D2	25A8/G	89(Y)	929A	4328D	CV84	E4443	GEX24
1D8/GT	3S4	6B7	6S7GT	9D6	25A8GT	90TB	929B	4378	CV87	E1148	GEX35
1E7G	3V4	6B87	6SD7GT	9HP7	25L6	117LGT	930B	4690	CV72	E1155	GEX44/1
1E7GT	4C27	6B8	6S7	10	25L6GT	117N7GT	932	5783	CV76	E1190	GEX45/1
1F6G	4C29	6B87	6S7	10Y	25N7GT	117Z6GT	932A	7193	CV83	E1191	GEX54
1G4GT	4D1	6B8	6S7	10D1	25Y5	210HL	833/833A	7475	CV85	E1192	GEX54/3
1G5G	4J53	6C4	6SH7	11D3	25Z4G	210SPG	836	8011	CV88	E1231	GEX54/4
1G6/GT	4THA	6C5	6SH7GT	11D5	25Z6	210SPT	837	8012A	CV92	E1248	GEX54/5
1H5G	4TP5	6C5G	6S7	12A8	25Z8G	210VPT	838	8013A	CV100	E1254	GEX55/1
1H5GT	5AP1	6C5GT	6SJ7GT	12A8GT	25Z8GT	212E	841	8016	CV101	E1265	GEX64
1H6G	5A/102D	6C8	6SJ7Y	12A8GT	27	216P	843	8019	CV118	E1266	GEX66
LL4	5B4G	6C21	6SK7	12A8GT	28D7	215SG	850	8020	CV119	E1271	GEX69
LLA6	5B502A	6CD5G	6SK7GT	12A8	30	217C	860	9001	CV125	E1272	GL486A
LLB6	5B51	6CE6	6SL7GT	12A7B	32	220B	861	9002	CV172	E1329	GL451
LLD5	5C1	6D8	6SN7GT	12A7T	33	220P	863	9003	CV174	E1323	GTIC
LLH4	5C27	6D7	6S7	12A8	39A/100A	220RC	864	9004	CV179	E1359	GU20
LLN5	5C450A	6E5	6S7GT	12A7	35A5	220TH	865	9006	CV192	E1366	GU21
1N6G	6D21	6E8	6S7	12A7	35L6GT	231D	866A	AC4/PEN	CV415	E1379	GU50
1N6GT	6FP7	6F3	6S7	12B8	35T	250TH	866B	ACT4	CV967	E1436	H30
1P5GT	6G21	6F3G	6T7G	12B8	35TG	282A/B	869B	ACT6	CV980	E1468	H63
1Q5GT	6J24	6F5GT	6U5G	12B87	35W4	278A	872A	ACT17	CV988	E1474	HD14
1R4	5L35	6F8	6U5/6G5	12C8	35Z3	282A	874	APP4B	CV1481	E1481	HF30
1R5	6L1	6F8G	6U7G	12C8GT	35Z4GT	304TH. TL	876A	APP4C	CV1583	E1484	HL2
1R4	5R4GY	6F9GT	6V8	12D7	35Z5GT	307A	876	APP4G	CV1588	E1486	HL2K
1S6	6T4	6F7	6V8G	12E8	38	310A	878A	A112	CV1986	E1490	HL4
1U5	6V4G	6F7E	6V8GT	12E8GT	37	310B	884	A113	CV6008	E1494	HL23
1Q5GT	6V4G	6F8G	6W2	12J7GT	38	311A	905A	AR300A	CV31	E1491	HL41
1V	5X4G	6F8GT	6W7G	12K7GT	39/44	313C	923	AR4101	CV32	E1492	HL23
2A3	6Y3G	6G5G	6X4	12K8	40	323A	931A	ARF3	D1	E1493	HL23
2A3G	6Y3GT	6G8G	6X5	12K8GT	41	327A	934	ARF4	D15	E1494	HL23
2A5	6Y4G	6E8	6X5G	12Q7GT	41MP	328A/4328A	955	ARF13	D41	E1495	HL23
2A8	5Z3	6E8G	6X5GT	12S47	41MPT	337A	958	ARF38	D42	E1496	HL23
2A7	5Z4	6E8GT	6Y8G	12S4GT	41MTL	354V	957	AR86	D43	E1497	HL23
2B7	5Z4G	6J5	6Y7G	12S7	41MXP	357A	958A	AT4	D63	E1498	HL23
2C28	5Z4GT	6J5G	6Z5	12S7GT	41BTH	368A	959	AT5	D77	E1499	HL23
2C26A	6A7	6J8	7B6	12S7GT	48	380A	961	AT40	DA30	E1500	HL23
2C34	6A8	6J8	7A4	12S7	42SPT	388A	12896A	ATP4	DA60	E1501	HL23
2C40	6A7	6J7	7A5	12S7GT	43	394A	1616	AT870	DA90	E1502	HL23
2C43	6A8G	6J7G	7A6	12S47	45	450TL	1619	AU5	DA100	E1503	HL23
2D21	6A8GT	6J7GT	7A7	12S7GT	45SPE	708A	1622	AU7	DAF91	E1504	HL23
2E22	6A7	6J8	7B6	12S7GT	48	708A	1624	AZ1	DD625	E1505	HL23
2I21A	6A8B	6K6G	7B7	12S7GT	50C5	707A/B	1625	AZ31	DE75	E1506	HL23
2I34	6A7	6K6GT	7B7E	12S7	50CD8G	708A	1626	AZ41	DET9	E1507	HL23
2I36	6A7G	6K7	7B7P	12S7GT	50L8GT	709A	1629	B81	DET12	E1508	HL23
2I39	6A8G	6K7G	7C4	12S7	50L8GT	718A	1635	B30	DET16	E1509	HL23
2F48	6A7	6K7GT	7C5	12U8	63A	714Y	1642	BL83	DET19	E1510	HL23
2F54	6A17	6K8	7C8	12X3	58KU	717A	1648	BT45	DET25	E1511	HL23
2I54B	6A5	6K8G	7C7	12Y4	54	723A/B	1615	C5B	DET25	E1512	HL23
2X2/879	6A6	6K8GT	7D5	14B6	57	724A	1851	C1C	DF91	E1513	HL23
2X2A	6A5	6L5G	7D7	14E7	58	725A	1900	C9A	DF92	E1514	HL23
3A4	6AM5	6L5	7D8	14E7	59	728A	2050	DA925	D43	E1515	HL23
3A7	6AM8	6L6G	7D9	14E7	61P	800	2051	CAV25	DE76	E1516	HL23
3B7/1291	6A8	6L6GA	7E5	14R7	71A	801	2151	CK1005	DE77	E1517	HL23
3B24	6A7B	6L7	7E8	14S7	72	801A	3951	CL38	DE81	E1518	HL23
3B26	6A7G	6L7G	7E7	15D2	73	803	4008A	CM96	DA101	E1519	HL23
3B7/151A	6A8	6N7	7E7	15E	75	805	4019A	CM923	DE107	E1520	HL23
3B7	6B4	6N7G	7Q7	15R	76	807	4019B	CM925	DK11	E1521	HL23

HALL ELECTRIC LTD


HALTRON HOUSE, 49-55 LISSON GROVE, LONDON N.W.1.

Tel: Ambassador 1041 (5 lines)

Cables: Halletric, London

HALTRON

HALTRON



*** FREQUENCY SHIFT TELEGRAPH TERMINAL EQUIPMENT**


Designed to work in conjunction with conventional receivers for the reception in dual diversity, of wide or narrow band frequency-shift and on/off, or reversed on/off, hand or automatic radio telegraph and teleprinter signals. Up to 85 db of rapid variation in input signal level can be accepted with frequency-shift working, and up to 35 db with on/off or reversed on/off, working. Keying speeds up to 200 bauds can normally be handled—this range can be extended if required. This versatile receiver is also suitable for use with the new 50 c/s Pilot Carrier frequency shift system.

A.T.E. Telegraph Equipment

TELEGRAPH DISTORTION MEASURING SETS

This equipment is available either in portable form or arranged for standard width rack mounting. There are two units each 18 1/4" x 11 1/2" x 13 1/2", both mains driven, either may be used independently for certain tests or both may be used in combination to cover a comprehensive series of tests. These tests, which need not interfere with normal transmission, cover transmission and reception. The transmitting unit can send perfect or distorted signals at any speed from 20 to 80 bauds or up to 200 bauds with modification. It can generate reversals and character repetitions and incorporates a 100 character test message sender. An additional feature of this unit is its use as a relay tester.


The receiver unit indicates the distortion on a *working circuit* without interrupting the service. Each element of a start-stop signal appears separately on the CRT which produces a spiral time base display. Adjustable speeds from 20-80 bauds or up to 200 bauds with modification.



Details of these and other telegraph equipments will gladly be sent on request.

*** REGENERATIVE REPEATER**

A mains operated, start-stop, five unit code equipment. Designed for use in both radio and line teleprinter circuits to regenerate and correct distorted signals, it also arranges for the automatic insertion of correct length stop-elements and the rejection of spurious signals.



AUTOMATIC TELEPHONE & ELECTRIC COMPANY LTD.

(RADIO & TRANSMISSION DIVISION) *Strowger House, Arundel Street, London, W.C.2.*

Telephone: *TEMple Bar 9262.*

Telegrams: *Strowgerex London.*

Strowger Works, Liverpool 7.

Whatever the recorder
Choose—



— A NEW
 LOW COST HIGH QUALITY

MAGNETIC RECORDING PAPER BASED TAPE

- MANUFACTURED BY ONE OF THE COUNTRY'S LEADING POWDER METALLURGICAL LABORATORIES
- MIRROR SMOOTH FINISH DESIGNED TO REDUCE FRICTION AND WEAR ON HEADS
- EMBODYING QUALITIES FOUND IN THE MORE EXPENSIVE TAPES
- 7" DIA. IMPROVED UNIVERSAL SPOOL CONTAINING 1,200 FEET
- LET THIS NEW TAPE "SPEAK FOR ITSELF"

RETAIL PRICE **£1** WITH FULL TRADE DISCOUNT

Enquiries to:—

SALFORD ELECTRICAL INSTRUMENTS LTD.

PEEL WORKS • SILK STREET • SALFORD 3 • LANCs

LONDON OFFICE : MAGNET HOUSE • KINGSWAY • WC2 • Tel: Temple Bar 4669

A Subsidiary of THE GENERAL ELECTRIC COMPANY LTD. OF ENGLAND

For *Incomparable* FIDELITY



**TWO-SPEED TWIN TRACK
TAPE RECORDER**

*When you need the best in Tape Recorders
your choice will be a "CONCERTONE"*

The "Concertone" tape recorder will give you the *ultimate listening pleasure* that comes from High Fidelity recording. Simple, absolutely reliable, rugged, compact, lightweight and easily portable, the "Concertone" will, wherever there are sounds to be recorded, serve *faithfully*, earning justly, *unqualified praise*. It will re-create the true image of the original performance.

**48 GNS
COMPLETE**

SHORT TECHNICAL SPECIFICATION

Tape Speeds	7½in./sec. and 3½in./sec.
Heads	Two half track
Erase frequency	51 kc.
Tape loading	Single slot, Drop-in
Type of brakes	Servomatic
Head units	By Wearite
Inputs accommodated	Mic, Rad, Gram.
Power Output	3-4 watts
Frequency response 7½in./sec.	50-12,000 cps.
Frequency response 3½in./sec.	50-6,000 cps.
Fast Forward time	60 secs.
Fast Rewind time	45 secs.
Overall size, closed	16½in. by 12in. by 7in. approx.
Gross weight	26lbs. approx.

FISHER ELECTRONICS CO. LTD.

70 BREWER STREET, LONDON, W.1

TRADE ENQUIRIES CORDIALLY INVITED

TELEPHONE :
GER 3376



**"What we need for this job is a B.F.O.
Who makes them?"**

*"Furzehill, of course—they've
four to choose from!"*

TYPES

- A.F. 200B.....20 - 20,000 c/s
- A.F. 200L.....15 - 3,000 c/s
- G. 40820 - 20,000 c/s
mains or battery drive
- G. 43020 - 20,000 c/s
with incremental dial ± 50 c/s

All 2 watts output

No one else offers this range of B.F.O.'s



Write for illustrated leaflet G to Dept. W.W.

Furzehill Laboratories Ltd.

Clarendon Road, Watford, Herts., Telephone: Gadebrook 4686

REAL HIGH FIDELITY at modest cost . . .

• **Manufacturer-to-Consumer policy saves you at least one-third cost!**

We are now specialising in the supply of units for making up high-fidelity Radio and Record-reproducing Equipment for use in the Home, small Halls, Schools and Gramophone Societies and single items for replacing in existing equipments and radiograms.

Our Chief Engineer, who is operating a Technical Guidance

Service, is available daily, including Saturdays, from 10 a.m. to 6 p.m., or will deal with enquiries by return of post. Our new illustrated Catalogue and Supplement will be a great boon to those desiring high quality equipment for modest expenditure. Send two 2½d. stamps for your copy now. It may well save you pounds.

No. 1 "SYMPHONY" AMPLIFIER is a 3-channel 5-watt Gram/Radio Amplifier with astonishingly flexible tone control. You can lift the treble, the bass, or—and here is the unique feature—the middle frequencies to suit your own ear characteristics and the record or radio programme being heard. It is thus possible to arrange the frequency-response of the amplifier to a curve equal and opposite to the resultant curve of the other items in the chain so that what finally registers in the brain is as per original. This flexibility of control is even more important than the nominal linear response of the amplifier, as the pickup, speaker, etc., are not linear. Independent Scratch-Cut is also fitted and special negative-feedback circuit employed. The Amplifier can accommodate a wide variety of records from old 78s to new L.P.s. Input is for all types of pickup of 0.1 v. output or more and there is full provision (and power) for Radio Tuner. It is available to match 2/3 or 15 ohms speakers. Price: 11 gns. (carriage 5/-). Fitted in portable Steel Cabinet, 2 gns. extra.

No. 2 "SYMPHONY" AMPLIFIER as No. 1 but with 10-watt Push-pull triode output and triodes throughout. Woden mains and output transformers and choke. Output tapped 3, 7.5 and 15 ohms. Full provision and power for Tuner. Competes with the most expensive amplifiers on the market yet costs only 16 gns. (carriage 5/-). Fitted in portable Steel Cabinet 2 gns. extra.

"SYMPHONY" AMPLIFIERS with REMOTE CONTROL. Both the above model Amplifiers are available with all controls on a separate Control Panel with up to 4ft. flexible cable which simply plugs into the amplifier. Enables the Amplifier proper to be sat in the bottom of a cabinet whilst the controls are mounted conveniently higher up. Extra cost 2 gns.

STUDIO "SYMPHONY" AND DECCA AMPLIFIERS, Models 1 and 2. These amplifiers possess all the facilities of the above standard models together with valve amplification stage and precise tone correction circuits (separate for Std. and L.P.) to match the Studio Type "P" or Transcription and the Decca XMS Magnetic Heads respectively. Prices: No. 1, 13 gns. No. 2, 18 gns. Carr. 5/-.

"SYMPHONY" RADIO FEEDER UNITS

No. 1 "SYMPHONY" TUNER. A T.R.F. model designed for the quality reception of local stations. Quality is adequate for amplifiers of the highest fidelity class. Infinite impedance detection. Controls: gain, wave-change and radio/gram switch. Illuminated engraved glass dial. Latest miniature valves. Overall dimensions: 9in. wide x 6in. deep x 6in. high. Power required: 6.3 v. at 1 amp. and 250/300 v. at 15 mA. Price £7/7/-. Carr. and pkg. 5/-.

No. 2 "SYMPHONY" SUPERHET TUNER. Three wavebands, advanced circuit, very newest valve types, floodlit glass dial with bronze escutcheon provided. Suitable for use with the best amplifiers. Overall dimensions: 12in. wide x 8½in. high x 7in. deep. Controls: on/off/gain, radiogram, wave-change and tuning. Dial cut-out: 8in. x 4½in. either horizontally or vertically (state which required). Tuner can be readily mounted at any angle. Requires 6.3 v. at 1.5 amp. and 250/300 v. at 20 mA. Price £11/11/-. Carr. and pkg. 5/-.

No. 2½S VARIABLE-SELECTIVITY SUPERHET TUNER. As No. 2 but incorporating on the wave-change switch an extra position for radio, giving T.R.F. bandwidth. Price 13 gns. Carr. and pkg. 5/-.

NEW MODEL PORTABLE RECORD PLAYERS We are pleased to announce the entry on to the market of two "Symphony" Record Players designed to represent the greatest value in this line ever offered. Model No. 1 contains the Collaro 3-speed single record playing unit AC3/554 and model No. 2 contains the Collaro Auto-changer RC54. They are available with either Type "O" insert, "P" insert or transcription insert. Prices (in attractive Rexine case), No. 1 £10/19/6. No. 2 £14/19/6, carr. 7/6. Transcription insert 6/9 extra.

● "Symphony" No. 1 F.M. TUNER

We are pleased to announce that after extended research our new High Fidelity F.M. TUNER has been placed on the market and is available for immediate delivery from stock. It incorporates the latest type of permeability-tuned coil assembly of advanced design housed in die-cast protective anti-radiation shroud. The Tuner employs the most modern types of valves newly developed especially for F.M. circuits —EC85, 2 x EF89, EB91.

The efficiency of the general circuit ensures extreme sensitivity and a very high music-noise ratio. The output impedance is ¼ Megohm, rendering it suitable for feeding into any normal amplifier including those of the Highest Fidelity class.

A volume control is incorporated to adjust for variations in signal strength and amplifier input sensitivity. A radiogram selector switch and pickup socket are also incorporated, and the unit is readily linked to an A.M. Tuner without external changeover switch. The slow-motion tuning drive is especially smooth and free from backlash and the glass dial is illuminated. Overall size is: 9in. wide x 6in. deep x 6in. high.

The power requirements are: 6.3 v. at 2 amps. and 250 v. at 40 mA. Our model FMI Power Pack is ideal for providing this power and has capacity for the average A.M. Tuner as well.

The price of this high grade F.M. Tuner is only 14 gns. tax paid, and the Power Pack £3/7/6 extra if required.

CURRENT GARRARD, COLLARO & B.S.R. PRODUCTS AVAILABLE FOR IMMEDIATE DELIVERY FROM STOCK AT PRESENT.

MODEL TA 3-speed unit, with plus-in turnover head Type GC2, £10/16/-, or with Acos HGP 33 or 37 heads, £10/14/-, or with two separate high fidelity Acos HGP35 heads, £12/17/-.. Unit less heads, £8/11/-, post 2/6. Heads, 42/3 each, post 1/-.

MODEL TB as above, but with long pickup arm. Less heads, £8/11/-, post 2/6.

Heads to fit this unit: Decca XMS, 54/6, Decca Crystal, 30/-, Acos HGP55, 42/3. Garrard Standard Magnetic, 28/-, miniature magnetic low impedance, 28/-, miniature magnetic high impedance, 38/-. Post on heads 1/-.

MODEL RC80M AUTOCHANGER. We recommend this as being the most mechanically perfect Auto-changer on the market, and with absolute minimum motor noise—approaching Transcription quality. Price LESS HEADS £15/5/-. Price with short pickup arm and Garrard GC2 or Acos HGP37 turnover pickup Head £17/7/6 or with full-length Decca arm and complete with two Decca XMS Heads £20/15/- or with two Decca crystal Heads £18/10/- or two Acos H-g Heads £19/10/-. Stylus pressure accurately adjusted before despatch.

STOP PRESS

We can now supply the above fitted with Collaro Studio "O" or "P" cartridge for £18/5/-, or with "PX" transcription cartridge 6/9 extra.

HIRE PURCHASE FACILITIES

NOW AVAILABLE on orders of £15 or over. Send one-third deposit with order, balance over 6 or 12 monthly instalments. State which required.

NORTHERN RADIO SERVICES

11, KINGS COLLEGE RD., ADELAIDE RD., LONDON, N.W.3. Phone: PR1mrose 8314

Tubes: Swiss Cottage and Chalk Farm.

Buses: 2, 13, 31, 113, 187.

COLLARO PICKUPS AND HEADS. Studio Pickup Arm, 13/10. Studio Pickup head type "O" or "P," £3/0/9. Pickup complete £3/14/7. Studio Transcription Pickup Arm with Studio "P" head, £4/15/9. Ditto with Transcription head, £5/2/5.

COLLARO 3-SPEED SINGLE RECORD UNIT AC3/554 and COLLARO 3-SPEED MIXED-RECORD AUTOCHANGER RC54. Both above fitted with either Studio Type "O" or Studio Type "P" pickup heads with permanent sapphire styli. Price £8/18/4 and £13/4/2 respectively. Transcription cartridge 6/9 extra.

TRANSCRIPTION UNITS IN STOCK

COLLARO 2010 less pickup, £14/4/2; with Studio pickup and transcription cartridge £18/12/-.

LENCO GL50 4-speed, continuously variable from above 78 r.p.m. to below 16 r.p.m. Autostop optional. Price with Very High Fidelity crystal head or Goldring variable reluctance head £20/17/6.

CONNOISSEUR 3-variable speeds £27/2/6.

GARRARD 301 3-variable speeds, £25/3/6.

"SYMPHONY" BASS FLEX CABINET KITS. 30in. high, consist of fully-cut ½in. thick, heavy, inert, non-resonant patent acoustic board, deflector plate, felt, all screws, etc., and full instructions, 8in. speaker model, 85/-; 10in. speaker model, 97/6; 12in. speaker model, £57/6. The design is the final result of extensive research in our own laboratory and is your safeguard of optimum acoustic results. Carriage 7/6. Ready built, 10/6 extra.

"SYMPHONY" BASS FLEX CABINETS. Fully finished in figured walnut, oak or mahogany 12in. speaker model, £11/10/-; 10in., £11/8in., £10/10/-. Carriage according to area. Each size gets the best possible response out of appropriate size speaker and provides full, rich bass.

GOODMANS CORNER CABINETS for the AXIOM 150 Mark 2 manufactured by us to Messrs. Goodmans' specification and approved by Messrs. Goodmans. Height 44in. Price: complete kit in plain board and 1½in. thick felt, 8 gns. Price: ready built, 10 gns. Finished in figured walnut, 26 gns. Other veneers to order. Carriage extra according to area. Quotation by return.

CONSOLE AMPLIFIER CABINETS. 33in. high, lift-up lid with piano hinge, take Tape Deck, Gram Unit or Auto-changer, Amplifier, Pre-Amplifier and Radio Feeder Unit finished medium walnut veneer. De Luxe version, price 11 gns. Oak or mahogany veneers 20/- extra. Special finishes to order. Carriage according to area, we will quote by return.

COME AND HEAR the above amplifiers, Tuners, and Gram units playing through a variety of loudspeakers in appropriate Acoustic Cabinets in our Showroom. They include Wharfedale, W.B. and Goodmans. The experience and information gained will save you time, money and trouble.

NEW ARCOLECTRIC SIGNAL LAMPS

For Low Voltage or Mains

Illustrated are a few signal lamps taken from our wide range. The insulation of every Arcoelectric signal lamp will resist a flash test of 1,500 volts A.C. The S.L.90 illustrated here is a typical Arcoelectric low voltage signal lampholder. It is designed to accept popular M.E.S. bulbs. The bulb is accessible from front or rear of panel. The domed plastic lens surrounded by a polished chrome bezel gives a most attractive panel appearance. This holder can be fixed in a single $\frac{3}{4}$ in. hole. The mains voltage signal lamp SL88/N is supplied complete with an M.E.S. neon tube and a suitable series resistance.

Write for Catalogue No. 130

ARCOLECTRIC
SWITCHES · LTD

CENTRAL AVENUE, WEST MOLESEY, SURREY. TELEPHONE: MOLESEY 4336 (3 LINES)



MAXI-Q REGD. TWO NEW COMPONENTS



FERRITE ROD AERIALS

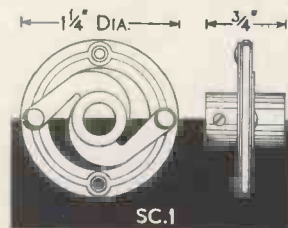
brackets. Send 6d. in stamps for leaflet giving suitable circuits and layout with full application data.

FERRITE ROD AERIALS

- FRA. 1. Dual wave for 300 pF. tuning (12/6 ea.). Suitable Oscillator Coils "Miniature Dual Purpose" Range 1 Red and Range 2 Red (3/11 ea.).
- FRA. 2. Dual wave for 500 pF. tuning (12/6 ea.). Suitable Oscillator Coils F/LW and F/MW (3/11 ea.). Litz wound M.W. coils and Wavewound L.W. coils wound on high permeability Ferromagnetic rods $\frac{7}{8}$ in. \times $\frac{1}{8}$ in. dia. No separate aerial coil or external aerial is required. Inductance is easily adjusted for alignment. Gives high selectivity with consequent reduction in second channel and adjacent channel whistles. Ideal for portable receivers. Supplied complete with insulated mounting

FLEXIBLE SPINDLE COUPLERS, SC.1. Price 2/6.

The lining up of coupled components is made easy with these Polythene insulated flexible couplers. They are completely flexible but entirely free from backlash. The insulator is $\frac{1}{4}$ in. dia. and the complete coupler is $\frac{3}{16}$ in. in width. The bushes are drilled for $\frac{1}{16}$ in. dia. spindle. Obtainable from all reputable stockists or in cases of difficulty direct from works. General catalogue covering technical information on full range of components, 1/- post paid.



DENCO (CLACTON) LIMITED
357/9 OLD ROAD, CLACTON-ON-SEA, ESSEX

Stop Press:

"OSRAM" "912 PLUS" AMPLIFIER

Gold finished front panel with brown control markings 7/6
Chassis, aluminium, completely punched 14/6
Pre-Amplifier Chassis, completely punched 6/-

"OSRAM F.M. TUNER"

Chassis, front panel, printed dial plate and drive mechanism, 37/6.
Aerial coil O/T1, 2/9. R.F. Coil O/L1, 2/6. Oscillator Coil O/L2,

2/-, 1st, 2nd and 3rd IFT's, IFT 11/10.7, 6/- each. Ratio Discriminator Transformer O/T2 (T5), complete with crystals, 19/6.

"MULLARD F.M. TUNER"

I.F. Rejectors, Ref. 510/IFF, 2/6. Aerial Coil L1/L2, Ref. 510/AE, 4/6. Choke L3, Ref. 510/RFC, 2/-, R.F. Coil L4, Ref. 510/RF, 2/6; Oscillator Coil L5/L6, Ref. 510/OSC., 4/6. 1st IFT L7/L8, Ref. 510/IFT1, 7/6. 2nd IFT L9/10, Ref. 510/IFT2, 7/6. Ratio Detector Transformer L11/12/13, Ref. 510/RDT, 12/6. Aluminium Chassis, completely punched, 12/-.

THE SIMON GROUP OF COMPANIES,

comprising :

- **SIMON EQUIPMENT LTD** *(Monitoring Installations)*
- **SIMON SOUND SERVICE LTD** *(Tape Recorders)*
- **SIMON DEVELOPMENT LTD** *(Automation)*


To meet an expanding programme of development and production, applications are invited from suitable men for the following posts:

- DRAWING OFFICE** Senior men for original development work. Should be experienced in detailed electronic mechanical work on small apparatus. (Applications to Chief Engineer.) *Commencing salary in the region of £1,000 per annum.*
- DEVELOPMENT LABORATORY** Technicians for prototype work in the development section. These positions are particularly suitable for applicants undertaking further study with a view to progression in their profession. (Applications to Chief Engineer.) *Commencing salary in the region of £750 per annum.*
- SERVICE DEPARTMENT** An engineer capable of locating and correcting faults in both mechanical and electronic sections of tape recording equipment and of handling check tests of new equipment. (Applications to Works Manager.) *Salary £550 per annum.*
- WORKS DEPARTMENT**
- ASSEMBLY SHOP** First-class instrument assemblers.
- MACHINE SHOP** Skilled machinists.
- WIRING SHOP** Skilled female wirers and solderers. (Applications to the Works Manager.)

SALES ORGANISATION A number of progressive appointments will shortly be available. Men of experience and ability who see a future in the field of tape recording are invited to apply for further particulars. (Applications to the Sales Director.)



Products of the Simon Group are the Simon SP/2 Recorder shown left (Simon Sound Service Ltd.), and the Long Duration Tape Monitor LDT. 14 shown right (Simon Equipment Ltd.)



SIMON SOUND SERVICE LTD.
 46/50 GEORGE STREET. LONDON, W.1 WELbeck 2371 (5 lines)

an open
Invitation
to all manufacturers

of

Photo Flash Equipment

Deaf Aids

**Private Telephone
Installations**

Amplifiers

D.C. Power Units

Spot Welding Equipment

Test Gear

Magnetisation Equipment

You are invited to regard the **TECHNICIANS** at DALY as a part of your own technical staff. Non-standard components are invariably a source of worry, therefore the Electrical Industry find the DALY "made-to-measure" service for individual requirements specially helpful and a great time-saver.

For **URGENT** problems a telephone request will bring us post haste to your factory for consultation without obligation—and you will find our readiness to help both valuable and economic.

DALY ELECTROLYTICS for ELECTRONICS and COMMUNICATIONS . . . MOTOR START . . . RADIO and T.V. . . . are in great demand throughout the world ; send for appropriate pamphlet.

DALY
ELECTROLYTIC CAPACITORS

CONDENSER SPECIALISTS FOR OVER 20 YEARS

DALY (CONDENSERS) LTD., WEST LODGE WORKS,
THE GREEN, EALING, LONDON, W.5

Phone : EALing 3127-8-9. Cables : DALYCON, LONDON

recent and forthcoming
publications

Color Television Fundamentals

M. S. Kiver 34s

Color Television Standards

D. G. Fink 67s 6d approx.

Television Engineering Handbook

D. G. Fink 127s 6d approx.

Fundamentals of Television Engineering

G. M. Glassford 71s 6d

Color Television Engineering

J. W. Wentworth 75s approx.

Radio Operating Questions and Answers
Twelfth edition

J. L. Hornung 34s approx.

Radio Electronics

S. Seely 56s 6d approx.

Electronic Engineering

S. Seely 56s 6d approx.

Electronic and Radio Engineering
Fourth edition

F. E. Terman 71s 6d approx.

Practical Radio Servicing

W. Marcus and A. Levy 34s approx.

Electrical Circuits

C. E. Siskind 43s approx.

Preventive Maintenance of Electrical Equipment

C. I. Hubert 41s 6d approx.

The Lineman's Handbook


E. B. Kurtz 64s

Mathematics for Electronics with Applications

H. M. Nodelman 45s approx.

Available from your Bookseller.

McGraw-Hill · London



RADIO RECEIVER CHASSIS

Built to the highest specifications, these chassis offer the finest value to the enthusiast. Supplied with set of selected knobs. Socket panels for aerial, earth, speaker, pick-up and gram motor. 200/250/50 cycles only.

TYPE A 5 VALVES

TYPE A: 5 valves 3-wavebands Superhet with full negative feedback and A.V.C. Built-in Ferrite antenna. Full range tone control,

£9/19/6

TYPE B 7 VALVES

TYPE B: 7 valves 3-wavebands Superhet with specially designed push-pull output stage. Separate Bass and Treble

£15/4/6

SPECIAL F.M. CHASSIS

A six-valve pure F.M. chassis with single waveband only, covering all existing and projected B.B.C. FM transmissions. Highest degree of I.F. amplification making it ideally suitable for fringe areas. Output stage specially designed around an EL 41 output valve ensuring a really wide audible frequency range. Permeability-tuned circuit with high stability factor. Special wide-range tone control. Output 4 watts. A.C. 50 cycles only. Provision for external speaker. Co-axial socket for dipole aerial.

13 Gns.

A.M./F.M. CHASSIS

A nine-valve A.M./F.M. chassis with 4 wavebands (Long, medium, short and F.M.) push-pull output stage and magic eye for precision tuning. Specially designed, with permeability-tuned F.M. circuit and a very high degree of I.F. amplification for fringe-area reception, it offers the finest quality regardless of price. Automatic volume control and a special wide-range tone control. Push-pull output stage and compensated network for electrostatic treble speaker, with an output of 5 watts and the widest possible audible frequency range. Special large 10in. high flux-density F.M. Speaker with hyperbolic cone plus matched high-tone electrostatic Speaker. Co-axial socket for dipole aerial. A.C. 50 cycles only. Provision for external speaker.

23 Gns.

A.M. CHASSIS

5-valve Superhet, 2 wavebands (medium and long). AC/DC 200-250 volts. Output 4 watts. Controls—tuning, on/off volume, wave change. Developed to meet the demand for an inexpensive instrument with no sacrifice in the quality of its reproduction and output.

8 Gns.

Packing and carriage for all Chassis 12/6.



CABINETS

The magnificent Bureau type Cabinet illustrated is in specially selected walnut veneered exterior with light Sycamore interior with matching Rexine lining. Two full-sized compartments. Overall measurements: 34in. x 17in. x 33in. high. Price **£17/0/0**

Other high-quality cabinets are available at prices ranging from 10 Gns.

Packing and carriage 15/-.

★ SPECIALLY RECOMMENDED ★ DISC PLAYER

Specially designed for the amateur builder, these Disc Players consist of the latest 3-speed Automatic Record Changers, complete with crystal turn-over pick-up head for long-playing and standard records, mounted on Sycamore lines base. Supplied complete with fitted Mains lead and screened pick-up lead, ready for connecting up.

Price **£10/16/0**

Packing and carriage 7/6.



AUTOMATIC RECORD CHANGERS

Cat. No. RC/A—B.S.R. Monarch, or latest Collaro, 3-speed	£9 15 0
Cat. No. RC/B—GARRARD RC.80, 3-speed, automatic	£13 0 0
A.C. Mains	£26 10 0
Cat. No. RC/C—GARRARD RC.80, 3-speed, automatic	
AC/DC, Universal	

Packing and carriage 7/6.



UNBEATABLE VALUE TAPE RECORDER

In a superbly fitted Moroccan grained carrying case, this instrument is the very finest of its class, regardless of price. Latest type TRUVOX twin-speed Tape Deck. Input for radio, Gram, and Microphone. Built-in selected elliptical Speaker of the very finest quality. Recording (with recording level indicator) or Play-back. 200/250 volts, 50 cycles, A.C. Mains only.

Supplied complete with selected Microphone and Recording Tape.

42 Gns.

TAPE DECKS

TRUVOX 2-speed, twin track. Tape Deck of the latest type, with push-button controls. **£23/2/0**

Packing and carriage 5/-.

Tape Recorder, Amplifier only. Built to the highest standards, magic eye for indicating recording level.

12 Gns.

Packing and carriage 7/6.

LOUDSPEAKERS

Cat. No. LS/10—10in. Standard	£1 5 0
Cat. No. LS/E74—7in. x 4in. ELLIPTICAL	19 6
Cat. No. LS/5—5in. Standard	17 6
Electrostatic Loudspeaker LSH75, for treble response	11 6

Packing and carriage 3/-.

**Domestic
DIRECT SALES LTD.**

**ALL FULLY GUARANTEED
GENEROUS HIRE PURCHASE TERMS**

36. SOUTHAMPTON ST. STRAND, LONDON. W.C.2.

SPECTONE brings

STEREOPHONIC SOUND REPRODUCTION into the Home!



This new reproducing instrument was received with tremendous enthusiasm at the Radio Show as an outstanding achievement in musical reproduction. Using the new E.M.I. "Stereosonic" Tape Recordings with their double-track on which is recorded the complete field of sound over the full frequency range, it can truly be said that here we have the greatest advance yet made in the faithful reproduction of music. Demonstrations can be arranged in our own theatre or through your high-fidelity dealer.

Write for complete specification of this amazing instrument and literature on the Spectone Magnetic Reproducer and the Spectone 510 Mullard Amplifier.

SPECTO LTD. Vale Rd Windsor

QUALITY PLUS ECONOMY

Is that possible? YES! The answer is to be found in the now complete range of "BAKERS Quality Speakers" comprising some 14 models covering the requirements of both the "Quality" enthusiast and the more general purpose Public Address. Further information on the above, including constructional details of suitable enclosures, will be gladly forwarded on request.

THE 12" 15W. DE LUXE
MK. I & MK. II



ALL EXPORT enquiries to:—

JOHN LIONNET & COMPANY,
62-63, Queen Street, London, E.C.4.


PROMPT QUOTATIONS WILL BE SUBMITTED ON REQUEST

BAKERS
'Selhurst'
RADIO

Please write for full details to:

24 DINGWALL ROAD, CROYDON, SURREY.

Croydon 2271/2



MARCONI-SIEMENS

Radio Telephone Terminal

TYPE B
(HW 21)

The type B (HW 21) terminal provides a satisfactory junction of HF radio with line or cable telephone and telegraph circuits. Its primary function is to eliminate the unstable conditions due to the inherently high gain in the radio link by ensuring that the radio circuit is operative in one direction only at any one instant. It also provides facilities for controlling the signal levels to the line or to the radio transmitters for discriminating against line and radio noises, and for simple privacy working. Its features include semi-automatic operation, two or four-wire line connection, electronic VF switching, radio calling facilities, and centralised test and monitoring facilities. It is self-contained for AC mains supply.



THE LINK BETWEEN RADIO AND LINE COMMUNICATIONS

Full details of this and other Marconi-Siemens equipment, which provides completely integrated radio and line telegraph and telephone systems may be obtained from either—




MARCONI'S WIRELESS TELEGRAPH COMPANY LIMITED, CHELMSFORD, ESSEX
OR SIEMENS BROTHERS & CO., LIMITED, WOOLWICH, LONDON, S.E.18

MULTITONE

SPECIALIZE

in equipment for the DEAF
and for PHYSIOTHERAPY



Actual Size of the A.V.C. Instrument (Covers removed).

AUTOMATIC VOLUME COMPRESSION

now available in the sub-miniature 4-stage

Transistor "MINUET" Hearing Aid

Multitone were the first to introduce A.V.C. in Hearing Aids in 1936. It has proved essential for:—

1. Cases of deafness with recruitment (Non-linear deafness).
2. The Quality-Conscious deaf who are unable to tolerate overload distortion.

With the Minuet, two degrees of compression can be selected by the user. In addition the instrument is adjusted during fitting to take variations in individual optimum volume requirements.

Weights only 1½ ounces complete with battery

Inquiries should be addressed to

MULTITONE ELECTRIC CO. LTD.
223-227 St. John Street, London, E.C.1.
PIONEERS IN SOUND AMPLIFICATION

WHY ENGINEERS SPECIFY EGEN potentiometers —

Egen Potentiometers are based on long experience of requirements of television and electronic equipment manufacturers. In design, dependability, accuracy and freedom from wear they are *outstanding*, but, above all, they are completely **NOISELESS**.



DUAL POTENTIOMETERS with concentric operating spindles. The new Egen Dual Potentiometers incorporate all these outstanding design features — multiple contact rotors, smooth easy movement, thorough screening between sections, plus a convenient soldering tag for earthing screened connections

on each metal case. Switch and Potentiometer soldering tags are of high-grade brass heavily silver plated for easy soldering; they are positively located and withstand soldering heat and bending without loss of rigidity. Control spindles can be supplied to suit customers' requirements.

PRE-SET POTENTIOMETERS. Completely enclosed in high-grade phenolic mouldings. Solder tags heavily silver plated for quick soldering. Fully insulated spindles with integral control knobs. Tapped for 2-hole 6 B.A. fixing on ½" centres. Type 126, wire-wound. Type 127, carbon.



STANDARD CARBON POTENTIOMETERS. Made by an entirely new method ensuring a highly stable resistance element, which is also very durable. Silent and smooth in operation, these controls offer both mechanical and electrical reliability. Soldering tags are heavily silver plated to resist oxidation, and the mains switch has an efficient quick make-and-break action.




PRE-SET RESISTOR. This has a wire-wound resistance element, traversed by a nickel-silver slider. Adjustment is effected by a worm drive spindle fitted with a knurled and slotted knob. This component is smooth and noiseless in action and is designed to meet the many and varied requirements of the Electronic Industry. Egen pre-set resistors can be supplied in multi-bank assemblies to suit individual requirements. There are also twin-track models, and types with an electrically divided slider, giving adjustment on two resistors with one operation.



EGEN ELECTRIC LTD. Charfleet Industrial Estate,
Canvey Island, Essex • Phone: Canvey Island 691/2

Improved filter units



with Ferroxcube pot cores

- 1 *High performance combined with small size and light weight.*
- 2 *Designed and built to customers' individual requirements.*
- 3 *Long term stability, even under conditions of temperature variation.*

High quality electrical filter units built around Ferroxcube cores can now be supplied to communications equipment designers' individual specifications. These filter units have significant advantages over comparable types designed without the use of Ferroxcube, particularly in the frequency range 300 c/s to 500 kc/s. For audio frequencies the use of Ferroxcube cores permits the winding of compact coils with very high inductances. This results in a considerable reduction in the size and cost of the associated condensers and hence of the filter unit as a whole. The high Q values obtained for a given volume, especially above 10 kc/s, enable sharp cut off characteristics and low pass-band losses to be achieved, while negligible stray flux facilitates the production of compact and mechanically robust filters. Electrical filter units are among a number of high quality components now being made available by Mullard. Full details of the complete series of components will be gladly supplied upon request.

Mullard



'Ticonal' permanent magnets
Magnadur ceramic magnets
Ferroxcube magnetic cores.

A new *Armstrong* Radiogram

Specialists In High Quality Reproduction for over 20 years

★ ★ ★ ★ ★ ★ ★ ★ ★ ★ ★ ★ ★ ★ ★ ★
★ **The Super** ★
★ ★ ★ ★ ★ ★ ★ ★ ★ ★ ★ ★ ★ ★ ★ ★

**We guarantee that this will be the
FINEST Radiogram you have ever heard**

A beautifully styled and well-made cabinet finished in Mahogany or Walnut veneer.

Twin speaker system with cross-over network incorporating the WHARFEDALE Golden 10in. (cloth suspension) and special TWEETER unit with aluminium voice coil in a heavily lagged acoustic chamber.

The ARMSTRONG 8-watt push-pull chassis incorporating negative feedback and independent Bass and Treble lift and cut controls—a worthy successor in the long line of tried and proven Armstrong radio chassis

The latest COLLARO RC54 High Fidelity Autochanger with Turn-over Crystal Pickup and Sapphire Stylus.

82 guineas

We shall be glad to give you a demonstration of this and other models in our range at our Warlters Road show-rooms (open 9-6 p.m. Weekdays and Saturday). If you are unable to visit us please write for descriptive literature mentioning WIRELESS WORLD.

TRIAL IN YOUR OWN HOME. Your money will be returned if for any reason you are not satisfied after 7 days' trial.



and **FM**

The ARMSTRONG F.M. 56 Tuner designed to give the FULL benefit of the superb V.H.F. transmission will be fitted if specified (£21 extra).

GUARANTEE: All our models are sold under full and unconditional money back guarantee of satisfaction. HIRE PURCHASE facilities are available. Other Radiograms in our range: **STANDARD 69 gns.** **TWIN 57 gns.**

ARMSTRONG WIRELESS & TELEVISION CO. LTD. : Warlters Road, Holloway, N.7 : Telephone: NORth 3213

UNIVERSAL VALVE VOLTMETER

Model VM853

- WIDE RANGE OF VOLTAGE MEASUREMENTS
- HIGHEST POSSIBLE INPUT RESISTANCE ON ALL RANGES
- MEASURES FROM D.C. TO U.H.F

On the lower D.C. ranges, this instrument approaches conditions of an electrostatic voltmeter and on A.C. ranges a measuring diode contained in an external probe, is provided. To minimize the effect of the metal body of the probe, the insulated terminal head can be replaced by a spike. All-range indicator consists of a 5-inch meter fitted with knife-edge pointer and mirror scale. Send for leaflet giving full specification.



	D.C. Ranges	A.C. Ranges
Volt	0-300 mV.	0-1V
Ranges	0-1V-0-300V	0-3V-0-100V
Accuracy	±2% of f.s.d.	±2% of f.s.d.
Input	For the first five ranges, 25 megohms	20 megohms up to medium R.F. on all ranges

BRITISH PHYSICAL LABORATORIES

Radlett, HERTS



Tel: RADLETT 5674-5-6

STABILISED POWER UNIT

A32

*Immediate
delivery*



This small, compact, general purpose unit is ideal for laboratory use or production testing where a stable D.C. supply is essential.

Input—210, 230, 250 V., 40—100 C.P.S.

Output—Stabilised, 120—400 V., 120—80 mA (in two ranges).

Unstabilised, 530—680 V., 150—0 mA.
3.15—0—3.15 V., 4 Amps. A.C.

Stabilisation—Less than 0.15 V. change in output voltage for 10 V. change in mains voltage.

Write for full details of the A32 and other stabilised Power Units of our comprehensive range to—

BOULTON PAUL ELECTRONICS



BOULTON PAUL AIRCRAFT LIMITED, WOLVERHAMPTON, ENGLAND

THE

Reflectograph

R R SERIES 100

A new high quality Record/Reproducer utilizing separate record, and a transistor playback amplifier with full monitoring facilities during recording.

For use in research and industry this instrument is available in multi-channel form (up to 16 channels) to special order; with a frequency response from 60-12000 cycles ± 3 dB, and/or from D.C. levels to 100 cycles in conjunction with Model T sub-unit.

The transistor head amplifier and equalizing stages of the playback unit permit an extremely low hum level, while the playback quality from this amplifier is of the highest order.

The playback characteristics conform closely to the recommended C.C.I.R. specification, so that recordings made on this instrument, as well as the replay of tape records, require only that the "BASS" and "TREBLE" controls on the main amplifier be maintained in the "FLAT" position, to obtain the correct playback response.

For full information on the Reflectograph Range write to the Manufacturers

RUDMAN DARLINGTON (ELECTRONICS) LTD.

Wednesfield, Staffs. Tel: Wolverhampton 31704

A family of famous microphones
made by **Ronette**



RONETTE Microphones, world-famous for quality, uniformity and finish, are manufactured in a variety of models.

Experience, precision and skilled workmanship stand behind each RONETTE Microphone.

For technical details, catalogues etc. please contact:

Sole distributors for Gt. Britain

TRIANON ELECTRIC Ltd. LONDON NW10
95, Cobbold Rd., Willesden Telephone Willesden 2116



McMURDO MICRONECTORS

MICRONECTORS are precision miniature connectors, designed for instrument and aircraft applications where space is limited.

Plug and socket bodies moulded in Nylon Loaded P.F.

Contacts finished in pure gold plating to ensure ease of soldering, low contact resistance, and long storage life without corrosion.

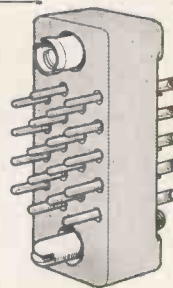
Covers made of anodised aluminium fitted with sturdy cable clamp.

The full range, which will shortly be available, will include: 9, 18, 26 and 34 way.

New Wholesale Agents:—Lugton and Company Limited,
209-212, Tottenham Court Road, London, W.1.
Telephone: MUScum 3261.



Socket
MS18




Plug
MP18

Actual size

18 way

now available



Cover
MC18/A

For full details apply to:—

THE McMURDO INSTRUMENT COMPANY LTD., Victoria Works Ashtead, Surrey. Tel.: Ashtead 3401.

INSTRUMENT CONTROL KNOBS

superb quality — competitive prices — reasonable delivery.

Perfectly moulded with a high polish finish, our range includes a design for practically every purpose. Contact us NOW for fullest information.

All mouldings will accept 1/4 in. spindle.

Available from your local component stockist. If in difficulty please write direct to :—



TYPE "A"

1 1/4 in. dia. x 1/2 in. deep. Large ribbed knob in walnut, ivory or black. 4 B.A. grub screw and locknut fixing. Can be engraved to suit your requirements.

TYPE "B"

1 1/4 in. dia. x 1/2 in. deep. Small ribbed knob in walnut, ivory or black. 4 B.A. grub screw and locknut fixing. Matches type "A."

TYPE 324

1 1/4 in. dia. x 1/2 in. deep. Medium-sized fluted knob in black or white. Brass insert and one 4 B.A. grub screw for fixing.

TYPE X5/P.1325

1 1/4 in. dia. x 1/2 in. deep. Black fluted instrument knob with brass insert. Fixing: two 2 B.A. grub screws. **TYPE X9/P.1375** 1 1/4 in. dia. x 1/2 in. deep. Identical to Type X5/P.1325. Ideal for test apparatus, etc.

TYPE 5060

1 1/4 in. long, 1 in. wide, 3/8 in. deep. Useful pointer control knob in black with white nose marking. Fixing: grub screw and locknut.


TYPE 327

1 1/4 in. long, 1/2 in. wide, 1/2 in. deep. Popular instrument knob in black or white with suitable nose marking. Moulded with brass insert. Fixing: one 4 B.A. grub screw.

TYPE D.2265

1 1/4 in. long, 1/2 in. wide, 1/2 in. deep. A particularly attractive cream pointer knob with black nose marking. Positive fixing by means of one 4 B.A. grub screw.

TYPE.1322/X7
Top 1 1/4 in. dia. Base 1 1/4 in. dia. 1/2 in. deep. Flanged instrument knob with white pointer. Brass insert. Fixing: Two 2 B.A. grub screws.
TYPE P.1322/X11
Top : 1 1/4 in. dia. Base 2 1/4 in. dia. 1/2 in. deep.



UNCLES, BLISS & CO. LTD.,

NEW PARADE · CHERRY ORCHARD RD.
EAST CROYDON · SURREY
Telephone: CROydon 3379, 6390, 6770

Protection against damage from IMPACT and VIBRATION



TYPE G&C 1000



TYPE GBC 2000

"BARRYMOUNT" cup-type isolators are designed primarily to absorb high-impact shocks with concurrent isolation of frequencies above 40 c.p.s. and general sound isolation. Utilisation of rubber in compression with substantially equal stiffness in all directions provides a smooth load-deflection curve.

Load ratings indicated for Mobile Applications (including shipboard installations) are such as to ensure a vertical natural frequency between 25 and 35 c.p.s. The design and assembly of the metal parts are such that they are self-captivating for maximum security.

Samples are available immediately ex stock

There are also air-damped types available for the protection of airborne equipment. "Barrymount" isolators are made in England under licence from Barry Controls Incorporated of U.S.A.



DESIGNED FOR:—

- ★ MOBILE electronic and electrical equipment.
- ★ MILITARY and GUIDED MISSILE instrumentation.
- ★ SHIPBORNE sensitive equipment.
- ★ PROVIDING the optimum combination of impact isolation, vibration isolation, noise reduction, stability for the mounted unit.

MAINS TRANSFORMERS

FULLY INTERLEAVED

SCREENED AND IMPREGNATED. ALL GUARANTEED

ALL PRIMARIES ARE 200/250 v. Half Shrouded

HSM 63 (Midget). Output 250-0-250 v. 60 m/a., 6.3 v. at 3 amps., 5 v. at 2 amps.	16/3
HS63. Output 250-0-250 v. 60 m/a., 6.3 v. at 3 amps., 5 v. at 2 amps.	16/6
Output:	
HS2. 250-0-250 v. 80 m/a.	19/-
HS3. 350-0-350 v. 80 m/a., 19/-	19/-
HS2X. 250-0-250 v. 100 m/a., 21/-	
HS75. 275-0-275 v. 100 m/a.	21/-
HS30X. 300-0-300 v. 100 m/a., 21/-	21/-
HS3X. 350-0-350 v. 100 m/a.	21/-

Fully Shrouded

FSM63 (Midget). Output 250-0-250 v. 60 m/a., 6.3 v. at 3 amps., 5 v. 2 amps.	16/9
FSM66 (Midget). Output 250-0-250 v. at 60 m/a., 6.3 v. at 3 amps., 6.3 v. at 2 amps.	17/3
Output:	
FS2. 250-0-250 v. 80 m/a.	21/-
FS30. 300-0-300 v. 80 m/a., 21/-	21/-
FS3. 350-0-350 v. 80 m/a.	23/-
FS2X. 250-0-250 v. 100 m/a., 23/-	
FS75. 275-0-275 v. 100 m/a.	23/-
FS30X. 300-0-300 v. 100 m/a., 23/-	23/-
FS3X. 350-0-350 v. 100 m/a.	
All the above have 6.3 4-0 v. at 4 amps., 5-4-0 at 2 amps.	
FS43. Output 425-0-425 v. 200 m/a., 6.3 v., 4 amps., C.T. 6.3 v. 4 amps., C.T. 5 v. 3 amps. Fully shrouded.	47/6
FS50. Output 450-0-450 v. 250 m/a., 6.3 v. 2 amps., C.T. 6.3 v. 4 amps., C.T. 5 v. 3 amps. Fully shrouded.	67/6
F35X. Output 350-0-350 v. 250 m/a., 6.3 v. 6 amps., 4 v. 8 amps., 4 v. 3 amps., 0-2-6.3 v. 2 amps. Fully shrouded.	65/-
FS160X. Output 350-0-350 v. 160 m/a., 6.3 v. 6 amps., 6.3 v. 3 amps., 5 v. 3 amps. Fully shrouded.	44/-
HS6. Output 250-0-250 v. 100 m/a., 6.3 v. 6 amps., C.T. 5 v. 3 amps. For receiver R1355. Half shrouded.	26/6
HS150. Output 350-0-350 v. 150 m/a., 6.3 v. 3 amps., C.T. 5 v. 3 amps. Half shrouded.	27/9
F36. Output 250-0-250 v. 100 m/a., 6.3 v. 6 amps., C.T. 5 v. 3 amps. Fully shrouded.	29/6
FS120. Output 350-0-350 v. 120 m/a., 6.3 v. 2 amps., C.T. 6.3 v. 2 amps., C.T. 5 v. 3 amps. Fully shrouded.	29/9
FS150X. Output 350-0-350 v. at 150 m/a., 6.3 v. at 2 amps., C.T. 6.3 v. at 2 amps., C.T. 5 v. at 3 amps. Fully shrouded.	31/6
The above have inputs of 200/250 v.	

OUTPUT TRANSFORMERS

MIDGET OP. 5,000Ω to 3Ω.....	3/9
8,000Ω to 3Ω.....	3/9
OP10. 10/15 watts output. 20 ratios on Full and Half Primary	17/9
OP30. 30 watts output. 20 ratios on Full and Half Primary	25/9
Williamson's O.P. Transformer to Author's specification...£4/13/6	
Chokes for Williamson's Amplifier, 30 H. at 20 m/a.....	16/6
10 H. at 150 m/a.....	32/-

FILAMENT TRANSFORMERS

All 200/250 v. Input

F3. 6.3 v. @ 3 amp. 8/11.	F3X. 6.3 v. @ 1.5 amp.....	5/9
F4. 4 v. @ 2 amp. 7/6.	F6. 6.3 v. @ 2 amp.....	7/6
F6X. 6.3 v. @ 0.3 amp. 5/-.	F12X. 12 v. @ 1 amp.....	7/9
FU6. 0-2-4-5-6.3 v. @ 2 amp. 10/-.	F12. 12.6 v. tapped 6.3 v. @ 3 amp.....	16/6
F24. 24 v. tapped 12 v. @ 3 amp.....		23/6
F29. 0-2-4-5-6.3 v. @ 4 amp.....		17/9
FU12. 0-4-6.3 v. @ 3 amp.....		17/6
FU24. 0-12-24 v. @ 1 amp.....		17/6
F27. Two windings 12 v. @ 1.5 amp.....		21/-
F34. 4-9-15-24 v. @ 3 amp.....		26/6
F39. 9-15 v. @ 6 amp.....		29/-
Transformers suitable for Low Voltage Lighting. Fully shrouded with terminal blocks, 230 v. Input. 12 v. @ 20 amp. £6. 12 v. @ 10 amp. £4/10/-		
F5. 6.3 v. @ 10 amps. or 5 v. @ 10 amps., or 12.6 v. @ 5 amps., or 10 v. @ 5 amps.....		34/-
F6/4. Four windings at 6.3 v. tapped 5 v. @ 5 amps. each, giving by suitable series and parallel connections up to 6.3 v. @ 20 amps.		51/6

Quotations, etc., stamped addressed envelope please

C.W.O. (add 1/6 in £ for carriage)

Export enquiries invited

H. ASHWORTH (Dept. W.W.),
676, Gt. Horton Road, Bradford 7, Yorks.

IT'S A Sound JOB!



unitelex "prima" TAPE RECORDER

Increased production has enabled us to reduce considerably the price of our new "prima," features of which include the use of the Truvox Mk.IIIU Tape Deck, which tracks the pre-recorded tapes now on issue; improved frequency response from 60 c. to 11.5 kc.; matching for 15 ohm or 3 ohm external speakers; headphone monitor output. As before, amplifier can be used for direct playthrough; independent bass and treble controls are incorporated; valves are latest B.V.A. miniature types; magic eye is incorporated. Supplied complete with filtercell microphone and 1,200ft. Tape.

RETAIL ~~57~~ GNS NOW 52 GNS.



Also available with matching cover and baseplate under Type No. MG4A

Retail price 9½ GNS. TYPE MG4A

unitelex M.G.4 amplifier

A low-cost general purpose amplifier of outstanding performance and distinguished appearance. Output is 5 watts, with matching for 15 ohm and 3 ohm speakers. Input is switched for pickup (90 mV) or microphone (30 mV). In gramophone condition, distortion is 0.8% for 3 watts output at 1 kc, and frequency range is 40/30,000 cycles ± 3 db, 30 db of negative feedback being employed. B.V.A. valves used throughout.

RETAIL

8½ GNS.




unitelex
(london) ltd.

2/4 PAGNELL ST., LONDON, S.E.14
Tel: TIDeway 5842

Never

**have you heard
such fidelity.....**



**THE LOUDSPEAKER THAT OFFERS
YOU THE CLOSEST APPROACH TO
ABSOLUTE FIDELITY.**

GOODMANS

Smooth response from
20 to 20,000 cycles.

Axiom **80**



The most significant single contribution to the superb performance of the AXIOM 80 lies in the unique method of cone suspension. Three counter biased pairs of cantilevers are employed at the rim and at the voice coil.

In this way, Goodmans Industries Limited have achieved the closest approach to free suspension—the theoretical ideal, and have kept the fundamental resonance to only 20 cycles. These are accomplishments unmatched by any speaker regardless of cost.

Properly baffled, the AXIOM 80 provides smooth response from 20 to 20,000 cycles. The bass is crisp and clean with no trace of "hangover"—you hear the true fundamentals. The middle register is clear and articulate. The high frequencies are present without intrusion—adding character and timbre.

These exciting design developments are of the utmost importance to the listener. They represent a new experience in reproduced sound.

Never . . . have you heard such fidelity



Write for complete details including
the new AXIOM Cabinets incorporating
our Acoustic Resistance Units.

GOODMANS INDUSTRIES LTD.
Axiom Works, Wembley, Middlesex. Wembley 1200

U.S.A. Agents: The Rockbar Corporation, 215, East 37th Street, New York, 16, N.Y. U.S.A.





FOR *High Fidelity*
SOUND REPRODUCTION

The PYE Provoast Amplifier and Proctor Remote Control Unit have been critically designed and produced with one end in view . . . to provide true high fidelity sound reproduction in a versatile, practical and attractive combination. An undistorted output of 25 watts provides ample power for high fidelity systems in the home, the school, the broadcasting studio or the social club.

PROVOST AMPLIFIER HF25

26db negative feedback and an output from 2 c.p.s. to 160,000 c.p.s. (over 16 octaves) ● Practically distortion-free response combined with the infinite damping factor gives a standard of reproduction formerly unobtainable ● The output transformer is specially designed to meet the exacting specification of the amplifier ● The amplifier can be controlled from a distance of up to 20 ft. (6m.) Cathode follower output from the remote control unit minimises cable losses.

PROCTOR REMOTE CONTROL UNIT HF25A

Smooth, highly flexible controls and facilities for record player, tape recorder, microphone and radio tuner inputs ● Five types of plug-in compensators are available, which match all known types of pick-up ● Four switched inputs and a choice of four record replay characteristics for U.S. COL. L.P., R.I.A.A. or EUR. L.P., U.S. 78, or EUR. 78 ● Continuously variable lift and cut controls for bass and treble with clearly marked level positions ● Treble filter control gives three sharp cut-off frequencies and an unrestricted response position.

PROVOST

POWER AMPLIFIER

HF25

PROCTOR

REMOTE CONTROL UNIT

HF25A

price complete :

40 GNS

Pye Corporation
of America,
270 Park Avenue,
New York.

Pye (New Zealand) Ltd.,
Auckland C.I.,
New Zealand.

Pye-Canada Ltd.,
Ajax,
Canada.

Pye Pty. Ltd.,
Melbourne,
Australia.

Pye (Ireland) Ltd.,
Dublin,
Eire.

Pye Limited,
Mexico
City.

Pye Radio & Television
(Pty.) Ltd.,
Johannesburg,
South Africa.

Pye Limited,
Tucuman 829,
Buenos Aires.

PYE LIMITED • CAMBRIDGE • ENGLAND

This
ALUMINIZED
Picture tube gives



60% brighter pictures
more contrast
extra tube life

AN Ediswan Mazda aluminized picture tube gives a picture 60% brighter and more contrasty than is possible with an ordinary tube.

In addition, Ediswan aluminizing protects the screen from ion burn and, with the new Ediswan ion trap tetrode gun to protect the cathode, tube life is increased.

Ediswan production methods, which include the special in-line vacuumizing system, ensure a higher, more uniform standard of lasting efficiency. For complete satisfaction demonstrate and recommend Ediswan Mazda aluminized picture tubes.

EDISWAN
 M A Z D A

ALUMINIZED CATHODE RAY TUBES

THE EDISON SWAN ELECTRIC COMPANY LIMITED,
 155 Charing Cross Road, London, W.C.2 and Branches.

Member of the A.E.I. Group of Companies.



NATION WIDE SERVICE

6 fully equipped cathode ray tube service depots provide better, quicker tube testing should the need arise. Stocks of tubes are available in 26 Ediswan Offices. Only Ediswan give such complete backing to the Trade.

RV9

“His Master’s Voice” announce
the release of the first list of

HIGH FIDELITY

Stereosonic

TAPE RECORDINGS

revealing to the music lover the amazing achievement
of recorded sound in depth and breadth recently
demonstrated in the “HIS MASTER’S VOICE” HALL OF
SOUND AT THE RADIO SHOW, EARLS COURT.



“HIS MASTER’S VOICE”

A Glyndebourne Festival Opera Recording of Act II of

"LE NOZZE DI FIGARO" — MOZART (*with recitatives*)
with Sesto Bruscantini, Graziella Sciutti, Ian Wallace, Monica Sinclair,
Risè Stevens, Franco Calabrese, Hugues Cuenod, Sena Jurinac, Gwyn Griffiths
The Glyndebourne Festival Orchestra. Conductor: Vittorio Gui.
Producer: Carl Ebert. Head of Music Staff: Jani Strasser

SAT1003-4

PAUL TORTELIER (*Violoncello*)

The Philharmonia Orchestra conducted by SIR MALCOLM SARGENT
Concerto in B Minor — Dvořák

SAT1000-1

VITTORIO GUI *Conducting The Glyndebourne Festival Orchestra*
Jeux d'Enfants — Suite — Bizet

SAT1002

NICOLAI MALKO *Conducting The Philharmonia Orchestra*
Casse-Noisette ("Nutmacker") Suite — Tchaikovsky

SCT1500

EFREM KURTZ *conducting The Philharmonia Orchestra*
Homage to Pavlova Vol. 1 — "Autumn Leaves" — Chopin
(a) Nocturne, Op. 15, No. 2 (b) Étude, Op. 10, No. 12
(c) Nocturne, Op. 27, No. 2 (d) Fantasia Impromptu, Op. 66

SBT1250

NICOLAI MALKO *The Philharmonia Orchestra*
Symphony No. 1 in D Major ("Classical") — Prokofiev

SDT1750

Prices including tax: 'SAT' series 3 gns. each
'SCT' series £2.15.0 each
'SBT' series £2.7.6 each
'SDT' series 2 gns. each

Sir Malcolm Sargent

*HAS SAID OF THIS NEW
DEVELOPMENT THAT IT IS*

☞ *the one fundamental
development in sound
recording and
reproduction which
musicians have been
awaiting for years.* ☞


STEREOSONIC Tape Recordings

give a dimensional sound picture, over the whole frequency range, of studio, stage and concert hall performances.

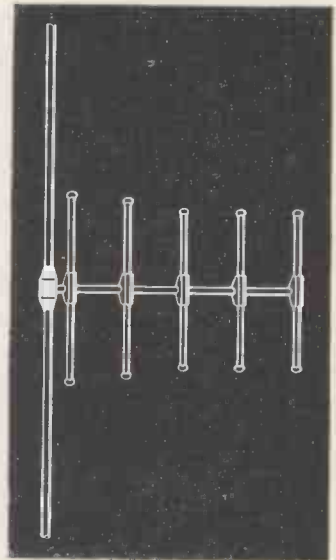
BIBTCA

together on

one **HI·LO** Aerial



Simple but revolutionary design principles are incorporated in the sensational new HI·LO range of combined Band 1 and Band 3 aeri—providing an inexpensive yet thoroughly efficient answer to present-day aerial installation problems.



See below the advantages offered by the HI·LO range and the models available.

- ★ **ELECTRONIC COUPLING PRINCIPLE MEANS ONE JUNCTION UNIT and FEEDER CABLE ONLY.**
- ★ **DIRECTIVITY VARIABLE ON BOTH BANDS INDEPENDENTLY.**
- ★ **OUTSTANDING PERFORMANCE ON BOTH BANDS.**
- ★ **MODELS AVAILABLE FOR CHANNELS 1 and 9, 2 and 9, 4 and 8 (please specify).**

A fully descriptive leaflet is available from your dealer.

FIVE MODELS AVAILABLE :

Model No. HL70. Band 1 'H' aerial with rotatable reflector, plus 5-element Band 3 aerial with double 'U' bolt clamp (head only). List price 87/6.

Model No. HL70/6G. Band 1 'H' aerial with rotatable reflector, plus 5-element Band 3 aerial with 10ft. mast and Type 6 mounting. List price 162/6.

Model No. HL60. Band 1 dipole plus 5-element Band 3 aerial with 'U' bolt clamp assembly for fitting to existing masts up to 2in. dia. List price 62/6.

Model No. HL61/3K. Band 1 dipole plus 5-element Band 3 aerial with 5ft. stand-off mast and wall backplate. List price 84/-.

Model No. HL61/5K. Band 1 dipole plus 5-element Band 3 aerial with 5ft. stand-off mast and chimney lashing equipment. List price 92/6.

Prov. Pat. Nos. 21958/55 and 21893/55.

ANTIFERRENCE

LIMITED

SALES DIVISION: BICESTER RD., AYLESBURY, BUCKS. Telephone: Aylesbury 1457/3/7




**Wayne
Kerr**

Measuring Instruments

X BAND OSCILLATOR Type S.381

The Oscillator employs a co-axial cavity $5\lambda/4$ long and operates in the $4\frac{1}{2}$ transit time cycle of the CV.2346 Klystron. It will operate over the wavelength range 3.0-3.55 cms with a power output constant within 2 db. Power Supply and Modulator Unit Type Z.121 is available for use with this oscillator.



RADIO FREQUENCY BRIDGE Type B.601

A wide range bridge for the measurement of resistance, capacitance and inductance between 15 Kc/s and 5 Mc/s. It will measure complex impedances balanced and unbalanced and between any pair of terminals in a three terminal network.



DECADE POTENTIOMETER Type K.112

Five decades of Minalpha wire resistors arranged in potentiometer form to give ratios between 0 and 1 in steps of .00001. For ratios between 0.1 and 1, the accuracy is better than .01%. Total resistance 100,000 ohms—applied input voltage 300V maximum. The assembly is specially aged for long-term stability.

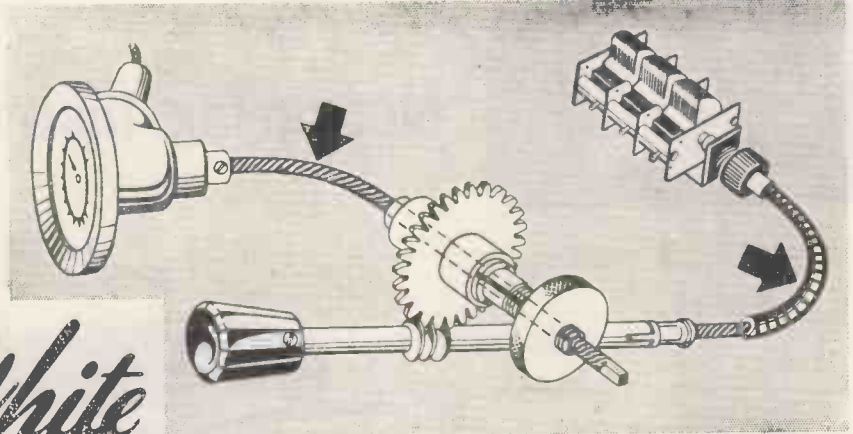


FOR DETAILS OF THE RANGE WHICH INCLUDES

*AF HF and VHF Bridges Signal Sources Component Test Gear
Microwave Apparatus Special Purpose Equipment*

WRITE OR TELEPHONE

THE WAYNE KERR LABORATORIES LTD · NEW MALDEN · SURREY · MALDEN 2202



S.S. White

FLEXIBLE SHAFTING

for REMOTE CONTROL of ELECTRONIC EQUIPMENT

- RADIO TUNING
- INSTRUMENT CONTROL
- COMPONENT COUPLING

Flexible Shafts give freedom in design because they can be run between any two parts and eliminate alignment problems.

The S. S. White Company produce Remote Control Shafts to meet any requirement.

THE S.S. White **CO. OF GREAT BRITAIN LTD.**
INDUSTRIAL DIVISION
 Britannia Works, 25-31 St. Pancras Way, London, N.W.1
 Telephone: EUSon 5393 R.C.1

W & L COMPONENTS LTD

8 CAMDEN HIGH STREET, LONDON, N.W.1. Tel: Eus 7844 (near Mornington Crescent Underground)


F M TUNER



An extremely sensitive 5-valve tuner with internal power supply for AC Mains 200/250 volts. 2 position switch for Gram and F.M. (tuner switched off in Gram position). Permeability tuned and temperature compensated against drift. Geared dial drive with illuminated calibrated dial Valve line-up: ECC85 twin triode as grounded grid RF stage and mixer. 6BJ6 I.F. amplifier 6BJ6 limiter 6AL5 ratio detector 6V4 rectifier. Your existing radio or amplifier converted to FM in a few minutes.

Price **£13 15 0** Complete
 (Including Tax)
 Carriage and Packing 7/6 extra.

7 VALVE RADIOGRAM CHASSIS



Three Wavebands:—
 SW 13.6 m. to 50 m.; M.W. 195 m. to 550 m.; L.W. 800 m. to 2,000 m.
 7 latest type valves: 12AH8, 6BW6, 6AT6, 12Ax7, 2-6AQ5, 5Y3. Push Pull Output. AC Mains 200/250. Output transformer fitted. Large illuminated dial. Sockets for speaker and pick-up. 4 position wavechange switch. High Q RF and IF coils. Special detector circuit for high gain and superior A.V.C. Complete with knobs.

Price **£12 12 0** (including Tax)
 Carriage and Packing 7/6 extra.
 AC/DC Models 10/- extra.

DC to AC CONVERTER



You can now drive that AC record changer from your DC Mains using this effective 50 cycle electronic converter. Input 200/250 DC. Output 200/250 v. AC 25/30 watts. Variable frequency and output controls. Valves: Osram 277 and two KT55's. In Push Pull. Frequency stable with Mains Variations from 190 to 250 volts. Easily fitted. Full instructions.

Price **£7 10 0** Complete.

9 Octave realism

The G.E.C. metal cone loudspeaker gives lifelike reproduction of any type of sound over a range of 9 octaves. This includes the whole musical fundamental range with overtones. This gives the true tonal quality and character that all music lovers demand.

from a single unit

Sound engineers will appreciate the simplification—and the improvement in performance—which has been achieved by combining these qualities in a single unit — *smooth response over a range of 9 octaves with extremely good low frequency response . . . *negligible inter-modulation . . . *unequaled transient response due to special coil and cone construction.

for only £8.15.0

This is a professional instrument but its remarkably low price makes it particularly valuable to the home constructor. It must be used under the correct conditions to obtain optimum results. Cabinets have been specially designed for use with this speaker. Home constructors are invited to write for details.



Metal Cone Loudspeaker



LINE OUTPUT TRANSFORMER

TYPE L.O. 352

"L.O.352" IS THE TYPE NUMBER OF AN ENTIRELY NEW ALLEN LINE OUTPUT AUTO-TRANSFORMER NOW AVAILABLE.

Note the following "Star" features:

- ★ E.H.T. : 14 to 18 KV.
- ★ E.H.T. Regulation: Better than 5 MΩ.
- ★ Audible Whistle: Negligible.
- ★ Application: Self-running, Square-wave or Sawtooth driven.
- ★ Associated Valves: PL81, PY81.
- ★ Associated Yoke: Allen Type DC605/C.
- ★ H.T. Rail: 190 volts for 14KV.
- ★ Core Material: Mullard Ferroxcube (earthed).
- ★ Scanning Angle: 72 degrees.
- ★ Suitable C.R.T.s: Any "wide-angle" tubes, from 14 to 21in.

Manufacturers are invited to write for further details and prices. Home Constructors: Please send S.A.E. for recommended circuit diagram and details.



COILS FOR WIRELESS WORLD F.M. TUNER


FMC 102	Aerial Coil	7/- each
FMC 103	R.F. Inter-valve Coil	5/- each
FMC 104	Oscillator Coil	7/- each
FMC 101	I.F. Transformer	7/6 each
FMC 151	Ratio Detector Transformers.....	25/- each
	(Crystal Diodes built-in)	

(Specialists in high-grade television components)

ALLEN COMPONENTS LTD. 197, LOWER RICHMOND ROAD, RICHMOND, SURREY

MUREX sintered permanent MAGNETS

Alnico, Alcomax II, III, IV & Hycocomax



Sintered Magnets provide consistently high magnetic properties in large quantity production. Technical catalogues on request.

MUREX LTD (Powder Metallurgy Division)

RAINHAM, ESSEX. Rainham Essex 3322

Telegraphic address: Murex, Rainham, Romford Telex

London Sales Office: CENTRAL HOUSE, UPPER WOBURN PLACE, W.C.1. EUSton 8265



PRODUCTS

MANUFACTURERS OF : ATTENUATORS AND FADERS · STUD SWITCHES · TOGGLE SWITCHES
 PUSH BUTTON SWITCHES · FIXED AND ADJUSTABLE WIREWOUND RESISTORS · HIGH
 STABILITY CARBON RESISTORS · "METLOHM" STABILITY RESISTORS · WIREWOUND
 POTENTIOMETERS · MIDGET R.F. CHOKES · KNOBS, DIALS & POINTERS · TERMINALS
 PLUGS AND SOCKETS



HIGH STABILITY CARBON RESISTORS

$\frac{1}{4}$ w., $\frac{1}{2}$ w., $\frac{3}{4}$ w., 1w. and 2w. types available at 1%, 2% or 5% Resistance Tolerance.

Complete range fully R.C.S.C. Approved.

For full details please request High Stability Carbon Resistor Leaflet, HSC1/3.

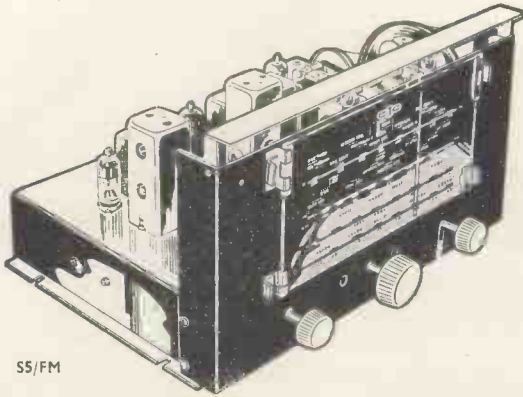
Painton High Stability Carbon Resistors are now available with an improved coating protecting the carbon film, and the smaller sizes (Types 72 and 73) can be supplied as insulated Resistors.

PAINTON

Northampton England

BY APPOINTMENT TO THE PROFESSIONAL ENGINEER

-TUNERS-




S5/FM

For three years the FM81 has received the acclaim of the trade and private user alike. Completely stable tuning, distortionless output, high AM reject ratio, and tuning indicator are some of the many features that make it the most sought after FM tuning unit to-day! New valves and circuits now make possible the FM81 Mark II. Similar in size and appearance to its famous predecessor but with the following improved features.

- Increased gain at the aerial of over 20 db.
- Very low radiation into aerial.
- High level noise limiter
- Easier installation with choice of three escutcheons: Gold, Silver, Bronze.
- Improved A.V.C. characteristics.

The combined V.H.F. Frequency and World Wide Amplitude Modulation Tuner uses a tuned R.F., self oscillating additive mixer, 2 x I.F. amplifiers, and Radio Detector on the V.H.F. band II with completely stable tuning. The AM section uses a tuned R.F. stage, F.C., High gain I.F. amplifier with variable selectivity, and delayed Amplified A.V.C. on all wave bands. A Cathode Ray tuning Indicator is fitted and operates on all channels and bands. Available in two types.

S5/FM 16-50 m.; 195-550 m.; 800-2,000 m. A.M. 87.5-100 mc/s. FM
S5E/FM 12.5-37 m.; 35-100 m.; 90-250 m.; 190-550 m. AM. 87.5-100 mc/s. FM.




FM81

C. T. CHAPMAN (Reproducers) LTD

RILEY WORKS, RILEY STREET, CHELSEA, S.W.10

FLAxman 4577/8

Export Enquiries Invited



EXPERIMENTAL

VACUUM FURNACE

$\frac{1}{2}$ lb. Capacity

There is no need to emphasize the great technical advancements expected from the vacuum treatment of metals. Let us simply say, vacuum-cast ingots possess higher density because evolved gases are eliminated . . . higher tensile ductility . . . better stress and rupture strength . . . improved fatigue and creep properties . . . greater purity.

The EDWARDS $\frac{1}{2}$ lb. capacity model, illustrated, enables the research engineer to carry out sintering, melting and casting up to a temperature of 1,800°C.

For better vacuum service . . .

EDWARDS HIGH VACUUM LTD

MANOR ROYAL · CRAWLEY · SUSSEX

CRAWLEY 1500 (10 LINES)

EDCOHIVAC CRAWLEY

BRANCHES: GLASGOW · TORONTO & MILAN



AGENTS THROUGHOUT THE WORLD

INDEPENDENT SIDEBAND RECEIVER Type GFR 552

... developed to British Post Office specification, and used on their international circuits

The Independent Sideband Receiver type GFR 552 is designed for operation on long-distance, point-to-point, short-wave radio links forming part of the international trunk network. On independent sideband working, the GFR 552 provides facilities for the reception of two single sideband signals, each 6 kc/s wide, one above and one below the frequency of a reduced-level pilot carrier. Each sideband will accommodate either two 3 kc/s wide telephony channels, or several voice frequency telegraph channels. The GFR 552 may also be used for reception of single sideband or double sideband transmission. In the case of the second application this receiver offers two advantages: firstly, the absence of non-linear distortion which occurs in normal d.s.b. receivers when signals are subjected to selective fading conditions; and, secondly, the ability to select upper or lower sideband for demodulation, dependent upon which is freer from adjacent channel interference. The circuit and chassis layout of the GFR 552 closely follow that of the Mullard Receiver GFR 551, which was manufactured for the British Post Office to their design. Special features of the GFR 552 include a high order of oscillator stability and freedom from cross-modulation through which cross-talk between channels or inter-modulation between wanted and unwanted signals might occur. A brief technical summary is given below. More detailed information supplied on request.

FREQUENCY RANGE—4-30 Mc/s.

NOISE FACTOR—better than 7 dB over the band.


SIGNAL TO NOISE RATIO—25 dB for 4 microvolts peak sideband input over the band.

SELECTIVITY—The response is flat within $2\frac{1}{2}$ dB for sideband frequencies between 100 c/s and 6000 c/s. At 10 kc/s from the carrier frequency the response is -60 dB relative to the pass band.

A.F.C.—The a.f.c. system operates effectively with a pilot carrier level of -26 dB relative to 1 microvolt (which corresponds to a peak sideband level of 1 microvolt and a signal to noise ratio of 15 dB).

NON-LINEAR DISTORTION—Third order intermodulation products which might result in cross talk between sidebands do not exceed -50 dB relative to the sideband levels.

OUTPUT—Variable up to +14 dB relative to 1mW into 600 ohms.



Mullard



SPECIALISED ELECTRONIC EQUIPMENT

MULLARD LIMITED, EQUIPMENT DIVISION, CENTURY HOUSE, SHAFTESBURY AVENUE, LONDON, W.C.2
(M1486)

Tungsten Carbide and Rubies . . .

machined by **ultrasonics**



Bench mounted 50W
Ultrasonic Machine E.7690

Glass, ceramics, tungsten carbide, synthetic gems and a host of other brittle materials difficult to machine, can be shaped with ease by the Mullard ultrasonic technique, using a soft cutting tool and an abrasive slurry.

Holes of any shape—cut by high-speed reciprocating tool.

Cutting tools—made of mild steel or brass.

Close tolerances—as tight as 0.0005 in depending on fineness of slurry.

Smooth surface finish—9-10 micro-inches readily obtainable.

Simple to operate—as easy as a rotary drill.


No industrial hazards—no rotating parts.

No heating or stressing of workpiece.

Mullard

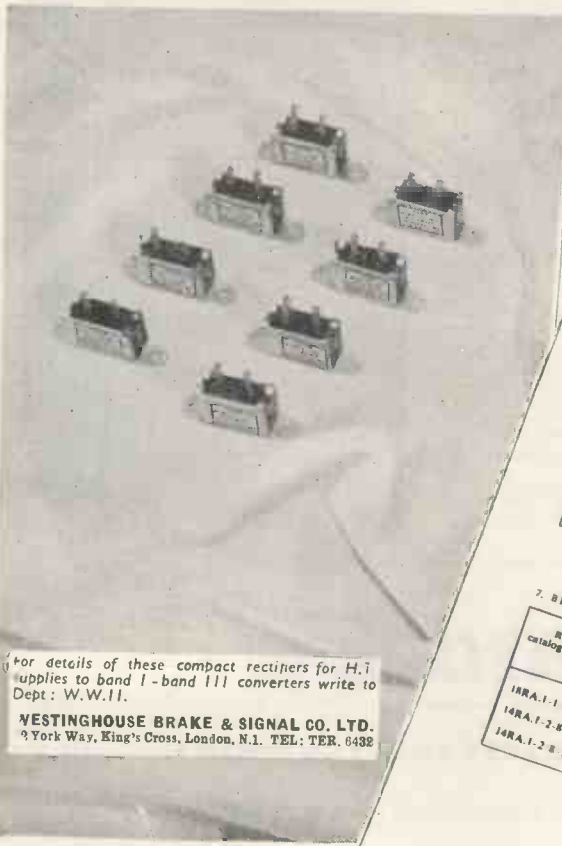


SPECIALISED ELECTRONIC EQUIPMENT



Pedestal mounted 250W
Ultrasonic Machine E.7690

MULLARD LTD · EQUIPMENT DIVISION · CENTURY HOUSE · SHAFTESBURY AVE · WC2 (M1480)



For details of these compact rectifiers for H.i supplies to band I - band III converters write to Dept : W.W.II.

WESTINGHOUSE BRAKE & SIGNAL CO. LTD.
9 York Way, King's Cross, London, N.1. TEL: TER. 0439

Publication CC Issue 2

WESTLITE

CONTACT COOLED RECTIFIERS

Publication CC Item 3

6. HALF-WAVE, CENTRE TAP AND VOLTAGE-DOUBLER CIRCUITS

Rectifier catalogue number	Circuit	Max. input volts (RMS)	Nominal output voltage	Max. output current (mA mean)	Condenser details			Conn. diagram
					No. needed	Cap. μ F	Work'g voltage	
14RC.1-1-16-1	Half-wave	125	280	20	1	4	450	1
14RA.1-1-8-1		250	280	60	1	32	200	1
14RA.1-1-16-1	Voltage doubler	250	280	60	1	16	450	1
14RA.2N-1-16-1		250	280	120	1	32	450	3
14RA.1-2-8-2	Centre tap	250	280	200	1	64	450	2
14RA.2N-1-16-1		250-0-250	280	300	1	100	450	3
14RA.1-2-8-2	Voltage doubler	125	270	100	1	24	450	4
14RA.1-2-8-1		125	270	200	2	100	450	5

7. BRIDGE CIRCUITS

Rectifier catalogue number	No. needed for bridge connection	Max. input volts (RMS)	Nominal output voltage	Max. output current (mA mean)	Condenser details			Conn. diagram
					No. needed	Cap. μ F	Work'g voltage	
14RA.1-1-8-1	4	250	270	120	1	16	450	6
14RA.1-2-8-2	2	250	270	400	1	50	450	6
14RA.1-2-8-1	2	250	270	400	1	100	450	6

limited space

THERE'S
THE
PLACE

for **Plessey** "CASCAP"

CERAMIC DISC CAPACITORS

With the birth of CASCAP, many of the inherent difficulties in the design and production of certain types of Radio and Electronic equipment were instantly overcome. They were, of course, mainly considerations of space and economy in relation to the final product's performance. Compact, reliable and inexpensive, CASCAP capacitors ranging in value between 0.0005 mfd. and 0.01 mfd. are readily available. They are ideal for radio and electronic applications such as R.F. decoupling where precision of capacitance value is not of primary importance.

A NEWER APPLICATION. The present-day demands for compact items of electrically operated merchandise—mostly in the mass consumer field—give CASCAP a new and important role to play.

In view of the legal obligation to install suppressors in such products as electric razors, hair driers and the like and the space limitation factor in fabrication, CASCAP certainly provides a timely answer to what would otherwise have been a considerable problem to manufacturers.



Further information is supplied in Plessey Publication No. 728. A copy will be mailed, together with a sample Cascap capacitor, at your request.

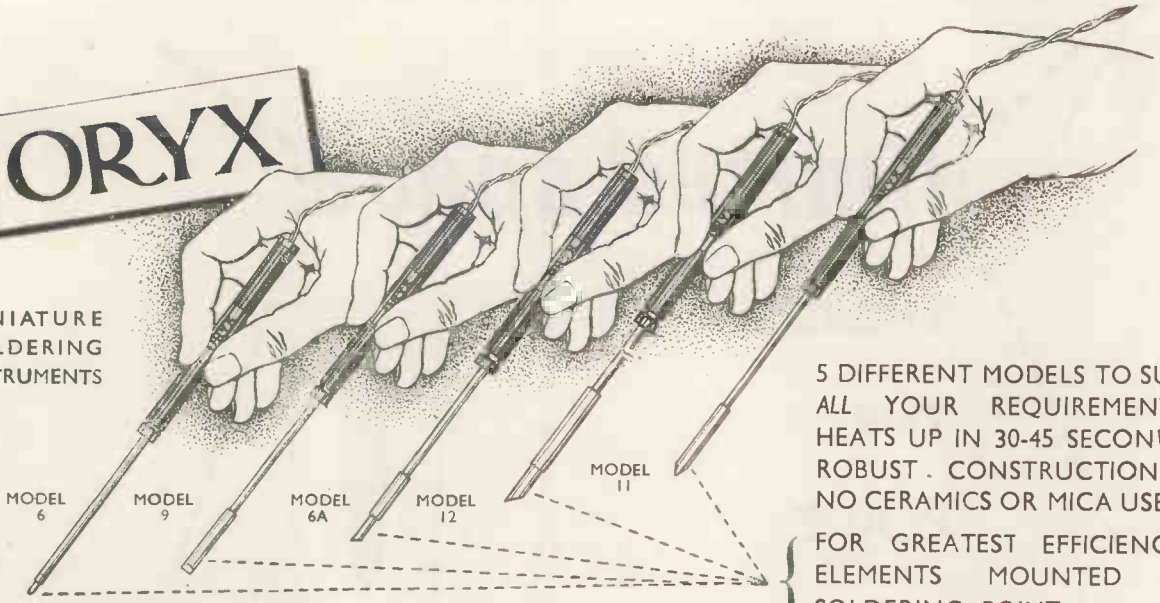
Cascap Capacitors are produced by

THE CHEMICAL & METALLURGICAL DIVISION OF PLESSEY · WOOD BURCOTE WAY · TOWCESTER · NORTHANTS

PC3b

ORYX

MINIATURE
SOLDERING
INSTRUMENTS



5 DIFFERENT MODELS TO SUIT ALL YOUR REQUIREMENTS. HEATS UP IN 30-45 SECONDS. ROBUST CONSTRUCTION — NO CERAMICS OR MICA USED. FOR GREATEST EFFICIENCY, ELEMENTS MOUNTED AT SOLDERING POINT.

MANUFACTURED BY
ORYX ELECTRICAL LABORATORIES LTD.,
BRIGHTON

SOLE DISTRIBUTORS

ANTEX 3 TOWER HILL
LONDON, E.C.3
Phone: ROYal 4439

SELLING BRISKLY IN MORE THAN 16 FOREIGN COUNTRIES—WHERE SUPERIOR QUALITY IS ALSO APPRECIATED

Model	Con- sumption	Voltage	Bit Diameter	Weight	Length	Price	Spare Bits
12	12 watts	6, 12, 24 or 50	3/16" (4.8 mm)	0.5 oz.	6 1/2"	25/-	2/-
11*	10 watts	6 only	5/32" (4 mm)	0.5 oz.	6"	35/-	7/6
9	8.3 watts	6, 12 & 24	5/32" (4 mm)	0.25 oz.	6"	25/-	1/8
6A	6 watts	6 only	3/32" (2.4 mm)	0.25 oz.	6"	25/-	1/8
6	6 watts	6 only	1/16" (1.6 mm)	0.25 oz.	6"	25/-	fixed bit

* Model 11—Special High Temperature Model.

A letter from TUNIS!

Jean-Michel Tosello,
45 Avenue Jules Ferry, Tunis.

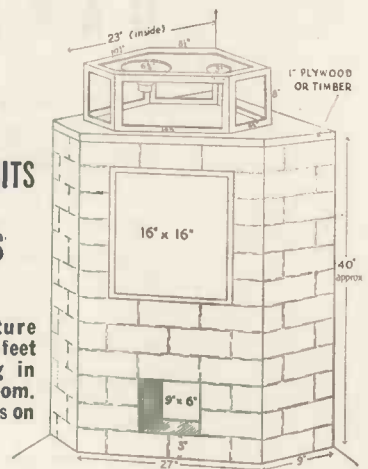
Messieurs,
J'attendais de finir ma construction du "BRICK REFLEX" pour vous écrire et vous dire combien je suis heureux et fier de mon acquisition. Grâce aux conseils que vous avez bien voulu me donner, j'ai réalisé une chaîne acoustique en tout point remarquable, les résultats sont en effets superbes dans mon appartement, où j'avais, depuis que j'ai installé une soupente, un acoustique presque déplorable. Je vous félicite donc une fois de plus pour vos merveilleux Hauts Parleurs.

Free Translation.

Dear Sirs,
I have been waiting to finish the construction of my Brick Reflex to write and let you know how happy and proud I am of my acquisition. Thanks to the advice which you have been good enough to give me, I have secured an acoustic chain which is in every way remarkable. The results in my apartment are, in fact, superb, instead of the almost deplorable acoustic system which I had previously installed. I congratulate you therefore once again on your marvellous Loudspeakers.

**SPEAKER UNITS
W 15/CS
SUPER 8/CS
SUPER 3**

Brick structure for 9 cubic feet reflex loading in corner of room. Further details on request.



Readers who may be removing, redecorating or building a house are strongly advised to construct a brick enclosure. The cost is low but the results are superb.

Wharfedale
WIRELESS WORKS LTD
Idle - Bradford - Yorkshire
Tel: IDLE 1235-6

A NEW TECHNIQUE IN HIGH SPEED WAVEFORM MONITORING

BANDWIDTH :

10 kc/s to 300 mc/s

INPUT IMPEDANCE OF EACH PROBE :

Approx. 1 pf (input element of variable capacity divider)

MAXIMUM SENSITIVITY :

Full Scale Deflection for 1 Volt input

TIME SCALE :

Variable from .05 microsecs to 5 microsecs

RECURRENCE RATE OF MONITORED WAVEFORM :

100 c/s to 10 kc/s

CALIBRATION :

Provision is made for accurate measurement of time and voltage scales of a waveform

PREVENTION OF JITTER :

A circuit is incorporated for providing a stable display when a monitored waveform is jittering with respect to its driving pulse.



HIGH SPEED RECURRENT WAVEFORM MONITOR TYPE 500

The wide bandwidth and high sensitivity of the instrument as well as the very high input impedance result from the use of a sampling technique. During each recurrence a measurement is made of the instantaneous amplitude of one point in the waveform. This measurement is amplified and applied to the cathode ray tube as one co-ordinate of a graph of the waveform. During subsequent recurrences, instantaneous measurements are made of different points, resulting, after about 100 recurrences, in a complete graph.

Please write
for further
information.

METROPOLITAN-VICKERS


ELECTRICAL CO LTD · TRAFFORD PARK · MANCHESTER, 17

Member of the AEI group of companies.

Leading Electrical Progress

Bullers CERAMICS FOR INDUSTRY

High quality material and dimensional precision are attributes of Bullers depressed products. Prompt delivery at competitive prices.



We specialise in the manufacture of—**PORCELAIN**

for general insulation

REFRACTORIES


for high-temperature insulation

FREQUELEX

for high-frequency insulation

PERMALEX & TEMPLEX

for capacitors



BULLERS LIMITED


MILTON · STOKE-ON-TRENT · STAFFS

Phone: Stoke-on-Trent 21381 (5 lines) · Telegrams & Cables: Bullers, Stoke-on-Trent
Ironworks: TIPTON, STAFFS London Office: 6 LAURENCE POUNTNEY HILL, E.C.4
Phone: Tipton 1691 Phone: MANSION HOUSE 9971

-towards perfection-

LOWTHER FM Mk.II TUNER UNIT

EXCLUSIVE LOWTHER DESIGN AND BUILD




Lowther FM Mk.II Tuner **£22.**

Plus £7. 6s. 4d. P.T.

Existing AM/FM tuner units can be modified for A.F.C. Apply for details.

Advanced circuit technique includes ● tuned R.F. Pentode stage ● separate oscillator valve ● Pentode mixer ● high gain I.F. stage ● limiter stage ● FOSTER-SELEBY discriminator ● Automatic frequency control valve ● cathode follower output ● 50 c.p.s. injection "check tune."

N.B.—Only Lowther offer all these features.



No finer sound than that which is broadcast can be attained. Lowther gives you just this.

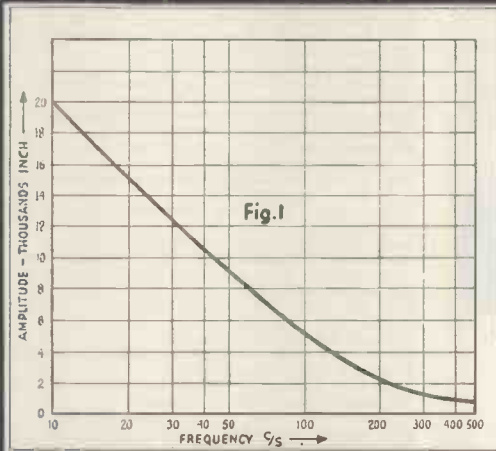
THE LOWTHER MANUFACTURING COMPANY,

LOWTHER HOUSE, ST. MARKS RD., BROMLEY, KENT, ENGLAND.

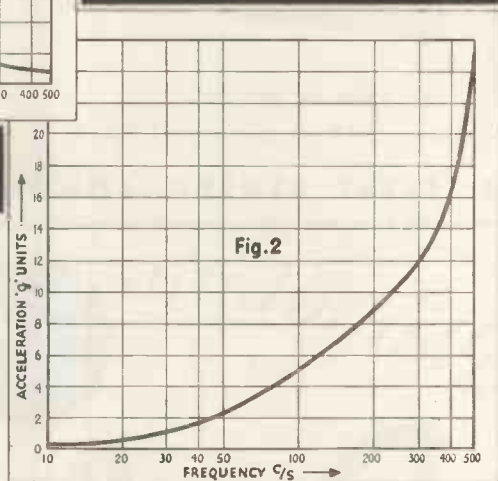
Tel.: RAVensbourne 5225

THE **SECOND** IN A SERIES IN THE INTERESTS OF A BETTER UNDERSTANDING OF VIBRATION TECHNIQUE

do you know...!



that a vibration amplitude of .001" at 500 c/s represents an acceleration of about 25 'g'



*
*
*
*
*

The vibratory force required to move a mass load at high frequencies is approximately equal to the inertia force, Mass x Acceleration. Fig. 1 shows the amplitude response required for vibration testing of aircraft equipment and Fig. 2 shows the peak acceleration curve for the same conditions. For a total mass of, say, 10 lb., it can be seen that the force requirements increase enormously as the frequency is increased. A vibration generator with a force output of at least 250 lb. would be necessary to perform the tests at 500 c/s and, of course, the same unit can be used for the lower force output.

*
*
*
*

If you have a vibration problem—

★ *fatigue testing, torsional or flexure testing or structural investigation — consult Goodmans first. The Goodmans Vibrator Range includes models developing ± 500 lb. to a midget with force output of ± 2 lb.*

Write for full details to "Vibration Dept. W."


Goodmans

Vibration Generators

CITY SALE & EXCHANGE LTD

The High Fidelity
Specialists

BARGAINS IN GUARANTEED SECONDHAND EQUIPMENT



We offer ex stock:—

Leak TL/10 amplifier, and Point One preamp. £28 7 0

Twin Baffle for 5In. speakers	£1 17 6
Wharfedale 10in. Bronze Speaker	£3 0 0
Vitavox K.1220 High Flux Speaker	£9 0 0
Hartley-Turner 215 10in. Speaker	£7 10 0
Decca P.A.6 Portable Push-pull Amplifier, in metal carrying case	£12 10 0
Acoustical Quad Amplifier	£12 0 0
R.D. Jnr. Latest Type Amplifier. As new	£21 0 0
R.D. Jnr. Corner Horn with Axiom 102 speaker	£21 0 0
Chapman FM81 Tuner. As new	£16 0 0
R.D. 4-stationed Pre-set Tuner	£5 0 0
Acoustical Quad 4-stationed Pre-set Tuner	£10 0 0
Val Radio 200-watt D.C./A.C. Converter	£10 0 0
Wharfedale H5/CR 3 half-second Separator	£6 10 0
Goodsell Pre-amplifier, with filter	£4 10 0
Chapman 5/5E Tuner, complete with push-pull amplifier, tone control and power pack	£25 0 0
H.M.V. de Luxe 3-speed Auto-change Record Player, 2 heads. Listed 29 Gns.	£15 0 0
Plus-a-gram Dansette Portable Record Player. Listed 26 Gns. As new	£18 18 0
Leak T.L.12 Amplifier and Pre-amplifier	£20 0 0
Connoisseur 2-speed Transcription Gram Unit, with Connoisseur pick-up, 2 heads and transformer	£15 15 0
Decca 2-speed Transcription Unit, with 2 XMS heads... ..	£8 0 0
Garrard R.C. 75A Record Changer, with 2 Decca XMS heads	£14 14 0
Decca P.A.9 Deccola Amplifier	£17 10 0
Ferguson 6-valve Push-pull Amplifier. In perfect order	47 Gns.
English Electric Console TV	29 Gns.
Bush 16in. Console TV, fitted for commercial	£60 0 0
Mullard 6-valve Radio, magic eye	£12 12 0
Lowther P.W.1/PM2 Corner Speaker. As new	£55 0 0
R.D. Jnr. Pre-amplifier	£6 10 0
Trucord Push-pull Amplifier, in case, with 10in. speaker	£18 0 0
Tannoy Base Speaker, 15in.	£9 0 0
Pamphonic Victor. As new	45 Gns.

93-94, FLEET STREET, LONDON, E.C.4

Phone: FLEet St. 9391/2

ELECTRICAL
INSULATION
SPECIALISTS

Delanco

REGD.

"Delanco" is the registered Trade name of the Anglo-American Vulcanized Fibre Co. Ltd. covering the wide range of Electrical insulating materials produced by the Company.

It is your assurance that raw materials and components supplied are of the highest quality and workmanship.

Technical and Research Staff are available to assist in the solution of any problems you may have connected with Electrical insulation.

Representatives are available in all parts of the United Kingdom.

LET US QUOTE FOR YOUR REQUIREMENTS

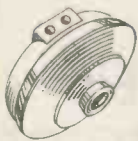
CAYTON WORKS, BATH STREET, LONDON, E.C.1. CLE. 3271

Are you searching

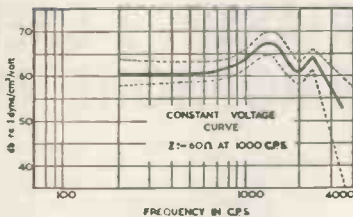


FOR HIGH QUALITY ELECTRONIC MINIATURES

Make contact with Arden Acoustic Laboratories Limited, for details of high-quality Miniature Earphones, Transformers, Switches, Volume Controls, Plugs and Sockets; also of the widely-known ARDENTE Hearing Aids.



MINIATURE EARPHONE



The latest Miniature Earphone is characterised by its high efficiency and slim, elegant appearance. The curve shown above was taken on a Post Office type 1½ c.c. artificial ear and the dotted lines represent the 95% confidence limits calculated from a batch of Earphones of this type.

Controlled methods of manufacture, in which the magnet in each unit is individually adjusted and aged; plus a detailed inspection procedure which includes an automatic curve trace on each Earphone, ensures a uniform product of high quality and reliability.

A wide choice of impedance values can be produced to meet the designer's needs.

SUB-MINIATURE TRANSFORMERS

will be featured in our next advertisement in this crisis; details will gladly be sent upon application.



ARDENTE

ELECTRONIC
COMPONENTS


Details on request to

ARDENTE ACOUSTIC LABORATORIES LTD.
Springfield Works, Horn Lane, Acton, London W.3
Telephone: ACOm 4161-1282

AVAILABLE NOW!!

TRUVOX

TAPE RECORDER COMPONENTS
AND ACCESSORIES



TAPE DECKS MARK IIIU SERIES

Technically identical with the world-famous Deck supplied, in bulk, to Recorder Manufacturers. With B.S.S. sense of tracking, it is fully approved for playback of pre-recorded tapes. List Price remains at 22 gns.

Details of complete recorders incorporating the TRUVOX Tape Deck are available on request.

The full range of Truvox Tape Recorder Components and Accessories is listed below—send for fully descriptive leaflets.



TAPE DECKS · AMPLIFIER · RADIO JACKS
FOOT CONTROL · TELEPHONE ADAPTOR
MONOSET & STETHOSET HEADPHONES
CORNER DIFFUSION SPEAKER

TRUVOX LIMITED

Sales Office: 15, LYON ROAD, HARROW, MIDDX.

Tel.: Harrow 9282

Tech. & Service Depts.: 328, THE BROADWAY, STATION ROAD,
HARROW, MIDDX. Tel.: Harrow 4455

TELC ONN ECT O R S

co-axial plugs and sockets



The connectors illustrated are designed for use with the smaller diameter R.F. cables, such as Telcon PT.1.M, PT.11.M, AS.60.M, etc. Produced for instrument designers and general application, the 58 Series Plug and Socket has a capacitance of less than $7 \mu\text{F}$. The 58C panel mounting socket shown will accept any plug in the 58P Series.



All types are readily available in various sizes and combinations.
Write for publication T/1.

TELCON **RF** cables

THE TELEGRAPH CONSTRUCTION & MAINTENANCE CO. LTD

Head Office: 22 Old Broad Street, London, E.C.2.

Tel.: LONDON Wall 7104

Enquiries to: Telcon Works, Greenwich, London, S.E.10

Tel.: GREENWICH 3291

Connoisseur VARIABLE 3-SPEED GRAMOPHONE MOTOR



NEW SUPER LIGHTWEIGHT PICKUP MARK II giving an extended frequency range on L.P. disc.

Head only (Standard or Microgroove) £7 + P.T. £2 9s. 10d. Total £9 9s. 10d.

Pickup with one head £9 3s. 0d. + P.T. £3 5s. 2d. Total £12 8s. 2d.

We present an entirely new three-speed unit operating at 33 $\frac{1}{3}$, 45 and 78 r.p.m. The full 12in. turntable is lathe-turned and manufactured of non-ferrous material. The main spindle is precision ground and lapped to mirror finish and runs in phosphor bronze bearings. The synchronous motor is dynamically balanced and resiliently mounted, making it virtually vibrationless, with low noise level and low hum induction.

The speed change is arranged mechanically and gives a 2% variation on all speeds, the synchronous motor running at constant speed at all settings. No braking action is employed to obtain speed change.

It is suitable for playing standard transcription and micro-groove recordings. Input voltages 200 250 v. A.C. 50 cycles or, as specified to order for 200/250 v. A.C. 60 cycles, or 110 v. A.C. 50 or 60 cycles. Mounted on $\frac{1}{2}$ in. die-cast board 15 $\frac{1}{2}$ in. x 13 $\frac{1}{2}$ in. with 3 $\frac{1}{2}$ in. clearance distance below motorboard. Speed selector turret is fitted at left rear of motorboard. On-off switch at left front also releases pressure on the rubber drive assembly. All motorboards are drilled to take Connoisseur Standard and Super Lightweight Pickups unless otherwise ordered. When used with these pickups mounted in position, 3 $\frac{1}{2}$ in. clearance above motorboard is recommended.


Price: £20 + P.T. £7 2s. 6d. Total £27 2s. 6d.

A. R. SUGDEN & CO. (Engineers) LTD.
WELL GREEN LANE : BRIGHOUSE : YORKSHIRE
Phone: Halifax 69169. Grams: Connoisseur, Brighouse

OVERSEAS AGENTS: S. Africa: W. L. Proctor (Pty.) Ltd., 63 Strand Street, Cape Town. Australia: J. H. Magrath & Co. (Pty.) Ltd., 208 Little Lonsdale Street, Melbourne. Canada: The Astral Electric Co. Ltd., 44 Danforth Road, Toronto 13, Ontario. New Zealand: Turnbull & Jones Ltd., Head Office, 12/14 Courtenay Place, Wellington. Hong Kong: The Radio People Ltd., 31 Nathan Road, Hong Kong. Malaya: (Main Distributors) Eastland Trading Co., 1 Prince Street, Singapore. U.S.A.: (Main Distributors) Danby Radio Corporation, 19 South 21st Street, Philadelphia, 3. Pa. Audio Supply Laboratories, Nickels Arcade Buildings, Ann Arbor, Michigan.

WEYRAD

A COMBINED AM/FM RECEIVER ENABLES YOU TO ENJOY THE HIGH QUALITY OF B.B.C. TRANSMISSIONS ON V.H.F. WHILE RETAINING FACILITIES FOR THE RECEPTION OF MEDIUM AND LONG-WAVE BROADCASTS.



COMBINED AM/FM COIL PACK—TYPE B.60.

Completely assembled with four-position switch, valve holders, screens and all associated components. Designed for use with valves types 6AM6 (R.F. amplifier on FM only) and 6BE6 (frequency changer AM and FM). Dimensions—width 3½in., length 4½in. (plus switch spindle). Overall Depth 4½in.

PRICE 71/9 plus 23/4 P.T.

TUNING CONDENSER

The B.60 is designed for use with a special 2-gang condenser having separate sections mounted on a common rotor shaft. The low capacity sections are selected by the switch for FM tuning.

PRICE 22/-.

TUNING SCALE TYPE TS60.

Printed on glass in 3 colours. Calibrated with station names on L.W. and M.W. Frequency calibration only on FM band. Size 9in. x 4½in. Pointer travel 7in. horizontally.

COMBINED AM/FM I.F. TRANSFORMERS AND RATIO DETECTORS.

I.F. type P21/1, price 12/6. R.D. type P21/2, price 14/2.

THESE COMPONENTS CAN BE ALIGNED WITH VERY SIMPLE TEST EQUIPMENT, CIRCUIT DIAGRAMS AND ALIGNMENT INSTRUCTIONS SUPPLIED.

WEYMOUTH RADIO MFG. CO., LTD., CRESCENT STREET, WEYMOUTH, DORSET

MODERN ELECTRICS LTD.

164 Charing Cross Road, London, W.C.2.

Tel: TEMple Bar 7587.
Covent Gdn. 1703.

Export enquiries welcomed.

Immediate delivery from stock.

Cables: Modcharex, London.
Prompt attention to post orders

TAPE RECORDERS

- GRUNDIG TK12 ... 70 gns.
- GRUNDIG TK5 ... 45 gns.
- GRUNDIG TK819 ... 95 gns.
- GRUNDIG TK820/
3D ... 98 gns.
- FERROGRAPH 2A/
N ... 76 gns.
- VORTEXION 2A ... 80 gns.
- VORTEXION 2B ... £99

The following Recording Tapes are available from stock.
1,750ft. 1,200ft. 600ft.

- FERROGRAPH £3/3/-
 - FERROGRAPH 45/- 26/9
 - GRUNDIG BASF 40/- 25/-
 - SCUDG BOY 35/- 21/-
 - EMI 77 48/-
 - EMI 88 35/- 21/-
 - AGFA 37/6 22/6
 - GEVAERT 35/- 21/-
 - PURETONE 20/-
 - SCROVOICE 32/6
 - SOUNDMIRROR 30/-
- Long Playing Tapes now in stock.

RECORD REPRODUCING EQUIPMENT

- COLLARO TRANSCRIPTION, Model 2010 PX ... £18 11 11.
- RC54 ... £13 4 2
- 554 Unit ... £8 18 4

GARRARD UNITS

- RC80M AC ... £17 9 6
- RC80M AC/DC ... £26 3 5
- 301 Transcrip ... £25 3 6
- Type TA/AC ... £10 16 0
- Type TA/B with Decca heads ... £14 0 11

CONNOISSEUR
Variable 3 speed ... £27 2 6

SPEAKERS

- PLESSEY 12in. 15 ohm ... £1 16 0

W.B. STENTORIAN

- HF.610 ... £2 10 6
- HF.810 ... £3 0 6
- HF.912 ... £3 9 6
- HF.1012 tapped coil, 3, 7.5 or 15 ohms ... £4 17 6

GOODMANS

- Axiom 150 Mk. II ... £10 15 9
- Axiom 102 ... £9 18 2
- Axiom 101 ... £6 12 1
- Axiom 22 ... £15 9 0

WHARFEDALE

- W.15CS ... £17 10 0
- Super 12CS/AL ... £17 10 0
- W12CS ... £10 5 0
- Golden 10 CSB ... £8 6 7
- Super 8CS/AL ... £6 19 11
- Super 3 ... £6 14 3
- Bronze 10in. ... £4 12 9
- Bronze Bin. ... £3 6 8
- W.B. Crossover Unit ... £1 10 0
- W.B. Tweeter Unit ... £4 4 0
- Kelly Ribbon Tweeter ... £12 12 0

TEST EQUIPMENT

- AVO Model 8 ... £23 10 0
- Model 7 (latest) ... £19 10 0
- Unimior Mk. II ... £10 10 0
- Electronic Meter ... £40 0 0
- Wide Band Sig/Gen... £30 0 0
- Valve Characteristic Meter Mk. III ... £75 0 0
- D.C. Minor ... £5 5 0
- 10kV Multiplier for Model 8 ... £3 5 0
- Carrying Cases for Models 7, 8 and 40 ... £3 0 0
- ADVANCE H.1 (Sig/Gen.) ... £28 0 0
- E.2 (Sig/Gen.) ... £32 10 0
- P.1 ... £22 5 0
- COSSOR Oscilloscope 1035...£120 0 0
- Oscilloscope 1052...£104 0 0
- Volt: Calibrator 1433 £18 5 0
- TAYLOR All new Taylor Test Gear in stock.

PICK-UPS

- ACOS HGP23 ... £3 8 8
- DECCA X.M.S. Magnetic ... £6 9 5

CONNOISSEUR

- Super L/weight ... £9 9 11
- Spare Heads ... £3 7 10

COLLARO STUDIO

- Type O or P ... £3 14 8

LEAK PICK UP

- 2 Heads with Diamond Stylus ... £20 19 1
- FERRANTI With L.P. ... £25 10. 2

MICROPHONES

- ACOS Mic 22 (Crystal) ... £4 4 0
- Mic inserts for above ... £1 0 0
- Mic 33-1 ... £2 10 0
- Mic 35-1 (Crystal) ... £1 5 0
- LUSTRAPHONE M/C High Imp. ... £5 15 6
- LFV59 Dynamic ... £8 18 6

RESLO

- URA Ribbon ... £7 5 0
- RVA Ribbon ... £9 0 0
- VMC (low imp.) ... £6 0 0

FILM INDUSTRIES

- Ribbon ... £8 15 0

MICROPHONE STANDS

- Floor, 3 extensions... £3 12 6
- Table Stand ... £1 5 0

LEAK AMPLIFIERS

- TL.10 complete ... £28 7 0
- Point 1, TL.12 ... £28 7 0
- Point 2, TL.25 ... £34 7 0

QUAD, Mk. II

- ... £42 0 0

MULLARD

- ... £18 18 0

E.A.R. 4 watt

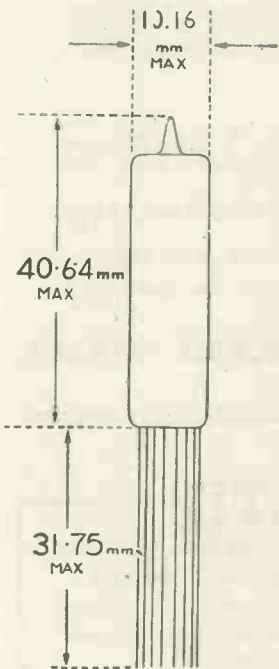
- ... £9 9 0

TRIX, 4 watt

- ... £16 10 0

ALL GARRARD, CONNOISSEUR, DECCA and COLLARO HEADS, SAPPHIRE and DIAMOND STYLII for the above HEADS NOW AVAILABLE.

A NEW directly heated subminiature beam tetrode for Radio Frequency Equipment



XR4

The new **HIVAC XR4** is equivalent to the U.S. Type 6397.

It is designed for use as a Class A or Class C amplifier or as a frequency doubler for output frequencies up to 400 Mc/s.

It is rated at an anode dissipation of 1.5 Watts.

TYPICAL OPERATION

Filament Voltage	1.25V	2.5V
Filament Current	125mA	62.5mA
Anode Voltage	125V	
Screen Grid Voltage	125V	
Control Grid Voltage	-7.5V	
Anode Current	7mA	
Screen Current	1.1mA	
Mutual Conductance	1.95mA/V	



STONEFIELD WAY · VICTORIA ROAD
SOUTH RUISLIP · MIDDLESEX

Telephone: Ruislip 3366

Cables: HIVac, Ruislip



Quartz Crystals of any shape and size cut and ground precisely to specification and coated, if required, with Gold, Silver, Aluminium or Rhodium, etc.

BROOKES CRYSTALS LTD

Suppliers to Ministry of Supply, Home Office, B.B.C., etc.
181/3 TRAFALGAR ROAD, GREENWICH, LONDON, S.E.10
Phone: Greenwich 1828
Grams: Xtals, Green, London. Cables: Xtals, London.

direct TV REPLACEMENTS

NOW is the time to add to your Text Books on Television.

BOOKS AVAILABLE FROM STOCK

- THE OSCILLOSCOPE BOOK by E. N. Bradley 5/- net
- RADIO ENGINEERS SERVICING MANUAL by E. Malloy, General Editor, and W. F. Poole, Advisory Editor 42/- net
- TELEVISION CIRCUIT REFINEMENTS by C. H. Banthorpe 5/- net
- TELEVISION FAULTS by N. Stevens 5/- net
with service information of the following models:—
Murphy V.120C, Philips 704A and 1800A Projection, Ultra W721 and W7216 Midland Area, Baird Everyman T.29, English Electric 1550M, Marconiphone VT53DA.
- TELEVISION RECEIVER PRACTICE by Roy Holland, Chief Development Engineer, Scophony Baird Ltd. 5/- net
- TELEVISION RECEIVING EQUIPMENT by W. T. Cocking 18/- net
- TELEVISION SERVICING MANUAL by Edwin N. Bradley 4/6 net
with service information of the following models:—
G.E.C. B.T.7092, R.G.D. 2547R, Pye D16T, Murphy V114 and V116, Invicta T101, K-B CV40, Ultra V470.

To facilitate speedy handling of your order, terms of business are C.W.O., C.O.D. or Pro Forma. Please add postage and packing (1/6 up to 10/-, 2/- up to £1, 2/6 up to £2).

We have over 2,000 different Transformers in stock and Tuner Units to convert most sets for Band III. Send 1/- to-day for handbook and Converter Leaflet.

direct TV REPLACEMENTS

134/136 LEWISHAM WAY · NEW CROSS · S.E.14 Tideway 3696-2330



Better Quality TRANSFORMERS for exacting duties

- Low first cost
- Robust construction
- Excellent workmanship
- Rigidly tested
- Absolute reliability

A Woden Transformer will fulfil the most exacting specification, combining high precision and utmost reliability in service. Both research and production are centred on the manufacture of first-class equipment at the lowest possible cost consistent with quality materials and workmanship.

WODEN TRANSFORMER CO. LTD

BILSTON • STAFFS Tel: BILSTON 41959

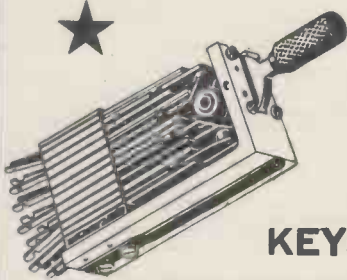
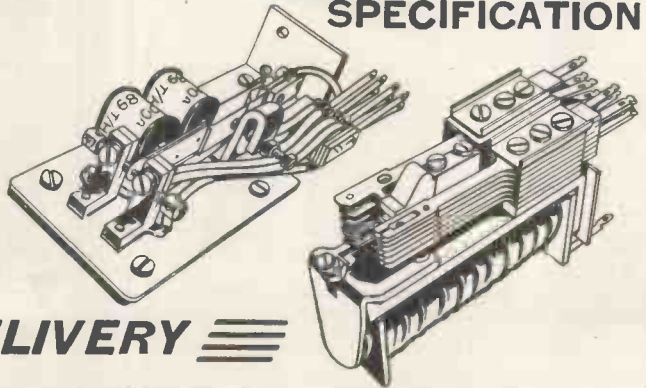
R-E-L-A-Y-S

3000 TYPES

Standard or special COILS and CONTACTS up to 80,000Ω and up to 8 c/o's. 600 and HIGH-SPEED TYPES also Supplied.

PROMPT DELIVERY

P.O. TYPES TO YOUR SPECIFICATION



LARGE STOCKS OF KEYSWITCHES

The **KEYSWITCH CO.**

ALL POST OFFICE EQUIPMENT

Enquiries to Sales Manager,
126, KENSAL ROAD, LONDON, W.10
Telephone LAD 0666 and 4640



HARTLEY-TURNER SOUND EQUIPMENT

We should like once again to draw attention to the Hartley-Turner Super Control Pre-amplifier.

This unit is designed to feed the output from Tape recorders, Crystal and Magnetic Pick-ups and Radio Tuning Units to the main amplifier.

Employing sub-miniature valves and highest quality components throughout, this unit combines efficiency with simplicity of operation, reliability and compactness.



BRIEF SPECIFICATION:—

4 Switched input channels. Input sensitivity 1 volt, positions 1 and 2; 25 mV., positions 3 and 4 for 1½ V output from the Cathode follower output stage. Separate continuously variable Bass and Treble controls: Bass variable + 25 db at 40 c/s. Treble variable - 10 db to + 10 db at 10 Kc/s. Power requirements 250 V D.C. 3 mA. 6.3 V 0.9 A.

Whole unit completely screened and enclosed in metal case 10½ in. × 3½ in. × 3½ in.

Full particulars sent free and post free on application to:

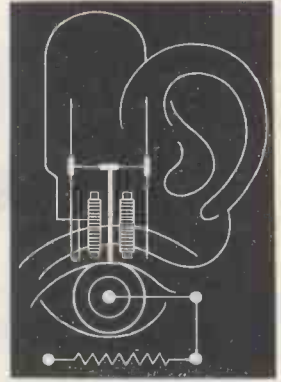
H. A. HARTLEY CO. LTD.
152, HAMMERSMITH ROAD,
HAMMERSMITH, LONDON, W.6

Telephone: RIVERSIDE 7387

Special Note for Overseas Dealers:

If you require any items of communication equipment and are not already served, our Purchasing and Export Departments can help you. Let us know your requirements.

SMITH'S FOR TECHNICAL BOOKS



Books on radio theory, practice and maintenance for the beginner and books on new developments in circuit design, new components, methods of application, and the established text books can be obtained through your local Smith's shop or bookstall. Books not in stock at the branch can be quickly obtained from Head Office.

★ Your stationary and printed matter can also be supplied through our local branch.

W. H. SMITH & SON

FOR BOOKS ON ELECTRONICS

Head Office: STRAND HOUSE, LONDON, W.C.2

M. R. SUPPLIES Ltd.

(Established 1935)

Largest stockists of F.E.P. Geared Motors—full details in our List GM/355, copy on request. Production and Research managers please note. The following special offers, all perfect material, are for immediate delivery. Prices nett.

ELECTROMAGNETIC COUNTERS (latest C.F.O. type). Brand new, 1in. square by 4in. long. Counting up to 9,999 Resistance 2,300 ohms. and suitable for operation on 200 volts D.C. for high-speed counting, 230 volts A.C. (slower speed) or in anode line (current 10 milliamps), 18/6 (despatch 9d.).

LONDEX RELAYS. Very special limited offer. Type LF, 230 v. A.C. coil, 2-pole make, 6-amp. switching (ex-stock, new), 22/6 (des. 1/3).

RESISTANCE MATS, 7½ in. by 9 in., 22 ohms 3 amps. Each 60 volts 3 amps., bank of four in series, 240 volts 720 watts. For heating or regulators. Brand new, 1/8 each (des. 9d.). Four for 8/6, carr. paid.

TUBULAR HEATERS, 4ft. long, 240-watts, 220/250 volts, 29/6 (des. 4/6).

AIR THERMOSTATS for frost protection. Ex-A.M. brand new, boxed. Switching on at 32 deg. F. and off at 49 deg. F. (with considerable range adjustment). Capacity 4 amps. (250 v. A.C.). 4/6 (des. 6d.), 45/- dozen.

INSTRUMENT RECTIFIERS, full-wave copper oxide, with leads, 5 mA., 6/-.

UNIVERSAL MAINS MOTORS, 200/250 v. A.C./D.C., 1/15th H.P. A fine bargain for many purposes—Sewing Machines (for which they were made), Drills, Grindstones, Cine Projectors, Mixers and Stirrers, etc. Size—4½ in. long, 2in. by 4½ in. overall. Shaft ¼ in. prof., ¼ in. dia. Open type, ball bearings. Brand new, 37/6 (des. 2/-).

LOW VOLTAGE FANS (G.E.C.), 6/12 v. D.C. Suitable for cars, caravans, boats, etc. Overall length 6½ in., fan 5½ in. dia. Brand new, 22/6 (des. 2/-).

EXTRACTOR FANS. Very well made new units much below normal price, 200/250 v. A.C. (Induction motor—no interference). With mounting frame and back grille, ready for easy mount, 8in. Impeller (12,000 c. ft./hr.). 25/5/-, with 10in. Impeller (15,000 c. ft./hr.), 25/12/6 (des. either 2/6).

SYNCHRONOUS TIME SWITCHES (all 200/250 v. 50 c.). One on and one off at any times in 24 hours. Capacity 4 amps. A.C. In wall-mount metal housing with glass window. Second-hand, tested, perfect, 55/6 (des. 2/-). Also brand new Sangamo 200/250 v. 50 c. (synchronous) in compact plastic housing 4in. dia. by 3½ in. deep, providing up to three on-off operations per 24 hours, with day-omitting device (use optional), capacity 20 amps., 25/8/6 (des. 2/-). Also Smith's "Belyon," 200/250 v. 50 c. (synchronous). Controlling two circuits, each with two on-off operations per 24 hours, each 20-amps capacity, in die-cast housing 6½ in. by 4½ in. 26/13/6 (des. 2/6).

SYNCHRONOUS ELECTRIC CLOCK MOVEMENTS, 200/250 v. 50 c. with spindles for hours, minutes and seconds hands. In plastic dust cover 3½ in. dia., 2in. deep, with flex, ready for use, 27/6 (des. 1/-). Set of three hands, in good style, for 5½ in. dial, 2/-.

ADJUSTABLE COUNTERPOISE LAMPS (Terry). Extended arm length 2ft. with two joints and spring counterpoise, to hold at any angle. Wired and fitted SBC holder and fitting shade. A few at 35/- (des. 2/6).

HIGH DUTY AIR BLOWERS (A.C. & E.). Powered with B.T.H. 0.4 h.p. Induction Motor, 220/240 v. 50 c. 1 ph. Diameter of blower cowling 15in. overall, depth 17in. Round inlet 6½ in. dia. rectangular outlet 5in. by 4in. Duty approx. 1,000 c. ft. per min. Brand new, 215 (des. England 10/-).


RADIAL STUD SWITCHES, with 20-stud taps, make before break, 5in. square by 2in. deep, with laminated switch arms, new, 9/3 (des. 1/-).

SMALL GEAR BOXES, double worm gear, 300/1 reduction. In die-cast housing 2½ in. x 2½ in. x 2in. Final shaft ¼ in. dia. x 1½ in. prof. Ball bearings, transmission up to 1/10th h.p., 45/- (des. 1/6).

M. R. SUPPLIES, Ltd., 68 New Oxford St., London, W.C.1

Telephone: MUSEUM 2958

An essential reference book for ALL users of TRANSFORMERS & CHOKES



GARDNERS RADIO CATALOGUE

The full catalogue is available free to industrial concerns. An abridged edition is forwarded to private users.



GARDNERS RADIO LTD., Somerford, Christchurch, Hants. Tel. Christchurch 1024

★ ★ ★ SUPERIOR RADIO SUPPLIES ★ ★ ★

SUPERIOR BUREAU



An elegant cabinet in richly figured walnut veneer, internal panels in polished sycamore. A drop front lid covers a sloping, uncut control panel (14in. long x 10½in. high) alongside which is an uncut base-board (17½in. long x 13½in. Back to Front). The inside of the drop front lid is panelled in beige leatherette. In the lower part of the cabinet are two large storage cupboards (13½in. high, 7½in. wide, 16½in. deep). The lid and cupboard handles are in chased Florentine bronze. Overall dimensions (33in. high, 34in. long, 16½in. deep). Price £17. Plus 15/- carr. Send for Cabinet Leaflet.

DULCI BAND 3 T.V. CONVERTER

TYPE I. K.O. PATENTS

A complete self-contained unit, suitable for converting all makes of T.V. Housed in a polished wood cabinet size 7in. x 10in. x 5½in. All channels are iron core tuned with pre-set adjustments. Input signal equalising is provided. Valves Z77, Z77, 12AX7, 6X4. Power supply, A.C. mains 200/250 volts. Service data available on request. Price £9/9/-. Plus 3/6 post and packing.

F.M. AND A.M./F.M. CHASSIS

Send for details of the latest types of High Quality V.H.F. Tuners and Amplifiers suitable for Band 2. Also, complete 4 Wave-Band 9-Valve Push-Pull A.M./F.M. Quality Radiogram Chassis.

DISC PLAYERS

Specially designed for the HI-FI enthusiasts and home constructor. These Disc Players consist of the latest Three-speed Automatic Record Changer, complete with crystal turn-over pickup-head for long playing and standard records. This unit is mounted on a Sycamore veneered base which is complete with fitted mains lead, and screened pick-up lead, ready for connecting up. Brand new and boxed. Price £10/16/-. Plus 5/- post and packing.

The "SUPEREX 55" ATTACHE PORTABLE

BUILDING COST £7/15/-. Plus 3/6 P.P.



- Really outstanding quality.
- Four Valve Battery Superhet.
- Long and Medium Wave-lengths.
- Perfect Reception in All Areas.
- Rexined Cabinet 10½ x 8½ x 5in.
- Very simple Construction.

Send 1/6 for "Superex 55" Construction Booklet.

TERMS: Cash with order or C.O.D. Extra charge for C.O.D. U.K. and N. Ireland only.

PERSONAL SHOPPERS WELCOME

Shop open 9 a.m. to 6 p.m. Monday to Saturday, 1 p.m. Thursday.

(W.W./N) 37 HILLSIDE, STONEBRIDGE, LONDON, N.W.10. Tel: ELGAR 3644

PREMIER RADIO CO.

B. H. MORRIS & CO. (RADIO) LTD. EST. 40 YRS.

(Dept. W.W.) 207 EDGWARE RD., LONDON, W.2. Tel.: AMBassador 4033 & PADddington 3271

THE NEW PREMIER TELEVISOR 13 CHANNEL DESIGN

SUITABLE FOR USE WITH ANY POPULAR WIDE ANGLE TUBE

BAND 3 (COMMERCIAL)
For the Home Constructor


DESIGN 1. Includes a Multi-Channel Tuner (Channels 1-13) continuously variable 40 — 100 Mc/s and 170-225 Mc/s. The Tuner is supplied wired and tested and is complete with valves, all connecting leads and fixing brackets.

THIS DESIGN MAY BE BUILT FOR £34/9/7 (plus cost of C.R.T.). Packing and carriage extra.

DESIGN 2. Channels 1-5, tunable from 40-68 Mc/s. THIS DESIGN MAY BE BUILT FOR £30 (plus cost of C.R.T.). Packing and carriage extra.

- ★ Constructors who have built Design 2 (5 Channels) may convert their receivers to Design 1 for £6, this price includes Multi-Channel Tuner, New Vision Input Coil and full instructions.
- ★ All coils supplied for these two Superhet Receivers are PRE-TUNED ASSURING ACCURATE ALIGNMENT and EXCELLENT BANDWIDTH.
- ★ Duomag permanent magnet focusing with simple picture centring adjustment.
- ★ Exceptionally good picture "hold" and interlace. Noise suppression on both Sound and Vision.

THE COMPLETE TELEVISOR IS SAFE TO HANDLE, BEING COMPLETELY ISOLATED FROM THE MAINS BY A DOUBLE WOUND MAINS TRANSFORMER. ALL PRESET CONTROLS CAN BE ADJUSTED FROM THE FRONT, MAKING SETTING UP VERY SIMPLE.



The Televisor may be constructed in 5 easy stages: (1) Vision, (2) Time Base, (3) Sound, (4) Power Pack, (5) Final Assembly. Each stage is fully covered in the Instruction Book, which includes layout, circuit diagrams and point-to-point wiring instructions.

The Instruction Book also includes full details for converting existing Premier Magnetic Televisors for use with modern wide angle tubes. All components are individually priced.

Instruction book 3/6, Post Free. Includes details of both designs



CONSOLE CABINETS

For 14", 16" and 17" Televisors

A handsome Walnut Cabinet that will be a fitting housing for a first-class Televisor.

Folding doors are fitted to cover the Cathode Ray Tube when not in use. A flap is provided which gives access to the preset controls on the front edge of the Chassis. A baffle board suitable for a 10in. Loudspeaker and all the necessary Tube and Chassis bearers are included. The overall dimensions of the Cabinets are the same: Height 38½in. Width 19in. Depth Top 19in. Depth Bottom 21in.

TUBE ESCUTCHEONS


17in. White Moulded.....	21/- (pkg. & post 1/6)
17in. Bronze Moulded, complete with Protective Glass.....	48/- (pkg. & post 2/6)
14in. Black Moulded.....	7/6 (pkg. & post 1/-)
Dark Screen Filter suitable for 14in. Tube.....	21/- (pkg. & post 1/6)
Dark Screen Filter suitable for 16in. and 17in. Tubes.....	25/- (pkg. & post 1/6)
Polystyrene Mask for E.E.T.901.....	45/4 (pkg. & post 2/6)
Rubber Ring (anti-Corona) for E.E.T.901.....	6/8
Polystyrene Shroud for E.E.T.901.....	6/2

PRICE **£13-10-0** PLUS 21/- PKG. & CAR. H.P. TERMS: DEPOSIT £4.10.0 & 10 MONTHLY PAYMENTS OF £1.0.0

TERMS OF BUSINESS: Cash with order or C.O.D. over £1. Please add 1/- for Post Orders under 10/-, 1/6 under 40/-, unless otherwise stated.

PREMIER RADIO COMPANY

4-WATT AMPLIFIER



MAY BE BUILT FOR **£4.10.0** Plus 2/6 Pkg. & Carr.

Valve line-up 6SL7, 6V6 and 6X5, FOR A.C. MAINS 200/250 VOLTS. Output Transformer suitable for either 3 ohm or 16 ohm Speakers. Negative feed-back is applied from the secondary of the output Transformer over the whole Amplifier to the input stage giving an excellent frequency response. Due to the high gain and wide range tone controls any type of pick-up may be used. Overall size 9 x 7 x 5in. Price of Amplifier complete, tested and ready for use, £5/5/- plus 3/6 pkg. and carr.

Steel case finished black crackle with engraved panel, 21/- extra.

INSTRUCTION BOOK, 1/- (Post Free) which includes Assembly and wiring diagram, also a detailed Stock List of priced components.

ALUMINIUM CHASSIS 18 s.w.g.

Substantially made from Bright Aluminium with four sides:

7 x 5½ x 2½in.	4/-	10 x 9 x 3½in.	7/-
7 x 3½ x 2½in.	3/9	12 x 10 x 3½in.	7/9
9½ x 4½ x 2½in.	4/3	14 x 10 x 3½in.	7/11
10 x 8 x 2½in.	5/6	16 x 10 x 3½in.	8/3
12 x 9 x 2½in.	7/-	16 x 8 x 2½in.	8/-
14 x 9 x 2½in.	7/6		

ALUMINIUM PANELS 18 s.w.g.

7 x 6½in.	1/3	7 x 4½in.	1/-
9½ x 6½in.	1/8	9½ x 4½in.	1/5
10 x 9½in.	2/2	10 x 7½in.	1/11
12 x 9½in.	2/8	12 x 7½in.	2/5
14 x 9½in.	3/2	14 x 7½in.	2/11
16 x 9½in.	3/8	16 x 7½in.	3/5
20 x 9½in.	4/8	20 x 7½in.	4/5
22 x 9½in.	5/2	22 x 7½in.	4/11

ILLUSTRATED LIST AVAILABLE GIVING FULL DETAILS OF BUREAU TYPE CABINETS

A RANGE OF BAND 3 AND F.M. AERIALS IS NOW AVAILABLE

Air spaced co-axial wire, 1/9 per yard.

Teleton Ferrite Rod Aerials. Medium Wave 8/9. Medium/Long Wave 12/9.

1155 RECEIVER UNIT

GRADE 2 Slightly solidd complete with 10 valves. Frequency range 18.5 Mc/s. - 75 Kc/s. In 5 wave-bands. £9/19/6. Plus 10/6 packing and carriage.



POWER SUPPLY UNIT WITH OUTPUT STAGE FOR ABOVE



Jones plugs for connecting the Power Pack to the Receiver are included. The 6V6 output stage complete with Output Transformer and 6in. speaker is built into the unit. Price £5/5/- plus 6/- packing and carriage.

PUSH-PULL OUTPUT TRANSFORMERS. 2 x 6V6 into 2/3 ohms, 5/6, post free.

T.1154. BRAND NEW COMPLETE WITH VALVES. £2/19/6, post and carriage 7/6.

METER RECTIFIERS. Miniature type with leads 1-5 Mk. A. 6/9 post paid.

SLIDER RESISTANCE. Geared adjustments, 7.5 ohms, 4 a. 12/6, postage and carriage 1/6.

HEAVY DUTY L.T. TRANSFORMER. Primary tapped 180-230 volts, 50 cycles. Secondaries 4.2 v. 10 a. 4.2 v. 10 a. 25/-, postage and carriage 2/6.

ROTARY RESISTANCE. Wire-wound heavy duty 14 k. ohms, 7/6, postage and carriage 1/-.

V.H.F.

FREQUENCY MODULATION



AN F.M. TUNING UNIT COMPLETE IN EVERY DETAIL INCLUDING ITS OWN POWER SUPPLY

FOR £12.12.0 CASH OR

H.P. TERMS DEPOSIT £4.5.4 AND 10 MONTHLY PAYMENTS OF 18/8 PLUS POSTAGE AND PACKING 5/-

The above tuner incorporates the latest type permeability tuning unit with coverage of 86-103 mc/s. Radiation less than 26 microvolts per metre, ensuring no interference with neighbouring Television Receivers (this type of fault is present in many of the Tuners at present offered for sale to the public).

Only two controls, a gear driven slow motion tuning control and an output volume control. Dial size 1½in. x 3in.

HOME CONSTRUCTORS. All the individual components to build the above tuning unit may be purchased including valves for £10/10/-, plus pkg. and p. 2/6.

V.H.F. Tuning Unit type UT340 permeability tuned, coverage 86-103 mc/s. Price 59/5 (including tax). Valve ECC85 extra, as used in above receivers.

I.F. type U.F.378 inter-stage, 10.7 mc/s., Q-110. Coupling factor unity, price 7/-.


Ratio Filter type URF377 Q1-75, Q2-105, price 10/6

Complete Handbook containing full details of construction and point-to-point wiring diagrams including also details of F.M. Aerials, 2/6 post free.

TSL ELECTROSTATIC LOUDSPEAKERS



Electrostatic speakers reproduce those missing frequencies beyond 8-10 kc/s and reproduce frequencies up to 20 kc/s. By adding one or more of these units to existing domestic loud-speaker systems, the



remarkable quality of the V.H.F. transmissions and the superb brilliance of modern L.P. recordings can be faithfully reproduced. Full instructions for incorporating these speakers into existing installations is included with every speaker.

Type LSH 75 price 12/6.
Type LSH 100 price 21/-.

SEND 2½d. STAMP FOR OUR 1955 CATALOGUE

RECTIFIERS

E.H.T. Pencil Type S.T.C.			
Type K3/25	650 v.	1 mA.	4/7
.. K3/40	3.2 kv.	1 mA.	6/-
.. K3/45	3.6 kv.	1 mA.	8/2
.. K3/60	4 kv.	1 mA.	8/8
.. K8/100	8 kv.	3 mA.	14/8
.. N8/160	12 kv.	1 mA.	21/6
.. K8/180	14.4 kv.	1 mA.	24/6

H.T. Type S.T.C.

Type RM1	125 v.	60 mA.	4/-
.. RM2	125 v.	120 mA.	4/6
.. RM3	125 v.	125 mA.	5/6
.. RM4	250 v.	250 mA.	18/-

L.T. Type Full Wave

12 v. 1 amp.	8/-
12 v. 2 amp.	10/9
12 v. 4 amp.	19/6

PREMIER BAND III CONVERTER

Suitable for Premier 6", 9", or 12" televisor. Will fit into existing cabinet. Complete with own power supply, tested and ready for use. Switch operated for either Band I or Band III programmes.

Price **£7.7.0.** plus packing & postage 3/6.

This Converter is suitable for use with any Televisor, Home Built or Commercial.

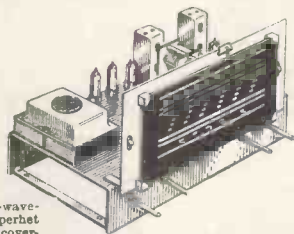
PREMIER VARIABLE IMPEDANCE "MATCHMAKER" M.O.15 OUTPUT TRANSFORMERS

Designed to meet the demand for an efficient variable ratio Output Transformer 11 ratios from 13:1 to 80:1, all centre tapped and can be used to match any output valves either single or push-pull Class 'A', 'AB1', 'AB2' or 'B' to any low impedance speech coil or combination thereof. Primary Inductance 50 henries 15 watts audio 100 mA. Price 45/-.

MINIATURE TUNING CONDENSERS

3-gang .0005 mfd. with trimmers, 6/6.

RADIOGRAM CHASSIS



5 Valve 3-wave-band Superhet Receiver covering short, medium and long waves. Using the latest miniature all-glass valves, overall chassis size 13½in. x 7½in. high x 6½in. deep, diameter 10½in. x 4½in. BRAND NEW, READY FOR USE AND **£10.5.0**

GUARANTEED Postage and packing 10/-. Or on Hire Purchase terms, deposit £2/5/- and 9 monthly payments of £1.

De luxe version of above receiver with ferrite rod aerials £12/12/-, or on H.P. terms, deposit £4/4/- and monthly payments of £1/3/6. P. & F. 10/-.

PORTABLE TAPE RECORDER CABINETS

All Rexine covered

Tape Deck	Amplifier	Type	Price
Lane Mk VI	Premier	Mk. VI	£4/19/8
Truvox Mk III	E.A.P.	T.D.1	£4/4/-
Truvox Mk. III	Premier	T.D.2	£4/4/-
Truvox Mk. III	Truvox C	T.D.3	£4/4/-

Plus Postage and Packing 5/-.

We carry a comprehensive stock of components by all leading Manufacturers.

PREMIER RADIO COMPANY

WILLIAMSON AMPLIFIER KIT

15 gns. plus 7/6 p. & p.

H.P. Terms:

Deposit £3.18.9 & 12 monthly payments of £1.1.8

This Kit is absolutely complete and all components are guaranteed exactly to author's specification.

Complete, wired and tested £20 or on H.P. Terms. Deposit £5 and 12 monthly payments of £1/7/6. Pkg. & Post 10/-

Williamson output transformer 3.6 ohms secondaries £4/10/-

Williamson chokes 12H 150 mA. Fully shrouded 19/6. 30H. 20 mA. Fully shrouded 11/9.

PRE-AMPLIFIER AND TONE CONTROL UNIT



Suitable for use with the "Williamson" or any other Quality Amplifier. Two switched inputs with pre-set volume controls. Tone control, bass boost and cut treble boost and cut. Output volume control, fitted into Steel box 10 1/2 in. x 3 1/2 in. x 3 1/2 in., silver hammer finished complete with black Perspex panel engraved in silver. Power requirements LT 6.3 volts, 9 amp. HT 250 volts 5 mA. Kindly state HT voltage available, if over 250 volts, to enable the correct dropping Resistor to be fitted in the Pre-amplifier. Completely wired, tested and supplied with Valves for £5/5/-, postage and packing 2/6.

PREMIER MAINS TRANSFORMERS

All primaries are tapped for 200-230-250 v. mains 40-100 cycles. All primaries are screened

SP178B, 175-0-175, 50 mA., 4 v. @ 1 a., 4 v. @ 2-3 a.	15/-
SP350A, 350-0-350, 100 mA., 5 v. @ 2-3 a., 6.3 v. @ 2-3 a.	21/-
SP361A, 350-0-350, 150 mA., 4 v. @ 2-3 a., 4 v. @ 3-5 a., 4 v. @ 1-2 a., 4 v. @ 1-2 a.	30/-
SP352, 350-0-350, 150 mA., 5 v. @ 2-3 a., 6.3 v. @ 2-3 a., 6.3 v. @ 2.3 a.	30/-
SP425A, 425-0-425, 200 mA., 6.3 v. @ 2-3 a., 6.3 v. @ 3-5 a., 5 v. @ 2-5 a.	52/6
250-0-250, 80 mA., 6.3 v. @ 4 a., 5 v. @ 2 a.	19/6
350-0-350, 80 mA., 6.3 v. @ 4 a., 5 v. @ 2 a.	19/6
200-230-250 output 3 v., 30 v., @ 2 a.	17/6
E.H.T., primary 230 v., secondary 1.75 Kv., 2 x 4 v. tapped 2 v.	37/6
E.H.T. TRANSFORMER, primary 210 v., 230 v., 250 v., secondary 4 Kv. and 2 v.	£3/7/6
E.H.T. TRANSFORMER, primary 210 v., 230 v., 250 v., secondary 5 Kv. and 2 v.	£3/12/6

Build these NEW PREMIER DESIGNS


3-BAND SUPERHET RECEIVER



MAY BE BUILT FOR **£7.19.6** Plus 2/6 Pkg. & Carr.

Latest type Superhet Circuit using 4 valves and metal rectifiers for operation on 200/250 volts A.C. mains. Waveband coverage — short 16-50 metres, medium 180-550 metres, and long 900-2,000 metres. Valve line-up 6K8 freq. changer, 6K7, IF, 6Q7, Detector AVC and first AF, 6V6 output. The attractive cabinet to house the Receiver size 12in. long, 6 1/2 in. high, 5 1/2 in. deep can be supplied in either WALNUT or IVORY BAKELITE or WOOD. Instruction Book 1/- post free, which includes assembly and wiring diagrams, also a detailed stock list of priced components.

TRF RECEIVER



MAY BE BUILT FOR **£5.15.0** Plus 2/6 Pkg. & Carr.

The circuit is the latest type TRF using 3 valves and Metal Rectifiers for operation on 200/250 A.C. mains. Waveband coverage is 180-550 metres on medium wave and 800-2,000 metres on long wave. The dial is illuminated and the Valve line-up is 6K7 H.F. Pentode, 6I7 Detector and 6V6—Output. The attractive Cabinets to house the Receiver size 12in. long, 6 1/2 in. high, 5 1/2 in. deep, can be supplied in either WALNUT or IVORY BAKELITE or WOOD INSTRUCTION BOOK 1/- (post free) which includes Assembly and wiring diagrams, also a detailed Stock List of priced components.

ALL-DRY BATTERY PORTABLE RADIO RECEIVER



MAY BE BUILT FOR **£7.8.0** Plus 2/6 Pkg. & Carr.

4 miniature Valves in a Superhet Circuit covering medium and long waves. Rexine covered Cabinets 11 1/2 in. x 10 in. x 5 1/2 in. in two contrasting colours. Wine with Grey Panel, or Blue with Grey Panel, please state choice when ordering. THE SET MAY BE USED EVERYWHERE—home, office, car or holidays. INSTRUCTION BOOK 1/6 (Post Free) which includes Assembly and wiring diagrams, also a detailed Stock List of priced components.

COMMUNICATION RECEIVER PCR2

Ex. Govt. Manufactured by Pye Ltd.

Valve line-up RF- EF39 (ARP34), FC-£61, 2x1F's, EF39 (ARP34), DET., A.V.C., 1st




A.F.—EBC33 (AR21), Output-6v6. 3 Wave bands 13-50' 190-570 and 900-2,000 metres. In black case with crackle front, illuminated calibrated dial, fly wheel tuning and aerial trimmer, size 17 1/2 in. x 10 in. x 8 in. Output sockets for low impedance speakers. Supplied complete with all valves and built-in A.C. power supply. Brand new and ready for use.

CASH £12/12/-. Or on H.P. Terms, Dep. £4/4/- and 8 monthly payments of £1/3/6. (Plus Pkg. & Post 10/6).

3-SPEED AUTOMATIC RECORD CHANGER

Made by World-famous manufacturer. The Unit designed to play 12in., 10in. and 7in. Records intermixed in any order at 33 1/3, 45 or 78 r.p.m. Capacity 10 records. New reversible dual stylus crystal Pick-up has extended frequency range. For use on 100/125-200/230 volts 50 cycles A.C. mains. LIMITED QUANTITY ONLY. Plus packing and carriage 5/-. BRAND NEW, guaranteed and in manufacturers' original carton.



£9. 19. 6

LIST PRICE £16/10/-

BARGAIN OFFER

DARK SCREEN FILTER IN TRIPLEX GLASS 18" x 14" SUITABLE FOR ALL TUBES UP TO 17" 10/- PLUS PACKING & POSTAGE 1/6d. LATEST TYPE RUBBER EBOUTCHEON SUITABLE FOR 17" RECTANGULAR TUBES AT A SPECIAL PRICE OF 10/- PLUS PACKING & POST 1/6d

LATEST TYPE 3-SPEED SINGLE PLAYER



By famous manufacturer with crystal turnover head, for use on 100-250 v. 50 cycle A.C. mains. £7/19/6. Plus pkg. & carr. 5/-.

LOUDSPEAKERS

ELAC ELLIPTICAL 7" x 4"	21/10
PLESSEY 12"	37/8
ELAC—2 1/2 in. dia. Moving Coil, 15 ohm imp.	15/-
ELAC—3 in. dia. Moving Coil 3 ohms imp.	19/6
PLESSEY—8 in. dia., Mains Energised, 3 ohms imp. (600 ohms field) with Pentode Transformer 12/6	
PLESSEY—8 in. dia. Mains Energised, 3 ohms imp. (600 ohms field)	10/6
PLESSEY—10 in. dia. Moving Coil, 3 ohms imp.	20/6
GOODMANS—12 in. dia. Moving Coil, 15 ohms. Plus 5/- packing and carriage	£8/12/6
VITAVOX—K12/20 12 in. dia. Moving Coil 15 ohms. imp.	£11/11/-

Plus 5/- packing and carriage.

ACCUMULATORS

2 volt 10 amp. (by famous maker)	4/11
2 volt 16 amp.	5/11

METERS

Full Scale Deflection	External Dimensions in.	Movement	
3.5 A.....	2 1/2 x 2 1/2	R.F. Thermo....	7/6
20 A.....	2 1/2 round	M/C	8/6
40 A.....	2 1/2 round	M/C	8/6
500 mA.....	2 1/2 round	M/C	10/6
30 A.....	2 1/2 x 2 1/2	M/O	8/6
50 mA.....	2 1/2 x 2 1/2	M/C	7/6
20 v.....	2 1/2 x 2 1/2	M/O	8/6
1 mA.....	2 1/2 round	M/O	22/6

BATTERY CHARGERS

200-250 v. A.C. Will charge 2 v., 6 v. and 12 v. Car Battery at 1 amp. Housed in strong metal casing. Finished in Green hammered enamel. Size 6 in. long, 3 1/2 in. wide, 3 1/2 in. high. Guaranteed 12 mths. The above unit is manufactured by PREMIER and does not contain Ex-Govt. components. Plus 2/6 P. and P. **35/6**



BATTERY CHARGER KITS

All incorporate metal rectifiers. Transformers are suitable for 200-250 v. A.C. cycle mains. Cat. No. 2002 Charge 6 volt accumulator at 1 amp. Resistor supplied to charge 2-volt Accumulator 13/6
2004 Charge 2, 6 and 12 v. accumulators at 1 amp. 18/11
Germanium Crystal Diodes. G.E.C. wire ended, 2/6. 24/- doz.

PREMIER RADIO COMPANY

New



**A TAPE
RECORDER
COMPLETE**

IN EVERY DETAIL AND
READY FOR USE FOR

£40 CASH OR

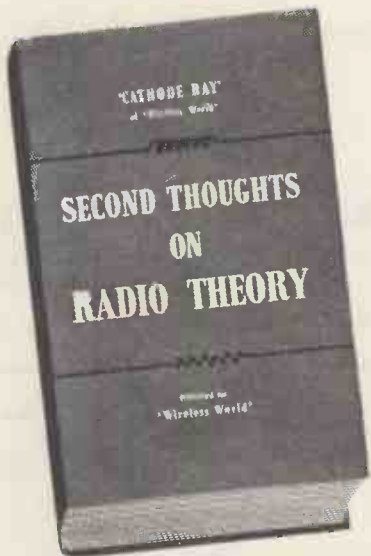
*H.P. Terms. Deposit
£10.0.0 and 12
Monthly payments*

of £2.15.0. Plus Packing and Carriage 2/1-.

★ Case finished in
Brown & Antique Fawn.
Size 15" × 12½" × 7½" with the very
latest type continental gilt fittings.

- ★ Two speeds 7½ and 3½" per sec. playing time of 1 hour and 2 hours.
- ★ Standard 7" reels 1,200ft.
- ★ Drop-in tape loading.
- ★ Positive brakes, no tape "spilling" after braking.
- ★ Fast rewind forward or reverse without removing tape.
- ★ One knob deck operation.
- ★ Amplifier may be used for gramophone or microphone purposes giving high-quality reproduction.
- ★ Superb reproduction of pre-recorded tapes.

- ★ Microphone compartment.
- ★ Complete with reel of Scotch Boy tape (1,200ft.), spare reel and
- ★ Acos type 33-1 microphone.
- ★ Latest type Lane Mark 6 Tape Deck.
- ★ Detachable lid and control cover.
- ★ Control panel finished in matching colours with the tape deck.
- ★ Elliptical speaker of the latest type 7" × 4".
- ★ Magic eye recording level indicator.



for the student . . . a helpful textbook

for the engineer

. . . a useful refresher course

for all enthusiasts

. . . an invaluable source of reference

"Cathode Ray" explains . . .

For over twenty years, "Cathode Ray" has been making radio theory—even its mathematics—intelligible and interesting in the pages of Wireless World. More than forty of his most useful articles are now republished in this invaluable book, throwing new light on basic electrical ideas, circuit elements and calculations. Such things are too often glossed over by the student—and this book shows there is more to them than may be suspected! Order your copy NOW!

Size 8½" × 5½" 409 pp.

25s. NET
BY POST 25s. 8d.

SECOND THOUGHTS ON RADIO THEORY

Published for "WIRELESS WORLD"

OBTAINABLE FROM BOOKSELLERS OR DIRECT FROM ILIFFE & SONS LTD., DORSET HOUSE, STAMFORD ST., LONDON, S.E.1



Does "Final Test" take up too much of your time?

The necessity for "end of the line tests" is recognised on every radiogram production line. But you can save time here, as many set makers have discovered.

When you specify the Monarch Automatic Record Changer, a final gram test is unnecessary. You can depend upon the B.S.R. inspectors for this, for at the B.S.R. factories their word is final.

Harassed production engineers may like to know more of the Monarch. Literature is available upon request.



NOTE THESE STAR POINTS

- ★ Exclusive "Magidisk" automatically selects 7in., 10in., and 12in. records, intermixed.
- ★ Plays up to 10 records at 33½, 45 or 78 r.p.m.
- ★ High compliance crystal cartridge fitted with dual sapphire styli.
- ★ "Rotacam" centralized control is simple, foolproof and trouble-free.
- ★ Independently tested Monarchs have completed equivalent of over 90 years' faultless performance.

MONARCH

world's finest autochanger



BIRMINGHAM SOUND REPRODUCERS LTD · OLD HILL · ENGLAND

Wireless World

RADIO, ELECTRONICS, TELEVISION

Managing Editor:

HUGH S. POCOCK, M.I.E.E.

Editor:

H. F. SMITH

NOVEMBER 1955

In This Issue

Editorial Comment	525
Interference from Band-III Convertors. <i>By F. Howard Steele</i>	526
Narrower Mobile Radio Channels	527
World of Wireless	528
The Ratio Detector. <i>By K. R. Sturley</i>	532
Letters to the Editor	537
Dual-band Television Aerials. <i>By F. R. W. Strafford</i> ..	539
New Vision A.G.C. System. <i>By J. E. Gent and D. J. S. Westwood</i>	542
Information Theory	545
Measurement of 'Wow' & 'Flutter.' <i>By O. E. Dzierzynski</i> ..	547
Short-wave Conditions	552
Polarization of Waves. <i>By "Cathode Ray"</i>	553
Electronic Digital Computers. <i>By W. Woods-Hill</i>	557
Component Tolerances. <i>By H. S. Jewitt</i>	563
Modified A.F. Millivoltmeter. <i>By R. Seløy</i>	565
Manufacturers' Products	568
Microwave Harbour Beacon. <i>By A. L. P. Milwright</i>	569
Record and Stylus Wear	570
November Meetings	571
Random Radiations. <i>By "Diallist"</i>	572
Unbiased. <i>By "Free Grid"</i>	574

VOLUME 61 NO. 11

PRICE: TWO SHILLINGS

FORTY-FIFTH YEAR
OF PUBLICATION

PUBLISHED MONTHLY (4th Tuesday of preceding month) by ILIFFE & SONS LTD., Dorset House Stamford Street, London, S.E.1. Telephone: Waterloo 3833 (6) lines. Telegrams: "Ethaworld, Sedist. London." Annual Subscription: Home and Overseas, £1 7s. 0d. U.S.A. \$4.50. Canada \$4.00. BRANCH OFFICES: Birmingham: King Edward House, New Street, 2. Coventry: 8-10, Corporation Street. Glasgow: 26B, Renfield Street, C.2. Manchester: 260 Deansgate, 3.



VALVES, TUBES & CIRCUITS

35. HIGH QUALITY SOUND REPRODUCTION WIDE RANGE OF CIRCUITS

The high quality reproduction obtainable with modern audio valves at low cost has already been demonstrated by the circuit for a 5-valve 10-watt amplifier introduced last year. The '5-10' is now a firm favourite because of the ease with which it can be constructed and because it can be driven directly by many of the more popular and inexpensive types of crystal pickup.

Many constructors will, however, be interested in building a preamplifier for the '5-10' in order to use a pickup giving 40mV output, perhaps a magnetic type or a crystal pickup loaded for output proportional to stylus velocity. Suitable single-valve units of straightforward construction have been designed by Mullard engineers. There are two versions of the basic design. The first is referred to as preamplifier 'A', and is the one required by those who have already made a '5-10' in which the treble, bass, and volume controls are included in the main amplifier. The second version is known as preamplifier 'B', and is more suitable for those who are only just going to build the amplifier. Here the tone and volume controls are included in the preamplifier itself, giving more convenient access to the controls—particularly important if the equipment is to be assembled into a cabinet. The tone and volume controls in preamplifier 'B' are similar to those which can be incorporated in the main amplifier (as in the original design) but with the appropriate changes to component values. Both 'A' and 'B' are suitable for microphone input, or tape input with 30dB bass pre-emphasis at 120c/s.

Point-to-point wiring diagrams and chassis drawings are given in the booklet 'High Quality Sound Reproduction' for preamplifiers 'A' and 'B' and for the two corresponding versions of the '5-10' itself. The booklet also gives details of minor improvements and modifications made to the original amplifier circuit. Chiefly they are intended to take advantage of the high quality of the output transformers which have become available commercially and to give increased stability at the high and low frequency ends of the response. The rated output of the amplifier remains at 10 watts, but the overload point (onset of clipping with

sine wave input) is now 14 watts: the hum and noise level is -75dB relative to 10 watts: and the basic sensitivity at the grid of the EF86 input stage is 40mV for 10 watts output with 26dB of feedback. The recommended rectifier is the Mullard EZ81, which has sufficient power reserve to supply the preamplifier and a radio feeder unit when either

normal or low loading is employed in the output stage. The EZ81 has the same pinning as the EZ80 originally specified, but the total limiting resistance at each anode of the EZ81 must be at least 310Ω in this circuit.

Other Mullard circuits designed for high quality sound reproduction have been published recently in *Wireless World*. A 20-watt amplifier, sufficient for a small to medium-sized hall, was described in the May and June issues. The use of distributed load operating conditions in the EL34 push-pull output stage gives a total harmonic distortion of less than 0.05% at the 20 watts nominal output. A 3-valve preamplifier suitable for this and similar amplifiers was described in the July *Wireless World*, and the August issue contained an article on an f.m. tuner unit which can provide the input for the 10-watt or 20-watt amplifier. Point-to-point wiring diagrams and chassis drawings for these circuits, in addition to reprints of the *Wireless World* articles, are included in 'High Quality Sound Reproduction'.

A 3-valve 3-watt amplifier has been designed for those who require reasonably high quality at low cost and with the simplest possible construction. The total harmonic distortion is 1.5% at 3 watts; the sensitivity is 100mV, and the amplifier is suitable for all types of crystal pickup. This amplifier can be driven by the f.m. tuner unit via a 5:1 attenuator. An EZ81 must be included to provide power for the f.m. tuner, and the mains transformer must then be rated at 90mA or 100mA. Preamplifier 'A', primarily designed for the 10-watt amplifier, is suitable here also; a 5:1 attenuator is required to preserve the original basic sensitivity. Without the attenuator the sensitivities are increased by a factor of 5. Details of the 3-valve 3-watt amplifier are available only in the form of a leaflet (free, from the address below).

NEW PUBLICATIONS

'High Quality Sound Reproduction' is available from radio retailers price 3s. 6d. It contains 48 pages, of which 44 are devoted to the designs described elsewhere on this page. There are 24 pages of information not previously published, including 14 pages of constructional drawings. The pages are 10 ins. by 8 ins.

The 'Mullard Maintenance Manual' is now on sale at radio retailers price 10s. 6d. It provides the information of most use to the service engineer for repairing and maintaining radio and television sets and audio amplifiers, and includes data on valves and tubes for maintenance purposes as well as on the latest types. Constructors and designers will also find this manual extremely useful as a quick reference guide to data. For the complete information required in designing new equipment the Mullard Technical Handbook (available on a subscription basis) should be consulted.

To help home constructors starting to experiment with transistor circuits a new leaflet is available free of charge entitled 'Junction Transistors for the Home Constructor'. It contains eight circuits using Mullard OC70 and OC71 junction transistors, which are now readily available. Background information is included for those who would like to go more deeply into the subject.



The free leaflets and further information can be obtained from

MULLARD LTD., Technical Service Dept., Century House, Shaftesbury Avenue, London, W.C.2.



Use
BRIMAR
 Teletubes
 Radio Valves
 and
 Special
 Components

•
 METAL RECTIFIERS

•
 BRIMISTOR
 CURRENT SURGE
 RESISTORS

•
 GERMANIUM DIODES

•
 TRANSISTORS


for best results
 specify **BRIMAR**

NEW- QUITE EXCEPTIONAL IN DEFINITION AND QUALITY OF REPRODUCTION

The **ACOS** HGP 59 Series

High Definition

Turnover Pick-up Cartridges



This new ACOS "High Definition" Series represents a most important advance in "turnover" pick-up cartridge design. There are two versions — the HGP 59-1 with a normal output which will give superb wide-range reproduction in the highest grade radiogram, and the HGP 59-3 which will load a single valve amplifier in a portable player. Both have all the features listed on the left.

Salient Features

Extremely smooth response with no peaks to colour or mar reproduction.

*

New type stylus mounting reduces all Pick-up distortion to an absolute minimum.

*

Extremely light stylus pressure.

*

Very compliant stylus—superb transient response, low record and sapphire wear.

*

Sapphire styli replaced very simply without any tools whatsoever.

*

Positive turnover mechanism with a neutral position.

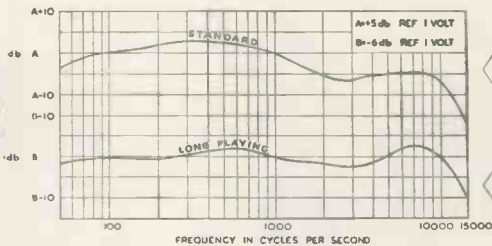
*

Precision sapphires made by the finest precious stone lapidaries. Individually inspected under 500x magnification.

*

Each unit very carefully checked for sensitivity and response and finally subjected to a critical listening test before being despatched from the factory.

HGP 59-1

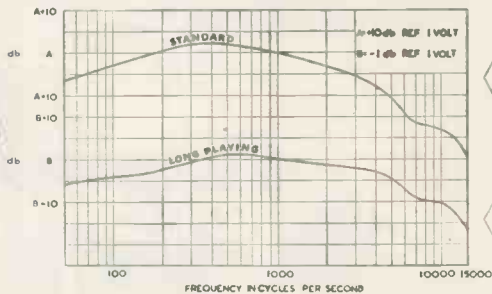


1.4 VOLTS

.4 VOLTS

Amazing Outputs!

HGP 59-3



3 VOLTS

1 VOLT




... always well ahead

ACOS devices are protected by patents, patent applications and registered designs in Great Britain and abroad.

GOSMOCORD LIMITED · ENFIELD · MIDDX · TEL: ENFIELD 4022

"BELLING-LEE" NOTES

G9AED LICHFIELD



By the time this reaches the reader we hope that the G9AED test card will have been recognised by many hundreds of new viewers, and we do want everybody to know that every report received will be appreciated, and will be acknowledged by Q.S.L. card. Early reports are the most valuable, but please do not telephone, and please send reports to Enfield and not to the transmitter.

The transmitting equipment has been installed in the large trailer illustrated above, the power unit is a separate self-controlled 5 kW generator.

Regular transmissions should commence at 10 a.m. on Monday October 10th, and will be as follows.—Monday to Friday 10 a.m.-1 p.m., 3 p.m.-6 p.m. and 7.30 p.m.-8.30 p.m., Saturday 10.0 a.m. to 1 p.m. There will be no transmissions on Sundays or Bank Holidays.

From the results of our experience on London, we can tell you that it is a reasonable assumption that a locked picture of G9AED, in which all characters can be read, will secure a first class result for I.T.A. when it commences, and without any further major adjustment either to the aerial or receiver. A barely discernible and completely unlocked picture from G9AED will result in a picture of moderate entertainment value from I.T.A., but there will in all probability be some noise present on the picture. Please remember that a basis of comparison will exist, and viewers will expect to receive the I.T.A. programme as well as they have been accustomed to receive the B.B.C., and without constant re-adjustment of set controls.

Where indoor aerials are being tried, great care must be taken in siting as the problem of standing waves is very real. Correctly designed aerials for loft use are quite satisfactory when used in situations of strong signal.

INSULATED COAXIAL PLUG L781/P2

This plug is in every way interchangeable with our well known all-metal plug L734/P/AL. It is not generally known that the drive behind the design of this plug came from certain engineers of the British Electricity Authority who were unhappy regarding the safety aspect in the event of the breakdown of the isolating capacitor in the receiver. Provided that the receiver has been connected to the mains with a three-pin plug correctly wired through all stages, there is no possibility of danger of shock. If a two-pin plug and socket has been used, there is of course a 50% chance of connecting it the wrong way round. Even with



a three-pin plug, this might be wrongly wired at any one of at least three points:

(1) The socket (unlikely if competently installed). (2) The plug if it has been replaced by an incompetent amateur, or (3) If there has been an error within the receiver.

The insulator is not a brittle moulding, it is nylon, and even if stood on will come to no harm. It is more robust than those manufactured in metal.

Advertisement of
BELLING & LEE LTD.
 Great Cambridge Rd., Enfield.
 Middx.

Written 24th Sept., 1955



HEAVY CURRENT LOW VOLTAGE FUSE LINK

for use on D.C. supplies in Aircraft,
 Battery Driven Vehicles, &c.



THE fuse is intended as a direct replacement for the American "Current Limiter" used on

28V d.c. aircraft power supplies, and for this purpose has received the approval of the Air Registration Board under their reference No. E.3217.

It is also suitable for the protection of battery operated vehicles, heavy current rectifier output circuits, low voltage furnaces and other similar d.c. applications.

SPECIFICATION: The fuselink is capable of breaking currents of up to 3,000 amperes at 30V d.c. (2,500 amperes at 30V d.c. for the 35A and 50A ratings) without any external disturbance. The arcing time does not exceed 0.003 seconds at 3,000 amperes.

RATINGS: 35A, 50A, 80A, 100A, 130A, 150A, 200A, 225A, and 275A. The range will be extended in four further steps to 500A maximum.

BELLING & LEE LTD
 GREAT CAMBRIDGE RD., ENFIELD, MIDDLESEX, ENGLAND



Marconi Surveying Service

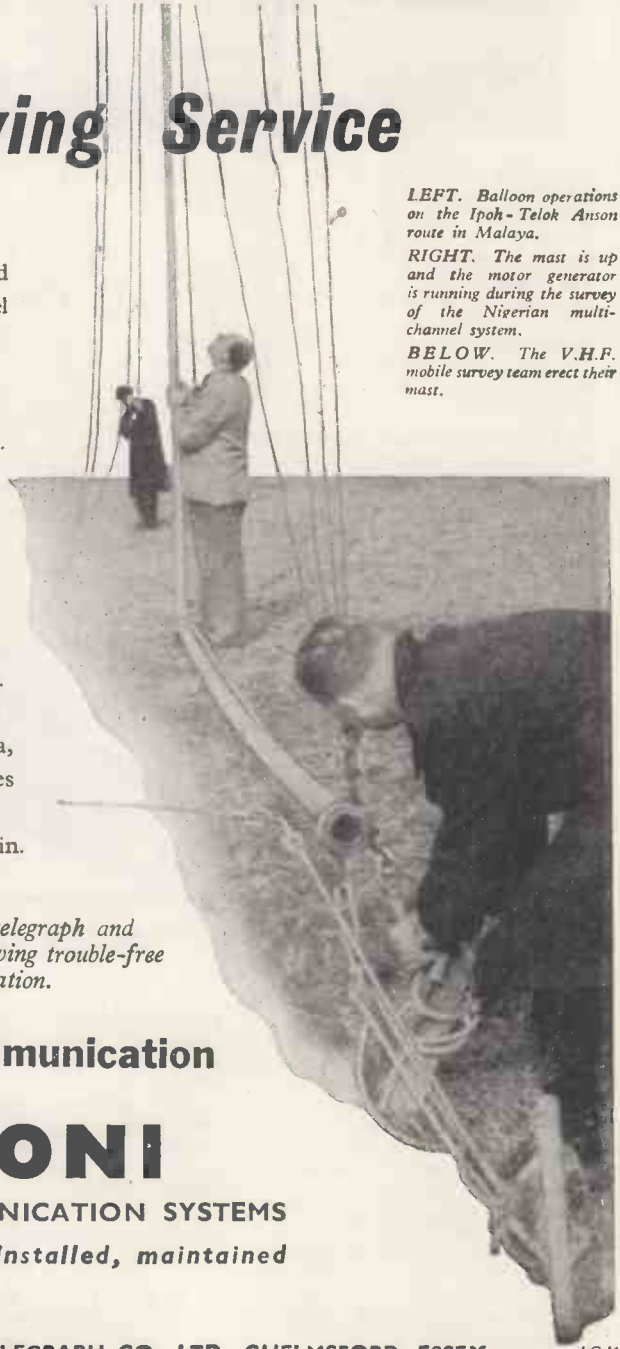
Before planning any communication system, and particularly a microwave or V.H.F. multichannel system, a survey of the propagation conditions over the proposed path or area is essential. Similar, but less exhaustive surveys, are also necessary before planning V.H.F. mobile systems. Such surveys are undertaken by Marconi's, one of the very few radio manufacturers who do so. The teams engaged in the work may be called upon to operate in desert, swamp and jungle, over which line and cable routes would be impractical, on windswept moorlands or in densely populated city and suburban areas. Surveys are being, or have already been carried out all over the world, including: Uganda, Kenya, Tanganyika, Nigeria, Gold Coast, Tangier, Azores, Norway, Turkey, Greece, Malaya, Ceylon, West Indies, Sweden, and also, of course, in Britain.

Over 80 countries now have Marconi-equipped telegraph and communications services. Many of these are still giving trouble-free service after more than twenty years in operation.

LEFT. Balloon operations on the Ipoh-Telok Anson route in Malaya.

RIGHT. The mast is up and the motor generator is running during the survey of the Nigerian multi-channel system.

BELOW. The V.H.F. mobile survey team erect their mast.



Lifeline of communication

MARCONI

COMPLETE COMMUNICATION SYSTEMS

Surveyed, planned, installed, maintained

MARCONI'S WIRELESS TELEGRAPH CO., LTD., CHELMSFORD, ESSEX

LC 10

EMITAPE


"88"

in ever-increasing demand

Emitape is used by the great recording companies — "His Master's Voice", Columbia and Parlophone — and by the world's leading broadcasting organisations, because of its fidelity, sensitivity and length of life. This easy-to-use tape is also being increasingly employed in laboratories, factories and domestically — in fact, wherever true-to-life recording is required. It is made in a variety of spool lengths wound on plastic or aluminium spools to meet the requirements of professional and domestic recorders with differing hubs.

Special Features

- HIGH SENSITIVITY • HIGH TENSILE STRENGTH
- P.V.C. BASE • ANTI-STATIC
- FREEDOM FROM CURL
- EDITING LEADER AND TRAILER STRIPS



175 ft . . . 3 in.
PLASTIC SPOOL
(88/3) . . . 7/6

600 ft . . . 5 in.
PLASTIC SPOOL
(88/5) . . . 21/-

1200 ft . . . 7 in.
PLASTIC SPOOL
(88/12) . . . 35/-

TAPE ACCESSORIES

- 7" EMPTY PLASTIC SPOOL IN CARTON AP.87 5/6
- 5" EMPTY PLASTIC SPOOL IN CARTON AP.85 4/6
- 3" EMPTY PLASTIC SPOOL IN CARTON AP.93 3/-

Non-Magnetic Scissors AP.39
Price 16/-



Magnetic Tape Jointing Block AP.46 Price 8/-



P.V.C. Tape Jointing Compound AP.77 Price 4/6



Gummed Jointing Tape AP.37 Price 6/6
White P.V.C. Editing Tape 150 ft. Roll AP.38 Price 4/6



EMITAPE '88'

Used by the leading Broadcasting Organisations and for recording the world's greatest artists on

'HIS MASTER'S VOICE,' COLUMBIA AND PARLOPHONE RECORDS



Full particulars of Emitape and editing accessories together with literature are obtainable at your local dealer or from:—

E. M. I. SALES & SERVICE LTD. RECORDING EQUIPMENT DIVISION, HAYES, MIDDLESEX. Telephone: SOUTHALL 2468

Expert Enquiries for products mentioned in this advertisement should be addressed to:
E. M. I. INTERNATIONAL LTD. (also at Hayes).

S·H·F Radio Links

BY

Standard

The modern trend is towards super-high-frequency radio links for broad-band communications, a field in which *Standard* has played a leading role since 1931. Including recent orders *Standard* SHF links will effectively contribute a potential capacity of no less than 5 000 000 telephone channel miles to world communications. The advantages of *Standard* SHF Radio links, particularly over terrain where cable laying presents difficulties, are that each installation can provide up to 7 both-way radio channels. Each channel may be equipped to carry television signals of 405-, 525- or 625-line definition standards or up to approximately 600 telephone channels.

Pioneers in Microwave Communications




Standard Telephones and Cables Limited

Registered Office: Connaught House, Aldwych, London, W.C.2

TRANSMISSION DIVISION, NORTH WOOLWICH, LONDON, E.16

VORTEXION TAPE RECORDER



The amplifier, speaker and case, with detachable lid, measures 8½in. x 22½in. x 15¾in. and weighs 30, lb.

PRICE, complete with WEARITE TAPE DECK £84 0 0

- ★ The play back amplifier may be used as a microphone or gramophone amplifier separately or whilst recording is being made.
- ★ The unit may be left running on record or play back, even with 1,750ft. reels, with the lid closed.

★ The total hum and noise at 7½ inches per second 50-12,000 c.p.s. unweighted is better than 50 dbs.

★ The meter fitted for reading signal level will also read bias voltage to enable a level response to be obtained under all circumstances. A control is provided for bias adjustment to compensate low mains or ageing valves.

★ A lower bias lifts the treble response and increases distortion. A high bias attenuates the treble and reduces distortion. The normal setting is inscribed for each instrument.

★ The distortion of the recording amplifier under recording conditions is too low to be accurately measured and is negligible.

★ A heavy mu-metal shielded microphone transformer is built in for 15-30 ohms balanced and screened line, and requires only 7 micro-volts approximately to fully load. This is equivalent to 20ft. from a ribbon microphone and the cable may be extended 440 yds. without appreciable loss.

★ The .5 megohm input is fully loaded by 18 millivolts and is suitable for crystal P.U.s, microphone or radio inputs.

★ A power plug is provided for a radio feeder unit, etc. Variable bass and treble controls are fitted for control of the play back signal.

★ The power output is 3.5 watts heavily damped by negative feedback and an oval internal speaker is built in for monitoring purposes.

POWER SUPPLY UNIT to work from 12 volt Battery with an output of 230 v., 120 watts, 50 cycles within 1%. Suppressed for use with Tape Recorder. **PRICE £18 0 0.**

We supply and recommend the Jason F.M. Feeder Unit. **PRICE £15 17 0**, including Purchase Tax.

FOUR CHANNEL ELECTRONIC MIXER

is almost essential for the professional or semi-professional where a number of different items have to be mixed on one tape recording.

It is recommended by a number of tape recorder manufacturers for this purpose.

Any normal input impedance can be supplied to order, balanced or unbalanced, the standard being 15-30 ohms balanced.

The normal output is 0.5 volt on 20,000 ohms or less, but 600 ohms is available as an alternative.

The steel stove enamelled case is polished and fitted with an engraved white panel suitable for making temporary pencil notes.

An internal screened power pack and selenium rectifier feed the five low noise non-microphonic valves.

Used in many hundreds of large public address installations and recording studios throughout the world.



PRICE £36 15 0.

Manufactured by

VORTEXION LIMITED, 257-263, The Broadway, Wimbledon, London, S.W.19

Telephones: LIBerty 2814 and 6242-3

Telegrams: "Vortexion, Wimble, London."

EMI RECORD DIVISION EXPANSION PLANS

PROGRESSIVE OPPORTUNITIES FOR A WIDE RANGE OF TECHNICIANS & ENGINEERS

The £3,000,000 expansion plans for the Record Division of the E.M.I. Group entails the creation of complete teams of technicians and engineers with varying degrees of experience and capacity. Exceptional opportunities exist for personnel who within a short time show the initiative and capabilities fitting them for responsibilities connected with pioneering new projects.

The vast resources of the E.M.I. Group provide the ideal environment for progressive technicians.

Recently built laboratories have been fitted with modern equipment and plant, and the Company's Recording Studios are the largest in the United Kingdom.

THE RECORD DIVISION of ELECTRIC & MUSICAL INDUSTRIES LTD (*"His Master's Voice"*, Columbia, Parlophone, Marconiophone)

This will provide excellent opportunities for suitably qualified men in the following capacities.

Immediate requirements :—

(a) RESEARCH & DEVELOPMENT

ENGINEERS AND PHYSICISTS, with a degree or equivalent qualification in chemical, mechanical, and electrical engineering, or physics, for advanced development and design of all types of equipment in the fields of sound recording and reproduction, the physical chemistry of materials used for magnetic and disc recording, and the manufacture of commercial records. Personnel with several years' experience are particularly required, but posts are available for recently graduated men with no National Service commitments.

JUNIOR ENGINEERS and Technicians for work in the same field.

(b) RECORDING STUDIOS

RECORDING OPERATORS, with experience of tape recording and studio control work. Also disc recording operators, with experience of modern lacquer cutting.

EDITORS with experience of tape recording and a good musical knowledge.

MAINTENANCE ENGINEERS with experience of modern microphones, amplifiers and studio practice.

(c) POST-GRADUATE TRAINING SCHEME

Graduates in physics or electrical, mechanical or chemical engineering with no National Service commitments can be accepted for one-year training

scheme covering all branches of the work of the Record Division, including Recording Studios, Record Processing and manufacture, Development Laboratories and Design Departments, manufacture of recording materials and Tape Records. Men completing this course will be offered technical posts in the Division suitable to their qualifications and aptitudes.

(d) TECHNICAL INFORMATION OFFICER

A man is required with a scientific training, and with good editorial ability to prepare technical reports. Must be able to write lucidly and to be familiar with current sources of technical literature in communication engineering, physics and chemistry. Previous experience in sound recording would be an advantage.

In all the above positions, a knowledge of one or more modern languages would be an advantage.



Successful applicants will be based either at St. John's Wood, London, or Hayes, Middlesex, and may be expected to travel abroad from time to time. All staff over 21 are eligible for membership of the Company's Pension Scheme. Sports facilities and social clubs covering all interests are available. Write for an appointment for interview, giving full particulars of experience and qualifications to :—

MR. H. A. M. CLARK,
TECHNICAL MANAGER, RECORD DIVISION, Dept. E,
ELECTRIC & MUSICAL INDUSTRIES LIMITED,
BLYTH ROAD, HAYES, MIDDLESEX.



Electric & Musical Industries Ltd. is a famous British organisation concerned with the application, development and manufacture of electronic equipment for industrial and domestic purposes.

Many of its products carry trade marks which are household names including "His Master's Voice", Columbia, Parlophone, and Marconiophone.



'SCOTCH BOY'

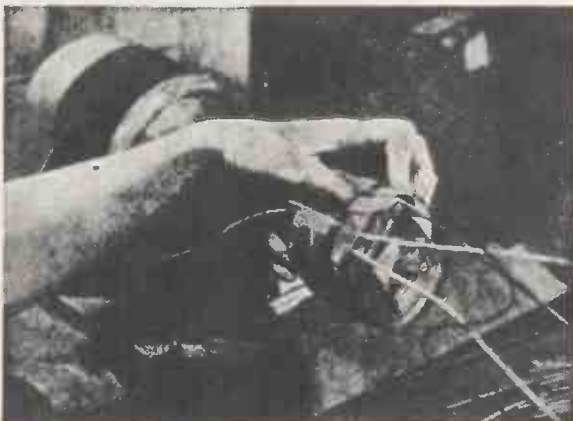
Electrical Tapes

NOW
with Thermosetting Adhesive

In the field of component assembly, 'Scotch Boy' electrical tapes have long been unrivalled for strength, ease of application, and excellent dielectric properties.

Now a new range of 'Scotch Boy' electrical tapes, with thermosetting adhesive, has been introduced. These remarkable new paper, glass cloth, and acetate cloth tapes have the same ability to stick at a touch, but the adhesive cures firm when components are subjected to the normal drying cycles.

The cured adhesive has greatly increased solvent resistance, and soft spots are eliminated. The new tapes are, therefore, ideal for use with solventless varnishes and casting resins.



HERE ARE TYPICAL APPLICATIONS:

- TOP LEFT *No. 38 Paper Tape binds and insulates motor field coils*
- TOP RIGHT *No. 38 Paper Tape is used to anchor, start, and finish wires*
- CENTRE RIGHT *No. 27 Glass Cloth Tape holds the leads and insulates the lead wire splice of a lighting transformer*
- BOTTOM RIGHT *No. 28 Acetate Cloth Tape anchors leads in secondary windings, and No. 38 Paper Tape holds fibre lead pads of a transformer*

FOR SPEED AND ECONOMY IN COIL ASSEMBLY

'SCOTCH BOY'

(Regd. Trade Mark)

Electrical Tapes

ANOTHER



PRODUCT



Why Ediswan Clix P.T.F.E. Valveholders are widely used in B.B.C. Television equipment

Large quantities of Ediswan Clix P.T.F.E. Valveholders are used in B.B.C. Television equipment. Only the combination of the finest insulation—P.T.F.E., the most efficient contact material—Beryllium copper—and Ediswan Clix design and manufacture can match the requirements of efficiency and reliability in this and all other

stringent valveholder applications. Ediswan Clix P.T.F.E. Valveholders are fully type approved for Services Grade 1, Class 1 conditions. Full details of these valveholders and other components in the Ediswan range are given in catalogue CR.1681. Manufacturers and Development Groups may have a copy on request.

EDISWAN

CLIX

RADIO, TELEVISION & ELECTRONIC COMPONENTS

THE EDISON SWAN ELECTRIC COMPANY LIMITED, *Member of the A.E.I. Group of Companies*
155 Charing Cross Road, London, W.C.2 and Branches. Telephone: Gerrard 8660. Telegrams: Ediswan, Westcent, London

CURTAIN UP on the "WARWICK"

The "Warwick" may be the first Grundig fm radiogram you've seen; it's a fine instrument.

Incorporating the famous "Kenilworth" chassis it covers all broadcast wave-bands, including V.H.F. There are two built-in aerials, push-button wave change, magic eye tuning and the Duplex Control station selection that's one of the most ingenious features of Grundig design.

The gram side, as you would expect, has three-speed, mixed record auto change.

Reproduction? It's magnificent. Four speakers. Four compensating speakers to give the sound depth and reality.

Just to round things off there's the cabinet; gilt inlaid—very handsome—and ample built-in record accommodation that lights up automatically as the compartment is opened.

GRUNDIG (GT. BRITAIN) LTD.,
KIDBROOKE PARK RD., LONDON, S.E.3 Tel: LEE Green 8541-5

... a new radiogram


by— **GRUNDIG** —



GD27

WESTON panel instruments

Both round and rectangular models of moving iron, moving coil, A.C. rectifier and H.F. thermocouple types are offered. In the range of rectangular instruments, which have been introduced to give the advantage of long, easily-read scales and to harmonize with rectangular panels, certain models are available with illuminated dials. Full particulars of types and ranges available are to be found in leaflets List Nos. W.1 and W.2, copies of which are available on request.



Rectangular panel instruments are available with scale lengths of 2.5", 3.2", and 4.2". These offer the advantage of an increase in scale length of approximately 50% over their equivalent round models, for which they can be used as direct replacements using the same panel fixing holes.



Round models are housed in cases of 2", 2½" and 3½" diameter and have scale lengths of 1.7", 2.1" and 2.8" respectively.

Larger instruments, both round and rectangular and for switchboard or panel mounting are also available. These have scale lengths of 6" and 6½" respectively.

SANGAMO WESTON LIMITED

Enfield, Middx · Tel: ENField 3434 (6 lines) & 1242 (6 lines) Grams: Sanwest, Enfield


Scottish Factory: Port Glasgow, Renfrewshire. Port Glasgow 41151
 Branches: London, CHAncery 4971 · Glasgow, Central 6208 · Manchester, Central 7904 · Newcastle-on-Tyne, Newcastle 26867
 Leeds, Leeds 30867 · Liverpool, Central 0230 · Wolverhampton, Wolverhampton 21912 · Nottingham, Nottingham 42403
 Bristol, Bristol 21781 · Southampton, Soton 23328 · Brighton, Brighton 28497

“Extratop”



£12-10s.

Add to the wide response already obtainable from the famous Phase Inverter Speaker by merely adding the new “Extratop” Dynamic Pressure Tweeter Unit complete with Crossover. Impedance 15 ohms. Suitable for use in conjunction with any 15 ohm speaker but even better with the Phase Inverter Speaker. Tweeter £12 10s; Phase Inverter Speaker £16 10s.



£16-10s.

SOUND SALES LIMITED

“Manufacturers of all A-Z Products (‘A-Z’ Regd. Trade Mark)”

Works and Acoustic Laboratories:—

WEST STREET, FARNHAM, SURREY, ENGLAND

Tel. Farnham 6461 (3 lines)

“Grams : Sounsense Farnham”

high efficiency



long life

miniaturisation

Ediswan now offer a complete range of Germanium Point Contact and Junction Rectifiers. The former find many applications in the high frequency field and the latter are ideally suited for power packs and similar applications where high efficiency and minimum space requirements are of prime importance.

A descriptive brochure is available on request and our Engineers are at your service.



EDISWAN

RADIO DIVISION

THE EDISON SWAN ELECTRIC CO. LTD

155 Charing Cross Rd., London, W.C.2 and Branches

Member of the A.E.I. Group of Companies

Telephone: Gerrard 8660

Telegrams: Ediswan, Westcent, London

TRADITION

IN A YOUNG INDUSTRY

The oldest high fidelity amplifiers in the world are of LEAK manufacture. In 1945 as the result of war-time research in our laboratory we were able to offer, to an astonished world of audio engineers, amplifiers with a distortion content as low as 0.1%. A survey of engineering literature will confirm that we were the first manufacturers in the world to design and market amplifiers with such a small distortion content, and the magnitude of this advance can be gauged when it is remembered that the then accepted standard for laboratory amplifiers was 2% distortion. Our figure of 0.1% was received with incredulity, but it was subsequently confirmed by the National Physical Laboratory and this criterion is still an accepted world-wide standard.

With this clear lead on low-distortion amplifiers we were able to build up an export market much greater than the domestic one, and the increased volume of manufacture resulted in lower prices, which, in turn, brought real high fidelity amplifiers within the reach of the music-lover at home.

We have devoted 21 years entirely to the development and manufacture of audio products and we are proud of our position as the leaders in this field. We are also proud of the fact that the "Point One" amplifier supplied to our first customers are still giving them results which, even now, cannot be surpassed. Our research and development departments are ever active, our pre-amplifiers have been re-designed for use with the latest input devices, and we have made great progress in the war on prices. From long experience, by the employment of new techniques and by extreme attention to design details during development work on the pre-production models, we enable our labour force to achieve a high output per man-hour. The labour costs thus saved offset the increased costs incurred for high-grade materials, components and finishes, and this together with quantity production (made possible only by a world-wide market) explains how quality products may be sold at reasonable prices.

To our old customers we give our thanks for their support and recommendation—the basis on which our Company has grown. Those who are seeking to obtain the highest quality of gramophone and radio reproduction would be wise to hear and inspect LEAK products which, with their tradition of excellence, represent the best that can be obtained.



LEAK TL/10 AMPLIFIER & 'POINT ONE' PRE-AMPLIFIER

27 gns. complete

"POINT ONE" PRE-AMPLIFIER

The handsome gold escutcheon plate contributes to the elegant appearance, and blends with all woods.

★ Pickup

The pre-amplifier will operate from any pickup generally available in the world. A continuously variable input attenuator at the rear of the pre-amplifier permits the instantaneous use of crystal, moving-iron and moving-coil pickups.

★ Radio

The radio input sockets at the rear permit the connection of the LEAK V.S. tuner unit. An input attenuator is fitted. H.T. and filament supplies are available from the pre-amplifier.

★ Distortion

Of the order of 0.1%.

★ Hum

Negligible, due to the use of recently developed valves and special techniques.

★ Input selector

Radio, tape, records; any and all records can be accurately equalised.

★ Treble

Continuously variable, +9 db to — 15 db at 10,000 c/s.

★ Bass

Continuously variable + 12 db to — 13 db at 40 c/s.

★ Volume Control and Switch

The switch controls the power supply to the TL/10 power amplifier.

★ Tape Recording Jacks

An exclusive feature. Readily accessible jacks are provided on the front panel for instantaneous use with Tape Recorders which have built-in (low level) amplifiers.

TL/10 POWER AMPLIFIER

Circuitry

A triple loop feedback circuit based on the famous TL/12. The output transformer is the same size as in the TL/12.

Maximum power output: 10 watts.

Frequency Response: ±1 db 20 c/s to 20,000 c/s.

Harmonic Distortion: 0.1% 1,000 c/s, 7.5 watts output.

Feedback Magnitude: 26 db, main loop.

Damping Factor: 25.

Hum: —80 db referred to 10 watts.

Loudspeaker Impedances: 16 ohms, 8 ohms, and 4 ohms.

★ Write for leaflet W ★

ELECTROSTATIC LOUSPEAKERS

Reprints of "The Gramophone" article (May, 1955), by H. J. Leak, summarising his work and findings on Electrostatic and Dynamic Loudspeakers, are available on request, free of charge.

H. J. LEAK & CO. LTD., BRUNEL ROAD, WESTWAY FACTORY ESTATE, ACTON, W.3

Phone: SHEpherds Bush 1173/4/5

Telegrams: Sinusoidal, Ealux, London

Cables: Sinusoidal, London

THE *New* MARCONI
Vacuum Tube
Voltmeter

TYPE TF 1041

**FREQUENCY
RANGE**

**20 c/s to 700 Mc/s
AND D.C.**



An accurate and most stable instrument for the direct measurement of unbalanced a.c. voltages up to 300 volts, balanced or unbalanced d.c. voltages up to 1000 volts, and resistances from 0.2 ohm to 500 M Ω .

Multiplier units are available as optional accessories and extend the measurement ranges to 3 kV for a.c. and 30 kV for d.c.

MARCONI INSTRUMENTS

AM & FM SIGNAL GENERATORS • OSCILLATORS • VALVE VOLTMETERS • POWER METERS
Q METERS • BRIDGES • WAVE ANALYSERS • FREQUENCY STANDARDS • WAVEMETERS
TELEVISION AND RADAR TEST EQUIPMENT

MARCONI INSTRUMENTS LTD • ST. ALBANS • HERTS • Telephone: ST. ALBANS 6160/9
30 Albion St., Kingston-upon-Hull. Telephone: Hull Central 16144 • 19 The Parade, Leamington Spa. Telephone: 1408

Managing Agents in Export:

MARCONI'S WIRELESS TELEGRAPH CO. LTD • MARCONI HOUSE • STRAND • LONDON, W.C.2

RADIO · TELEVISION · HI-FI · ELECTRONICS · RECORDERS

EVERYTHING FOR THE HI-FI ENTHUSIAST!

LASKY'S RADIO



DENCO F.M. FEEDER UNIT

All components and valves in stock. Uses 6AM6, 12AH8, EB91, and two 6BA6. COMPLETE PARCEL £6/7/6 Post extra, DATA BOOK, 1/6 post free. All components available separately.

DENCO F.M. COMPONENTS

Coils, each 3/11 I.F.s., each 7/- Ratio Discriminator, 12/6 Chassis and Screens, 7/6 Dial and Drive, 9/-

Valves, complete set of five, 42/6. Post 1/-.

THE JASON F.M. TUNER

Special Parcel containing Data Book, chassis, front end, dial, drive, tuning condenser, full set of coils, I.F.s, ratio detector, etc. 68/9. Post 2/6.

Book only, including our fully itemised price list, 2/- post free.

The above Tuner uses 4 6AM6 and 2 crystals, and can be built for £6/15/- plus 2/6 post.

We can also supply the above Unit built by the Jason Co., aligned and tested for £15/17/- including P. Tax.

CERAMIC CONDENSERS for F.M.

All values, 1/- each, 10/6 per doz. Post extra.

"WIRELESS WORLD" F. M. Feeder (Amos & Johnson) Reprint 2/- post free.

"TWEETERS"



Electrostatic H.F. Speakers for use with amplifiers or sets.

Supplied with full data and circuit diagrams.

LSH75. (As illus.) 7-18 kc/s, 20 db, inherent cap. 800 p.f. Polarising voltage 300v D.C., maximum A.C. voltage 60v. For outputs up to 6 watts. Size 3x3x1/2in. 12/6

LSH100. As above, inherent cap. 1100 p.f. For outputs up to 20 watts. Size 5x4x1/2in. 21/- Post free.

MICROPHONE BARGAINS



ACOS MIC22/2, with stand as illustrated. List 4 gns. LASKY'S PRICE 42/-.

Moving Coil Hand Type with switch. List 5 gns. LASKY'S PRICE 45/- Post 2/6.

TABLE MIKE STANDS, Chrome, heavy base, 2 sections. 12/6. Post 2/6.

GORLER LATEST DESIGN CONTINENTAL F.M. COMPONENTS



UT.340 (as illustrated). A self-contained V.H.F. front end Unit incorporating a grounded grid amplifier, mixer oscillator (ECC85) and first I.F. amplifier. Completely wired and tested, 59/9. (Valve extra).

Ratio Discriminator Coils, URF, 10/- each.

10.7 mc/s. I.F. Trans. UF376, 7/- each.

Also in stock: P.B. Coil Packs and combined I.F. Trans., etc., for constructing AM/FM Tuner.

HI-FI SPEAKERS

Full range, all sizes, 3-15 ohms. W/B type HF1012, now increased to £4/17/6. Available, while stocks last, at former price, 77/6. Post 3/5.

HI-FI AMPLIFIERS

Comprehensive range. Examples: LEAK, Point One. £28/7/0 R.D. Junior. £26 R.D. Minor. £12/17/6 UNITELEX. 8½ and 9½ gns.

BAND III CONVERSION FOR ALL!

THE CYLDOON TURRET "TELETUR" OFFERED FOR THE FIRST TIME

Previously supplied to Set manufacturers only. This 12-channel Tuner consists of a turret having 12 clip-in aerial and mixer coil strips. When the turret is rotated the appropriate strip locates on a contact panel providing the necessary connections to the valves and circuit.



This type of tuner construction enables you to clip in pre-aligned coils for the reception of any station not already provided for in Bands I, II and III, at the same time affording for maximum gain, high stability and minimum noise, which are essential in a modern tuner.

Valves used: PCC84 R.F. double triode, cascade R.F. amplifier. PCF80. Triode pentode f.c. and mixer. Will work with most sets. Full instructions and circuit diagram supplied free.

996

Post 2/6.

Knob, 3/6 extra.

TELETRON BAND III CONVERTER COIL SET

For use with TRF and superhet Band I TV receivers. Uses two Z719. Circuit, wiring diagram, alignments, full details with each set. 15/- Post 1/6.

TELETRON BAND III CONVERTER KIT

The complete Kit to build this Converter, including drilled chassis, condensers, resistances, coils, 2-ES80 valves etc. 48/6. Post 1/6. Full instructions and circuit diagram supplied. Drilled chassis only, 3/9.

VALRADIO BAND III TUNERS

Full range in stock. Price £6. Post extra.

THE "UNIVERter"

Band III Converter for home-constructed and factory-made Band I receivers. Uses two 6AM6, one 12AT7, one 6X4. Contains its own power supplies. Complete unit in cabinet, £9/9/- Post free.

The BOOK, containing circuit diagram, wiring instructions and components list, 3/6 post free.

All components and valves in stock, prices on request.

FAMOUS MAKE 12 CHANNEL TUNER



Covers Bands I and III. Complete with valves EF80 and ECC81, Ceramic valveholders, finest quality components, precision made. Switch and fine tuning. I.F. output 20-25 and 40-50 Mc/s. Freq. coverage 50-87 Mc/s and 175-215 Mc/s. Supplied with full details and circuit diagram.


LASKY'S PRICE 89/6 Post 3/6. Knob 2/9 extra.

DULCI AM/FM Chassis, F.M. Feeder and Band III Converter also available.

SENTERCEL METAL RECTIFIERS			
RM1	RM2	RM3	RM4
3/8	4/3	5/6	16/-
Post extra.			

SENTERCEL E.H.T. RECTIFIERS			
K3/40	K3/45	K3/50	K3/100
6/-	8/2	8/8	14/8
Post extra.			


SPECIAL OFFER!



6 VALVE RADIOGRAM CHASSIS COMPLETE WITH VALVES

Famous Manufacturer's Surplus. 6 valve 3-wave Superhet, 13-50 m. short, 200-550 m. medium, 1,000-2,000 m. long. Brand new Mullard valves: ECH42, EF41, L63, EB41, 6V6 g.t., EZ40, and finest quality components. Gram. switch, 465 Kc/s I.F., tone control, three-colour dial. Overall size: 13x5in., height 12½in. Aperture required for dial and controls 11x3½in. Complete with valves, output trans., knobs, etc. LASKY'S PRICE £10/19/6. Carriage and packing 7/6 extra.

B.S.R. MONARCH 3-SPEED AUTO-CHANGERS



LATEST 1955 MODEL, NEW AND UNUSED

Takes 10 records of all sizes (mixed) in one loading. HGP.37 crystal turnover pick-up. Handsome cream finish. Supplied complete in maker's carton. LASKY'S PRICE £7/19/6. Post 3/6.

* CABINET to take above Radiogram Chassis and Auto-Changer, attractive design, oak veneer. £8/15/- Carriage 17/6.

AERIALS of all types stocked, TV, Band III, F.M.

300 ohms FEEDER, per yard, 9d. 80 ohms Co-axial, dozen yards, 7/6. Co-axial Cable, air cored, yard 9d. Any length supplied.

L.V. RECTIFIERS

12v., all types in stock. 1 amp., 3-wave, HGP. 2 amp., 3-wave, 4/11. 4 amp., full wave, 15/- 6 amp., full wave, 21/- Post extra.

● HIRE PURCHASE TERMS on certain items. Write stating requirements ●

MORE MONEY-SAVING LASKY BARGAINS ON NEXT PAGE

LASKY'S RADIO

SAVE POUNDS! ORDER BY POST IF YOU CANNOT CALL

FAMOUS AMPLIFIERS BUILT ON T.C.C. PRINTED CIRCUITS

The latest advance in Amplifier design. We can now supply from stock two famous Amplifiers, the Osram 912 and Mullard 5/10, built on the new printed circuit technique. All specified components, T.C.C. condensers, Lab. resistors, etc., are used and you have your choice of transformers and chokes by Partridge, Haddon, W/B or Ellison. Demonstrations given any time.

3-WATT MIDGET A.C./D.C. AMPLIFIER. PUSH-PULL. VERY HIGH GAINS. 4 valves; 2 U141 in push pull, 1 UCH42 and 1 UAF42. Input voltage 100/100 AC/DC Very easily converted to 230 volts. Supplied with circuit diagram and all details. Size 9x4x4in. Uses two metal rectifiers, one each RM2 and RM3. Ideal for ships, record players, tape recorders, home record players, baby alarms, etc., etc. Supplied complete fully assembled and wired, with four valves.
LASKY'S PRICE 65/-. Carriage free.



The **MULLARD 5/10 AMPLIFIER**, built on T.C.C. printed circuit, supplied fully assembled complete with valves, ready for use. Price, depending on make of transformers used, 15 gns.

Printed Circuit separately 22/6.

New Mullard Amplifier Book, 3/6.

All Components for either above Amplifiers supplied separately, for printed circuit or conventional construction. Price Lists on request.

The **OSRAM 912 AMPLIFIER**, built on T.C.C. printed circuit, supplied fully assembled complete with valves, ready for use. Price, depending on make of transformers used, 19 gns.

Printed Circuit separately, 50/-
Book of the Osram 912, price 4/-.

LASKY'S 4-WATT A.C. AMPLIFIER KIT Uses 1 each 6SL7, 6V6, 5Z4. All components, chassis, valves, output trans., mains trans., £4/5/-. Carriage and packing 2/6. **INSTRUCTION BOOK** and shopping list, 1/- post free.

P.M. SPEAKERS
6 1/2 in. . . 17/6. 8 in. . . 19/6. 10 in. . . 19/-
Plessey H.D. 10 in. . . 25/- 6 x 4 Elliptical 18/6. Plessey 12 in. . . 37/6, Post extra.


LATEST COLLARO RC.54
3-speed High Fidelity Mixer Changer. Studio crystal turnover p.u., in leatherette covered carrying case. £13/5/-.

RECORD PLAYING UNITS
3-speed, auto and hand change. All types in stock—Garrard, Collaro, B.S.R., etc.

HEAVY FLYWHEELS
For Tape Decks, 1/2 in. hole. 2/6, post 1/-.

COLLARO TAKE DECK MOTORS
Anti-clockwise, shaded pole.
LASKY'S PRICE 25/-, post extra.

EX-GOVT. ACCUMULATORS.
2 volt, 10 a.h. Size 1 1/2 in. square x 5 1/2 in. high. Made by Canadian Exide.
LASKY'S PRICE 4/6. Post 1/-.



COMPLETE 5-VALVE RADIO CHASSIS
Brand new and unused. A.C./D.C. 200/250 volts. I.F. 465 kc/s, A.V.C., 4 watts output, 3-station pre-set, frame aerial, fully aligned, chassis 10x5 1/2 in., max. height 5 1/2 in. Completely wired and ready for use, with the addition of a speaker and output transformer. Two controls, volume and station switch. Valves used: 10C1, 10F9, or UF41, 10LD11, 10P14, U404 or UY41.
LASKY'S PRICE 69/6 less valves. Post 3/6 extra. With valves £5/19/6.

SPECIAL OFFER OF TAPE DECK CASES

As illustrated. Will take Truvox Tape Deck with space for amplifier, feeder unit and speaker. Overall dimensions with lid closed, 19in. x 14in. x 13in.

LASKY'S PRICE 59/6
Carriage 5/-.

TRUVOX TAPE DECKS

Latest model Mk. III NU, twin track, two-speed, three motors, press button control.

£23/2/-

SPECIAL COMBINED OFFER

The Tape Deck Case as illustrated above, together with the above Truvox Tape Deck, Carriage paid.

£24/10/-



LANE TAPE DECK
Mk. VI. 2-speed, 7 1/2 and 3 1/2 in. per sec. Three high-grade motors. £18/10/-
LATEST GRUNDIG Tape Recorder. In stock, 45 gns.

TELETRON FERRITE ROD AERIALS
Medium wave, 5in. long, 8/9
Long wave, 8 in. long, 12/6

IGRANIC JACK PLUGS
Standard type, each 2/6

RECORDING TAPE

Kraft base, length 1,200 ft. Cyldon metal spools, 12/11. Post 1/-.
All makes of Tape stocked—Scotch Boy, EMI, Grundig, Puretone, Ferrograph, Basf, Agfa, Gevaert, etc., and the new Scotch Boy Thin Tape 190M and Grundig Long-playing Tape. All types of Spools stocked.

CYLDON TAPE SPOOLS
5in. each, 1/6

LATEST BRENNEL TAPE EQUIPMENT

The **DECK**. Three-speed, 3 1/2, 7 1/2 and 15in. per sec., three motors, record and play-back. All latest refinements. **18 Gns.**

The **AMPLIFIER**. 4 watts, for use with 3 ohms speakers. Magic eye, high fidelity. **16 1/2 Gns.**

The **CARRYING CASE**, £5/18/-.

Write for full details.

TRANSCRIPTION MOTORS in stock. Collaro 2000 and 2010, Garrard 307, Connoisseur, etc.



DRILLED CHASSIS AND DIAL ASSEMBLY

Size 1 1/2 x 7 x 2 1/2 in., drilled for five latest type miniature valves, mains trans., I.F., etc. Dial 13 x 14 in., for horizontal or vertical mounting. Spindle wheel tuning. All pulleys and spindle supplied. **LASKY'S PRICE 19/6**
Post 3/-.

ALUMINIUM CHASSIS

18 S.W.G., undrilled, 4 sides, reinforced corners. Depth 2 1/2 in.
6 x 4 4/- 12 x 8 7/- 16 x 10 8/3
8 x 6 5/- 14 x 9 7/6 12 x 3 4/9
10 x 7 6/- 16 x 9 8/- 12 x 6 6/6
Post 1/- per chassis extra

DULCI RADIO CHASSIS

Full range 3 and 6 wave, £6/19/6 to 21 gns.

GANG CONDENSERS

.0005, less trimmers.
2-gang, standard, 5/6, min., 6/6.
3-gang, standard, 7/6, min., 10/6.
4-gang, standard, 10/6.
With Trimmers:
2-gang, standard, 7/11, min., 7/6.
Post extra.

SPECIAL OFFER OF PICK-UPS

Standard play. Offered at **ALMOST HALF PRICE**. Goldring Bantam magnetic, or Acos Crystal, type GP10. **25/-** post free.

SPECIAL PURCHASE



ACOS TURNOVER CRYSTAL CARTRIDGES, complete with styl GP29. List 42/11.

LASKY'S PRICE 18/6
Post 1/-.

PICK-UPS, HEADS, ARMS

L.P. or standard, by Collaro, Garrard, Goldring, Acos, B/J, Decca, etc., all types. Full stocks of all styli.

SPECIAL PLASTIC COVERED WIRE, stranded copper, B07. All colours in 100ft. lengths. Per coil 2/6. Post 9d.



YOU CAN BUILD THIS PROFESSIONAL TYPE TAPE RECORDER FOR LESS THAN £39, using the Truvox Tape Deck. Write for full details and list.

● **HIRE PURCHASE TERMS** on certain items. Write for particulars ●

MORE MONEY-SAVING LASKY BARGAINS ON NEXT PAGE

EVERYTHING FOR HOME CONSTRUCTOR & SERVICEMAN

SPECIAL OFFERS OF CABINETS

TABLE RADIOGRAM CABINETS

Solidly made of 3/4in. laminated wood. Walnut-veneer finish. Panel (3in. x 16in.) for dial and controls, baffle for 8in. speaker, gold finish metal grille, fully hinged lid. Overall size: 18in. deep, 18in. wide, 13in. high. Slightly soiled, 7/6.

LASKY'S PRICE 79/6
Carriage 7/6.

BUREAU RADIOGRAM CABINETS

Handsome design, solidly constructed, beautiful Walnut veneer finish, generous record storage space. Further details and illustration on request. **LASKY'S PRICE 14s**. Carriage 17/6. Available on H.P. Terms.

OCTAGONAL SPEAKER CABINETS

Special design for use with the G.E.C. metal cone Speaker. Exactly per specification £12/10/-. Carriage 6/6.

PORTABLE CASES.

Solidly made of laminated wood, inside dimensions 17 1/4 x 14 x 5 1/2 in. deep. Originally made for portable radiogram, with space (14 x 5 x 5 1/2 in.) for radio or amplifier and speaker. Motor board size 14 x 12 1/2 in. Takes any standard size gram unit. Rexine type finish in various colours. Fitted handle and locks, 2 keys supplied.

LASKY'S PRICE 25/-
Post 3/6.

AERIAL MASTS. 2 teles. section, extending to 15ft. Complete with guys, etc., 25/-. Carriage 3/6.

AERIAL RODS. steel, heavily copper-plated. Any number fit together. 12in. long, 2/6 doz., post free.

MAINS TRANSFORMERS

All 200-250 v. 50 c.p.s. primary finest quality, fully guaranteed.
MBA/3. 350-0-350 v. 80 mA. 6.3 v. 4 a., 5 v. 2 a. Both filaments tapped at 4 volts. 18/-.
MBA/6. 325-0-325 v. 100 mA. 6.3 v. 3 a., 5 v. 2 a. With mains tapping board. 22/6.
MBA/7. 250-0-250 v. 80 mA. 6.3 v. 3 a., 5 v. 2 a. Both filaments tapped at 4 volts. 18/-.
MBA/10. 500-0-500 v. 150 mA. 6.3 v. 4 a., 5 v. 3 a. 32/6.
AT/3. Auto trans. 0-10-120. 200-230-240 v. 100 watts. 17/6.

OUTPUT TRANSFORMERS

Min. type (3S4, etc.) 3/6
Midget, 3/3. Multi ratio 3/11
Standard pentode, 4/6.
All other types by Partridge, Ellison, etc., in stock.

FILAMENT TRANSFORMERS

6.3 v., 1.5 amp. 5/11
6.3 v., 3 amp. 9/6
200-250 v., special 0-30 v. tapped, 17/6

BRIMISTORS

CZ1 CZ2 CZ3 WX6
2/6 1/6 6d. 1/6

ARMOUR PLATE GLASS

12in., actually 13 x 10 1/2 x 3/4 in., 3/6.
14in., actually 13 1/2 x 10 1/2 x 3/4 in., 5/6.
17in., actually 17 1/2 x 15 x 3/4 in., 7/6.
Post extra.

HIRE PURCHASE

Terms available on certain items. Write stating your requirements.

OVER 50,000 VALVES

One of the largest stocks in England. All makes and types, B.V.A. and ex-Govt. Also C.R. Tubes.

LASKY'S RADIO

LASKY'S RADIO CONSTRUCTOR PARCELS



With your choice of Cabinets as illustrated



PARCEL No. 1

Contains everything to build a 4-valve, 3-wave superhet for 200/250 A.C. mains. Uses 6K8, 6K7, 6Q7, 6V6 valves. Attractive wood cabinet, walnut veneer, or plastic cabinet as illustrated. Size 12x6 1/2 x 5 1/2 in. deep. **CAN BE BUILT FOR £5/10/- FOR £7/19/6.**

PARCEL No. 2

Contains everything to build a T.R.F. 3-valve set for 200/250 A.C. mains. medium and long wave. Uses 6K7G, 6J7, 6V6, and metal rectifiers. Nea: plastic cabinet, walnut or ivory finish, or wood cabinet. Size 12x6 1/2 x 5 1/2 in. deep. **CAN BE BUILT FOR £5/10/-.**

Carr. and packing 2/6. **INSTRUCTION BOOK** for either above sets, 1/- post free. **CABINETS ONLY**, plastic or wood, 17/6. Carriage 2/6. All components available separately

VALUE IN MAGNIFICENT TV CABINETS

THE DE LUXE. Complete with mask, glass, castors, shelf, bearers, C.R.T. neck end protector, back, speaker fret and baffle board. Finished in beautiful figured medium light or dark walnut veneer, with high polish. Suitable for most home constructor TV Receivers, including the "Viewmaster", "Practical Television", "Tele-King", "Magnaview", "Wireless World", etc. Supplied with cut-out for 14in., 16in. and 17in. C.R. tubes at no extra cost. An allowance of 4/6 will be made if the mask is not required.



Inside dim.: Depth 16 1/2 in., width 17 1/2 in., Height 28in. Overall height 32in. Width 18 1/2 in. Adaptor frames for fitting 9in. or 10in. C.R. tubes available if required. **LASKY'S PRICE £8/10/-.** Carriage 12/6. H.P. Terms arranged.



THE ROTHESAY. Outstanding contemporary design. Absolutely rigid construction throughout with the finest laminated woods, veneered in walnut, polished light, medium or dark shade. Fitted with gold anodised speaker grille. C.R.T. aperture frame is detachable, supplied to suit any size tube to order. **NOTE THESE GENEROUS SIZES:**

Outside dim.: 34 1/2 in. high, 21 1/2 in. wide, 21 1/2 in. deep. Inside dim.: 18 1/2 in. wide, 19 1/2 in. deep. Size of top: 22 1/2 x 21 1/2 in. Thickness 3/4 in. **LASKY'S PRICE £9/19/6.** Carriage 15/- extra. **WITH FULL-LENGTH DOORS** veneered both sides, polished to match the cabinet and mounted with full-length piano hinges. Price £14/9/6. H.P. Terms arranged.

TRANSISTORS and GERMANIUM DIODES

All types in stock.

SPEAKER FRET

Large selection. Plastic, tytan, cloth, expanded metal.

Five frequency ranges: 18.5-7.5 Mc/s.; 7.5-3.0 Mc/s.; 1,500-600 kc/s.; 500-200 kc/s.; 200-75 kc/s. Supplied in maker's original wood transit case.

LASKY'S PRICE
BRAND NEW Grade 1 .. £11 19 6
Secondhand, Grade 1 .. £9 19 6
Secondhand, Grade 2 .. £7 19 6
Carriage 17/6 extra, including 10/- returnable on packing case.

ASSEMBLED POWER PACK-OUTPUT STAGE FOR R1155 RECEIVER
For use on 200-250 v. A.C. mains. Complete with two valves. In metal case, size: 12 x 7 x 5 1/2 in. 79/6. Carriage 5/-. Power Pack for above. Fitted with 6 1/2 in. p.m. speaker. £5/5/-. Carriage 5/-.

MAKERS' SURPLUS TV COMPONENT BARGAINS

- WIDE ANGLE 38 mm. Line E.H.T. trans., ferrox-cube core, 9-16 kV .. 25/-
- Scanning Coils, low imp. line and frame .. 25/-
- Ferrox-cube cored Scanning Coils and Line Output Trans., 10-15 kV, EY51 winding. Line Trans. incorporates width and linearity control. Complete with circuit diagram, the pair .. 50/-
- Frame Output Transformer .. 10/6
- Scanning Coils low imp. line and frame .. 17/6
- Frame or line blocking osc. transformer .. 4/6
- Focus Magnets Ferrox-dure P.M. Focus Magnets, Iron Cored Duomag Focallisers .. 29/6
- 300 m/a. Smoothing chokes .. 15/-
- Electromagnetic focus coil, with combined scan coils .. 25/-
- STANDARD 35 mm. Line Output Transformers. No. E.H.T. .. 12/6
- Line Output Transformers 6-9 kV. E.H.T. and 6.3v. winding. Ferrox-cube .. 19/6
- Scanning coils. Low imp. line and frame .. 12/6
- Ditto by Igranic .. 14/6
- Frame or line blocking oscillator transformer .. 4/6
- Frame output transformer .. 7/6
- Focus Magnets: Without Vernier .. 12/6
- With Vernier .. 17/6
- Focus Coils. Electro-magnetic .. 12/6
- 200 m/a. Smoothing chokes .. 10/6

MIN. CRYSTAL DIODES glass type, wire ends, each 1/6. GEX.45 and equivalent types, various makes. 3/6.

C.R.T. MASKS

12in. rubber, complete with armour plate glass. Dustproof. Black, 7/6. White, 10/-.
Plastic Masks. 14in., 6/6. 17in., 7/6. De Luxe, 17in., 15/-.
E.E. 16in. polystyrene. List 42/-.
LASKY'S PRICE 29/6. Post extra.

12in. MOULDED IMPLOSION GUARDS, 7/6. Post extra.

CONDENSERS AND RESISTORS
Full range of types in stock.

R1155 RECEIVERS

Now available on Easy Terms



TWO ADDRESSES FOR PERSONAL CALLERS

Open all day Saturday. Early closing: Thursday.

42 TOTTENHAM COURT ROAD, W.1.
Between T.C.R. and Goudge St. Stns. MUSEum 2605.

370 HARROW ROAD, PADDINGTON, W.9.
(Opposite Paddington Hospital) CUNningham 1979/7214.

ALL MAIL ORDERS TO HARROW ROAD PLEASE

LASKY'S RADIO

LASKY'S (HARROW RD.) LTD.

New worlds of entertainment for YOU!

Now available from stock

... any one of these popular
Tape Recorders

Editor Super

Complete with Microphone and Tape

A truly superb British-made recorder, rich in range and tonal qualities, for home and business recording. This de luxe version of the "Editor" incorporates mixing and monitoring facilities and single knob control super tape deck. IDEAL FOR USE WITH PRE-RECORDED TAPES. For 200/250v. A.C. mains. In padded simulated crocodile case. Two speeds 3½ i.p.s. and 7½ i.p.s.

Price **55 gns.**

Editor

Complete with Microphone and Tape

The smallest mains-operated fully automatic two-speed portable tape recorder with 7" spools on the market. Two hours' full playing time. Fitted in handsome two-tone case with attractive gilt fittings.

Price **45 gns.**

Tape Recorders by Tape Recorders (Electronics) Ltd., Grundig, Vortexion, Ferroglyph, etc., can be purchased on easy deposit terms of 15% with repayment of balance plus small service charge over 12 or 18 months.

Playtime Plus

THE ONLY COMPLETE
TAPE RECORDER AT 35 GNS.
by Tape Recorders (Electronics) Ltd.

Complete with Microphone and Tape.

Complete and ready to use with a self-contained wide range amplifier and high flux elliptical loudspeaker. Simple to operate—joystick control for all operations. Fitted in an elegant 2-tone suitcase only 12½" x 10" x 5½" and weighs less than 17 lbs. For A.C. mains. A completely BRITISH MADE Tape Recorder. One hour's Playing Time.

EASY H.P. FACILITIES

£5. 10. 0. deposit and 12 monthly payments of 57/4 or any period up to 18 months.

FOR HIGH-FIDELITY PLAYBACK

The "PLAYTIME" at 26 gns. still reigns supreme. Self-contained for recording playback through any radio or amplifier; the frequency response being limited only by that of the playback medium.



Complete with High Fidelity Microphone and One-Hour spool of tape.

See it at the RADIO CENTRE

Something better at the Right Price!



Hi-Fi Models

These superb British made Dual Track recorders, rich in range and tonal qualities, incorporated an additional High Fidelity 10 in. Loudspeaker in the lid, which can be detached and used in any position desired for public meetings, concerts, dances, etc. They are powerful enough to meet any volume requirements, yet maintain crystal clear quality reproduction at all volume levels. IDEAL FOR PRE-RECORDED TAPES.



- ★ Two speeds—3½ in. and 7½ in. per sec.
- ★ Two hours recording or three hours with the new Long Play Tape.
- ★ Instantaneous braking.
- ★ Instantly ready to record or playback.
- ★ Built-in speaker is additional to 10 in. high flux speaker in detachable lid, giving greater versatility.
- ★ Easily removable chassis built on unique steel frame, ensuring ease of inspection.

EDITOR HI-FI *(illustrated above).*


Fitted in elegant leathercloth suitcase with gilt fittings. Complete with High Fidelity desk microphone and 1200 ft. spool of Emitape.

49 gns.

EDITOR SUPER HI-FI

Fitted in padded simulated crocodile case with continental gilt fittings and locks, with elegantly styled super tape deck. Completely automatic simple interlocked control; MIXING and MONITORING facilities. Complete with microphone and spool of Emitape.

60 gns.



The unique lightweight custom built chassis of the Editor Hi-Fi and Editor Super Hi-Fi embraces the latest techniques of recorder construction.

At this time of the year, we have a look round our warehouses and any items we wish to clear are offered at very low prices. Here is a selection — there are very few of each — so order now to secure a bargain!

AMPLIFIERS	Lowther A15F	£31. 19. 6.	PICKUPS, Ronette lightweight. High Fidelity with 2 heads	39/6
	Rogers Baby de Luxe with pre-amp	£19. 19. 0.	POTENTIOMETERS, 1 ohm., 1 watt	2/6
AUTOCHANGERS	Plessey	£6. 19. 6.	RECORD PLAYBACK or ERASE HEADS, TAMSA	35/-
BOSTICK CEMENT		12 for 5/-	SWITCHES, Rotary 2P., 2 way, 4 bank, A.B. metal	8/-
BALLAST RESISTORS	C9266, K55H, K55B, K52H, all	5/- each	SOLDER GUN BITS, Burgoyne	12 for 5/-
CABINETS	Record Player (GU4) Polished	£2. 2. 0.	TRANSMITTING VALVES, Type 860	7/6
DIALS	Ivorine MW, LW, 5W,	2/3	TAPE RECORDER AMPLIFIER CONTROL PANELS	3/-
FILTERS	Coloured T.V. 12" or 15"	5/-	TAPE OSCILLATOR COILS	4/3
HEADPHONES	Type K, S.G. Brown	£4. 4. 0.	tone CONTROLS, Goodsell F/TC	£7. 19. 6.
I.F. TRANSFORMERS	465 Kc/s per pr.	5/-	TRANSMITTING CONDENSER, 100 pfd. variable	3/11
KNIVES	Multi-purpose	3/6	TORCHES, 2 cell focussing, adjustable, Type C	4/6
LOUDSPEAKERS	8" M.E. less transformer	12/6	TRANSFORMERS, HEAD LIFT, Type T6	9/11
	with transformer	15/-	VIEWMASTER MANUALS	2/6
PANELS	tag, 14 point	1/3	WIRE, Twin Screened	Min. 5 yds. 3/-

E. & G. MAIL ORDER SUPPLY CO.

The Radio Centre

33, Tottenham Court Road • London • W.1 • Tel. MUS 6667



how large are large stocks ?

As long as a piece of string? As high as up?
There is an answer. Stocks should be large
and varied enough to satisfy any customer's
order. Even we find this difficult to achieve,
but we come so near to it that very few people
are disappointed. That's why Hi-Fi
enthusiasts all over the world rely on
Classic to supply their equipment.

Just to illustrate how comprehensive our stocks
are, here is a small random selection of the
scarce equipment which we had on the premises
at the time of going to press.

TRANSCRIPTION MOTORS

21	Garrard 301	£25 3 6
9	Connoisseur 3-speed	£27 2 6
24	Collaro 2010	£18 11 11
4	Lenco 4-speed	£20 15 5

AUTO-CHANGERS

9	Garrard RC110	£13 19 7
7	Garrard RC111	£14 8 0
9	Collaro RC54	£13 9 6

AMPLIFIERS

3	Goodsell PFA	£20 0 0
3	Goodsell Williamson "C" Core ..	£40 0 0
6	Pye PF91 and 91A	£42 0 0
3	Leak TL12	£28 7 0
3	Leak Varislope Mark II	£16 16 0
10	Leak TL10	£17 17 0
7	Leak Point one pre-amp.	£10 10 0
7	Goodsell MAS/UL	£14 17 6
5	Pam 1001 pre-amp.	£42 0 0
7	Goodsell ULF TC	£12 12 0
8	Quad amp. and control unit	£42 0 0
3	Lowther amplifier	£60 0 0
3	Tannoy amplifier	£63 0 0

LOUDSPEAKER UNITS

4	Tannoy 15in.	£35 12 0
4	Tannoy 12in.	£29 5 0
9	Wharfedale Super 12 C/SAL	£17 10 0
12	Wharfedale Golden CSB	£8 6 7
5	Wharfedale W10 CSB	£12 16 8
24	Wharfedale Super 8 C/SAL	£6 13 3
12	Wharfedale Super 5 C/SAL	£6 13 3
7	Wharfedale Super 3 C/SAL	£6 13 3


Which all goes to show that you're more likely to get
what you want off the shelf if you come to Classic.

CLASSIC

ELECTRICAL COMPANY LIMITED
THE HI-FI SPECIALISTS

352-364 Lower Addiscombe Road, Croydon,
Surrey.

Telephone: ADDiscombe 6061



Completes
a standard
work
for
Television
Engineers

Television Receiver Servicing: Volume 2

Receiver and Power Supply Circuits

By E. A. W. Spreadbury, M.B.R.I.R.E. Volume 2 of
this unique work follows on logically where Volume 1 left
off. It covers the video circuits, vision tuning and detector
circuits and includes methods of multi-channel tuning, the
sound channel and power-supply circuits. There is also a
chapter on television aerials and another on the technique
of circuit alignment.

With Volume 1 this book provides the experienced service
engineer a complete picture of the problems likely to be
encountered in television service work.

8½" × 5½", 308 pp., 21s. net. By post 21s. 8d.

Universal praise for Volume 1.

"... worth double its cost. This
book is highly recommended."—*The
Practical Radio Engineer.*

"... a very valuable book, excel-
lently written, illustrated and
produced."—*Journal of the British
Institution of Radio Engineers.*

"The Book succeeds where others
have failed."—*Marconi Review.*

Now on sale—Get your copy TO-DAY

from booksellers or from "Wireless & Electrical Trader"

Dorset House, Stamford Street, London, S.E.1



5 Harrow Road, Paddington, W.2
 PADDINGTON 1008/9 and 0401
 OPEN MONDAY to SAT. 9-6. THURS. 1 o'clock
 SEND STAMPS FOR NEW 1955 28 - PAGE CATALOGUE

GOVERNMENT SURPLUS AND IMPORTED VALVES

1D8GT 10/-	68TGT 7/8	12A6 7/6	EF54 3/6	AC6PEN 6/6
1A7GT 12/6	6L7 7/6	12K7GT 8/6	EB34 3/6	VP41 7/6
1H5GT 10/-	6AM6 8/6	19K8GT 8/6	EA50 2/-	TE233 10/-
1N5GT 10/-	42 8/6	12Q7GT 8/6	D1 2/-	M14 7/6
1L4 7/6	43 8/6	12SA7GT 8/6	EP38 6/6	SP81 4/-
1Q5GT 10/-	75 8/6	12SQ7GT 8/6	EP39 6/6	SP41 4/-
1A5GT 10/-	80 8/6	12S37GT 8/6	EK33 6/6	VP23 6/6
1B5 7/6	6L8G 10/-	12SK7GT 8/6	EL32 7/6	PEN25 6/6
1S4 7/6	6Q7GT 8/6	12SR7 7/6	EP50 (Red) 8/6	QP25 6/6
1T4 7/6	63Q7GT 8/6	6D6 6/6	6A 6/6	QP21 8/6
1R5 7/6	63G7GT 8/6	6C6 6/6	HL3 3/6	TP22 8/6
384 7/6	63J7GT 8/6	6A7G 8/6	LP2 4/-	ATP4 4/-
3V4 7/6	68K7GT 8/6	6A8G 8/6	KT3 5/-	XP23 12/6
1LN5 8/6	68N7GT 9/-	T240 35/-	VP3 8/6	6A6 10/-
1LD5 8/6	68L7GT 9/-	OZ4 7/-	SP2 8/6	48 10/-
5V4G 8/6	6SC7 10/-	2Z56G 8/6	TD2A 8/6	AQJPM 10/-
5Z4G 8/6	6V8G 7/6	35Z4GT 8/6	VP2B 8/6	PC130 10/-
6Z3G 8/6	6V6GT 7/6	35Z3GT 8/6	806A 15/-	PC130/3 10/-
MU14 8/6	6F8G 7/6	35L6GT 8/6	354V 5/-	45SP7 6/-
6R8 8/6	6AC7 8/6	50L6GT 8/6	4D1 4/-	PENDD4920 4/-
6RS9 8/6	6AG7 12/6	KT33G 10/-	912 4/-	VT301 12/6
6K7G 6/6	6CS0T 8/6	KT66 12/6	812 4/-	U19 10/-
617G 6/6	6JS0T 8/6	6R33 8/6	PEN46 7/6	

EV51 12/-	UL41 11/-	EP90 10/6	PL81 12/6	12AT8 8/-
EF41 11/-	UY41 11/-	EABCS0 10/-	PL82 10/-	12AT7 9/-
EL41 11/-	UF41 11/-	ECC35 10/-	PY81 10/-	12AU6 9/-
EZ40 10/-	DK40 10/-	EZ80 9/-	PY82 10/-	12BA6 9/-
EM34 10/-	50B5 10/-	EM80 10/-	PCCR4 12/6	12BE6 10/-
5W34 6/-	50C5 10/-	ECL80 12/6	PCFR6 12/6	6X4 8/6

"R.F. 26" F.M. CONVERTOR UNIT—33/100 Mc/s.

We can now offer this self contained Unit comprising 6 Valves—2 6BA6, EB91, VR137, EF34, EF34, Two I.F. stages and separate local oscillator also Muirhead graduated vernier drive assuring easy tuning.

COMPONENTS OFFERED TO COMPLETE F.M. UNIT

- New RF26 Unit with 3 valves VR17, EF34, EF34. £1/12/6
- Complete set of all components for conversion including 2 6BA6 and EB91, tuning condenser, I.F.'s Osc. and coils, Resistors and fixed condensers, plus wire and tag strips. £4/12/6
- Instruction Book with technical circuit and complete lay-out diagrams 1/6.
- Valve stage offered 250 v. 50 mA. 6.3 3 amps
- Special offer of all above items and RF23, including circuit. £6/5/-, postage 3/-.

ALL ITEMS SOLD SEPARATELY

- Chassis for alignment when completed
- Assembled, aligned and ready for use

7 6
£8 10 0

Call for demonstration



U.S.A. INDICATOR UNIT TYPE BC29A

These Units are in absolutely new condition. In black crackle cabinet 14 1/2 x 9 x 9 in. Complete with 3 B1C9 Tube, shield and Holder, 2 6SN7GT, 2 6H6GT, 1 6X50T, 1 2X2, 1 6G6, VJ controls, condensers, etc. Ideal for 'acope.

65/-, Carr. paid.

62A INDICATOR UNIT

Containing VCR97 with Mu-Metal Screen 21 valves:—12-EP50, 4-SP11, 3-FA50, 2-EB34, Plus Pots., Switches, H.V. Cond., Resistors, Muirhead 8/M Dial, Double Deck Chassis and Crystal.

BRAND NEW ORIGINAL CARTONS. 67/6. Carr. 7/6.

R.F. UNITS

- R.F.P.24 20/30 Mc/s. 12/6
- R.F.P.25 40/50 Mc/s. 15/-
- R.F.P.26 50/65 Mc/s. 30/-
- R.F.P.27 60/80 Mc/s. 35/-

Brand new, carr. free.

VIBRATOR PACKS, ETC.

- Input 12 v., output 300 v. 44 in A. 25/-
- Input 6 v., output 180 v. at 40 mA. 21/-
- Vibrator Transformers 6 v. 180 v. 40 mA. 7/6
- Vibrator Transformers 6 v. 250 v. 80 mA. 8/6
- Vibrator Transformers 12 v. 250 v. 80 mA. 8/6
- Vibrators 6, 12 or 24 v. 4 pin. 5/-
- Vibrators 6 v. 7 pin synchronous. 12/6
- Vibrators 12 v. 6 and 7 pin synchronous. 12/6
- Vibrators 2 v. 7 pin synchronous. 7/6

AN/APA-1 CATHODE RAY INDICATOR AMPLIFIER UNIT. Complete, comprising 3BP1 C.R.T., 7-63VT gts. 1-6B6, 1-0C8, 1-2X2, 1-9X3 valve. Brand new £4/10/6 plus carriage 7/6.

PYE 45 Mc/s STRIP TYPE 3583 UNITS

Size 15 x 8 x 2 1/2 in. Complete with 45 Mc/s. Pye Strip, 12 valves 10 EP50, EB34 and EA50, volume controls, and hosts of Resistors and Condensers. Sound and vision can be incorporated on this chassis with minimum space. New condition. Modification data supplied. Price 69/6. Carriage paid.

BRAND NEW AMERICAN EQUIPMENT

U.S.A. DYNAMOTORS
 Input 12 v., output 350 v. 180 m/a. 45/-

AMERICAN OIL-FILLED CONDENSERS
 2 mfd. 600 v. wkg. 3/6
 4 mfd. 600 v. wkg. 6/-
 8 + 8 + 4 mfd., 600 v. wkg. 12/6

ALSO
 8 + 8 475 v. wkg., tub can. 4/-
 10 mid., 475 v. wkg., tub can. 2/-

Co-Axial Conversion Plug.
 Converts U.S.A. to British Pye plug. 2/-

HALLICRAFTER Mike Transformer. 5/-
HALLICRAFTER Output Transformer. 5/-
HALLICRAFTER Modulator Trans. 5/-
HALLICRAFTER 3 gang Condenser 70 PF. 7/6
HALLICRAFTER 455 kc/s. IFT, per pair. 10/-
HALLICRAFTER Relays 6/12 volt. 4/6

JENSEN 6in. P.M. Speaker. 21/-
RELAY UNIT TYPE BC44E. 17/6

CRYSTALS

Type FT 243 Fundamental Frequencies. 2 pin, 1/2 in. spacing. Marked in Kc/s.

6725	8225	7375	7806
5740	8275	7425	7925
6750	8406	7475.3	8035
8306	8425	7475	8040
5840	8500	7625	8250
5906.6	6625	7650	8375
5925	6073	7675	8425
5973.3	6750	7706.6	8550
6040	6775	7725.3	8575
6140	6873	7750	8650
6175	7000	7775	
8206	7175	7825	

The above are ideal for re-cutting.

BRAND NEW AND GUARANTEED 10/- each.

BC966A I.F.F.

Containing 13 valves 3-7B3, 7-6SH7, 3-6H6 metal. 18 v. dynamotor and fan output 450 v. 60 mA. with three speed geared motor plus 4 relays, condensers and resistors, in good condition.

35/-, Carr. 6/-.

Type FT 241A. 547th harmonic. 2 pin, 1/2 in. spacing.

21.1 Mc/s.	23.2 Mc/s.
21.2 Mc/s.	23.4 Mc/s.
21.4 Mc/s.	23.4 Mc/s.
21.5 Mc/s.	23.0 Mc/s.
22.0 Mc/s.	26.1 Mc/s.
22.8 Mc/s.	26.4 Mc/s.
22.9 Mc/s.	27.0 Mc/s.

BRAND NEW AND GUARANTEED 7/6 each.

FT241A, 200 Kc/s. 10/-
 FT241A, 465 Kc/s. 10/-
HOLDERS FOR CRYSTALS. 1/3

Also available
 Sets of 60 FT243 Crystals, channel 0-70. Frequency 5706.667 to 8340 Kc/s in steps of 33.333 Kc/s.
 Sets of 120 FT243 Crystals, channel 270/389. From 5475 Kc/s. to 8630 Kc/s in steps of 25 Kc/s.

INDICATOR UNIT TYPE 182A

Unit contains VCR517 Cathode Ray 6in. tube, complete with Mu-metal screen, 3 EP50, 4 SP11, and 1 3U4G valves, 9 wire-wound volume controls and quantity of resistors and condensers. Suitable either for basis of television (full picture guaranteed) or Oscilloscope. Offered BRAND NEW (less relay) in original packing cases at 67/6. Plus 7/6 carr. "Radio-Constructor" scope circuit included.

MEGGERs

EVERHED WEE-MEGGER 0-20 meg. 250 volt. £8 0 0
 RECORD "MINOR" 0-20 meg. 500 volt. £8 0 0
 BOWTHORPE CONTINUITY METER 0-60Ω and 100-200,000Ω. £3 5 0

All in new condition, and guaranteed.

RT/40/APNIX

U.S.A. Altimeter containing 13 valves. 3-128J7, 4-128H7, 1-2H6, VR150 30, 2-0B5, 2-8004, plus 4 relays, magnetic control condensers and precision resistors. Also 12 volt dynamotor output 285 v. 75 m/a.

BRAND NEW ORIGINAL CARTONS. 65/-.

B.S.R. RECORD CHANGERS

3-speed Auto-changer. Plays mixed records, cream finish. Crystal Turnover Pick-up. Listed £18/10/- OUR PRICE £7/18/6.

CATHODE RAY TUBES

- VCR139A. 2 1/2 in. C/R Tube. Brand new in original cartons (carr. free) £1 15 0
- VCR97. Guaranteed full T/V picture (carr. 2/-) £2 0 0
- VCR517C. Guaranteed full T/V picture MU-METAL SCREENS for VCR97 or 517. P.P. 1/0 10 0
- 6in. ENLARGER for VCR97 or 517. P.P. 1/0 17 6
- VCR97. Right cut-off. Carr. 2/- 15 0
- 3BP1 Brand new 21 10 0

CRYSTAL MICROPHONE INSERTS

8/6 POST FREE **8/6 POST FREE**

Ideal for tape recording and amplifiers. No matching transformer required.

THE "TELETRON" BAND III CONVERTER

This converter which is built around two valves type EF80 (Z719) is for use with T.R.F. or Superhet Band I Television receivers. Complete set of Teletron coils only, with practical and theoretical wiring diagram 15/- post free. Chassis measuring 7in. x 3in. x 1 1/2 in. ready drilled to specification. 3/9 plus 9d. packing and post. Alternatively construction details only with separate individually priced parts list. 6d. post paid. The complete kit as specified, including all the above valves, etc., down to the last nut and bolt, can be supplied at 48/6 only, plus 2/- packing and post.

MUIRHEAD Slow motion drive 48-1 diameter 32 10/-.
MUIRHEAD Precision slow motion dial and drive with cursor type D182A. 12/6.

ALL GOODS POST FREE UNLESS OTHERWISE STATED.

RECEIVER CHASSIS


Modernise your old Radiogram

RECORD PLAYERS

COMPLETE RADIOGRAM EQUIPMENT—QUALITY AT LOW COST

STERN'S AMAZING BARGAIN OFFER!

WE HAVE BOUGHT THE ENTIRE STOCK OF THE FAMOUS MODEL B3PP RADIO or RADIOGRAM CHASSIS



6A-VALVE 3-WAVEBAND SUPERHET with PUSH-PULL OUTPUT
Thousands of these successful and very popular Receiver Chassis have been sold for **£15/15/-** each

WE CAN NOW OFFER THEM for **£11/19/6** (plus 7/6 carriage and insurance)

H.P. Terms. Deposit £4 and 10 monthly payments of 17/10.

GENERAL DETAILS

- For use on A.C. Mains 100/110 Volts and 200/250 Volts.
- Employs the latest Valves 6BE6, 6BA6, 6AT6, two 6BW6s in push-pull and 6X4 (or similar) Rectifier.
- It has a Mains socket on the chassis for connect-on to Gram unit.
- Incorporates extension speaker and Pick-up sockets.
- Overall size of Chassis is 11in. x 7 1/2in., 8 1/2in. high.
- Dial size 8 1/2in. x 4 1/2in. (A Bronze coloured Dial Escutcheon is available for 4/6).
- Waveband coverage is Shortwave 16 to 50 metres. Medium 187 to 550 and Longwave 900 to 2,000 metres.
- Has four controls: (1) Volume Control with on-off switch, (2) Tone Control (operative on Gram and Radio), (3) Wavechange Switch with Gram position, (4) Tuning Control (Flywheel type drive).
- Negative Feedback is employed over the entire audio stages.
- Excellent reproduction up to approximately 4 watts output.

These Receiver Chassis have undoubtedly proved to be about the most popular and successful yet offered. They are designed to the most modern specification with great attention having been given to the quality of reproduction which gives really excellent clarity of speech and music on both Radio and Gram.

THEY ARE THE IDEAL REPLACEMENT CHASSIS FOR THAT "OLD RADIOGRAM" ETC.

ALL CHASSIS ARE BRAND NEW and GUARANTEED for 12 MONTHS (B.V.A. VALVES 90 DAYS.)

A BULK PURCHASE ENABLES US TO OFFER THIS "PUSH-PULL" 7-VALVE SUPERHET RECEIVER

For only **£12/19/6** (Carr. & ins. 7/6 extra)

H.P.—£4/6/6 Dep. 10 mths. at 19/2

These receivers Models AW3-7 are made by a well-known set of manufacturers and incorporate the latest Gram Valve Line-up of X70-W77-DH77-H77-U78 and two N78s in Push-Pull for approx. 7 watts output. They cover 3 wavebands 18-50 metres, 190-550 and 800-2,000 metres, and are for operation on A.C. mains 200-250 volts. A Gram. position is on the Wavechange Switch.

They make an excellent replacement Radiogram Chassis having a P.U. connection on the Chassis. Extension speaker connection is also provided. Overall size of chassis; 12in. long x 7 1/2in. x 6 1/2in. high, dial aperture 8 1/2 x 4 1/2in. (Dial Escutcheon available for 4/6).



THE MODEL F3PP. RADIO-RADIOGRAM CHASSIS

Model F3PP. A 7-valve 3-waveband Superhet Chassis with a Push-Pull Stage. This Chassis has been designed with particular regard to the quality of reproduction. It incorporates SEPARATE BASS and TREBLE CONTROLS, thereby ensuring the utmost flexibility of Tone on both Radio and Gram.

Briefly:

- Waveband coverage 16-50, 190-550 and 800-2,000 metres.
- Valve line-up X79, 6BA6, 6AT6, ECC83, GZ30 and two AQ6s in push-pull for approx. 6 watts output.
- Negative feedback and delayed A.V.C.
- Has independent mains supply socket for gram. connection.
- Overall size of Chassis 12 x 8in. high x 7in. wide dial size 11 1/2in. long x 4 1/2in.

For use on A.C. Mains 100-110 volts and 200-250 volts. Cash Price, tested and ready for use **£17/17/0**

H.P. Terms: Deposit £5/19/- and 12 monthly payments of £17/10 (plus 7/6 carr. and ins.)

COMPLETE HIGH QUALITY RADIOGRAM EQUIPMENT

SUMMARY—Select a RECEIVER CHASSIS and we will supply it TOGETHER WITH A 3-SPEED CHANGER AND AN 8in. or 10in. P.M. SPEAKER as follows:

	Cash Price	Deposit	12 Monthly
(a) With Model B3PP Chassis	£21 9 0	£7 2 4	£1 8 3
(b) With Model AW3-7 Chassis	£22 9 6	£7 9 6	£1 7 6
(c) With Model F3PP Chassis	£27 14 0	£9 4 0	£1 13 11
(d) With Model FC48 Chassis	£33 15 0	£11 5 0	£2 1 3
(e) With Model E.4 Chassis	£36 7 0	£12 3 8	£2 4 4

THE COLLARO MODEL R.C.54. P.M. SPEAKER and—

(a) With Model B3PP Chassis	£23 9 0	£7 15 8	£1 8 9
(b) With Model AW3-7 Chassis	£24 9 0	£8 3 0	£1 9 11
(c) With Model F3PP Chassis	£29 6 6	£9 15 6	£1 15 10
(d) With Model FC48 Chassis	£35 7 6	£11 19 0	£2 3 0
(e) With Model E.4 Chassis	£37 19 6	£12 12 10	£2 6 4

Carriage and Insurance on above is 10/- extra. Refer to Page 115 for a Home Constructor's CONSOLE CABINET.

A TEMPORARY

EXCEPTIONAL OFFER for CASH ONLY. This Latest B.S.R. MONARCH 3-SPEED

AUTOCHANGER is offered for **£7/19/6** (Plus 6/- carr & ins.)

(NORMAL PRICE £13.10.0)

- These units will autochange on all three speeds, 7in., 10in. and 12in.
- They play MIXED 7in., 10in. and 12in. records.
- They have separate sapphire for L.P. and 78 r.p.m., which are moved into position by a simple switch.
- Minimum baseboard size required 14 x 12 1/2in., with height above 5 1/2in. and height below baseboard 2 1/2in. A bulk purchase enables us to offer these BRAND NEW UNITS at this exceptional price



WE CAN ALSO SUPPLY

- (a) THE GARRARD 3-SPEED CHANGER MODEL R.C.80M.
- (b) THE GARRARD 3-SPEED NON-AUTO MODEL "T."
- (c) THE COLLARO 3-SPEED CHANGER MODEL R.C.54.
- (d) THE COLLARO 3-SPEED NON-AUTO MODEL 3/554.
- (e) THE B.S.R. 3-SPEED NON-AUTO MODEL HF100.

All of these are the very latest models. Send S.A.E. for details.

THE NEW

ARMSTRONG F.C. 48


A high quality replacement Radio or Radiogram Chassis having provision for an F.M. Feeder Unit.

PRICE ASSEMBLED AND READY FOR USE **£23/18/0**

(Plus 7/6 Carr. and Ins.)

H.P. Terms: £8 Deposit and 12 months at £19/2.

- 8 Valves including 2 double Triodes.
- 8 Watts output from push-pull tetrodes. Heavy negative feedback is used, resulting in negligible distortion and high damping factor.
- Provision for using FM adaptor to receive the present high quality transmissions from Wrotham and the new B.B.C. V.H.F. stations.
- An accessible socket at rear provides the power supply for this unit.
- Independent controls give BASS and TREBLE lift and cut with unique Thermo-meter visual indicator.
- Gram. position on a wavechange switch.
- 4 Wavebands Coverage 16-51, 50-120, 190-550, 1,000-2,000 metres.
- Large four-colour illuminated dial.



YOU CAN BUILD A COMPLETE PORTABLE RECORD PLAYER for £11/9/6

SALVAGE BARGAIN!!!

DUE TO DAMAGE SUSTAINED IN OUR OWN WAREHOUSE WE ARE ABLE TO OFFER THE PORTABLE CASE ILLUSTRATED TOGETHER WITH THE COLLARO MODEL R.C.54 3-SPEED AUTOCHANGER for £8/19/6 (plus 10/- carriage and insurance) or separately CASE ONLY £15/- (plus 7/6 carriage and insurance).

The Portable Case is robustly constructed and finished in good quality grey velveteen. It will accommodate the R.C.54 Autochanger and a small amplifier. The case is physically undamaged but the outer and internal covering are soiled. The MODEL R.C.54 is Collaro's latest 3-speed "mixer," autochanger incorporating the famous Studio "O" Crystal Pick-Up. These offered are not physically damaged but were subjected to dampness and need thorough cleaning. It will be understood that they are not covered by a guarantee, but WE ENSURE THAT EACH AUTOCHANGER IS WORKING SATISFACTORILY BEFORE WE SUPPLY.



We can also offer a 3 Valve A.C. MAINS AMPLIFIER complete with P.M. SPEAKER for £24/10/- (plus 5/- carr. and ins.). This will fit the Amplifier compartment of the above Portable Case and is designed to produce approx. 3 watts from a 6K6 output valve. It incorporates separate TONE and VOLUME CONTROLS, and a pilot indicator lamp. Accordingly a complete portable record player can be made up for £11/9/6 plus 15/- carriage and insurance.

When submitting orders please include postage and packing.
STERN RADIO LTD.

RADIO TUNING UNITS
A.M. & F.M. DESIGNS

"High Fidelity" Reproduction"

AMPLIFIERS ASSEMBLED or KITS OF PARTS

"STERN'S" HIGH QUALITY 8-10 WATT AMPLIFIER

Having a front panel which is very attractively finished in deep gold, and on which the controls are clearly identified. The ideal amplifier for general home use and for small halls, etc.

Price of COMPLETE KIT including Valves and Drilled Chassis, etc. (Plus 2/6 carr. and ins.) **£7/10/-**

We will supply it completely built for (Plus 5/- Carr. & Ins.) **£9/10/-**
H.P. Terms **£2/10/-** Deposit, 8 months at 19/6.

Designed for high-quality reproduction up to an output level of 10 watts, having 6V6s in Push-Pull and incorporating negative feedback. It is suitable for use with all types of transformer provides for use of 3 and 15-ohm speakers.

Pick-ups and most types of microphones and the output transformer provides for use of 3 and 15-ohm speakers.

- Valve line-up 6Z5, 6SN7, 5Z4, with 6V6s in push-pull.
- The undistorted output level of up to 10 watts is produced from an input of .25 volts.
- First-class reproduction of Radio (where a Tuning Circuit is used) and Record Playing.
- Separate Bass Boost and Treble Controls provide an excellent range of frequency control.
- Very satisfactory results are obtained with an average type of high impedance Moving Coil or Crystal Microphone, a clear speech level of approx. 5 watts output being obtained.
- Power supplies (HT and LT) are available for a Tuning Unit.

For operation on A.C. Mains 200-250 volts 50 cycles.
THE ASSEMBLY MANUAL is available for 1/- and includes detailed layouts and component Price List

A COMPLETELY ASSEMBLED "HIGH FIDELITY" PUSH-PULL AMPLIFIER. Supplied Complete with the STERN'S DUAL CHANNEL TONE CONTROL PRE-AMPLIFIER UNIT FOR ONLY **£13/13/-**

(plus 7/6 Carr. & Ins.)


H.P. TERMS: DEPOSIT **£3/8/-** and 12 monthly payments of 18/10.
We are able to offer this equipment at such an attractive price only because of a bulk purchase of PARMEKO TRANSFORMERS, CHOK CS, etc.

It is designed for really good reproduction employing two 6F6s in push-pull for approximately 10 watts output. A total of 7 valves are employed, the main Amplifier having 6J5-6SN7—two 6F6s and 5 volt Rectifier and the separate Control Unit, which is identical to that supplied with the 12 Watt "Hi Fi" Amplifier described above, has types 6J5 and 6SN7. Loop Feedback is employed over the whole of the main Amplifier and the PARMEKO OUTPUT TRANSFORMER ensures really good reproduction. Power take-off socket is provided for an external Radio Tuning Unit, the POWER SUPPLY AVAILABLE being 200 to 250 Volts at 45 mA. and 6.3 Volts at 1j amps.
WHEN ORDERING PLEASE STATE WHETHER FOR 3 OR 15 ohm SPEAKER.



"STERN'S" 12 WATT "HIGH FIDELITY" Push-Pull AMPLIFIER

A very high quality Unit attractively finished in deep gold with each control clearly identified on the front panel. Comprising a Main Amplifier Chassis and a Remote Control Pre-Amplifier-Tone Control Unit. The remote control unit measures only 9 x 4 x 2 1/2 in. and contains four controls, being: Bass-Treble-Volume and a Radio, Gram, Microphone Switch control. It incorporates its own feedback circuit on the Bass Channel. Loop negative feedback is employed on the Main Amplifier which has a valve line-up of 6J5-6N7-5U4 with two 6X25s in push-pull and 6J5 and 6SN7 are used in the remote control unit.



THE COMPLETE KIT IS AVAILABLE FOR (Carr. & Ins. 6/- extra.) **£14/0/0**

THE COMPLETE UNIT ASSEMBLED AND READY FOR USE **£17/0/0**
H.P. Terms **£4/5/-** Deposit, 12 Months at **£13/5/-** (Carr. & Ins. 7/6 extra).

The measured frequency range of the amplifier with this unit shows an excellent response from 14,000 cycles down to 20 cycles, the bass and treble controls allowing independent control of gain at both ends of the frequency range from zero to a gain of 50. It can be seen, therefore, that ample correction is provided to suit any type of pick-up with any type of recording. Input voltage for maximum output is 70 mV and 6.3 volts at 2 amps, and 30 mA. H.T. is provided for tuning unit, etc. This Amplifier compares well with the Williamson and similar designs at a fraction of their cost. The complete set of assembly instructions is available for 2/-.

The DULCI F.M. TUNER

A self-contained Tuning Unit providing complete F.M. coverage. Performance is really outstanding and is equal to many Units offered at far higher prices.

PRICE **£16/16/0** (plus 7/6 carr. & ins.)

H.P. TERMS DEPOSIT **£5/12/8** and 12 monthly payments of **£1/0/5**.



BRIEF DETAILS

- (a) Designed to operate with any make of Amplifier and most Radio Receivers.
- (b) Incorporates its own Power Supply.
- (c) Has the highly efficient GERBER INDUCTANCE TUNING HEART.
- (d) A "Magic Eye" TUNING INDICATOR is incorporated.
- (e) Employs the latest Valve line up: 6ABC80, ECC85, two EF89's, 6 x 4 (Rectifier) and EM90 Indicator.
- (f) A very attractive Dial (size 10 1/2 in. wide x 6 in. high) is incorporated and the overall size of Chassis is 6 1/2 in. deep x 9 1/2 in. wide x 5 1/2 in. high.

WE RECOMMEND THE W.B. STENTORIAN P.M. SPEAKERS They have the NEW CAMBRIC CONE and a matching device for 3 ohms-7.5 and 15 ohms outputs.

- (a) 5in. Model HF510 **£2 6 6**
- (b) 6in. Model HF610 **£2 12 6**
- (c) 8in. Model HF810 **£4 2 9**
- (d) 9in. Model HF912 **£4 7 3**
- (e) 10in. Model HF1012 **£4 17 6**
- (f) 12in. Model HF1214 **£9 15 6**

The GOODSSELL F.M.I. TUNER

A 5 Valve Superhet Unit incorporating the NEW MULLARD INDUCTANCE type TUNING HEART. A really excellent Tuner giving full F.M. coverage and incorporating a "Magic Eye" Indicator. Requires Power Supply of 250 volts at 25 mA. and 6.3 volts 2 amps.

PRICE **£18/14/8** (plus 7/6 carr. and ins.)

H.P. TERMS: Deposit **£6/5/-** and 12 monthly payments of **£1/2/11**.



The NEW "W-B." HIGH FIDELITY AMPLIFIER

MODEL WB.12

The WB.12 Amplifier with separate pre-amplifier Tone Control Unit is attractively styled and finished in hammered gold, incorporating technical details to satisfy the most critical user. Employing the most recently developed valves, it has a low noise input circuit feeding the double triode phase splitter and a push-pull output stage using a specially designed White Output Transformer. Overall 2 db negative feedback is taken over the main Amplifier. Switched pick-up matching is incorporated to an extremely flexible compact and easily mounted control unit.

BRIEF MAIN AMPLIFIER SPECIFICATION—

- (a) Power Output **12 watts**
- (b) Distortion **400 c/s 0.2%**
1,000 c/s 0.12%
- (c) Frequency response **+ 15 db 20-20,000 c/s**
- (d) Output Tapplings **3-4 ohms and 15 ohms**
- (e) Valve line-up: 6Z22, 2 x EL84, 2 x ECC83
- (f) Power supply available for Tuner, etc.: 6.3 v., 1.5 a., 50 mA @ 300 v.
- (g) Hum and Noise relative to 10W = 73 db
- (h) Bass Control—continuously variable from + 11 db to - 11 db at 30 c/s.
- (i) Treble Control—continuously variable from + 10 db to - 10db at 10 Kc/s
- (j) Switched input for Radio Feeder, Pickup and Tape Recorder.

PRICE COMPLETE

£25/0/0

H.P. TERMS: Deposit **£8/8/8** and 12 monthly payments of **£1/10/6**.



109 & 115 FLEET ST.

LONDON, E.C.4. Phone: CENTRAL 5812-3-4

Stern's Tape Recorder

HOME CONSTRUCTORS
Build it
for **£40'-'**

!! IT ONLY NEEDS CONNECTING UP !!

H.P. Terms are shown below.




Buy it assembled and ready for use
for **£43'-'**

(Plus £1/10/- carriage and insurance £1 is refunded when packing case is returned to us.)

H.P. terms. Deposit £11 and 12 monthly payments of £2/18/8.

We are completely satisfied that this Tape Recorder, although supplied at a genuinely low price, provides absolute Fidelity Recordings and, in addition to being completely dependable, has a performance at least equal to recorders marketed at a far higher price. The actual assembly of the Tape Recorder is extremely simple and only involves a few connections. The Truvox Tape Deck and the Quality Amplifier are supplied tested and ready for use, and all that is required to complete the Recorder is to connect the two together (a connection chart is supplied for this purpose) and secure them by the screws provided into the Attache Case. The items illustrated and described below form the complete equipment.




SEND S.A.E. FOR DESCRIPTIVE LEAFLET

THE NEW TRUVOX MODEL TR7U TAPE DECK

THE NEW TRUVOX MODEL TR7U TAPE DECK. 3 Shaded-Pole motors. Drop-in Tape Loading. Push Button Control. Separate Push Button Brake. Fast forward and fast reverse. Silent drive eliminating Wow and Flutter. Half Track working and 2 speeds, 3 1/2 in. and 7 1/2 in. per sec. Positive Azimuth Adjustment. Overall size only 14 1/2 x 12 1/2 in.

MODEL T.R.I./F. QUALITY AMPLIFIER

This amplifier has been expressly designed to meet the requirements of enthusiasts for fidelity reproduction, and in particular to CORRECTLY operate the above TRUVOX DECK. It is supplied complete with a matched Elliptical 3 ohm P.M. Speaker, it incorporates an efficient Tone Control arrangement and has a Magic Eye Level Indicator (Operative on Record). In addition it can be used as a general purpose Amplifier for high quality reproduction of gramophone records direct from a Gram Unit.



GUARANTEED FOR 12 MONTHS (B.V.A. VALVES 90 DAYS)

PRICE SUMMARY

WE WILL SUPPLY ALL FIVE UNITS LISTED ABOVE, i.e., THE COMPLETE BUT UNASSEMBLED RECORDER FOR £40'-'-. H.P. Terms: Deposit £10 and 12 monthly payments of £2/15/- or in two parts as follows:-

	CASH PRICE	DEPOSIT	12 monthly payments of
(a) TRUVOX Mk. TR7U TAPE DECK MODEL TRIF AMPLIFIER WITH SPEAKER, 1,200ft. REEL OF TAPE	£33 10 0	£8 10 0	£2 6 4
		See note below re packing charge	
(b) ATTACHE CASE AS ILLUSTRATED	£6 10 0	—	—

ACOS CRYSTAL MICROPHONE — — — — —
 NOTE: Please send 30/- to cover cost of packing, carriage and insurance. We will refund £1 if the packing case is returned to us intact.
 EACH UNIT IS AVAILABLE SEPARATELY AS FOLLOWS:

	CASH PRICE	DEPOSIT	12 monthly payments of
(a) TRUVOX Mk. TR7U TAPE DECK	£23 2 0	£5 17 0	£1 12 0
(b) AMPLIFIER MODEL TRIF WITH SPEAKER	£14 14 0	£4 16 6	18 4
(c) PORTABLE ATTACHE CASE	£5 0 0	—	—
(d) ACOS CRYSTAL MIKE "33"	£2 10 0	—	—
(e) REEL OF TAPE 1,200ft.	£1 15 0	—	—

Please include £1 when ordering (a) or (c) for packing charge, this whole amount will be refunded if case is returned to us intact.

● WILL TAKE ALL STANDARD TAPES UP TO 1,200ft.

● WILL PLAY THE NEW PRE-RECORDED TAPES.

● WILL PROVIDE 2 HOURS' PLAYING AT 3 1/2 in. or 1 hour at 7 1/2 in. per second.

● INCORPORATES AN ELLIPTICAL P.M. SPEAKER 7 x 4 in., with EXTENDED FREQUENCY RANGE.



ACOS CRYSTAL 1,200 ft. REEL OF MICROPHONE SCOTCHBOY MODEL MIC.33.1 MAGNETIC RECORDING TAPE.

PORTABLE ATTACHE CASE

This, as may be judged from the illustration above, is a neat, compact and attractively finished case, being covered with maroon rexine and having an ivory coloured speaker escutcheon. It contains concealed pockets to accommodate the Microphone, Mains Lead and a spare 1,200ft. reel of tape.

STERN RADIO LTD.

BUILD A COMPLETE RADIOGRAM

THE 'W.B.' PREFABRICATED CONSOLE CABINET !! HOME

The COMPLETELY ASSEMBLED CABINET



CONSTRUCTORS !! YOU CAN BUILD A GENUINELY HIGH QUALITY RADIOGRAM £33/10/0

For this amount we will supply

- THE MODEL B3PP RADIOGRAM CHASSIS (illustrated and described on page 112)
- THE B.S.R. "MONARCH" 3-SPEED AUTO-CHANGER (also illustrated and described on page 112)
- A MATCHED 10in. P.M. SPEAKER.
- THE "W.B." PREFABRICATED CABINET.

Carriage and Insurance on all above equipment is 15/- extra and H.P. TERMS ARE DEPOSIT £11/3/4 (plus 15/- carr. and ins.) and 12 monthly payments of £2/0/11. The illustration (left) shows the Cabinet containing the B3PP Chassis and B.S.R. Changer and for Radiogram Constructors we supply it in its PREFABRICATED form, but we cut the side panels for the Speakers and we CUT THE FRONT PANEL to accept the B3PP Chassis; we also supply a template to enable the Constructor to easily fit the B.S.R. Changer on to the Gram Baseboard.

THIS IS AN OUTSTANDING OFFER. A COMMERCIALY MADE RADIOGRAM OF SIMILAR HIGH QUALITY WOULD COST ABOUT £85.

A polished Walnut-finished PREFABRICATED BASE REFLEX CORNER FITTING SPEAKER Cabinet for 12in. or 12in. Speakers also available—size 18in. deep x 35in. high. PRICE £11/11/- H.P. TERMS DEPOSIT £2/19/- and 11 monthly payments of 17/6.

Ideally suitable for "Hi Fi" equipment where a separate Speaker is used, but also equally suitable for a RADIOGRAM or as a TAPE RECORDER CABINET.

PRICE £12/12/0 (plus 7/6 carr. and ins.)

H.P. TERMS DEPOSIT £3/3/- and 12 monthly payments of 17/6.

An attractive and robustly designed Cabinet which is supplied in sections for home assembly for which Assembly drawings are supplied and it really is simple to put together. "Hi Fi" enthusiasts will find it ideal for the accommodation of a high-quality Amplifier, together with a Tuning Unit and any type or make of Record Player (excluding Connoisseur).

The attractive high-polished Walnut finish gives the Cabinet a very pleasing appearance and it has:—

- (a) Hinged lid under which is uncut polished board for mounting the Record Player.
- (b) Uncut Front Panel—into which the Tuning Unit Dial and Amplifier Control Panel can be mounted, or similarly any Radio Receiver.

(c) Sectionalised Record Storage space is provided at the base of the Cabinet.

(d) Overall size of Cabinet 19in. wide x 15in. deep x 35in. high.



SPECIAL PRICE REDUCTION OF THE FAMOUS

SHAFTESBURY PORTABLE AMPLIFIER



Suitable for home use and small Halls. Has matched inputs for both Record Players and Microphones. Also provides for the "mixing" and "fading" of both Gram. and speech as required COMPRISING:

- (a) A 4-Valve High Gain Amplifier for use on A.C. or D.C. mains. 200-250 volts with 5 watts output. Incorporating Independent Volume Controls for Mike and Gram., either of which can be faded at will, a variable Tone Control and independent input sockets for Mike and Gram.
- (b) A Transverse Carbon microphone which obtains its polarising current from the amplifier—no batteries are necessary.
- (c) An 8in. Goodmans P.M. Speaker with the "Ticonal" magnet for first-class reproduction.

THE COMPLETE EQUIPMENT is all contained in the PORTABLE CARRYING CASE £18/0/0

Having been reduced from £30/9/-. HIRE PURCHASE TERMS. DEPOSIT £4/10/- and 12 monthly payments of £1/4/8.

A DUAL-CHANNEL PRE-AMPLIFIER and TONE CONTROL UNIT

Attractively finished in "Old Gold" and providing full control of BASS and TREBLE in conjunction with a main volume control. It can be used with any amplifier and with any pick-up, the range of frequency control provided by the unit affording ample compensation for all types of pick-ups and all natures of recordings, i.e. English American and long-playing, without recourse to pick-up correction. The extreme flexibility of the bass and treble control is such that the level of bass and treble can be set to suit any conditions irrespective of the volume output of the amplifier. Response characteristics are given in 12 watt amplifier advt. The unit measures 9in. x 4in. x 2in., including self-contained power supply and can be accommodated either on or away from the main amplifier, i.e. on the front panel of a cabinet or any other position. Price including drilled chassis, valves (68N7 and 6J5), £3/19/9. Complete assembly data are available separately for 1/-. Completely assembled and ready for use. £5/5/-.




"PERSONAL SET" BATTERY ELIMINATOR

A complete Kit of parts to build a Midget "Aldry" Battery Eliminator, giving approx. 69 volts at 10 mA and 1.4 volts at 250 mA. This eliminator is for use on A.C. mains and is suitable for any 4-valve Superhet Receiver, requiring H.T. and L.T. voltage as above or approx. to 69 volts. The Kit is quite easily and quickly assembled and is housed in a light aluminium case size 4in. x 1in. x 3in. Price of complete Kit with easy-to-follow assembly instructions, 42/6 (plus 1/6 carriage and insurance). In addition we can offer a similar ALDREY Kit to provide approx. 90 volts at 10 mA. and 1.4 volts at 250 mA. Size of assembled unit 7in. x 2in. x 1in. Price 47/6 (plus 1/6 carriage and insurance).



THE DENCO F.M. FEEDER UNIT

INCORPORATING AN R.F. STAGE



A 5-VALVE SUPERHET DESIGN having a frequency coverage of 88 to 160 mc/s. This F.M. Receiver is designed to operate with any type of Amplifier and most Radio Receivers. It incorporates R.F.—F/Changer and two I.F. Stages followed by a Ratio Discriminator, the valve line-up being 6A26—12AH8—two 6BA6s and 6AQ5. Overall size of assembled Chassis 7in. x 5in. x 4in. high excluding power supply, or 7in. x 6in. x 4in. high with power supply.

4 1/2in. high excluding power supply, or 7in. x 6in. x 4in. high with power supply. THE CONSTRUCTOR'S MANUAL, containing Circuit Diagram and Component Layout, etc., is available for 7/6 and WE CAN SUPPLY ALL SPECIFIED COMPONENTS including Valves and Drilled Chassis for or for £7/2/6 with Dial Assembly as illustrated. £6/13/6 (plus 2/6 carriage and ins.)

WE WILL ALSO SUPPLY IT...

- (a) Assembled and Ready for use, excluding Dial Assembly, £8/17/6.
- (b) Assembled and Ready for use including Dial Assembly (as illustrated), £9/10/-.
- (c) Assembled and ready for use, with Dial Assembly and "Magic Eye" indicator mounted in centre of Dial, £10/10/-.
- (d) We can also supply (a), (b) and (c) with and including an HT/LT Power Supply for an additional £2/17/6. The Supply Unit is also available as a separate Unit, size 6in. x 3in. x 5in. high. Provides 250 volts at 50 mA. and 6.3 volts at 2 amp.

"STERN'S" MODEL CP3G/AM 3 WAVEBAND SUPERHET TUNING UNIT

A highly sensitive A.C. Mains Tuning Unit providing for excellent reception of stations on the short wavebands (15-50 metres) medium waveband (200-550 metres) and the long waveband (800-2,000 metres).

- Valve line-up: 6K80 (Frequency Changer), 68K7g (I.F. Amplifier), 6H6 (Detector, and A.V.C.) and 5Z4g (rectifier).
- A gramophone position is incorporated with the wavechange switch.

● This tuner is normally supplied with four controls—Tuning, Volume, Tone and the Wavelength Switch (Tone and Volume operate as both Radio and Gram.)—but if your Amplifier already has the Tone and Volume Controls we can omit both. When ordering please state what is required.

● Overall chassis dimensions are 12in. x 8in. x 8in. including the full vision dial. Size 8in. x 4in. Price completely assembled and including built-in power supply £10/10/- H.P. Terms. Deposit £3/10/- 8 months at 19/9. Price completely assembled excluding Power Supply £7. Carriage and Insurance 7/6 extra. Final Count by mail is 18/6/6.



COMMERCIAL T.V. CONVERTERS

Completely self-contained Units designed to operate with commercially made Television Receivers to enable the immediate reception of both the B.B.C. (Band I) and the Commercial (Band III) programmes. No actual fitting and no alteration is required to your present receiver, it simply being a matter of connecting the Mains Supply, Band I and Band III Aerials to the sockets provided on the Converter, which is then connected to your TV Receiver by a lead which is plugged into a Socket on the Converter and then into the TV Receiver Aerial Socket. The Controls on the Unit are:—(a) Station Selector Switch which immediately selects either Transmitting Station. (b) An On-Off Switch which also switches the TV Receiver on or off. (c) Band III Station Tuning Control. THESE CONVERTERS ARE AVAILABLE:—1. THE AERIALITE MODEL TA3. Contained in a brown crackle finished case size 9in. long x 4in. high x 4in. deep. Price £9/10/-. 2. THE DULCI TV CONVERTER. In polished walnut case size 8in. long x 6in. high x 4in. deep. Price £9/9/-. 3. VALRADIO TUNER. A turret type Converter (without case) for direct incorporation into an existing TV receiver. In this instance it is essential that, when ordering, we are advised of either the I.F. frequency or the make and model number of the TV receiver. Price £6.

109 and 115 FLEET ST. LONDON, E.C.4. Phone: FLEET ST. 5812-3-4

SELENIUM RECTIFIERS

Table with columns for L.T. Types, H.T. Type H.W., and F.W. Bridge Types. Lists various transformer types and their specifications.

CO-AXIAL CABLE. 75 ohms in., 7d. yard. Twin screened feeder, 10d. yard.

SILVER MICA CONDENSERS. 5, 10, 15, 20, 25, 30, 35, 50, 100, 120, 150, 180, 200, 230, 300, 330, 400, 470, 500, 1,000 pfd. (.001µF), .002 mfd. (2,000 pfd.). All at 5d. each, 3/9 dozen one type.

DIAL BULBS, M.E.S. 8 v. 0.2 a., 6/9 doz.; 6.5 v. 0.3 a., 6/9 doz.; 4 v. 0.3 a., 5/9 doz.

ELECTROLYTICS (current production). NOT ex-Govt.

Table with columns for Tubular Types and Can Types. Lists various electrolytic capacitor types and their specifications.

VOLUME CONTROLS with long spindles, all values, less switch, 2/9; with S.P. switch, 3/9.

WIRE WOUND POTS: 20 ohms, 500 ohms, 5K, 20K, 100K (medium length spindles), 2/9. 220 ohms, 2K, 10K, 20K. Preset type, 1/9 each.

VIBRATORS. Wearite 12 v. 4 pin. Non-synchronous, 6/9. Oak 2 v. 7 pin, synchronous, 7/9.

Table for EX GOV. E.H.T. CONDENSERS. Lists various high voltage capacitor types and their specifications.

Table for EX GOVT. METAL BLOCK PAPER CONDENSERS. Lists various capacitor types and their specifications.

EX GOV. VALVES. VR137 11d., EA50, EB34, SP61 1/11, VS110 11d.

EX GOV. UNITS. type RF26 in original sealed cartons 29/6. Transmitter Receivers type TR9D complete with all valves 45/- Carr. 6/6.

CONTROL PANEL with 1 six-position 3-wafer Yaxley switch, 1 pointer knob, 2 S.P.S.T. switches, various plugs and sockets. Only 1/6.

M.E. SPEAKERS. All 2-3 ohms, 8in. R.A. field. 600 ohms, 11/9. 10in. R.A. field, 1,000 ohms, 23/9.

MANUFACTURERS SURPLUS TRANSFORMERS

Fully shrouded upright. Primary 200-230-250 v. Sec. 425-0-425 v. 150 mA. 6.3 v. 3 a., 5 v. 3 a. 37/9. Clamped type 250-0-250 v. 70 mA., 6.3 v. 2.5 a. 9/9, post 1/9.

HEAVY DUTY BATTERY CHARGER For normal 200/250 v. A.C. mains input. To charge 12 v. battery. Variable charge rate up to 10 amps. Fitted Meter and Fuses. Guaranteed 12 months. Carr. 10/- 46/19/6.

OIL FILLED BLOCK CONDENSERS

Bryce 11-7 mfd. 500 v. New unused Govt. surplus, only 5/9 each.

H.T. ELIMINATOR AND TRICKLE CHARGER KIT with louvered crackle finished case. Mains input 200-250 v. Output 120 v. 40 mA., and 2 v. 1/2 a. Price with circuit, 29/6. Or in working order, 37/6.

R.S.C. TRANSFORMERS

FULLY GUARANTEED, INTERLEAVED AND IMPREGNATED

MAINS TRANSFORMERS

Primarys 200-230-250 v. 50 c/s.

FULLY SHROUDED UPRIGHT MOUNTING

250-0-250 v. 60 mA., 6.3 v. 2 a., 5 v. 2 a., 5 v. 3 a. 17/6

Midget type, 2 1/2-3 1/2 in. 19/9

350-0-350 v. 70 mA., 6.3 v. 2 a., 5 v. 2 a., 5 v. 3 a. 25/9

250-0-250 v. 100 mA., 6.3 v. 4 a., 4 a., c.t., 0-4-5 v. 3 a. 23/9

250-0-250 v. 100 mA., 6.3 v. 4 a., 5 v. 3 a., 5 v. 3 a. 31/-

for R1355 conversion 23/9

300-0-300 v. 100 mA., 6.3 v. 4 a., 5 v. 3 a., 5 v. 3 a. 26/9

300-0-300 v. 100 mA., 6.3 v. 4 v. 4 a., c.t., 0-4-5 v. 3 a. 23/9

350-0-350 v. 100 mA., 6.3 v. 4 a., 5 v. 3 a., 5 v. 3 a. 26/9

350-0-350 v. 100 mA., 6.3 v. 4 v. 4 a., c.t., 0-4-5 v. 3 a. 33/9

350-0-350 v. 150 mA., 6.3 v. 2 a., 6.3 v. 2 a., 5 v. 3 a. 33/9

425-0-425 v. 200 mA., 6.3 v. 4 a., c.t., 6.3 v. 4 a., c.t., 5 v. 3 a., suitable Williamson Amplifier, etc. 49/9

450-0-450 v. 250 mA., 6.3 v. 6 a., 6.3 v. 6 a., 5 v. 3 a. 69/6

TOP SHROUDED DROP-THROUGH TYPE 13/9

250-0-250 v. 70 mA., 6.3 v. 2.5 a. 16/9

260-0-260 v. 70 mA., 6.3 v. 2 a., 5 v. 2 a. 18/9

350-0-350 v. 80 mA., 6.3 v. 2 a., 5 v. 2 a. 22/9

250-0-250 v. 100 mA., 6.3 v. 4 a., 5 v. 3 a., 0-4-5 v. 3 a. 23/9

300-0-300 v. 100 mA., 6.3 v. 4 v. 4 a., c.t., 0-4-5 v. 3 a. 22/9

350-0-350 v. 100 mA., 6.3 v. 4 a., c.t., 5 v. 3 a. 23/9

350-0-350 v. 100 mA., 6.3 v. 4 v. 4 a., c.t., 0-4-5 v. 3 a. 29/11

350-0-350 v. 150 mA., 6.3 v. 2 a., 6.3 v. 2 a., 5 v. 3 a. 29/9

350-0-350 v. 150 mA., 6.3 v. 4 a., 5 v. 3 a., 2-0-2 v. 1.1 a., 2-0-2 v. 1.1 a., for VCR97, VCR517 36/6

FILAMENT TRANSFORMERS

Primarys 200-250 v. 50 c/s. 0-4-6.3 v. 2 a. 7/9

6.3 v. 1.5 a. 5/9 0-2-4-5-6.3 v. 4 a. 16/9

6.3 v. 3 a. 8/11 6.3 v. 6 a. 17/6

12 v. 1 a. 7/9 12 v. 3 a. or 24 v. 7/6

6.3 v. 2 a. 7/6 1.5 a. 17/6

CHARGER TRANSFORMERS

All with 200-230-250 v. 50 c/s. Primarys: 0-9-15 v. 1 1/2 a., 11/9; 0-9-15 v. 3 a., 0-3-5-9-17 v. 4 a., 18/9.

0-9-15 v. 5 a., 19/9; 0-9-15 v. 6 a., 23/9.

ELIMINATOR TRANSFORMERS

Primarys 200-250 v. 50 c/s. 120 v. 40 mA. 7/11

130 v. 50 mA., 6.3 v. 3 a. 14/9

120 v. 40 mA., 5-0-5 v. 1 a. 14/9

90 v. 15 mA., 6-0-6 v., 250 mA. 9/11

OUTPUT TRANSFORMERS

Midget Battery Pentode 66:1 for 3S4, etc. 3/6

Small Pentode, 5,000Ω to 3Ω 3/9

Standard Pentode, 5,000Ω to 3Ω 4/9

Standard Pentode, 8,000 to 3Ω 4/9

Battery Pentode, 10,000 ohms to 3 ohms. 4/9

Multi-ratio 40 mA. 30:1, 45:1, 60:1, 90:1. Class B Push-Pull 5/6

Push-Pull 8 Watts 6V6 to 3 ohms 8/9

Push-Pull 10-12 Watts 6V6 to 3Ω to 15Ω, sectionally wound 16/9

Push-Pull 10-12 Watts to match 6V6 to 3-5-8 or 15Ω 16/9

Push-Pull 15-18 Watt, sectionally wound, 6L6, KT66, etc., to 3 or 15 ohms. 21/9

Push-Pull 20 Watt high-quality sectionally wound, 6L6, KT66, etc., to 3 or 15Ω 47/9

SMOOTHING CHOKES

250 mA., 5 H., 100 ohms 11/9

150 mA., 7-10 H., 250 ohms 11/9

100 mA., 10 H., 150 ohms potted 9/9

100 mA., 10 H., 200 ohms 8/9

80 mA., 10 H., 350 ohms 5/6

60 mA., 10 H., 400 ohms 4/11

THE SKY FOUR T.R.F. RECEIVER



A design of a 3-valve 200-250 v. A.C. Mains receiver with selenium rectifier. For inclusion in either of cabinets illustrated above. It employs valves 6K7, SP61, 6F6G, and is specially designed for simplicity in wiring. Sensitivity and quality is well up to standard. Point-to-point wiring diagrams, instructions and parts list, 1/9. This receiver can be built for a maximum of 14/19/6 including cabinet. Available in brown or cream bakelite, or veneered walnut.

P.M. SPEAKERS. All 2-3 ohms. 6 1/2 in. R.A. 15/9. 8 in. Rola Heavy Magnet, 19/9. 10 in. R.A. 25/9. 10 in. Rola 27/9

R.S.C. BATTERY CHARGER KITS. For mains input 200-250 v. 50 c/s. To charge 6 v. accumulator at 2 amps., 25/9. To charge 6 v. or 12 v. battery at 2 a., 31/6. To charge 6 v. or 12 v. battery at 4 a., 49/9.

ABOVE KITS CONSIST OF GREEN CRACKLE LOUVRED STEEL CASE, MAINS TRANSFORMER, FULL WAVE METAL RECTIFIER, FUSES, FUSE-HOLDERS AND CIRCUIT. Any type assembled and tested for 6/9 extra.

R.S.C. 6 v. or 12 v. BATTERY CHARGER For normal A.C. mains input 200-230-250 v., 50 c/s. Selector panel for 6 v. or 12 v. charging. Variable charge rate of up to 4 AMPS. Fused, and with ammeter. Well ventilated metal case with attractive crackle finish. Guaranteed for 12 months, 69/6. Carriage 2/6.

BATTERY CHARGER KIT. Consisting F.W. Bridge Rectifier 6/12 v. 5 a. Mains Trans. 200-250 v. input, 0-9-15 v. 6 a. output and variable charge rate. Rheostat with knob 45/9.

EX GOVT. AUTO TRANSFORMERS 15-10-5-0-195-215-235 v. 500 Watts 27/9

Double wound 10-0-200-240 v. to 10-0-275-295-315 v. Series connection will make suitable for 110 v. to 230-250 v. or reverse. 1,000 watts 59/6

Double wound 0-110-240 v. to 0-130-140-150-160-170 v. 1,500 watts 69/6

Carriage on following types 5/- extra. 0-11-22 v. 30 a. 72/6. 0-16-18-20 v. 35 a. 79/6. 7.7 v. C.T. 7 amps., 4 times 25/9. 460 v. 200 mA., 6.3 v. 5 a. 27/9. 400 v. C.T. 150 mA. 4 v. 5 a., 6.3 v. 6 a., 6.3 v. 0-6 a., 4 v. 6 a., 4 v. 6 a., 4 v. 3 a., 4 v. 3 a., 5 v. 2 a. 22/9. 325-0-325 v. 150 mA., 6.3 v. 4-6 a., 5 v. 2-3 a. 27/9

EX GOVT. MAINS TRANSFORMERS

All 230 v. 50 c/s. input. 8.8 v. 4 a. 9/9. 48 v. 1 a. 9/9

978 v. 200 mA. 7/9. 24 v. 1 a. 7/9

750 v. 4 times (high ins.) 19/9

6.3 v. 10 a. 16/9

120-0-120 v. 40 mA. 5/9

300-0-300 v. 150 mA. 4 v. 3 a. 9/11

250-0-250 v. 60 mA. 6.3 v. 2 a., 5 v. 2 a. Potted 11/9

Carriage on following types 5/- extra. 0-11-22 v. 30 a. 72/6. 0-16-18-20 v. 35 a. 79/6. 7.7 v. C.T. 7 amps., 4 times 25/9. 460 v. 200 mA., 6.3 v. 5 a. 27/9. 400 v. C.T. 150 mA. 4 v. 5 a., 6.3 v. 6 a., 6.3 v. 0-6 a., 4 v. 6 a., 4 v. 6 a., 4 v. 3 a., 4 v. 3 a., 5 v. 2 a. 22/9. 325-0-325 v. 150 mA., 6.3 v. 4-6 a., 5 v. 2-3 a. 27/9

EX GOVT. AUTO TRANSFORMERS

15-10-5-0-195-215-235 v. 500 Watts 27/9

Double wound 10-0-200-240 v. to 10-0-275-295-315 v. Series connection will make suitable for 110 v. to 230-250 v. or reverse. 1,000 watts 59/6

Double wound 0-110-240 v. to 0-130-140-150-160-170 v. 1,500 watts 69/6

Carriage on any of above 5/- extra.

EX GOVT. SMOOTHING CHOKES

250 mA., 10 H., 50 ohms 14/9

250 mA., 3 H., 50 ohms 8/9

150 mA., 10 H., 50 ohms 10/11

150 mA., 10 H., 150 ohms, Tropicalised 6/9

100 mA., 10 H., 200 ohms, Tropicalised 3/11

50 mA., 50 H., 1,000 ohms 9/9

90/100 mA., 10 H., 100 ohms, Potted 8/9

L.T. type 1 amp., 2 ohms 2/9

EX GOVT. AUTO TRANSFORMERS 15-10-5-0-195-215-235 v. 500 Watts 27/9

Double wound 10-0-200-240 v. to 10-0-275-295-315 v. Series connection will make suitable for 110 v. to 230-250 v. or reverse. 1,000 watts 59/6

Double wound 0-110-240 v. to 0-130-140-150-160-170 v. 1,500 watts 69/6

Carriage on any of above 5/- extra.

SPECIAL OFFERS

Filament Transformers. Primarys 230-250 v. 50 c/s. 2 v. 2 a. 4/9. 4 v. 2 a. 4/9. 6.3 v. 1 a. 4/9

CHASSIS 18 s.w.g. undrilled aluminium amplifier type 8/11. 12 in. x 8 in. x 2 1/2 in. 5/3 (4-sided). 16 in. x 8 in. x 2 1/2 in. 7/6. 14 in. x 10 in. x 3 in. 7/11. 16 in. x 10 in. x 3 in. 8/3. 18 s.w.g. aluminium receiver type 8/11. 16 in. x 8 in. x 2 1/2 in. 5/3 (4-sided). 12 in. x 8 in. x 2 1/2 in. 7/11. 16 in. x 8 in. x 2 1/2 in. 10/11. 20 in. x 8 in. x 2 1/2 in. 13/6. 14 in. x 10 in. x 3 in. 13/6

16 s.w.g. aluminium amplifier type 8/11. 12 in. x 8 in. x 2 1/2 in. 5/3 (4-sided). 16 in. x 8 in. x 2 1/2 in. 7/6. 14 in. x 10 in. x 3 in. 7/11. 16 in. x 10 in. x 3 in. 8/3. 18 s.w.g. aluminium receiver type 8/11. 16 in. x 8 in. x 2 1/2 in. 5/3 (4-sided). 12 in. x 8 in. x 2 1/2 in. 7/11. 16 in. x 8 in. x 2 1/2 in. 10/11. 20 in. x 8 in. x 2 1/2 in. 13/6. 14 in. x 10 in. x 3 in. 13/6

16 s.w.g. aluminium amplifier type 8/11. 12 in. x 8 in. x 2 1/2 in. 5/3 (4-sided). 16 in. x 8 in. x 2 1/2 in. 7/6. 14 in. x 10 in. x 3 in. 7/11. 16 in. x 10 in. x 3 in. 8/3. 18 s.w.g. aluminium receiver type 8/11. 16 in. x 8 in. x 2 1/2 in. 5/3 (4-sided). 12 in. x 8 in. x 2 1/2 in. 7/11. 16 in. x 8 in. x 2 1/2 in. 10/11. 20 in. x 8 in. x 2 1/2 in. 13/6. 14 in. x 10 in. x 3 in. 13/6

16 s.w.g. aluminium amplifier type 8/11. 12 in. x 8 in. x 2 1/2 in. 5/3 (4-sided). 16 in. x 8 in. x 2 1/2 in. 7/6. 14 in. x 10 in. x 3 in. 7/11. 16 in. x 10 in. x 3 in. 8/3. 18 s.w.g. aluminium receiver type 8/11. 16 in. x 8 in. x 2 1/2 in. 5/3 (4-sided). 12 in. x 8 in. x 2 1/2 in. 7/11. 16 in. x 8 in. x 2 1/2 in. 10/11. 20 in. x 8 in. x 2 1/2 in. 13/6. 14 in. x 10 in. x 3 in. 13/6

R.S.C. HIGH FIDELITY 25 watt AMPLIFIER A4

A NEW DESIGN FOR 1955 HIGH GAIN "PUSH PULL OUT-PUT". BUILT-IN PRE-AMP. TONE CONTROL STAGES. INCLUDES 7 valves, sectionally wound output transformer, block paper reservoir condenser, and reliable small components. AN INPUT OF ONLY 20 millivolts IS REQUIRED FOR FULL OUTPUT. THIS MEANS THAT ANY TYPE OF MICROPHONE OR PICK-UP IS SUITABLE. Two separate inputs controlled by separate volume controls allow simultaneous use of "Mike" and Gram., or Tape and Radio, etc., etc. Individual controls for Bass and Treble "lift" and "cut". Six negative feedback



Hum level 66 D.B. down. Certified total harmonic distortion of only 0.35% measured at 10 watts. Comparable with the very best designs. SUITABLE FOR SMALL HOMES OR LARGE HALLS, CLUBS, GARDEN PARTIES, DANCE HALLS, etc., etc. For ELECTRONIC ORGAN OR GUITAR. For STANDARD OR LONG PLAYING RECORDS. Size 12 x 10 x 9 in. For mains A.C. 200-250 v. 50 c/s. Power consumption 175 watts. Outputs for 3 and 15 ohm speakers. The kit is complete in every detail. Chassis is fully punched. Easy to follow point-to-point wiring diagrams are supplied. EXTRA

loops giving total HIGH SENSITIVITY, HIGHEST QUALITY for 9 GNS. 30-20,000 c/s. Or assembled ready for use 50/- extra.

H.P. Terms on assembled units. Deposit 26/- and 12 monthly payments of £1. Plus carr. 10/-.

Terms to include cover, microphones, speakers, etc., on request. Cover as illustrated if required, price 17/6 extra.

COLLARO HIGH FIDELITY 3-SPEED MIXER AUTO-CHANGERS, TYPE RC/54. Latest model fitted with Studio "O" Turnover Pick-up Head. Very limited number. Brand New. Guaranteed. Only 10 gns. carriage 7/6. Or Deposit 4 Gns. 7 monthly payments 1 Gn.

COLLARO HIGH FIDELITY MAGNETIC PICK-UPS. Low impedance with matching trans, brand new, boxed at fraction of normal price. Only 35/-.

A PUSH PULL 3-4 WATT HIGH GAIN ASSEMBLED AMPLIFIER FOR £3/19/6.

For mains input 200-250 v. 50 c/s. Amplifier can be used with any type of feeder unit or pick-up. This is not A.C./D.C. with "live" chassis but A.C. only with 400-0-400 v. Trans. Output is for 2-3 ohm speaker. Supplied ready for use. £3/19/6. Leaflet 6d.

H.M.V. LONG PLAYING RECORD TURN-TABLE COMPLETE WITH CRYSTAL PICK-UP (SAPPHIRE STYLUS). Speed 33 1/3 r.p.m. BRAND NEW, CARTONED. Only £3/19/6 (approx. half price). Carr. 5/- (for 200-250 v. A.C. Mains).

R.S.C. A7 3-4 WATT QUALITY AMPLIFIER A highly sensitive 4-valve amplifier using negative feedback and having an excellent frequency response. Pre-amplifier and Tone Control stages are incorporated with separate Bass and Treble controls giving full tone compensation for Long Playing records. Suitable for any kind of pick-up including latest high fidelity types. H.T. of 250 v. 20 mA. and L.T. 6.3 v. 1a. available for supply of Radio Feeder Unit, etc. ONLY 40 millivolts input required for full output. Fully isolated chassis with baseplate. For A.C. mains 200-250 v. 50 cycles. Output for 2-3 ohm speaker. Complete kit of parts with point-to-point wiring diagrams and instructions. Only £3/15/-.

R.S.C. 4-5 WATT HIGH GAIN AMPLIFIER TYPE A5

A highly sensitive 4-valve quality amplifier for the home, small club, etc. Only 50 millivolts input is required for full output so that it is suitable for use with the latest high-fidelity pick-up heads, in addition to all other types of pick-ups and practically all mikes. Separate Bass and Treble controls are provided. These give full long playing record equalisation. Hum level is negligible being 71 D.B. down. 15 D.B. of negative feedback is used. H.T. of 300 v. 25 mA. and L.T. of 6.3 v. 1.5 a. Is available for the supply of a Radio Feeder Unit, or Tape Deck pre-amplifier. For A.C. mains input of 200-230-250 v. 50 c/s. Output for 2-3 ohm speaker. Chassis is not alive. Kit is complete in every detail and includes fully punched chassis (with baseplate), with green crackle finish, and point-to-point wiring diagrams and instructions. Exceptional value at only £4/15/-, or assembled ready for use 25/- extra, plus 3/6 carriage.

MICROPHONES. High fidelity crystal types. Aco 33-1 hand or desk type 50/-. Piezzo with heavy floor base and telescopic stem £6/19/6.

GOLDRING MAGNETIC PICK-UPS. Due to a fortunate purchase we can offer these popular high impedance pick-ups. Brand new, boxed, at only 23/9



ing instructions. Only 9 gns. plus 6/6 carr., or 4 gns. deposit and 6 monthly payments 1 gn.

COLLARO 3-SPEED AUTO-CHANGERS. New guaranteed units. Fitted "Plug in" crystal pick-up heads for standard or long playing records. Very limited number available at approx. half price. For A.C. mains 200-250 v. 50 c/s. Only £7/19/6. Carr. 7/6

DEFIANT RECORD PLAYING TURNTABLE COMPLETE WITH MAGNETIC PICK-UP. Pick-up is high impedance type. Unit is housed in a beautiful walnut veneered cabinet of attractive design. For all standard records (78 r.p.m.). Limited number. Brand new, cartoned, £5/19/6. Carr. 7/6.

BAKER SELHURST QUALITY SPEAKERS. 12in. 15 ohm 15 watt Stalwart £5/15/-. 12in. 15 ohm 20 watt Standard £7.

R.S.C. MASTER INTERCOMM. UNIT. with provision for up to 4 "Listen-Talk Back Units" individually switched. A high gain amplifier enables speech and other sounds emanating from the rooms containing remote control units to be heard at the master control. Supplied with walnut veneered wood or brown bakelite cabinet. Mains input is 200-250 v. 50 c/s. H.T. line 300 v. CHASSIS IS NOT "ALIVE." Ideal for use as "Baby Alarm." Sound amplification 4 watts. Price only 7 gns., carr. 5/-. "Listen-Talk Back Unit" in bakelite or walnut veneered cabinet can be supplied at 35/- each.



ALL DRY RECEIVER BATTERY ELIMINATOR KIT

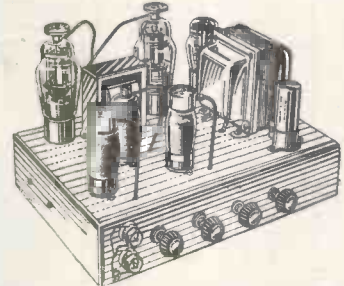
All parts for an "All Dry" Battery Eliminator, complete with case. Completely replaces 1.4 v. and 90 v. batteries where normal mains supply of 200-250 v. 50 c/s. is available. Price with circuit, 38/9 Or ready for use, 45/6

Size of unit 5 1/2 x 4 1/2 x 2 1/2 in. Suitable for receivers with L.T. loads of 125 mA. to 250 mA., thereby covering latest low consumption types.

BATTERY SET CONVERTER KIT. All parts for converting any type of battery receiver to all mains. A.C. 200-250 v. 50 c/s. Kit will supply fully smoothed H.T. of 120 v. 90 v. or 60 v. at up to 40 mA., and fully smoothed L.T. of 2 v. at 0.4 a. to 1 a. Price complete with circuit and instructions only 48/9. Supplied ready for use for 8/9 extra.

R.S.C. A3 10 WATT "PUSH-PULL" HIGH FIDELITY AMPLIFIER

With Self-Contained Pre-amplifier and Tone Control



Large safety factors in every component A.C. and H.T. fuses, punched chassis with baseplate, screened input plugs, 6 valves, and with easy-to-follow point-to-point wiring diagrams. Everything supplied to last. Two independent inputs are provided with two associated independent volume controls so that programmes can be mixed together if desired, such as microphone announcements superimposed on a musical programme, or two independently controlled microphones, or even just gramophone/radio, fading over from one to the other. Variable bass lift and cut with variable treble lift and cut tone controls are fitted, giving full long playing record equalisation for uncorrected pick-ups. They are also provided so that the user can alter the tonal value to suit his personal taste and surroundings. Terminals are provided for 3 ohm and 15 ohm loudspeakers. H.T. and L.T. available for the supply of a Radio Feeder Unit.

Six Negative Feedback Loops. 130 millivolts input only required for full output. Frequency response 50,000 cycles. Negligible hum and distortion. For A.C. mains input 200/230/250 v. 50 c/s.

COMPLETE Kit of Parts 7 GNS. (carriage 7/6).

Supplied, assembled and tested for 45/- extra. Cover as for A4 amplifier 17/6 extra if required. H.P. TERMS on assembled units. Deposit 23/6 and 9 monthly payments 21/-.

FOUR-STAGE RADIO FEEDER UNIT

Design of a HIGH FIDELITY L. and M. wave T.R.F. Unit with self-contained heater supply and thorough H.T. decoupling. Only 250-400 v. 15-20 mA. H.T. required from main amplifier. Three valves and Low Distortion Germanium Diode Detector. Flat topped response characteristic. Loaded H.F. coils. Two variable Mu controlled H.F. stages, 3 gang condenser tuning. Cathode follower output stage. Switch position for Gram. and Gram. input and output sockets. Performance comparable with the best in Feeder Units. For A.C. mains 200-230-250 v. operation. Size 11-6-7 1/2 in. Illustration, full set of easy-to-follow wiring diagrams and instructions and individually priced parts list 2/6. This unit can be built for only £3/15/-, including Dial and Drive Knobs and every item required.

W.B. "STENTORIAN" HIGH FIDELITY P.M. SPEAKERS. HF1012, 10 watts, 15 ohm (or 3 ohm) speech coil. Where a really good quality speaker at a low price is required we highly recommend this unit with an amazing performance. £4/2/9.

Radio Supply Co. (LEEDS) LTD.

32 THE GALLS. — LEEDS. 2.

Terms C.W.O. or C.O.D. No C.O.D. under £1. Postage 1/- extra under 10/-, 1/6 extra under £2, 2/6 extra under £3. Full Price List 6d. Trade List 5d. Open to Callers: 9 a.m. to 5.30 p.m. Saturday until 1 p.m.

CLYNE RADIO LTD.

18, TOTTENHAM COURT ROAD, LONDON, W.1.

MUSEUM 5929/0095.

(50 yards only from Tottenham Court Road Tube D)

All post orders please to:— 24-26, HAMPSTEAD ROAD, LONDON, N.W.1.

EUSTON 5533/4/5.

F.M.!! (Frequency Modulation)

THE GRADIENT
F.M. TUNER. F.M.T.4



Introducing our latest F.M. Tuner. Of advanced design employing new technique. *Tuned resonator R.F. Stage. *Ultra-stable co-axial oscillator. *High sensitivity. *Gorier I.F.T.'s and discriminator.

This tuner is completely stable with no warm-up drift. Easy to construct and align. The ready-drilled chassis not only includes dial and drive assembly complete, with tuning condenser, but volume control ready mounted. Attractively finished in bronze, black and gold, dial ready calibrated in megacycles. Front panel measures 8 1/2 in. x 5 in., dial 5 1/2 in. x 1 1/2 in., chassis 7 1/2 in. x 4 1/2 in. x 1 1/2 in. Valve line-up is 4-6AM6 or equivalent. Illustrated comprehensive instruction booklet with individually priced component list 1/6 post free. Or, the kit complete right down to the last nut and bolt £6/19/6, plus 2/6 P. & P.

U.S.A. PACKARD-BELL PRE-AMPLIFIER. Incorporating valves. 6SL7GT, 28D7GT, relay-plugs, sockets, condensers, etc. Brand new, with instruction booklet, 12/6 only.

TRANSFORMER BARGAINS! Limited quantities. Manufacturers' Surplus 350-0-350, 80 mA., 6.3 v. 3 a., 5 v. 2 a. Half shielded, drop-through, 14/6 only, plus 1/6 P. & P. 110/210/240 v. Input. 350-0-350, 120 mA., 6.3 v. 6 A., 6.3 v. 1.5 A., 5 v. 3 A., tropicalised drop-through type, 21/- only, plus 2/6 P. & P. 110/210/240 v. Input. 250-0-250 120 mA., 6.3 v. 4 A., 5 v. 2 A. Upright mounting, 21/- plus 2/6 P. & P. 230 v. Input, 300-0-300 80 mA., 6.3 v. 3 A., 4 v. 2 A. Tropicalised drop-through type, 9/6 only, plus 1/6 P. & P. Input 110/230 v. Auto load 230 v. 750 mA., 350-0-350 130 mA. Tapped filament winding 6 v. 3 A., 15 v. A., 21.5 v., 6 A., also 5 v., 2 A. Tropicalised drop-through type, 21/- plus 2/6 P. & P. 270-0-270, 100 mA. 6.3 v. 3 a., 5 v. 2 a., 200/250 v. Input universal mounting 16/6, plus 1/6 P. & P.

L.T. TRANSFORMER. Manufacturer's surplus. Input 180/200/220/250 v. Output 6 v. 2 a. and 6 v. 6 a., 15/- only, plus 1/6 P. & P.

TELESCOPIC AERIAL MAST. Extra-R.F. dingly transmitter mast. Total length when extended, 17ft. Collapses into two sections each approx. 24in. Complete with dials and lashings, lightweight duralumin construction, dia. at thickest point, 1 1/2 in. approx., tapering to 3/4 in. New condition, 32/6, plus 2/- post and packing.

EX-W.D. CATHODE RAY TUBES. Guaranteed full picture, VCR97 at 40/-, VCR517C at 35/-. Also VCR139A—ideal for oscilloscope 24in. screen at 35/-. We also have VCR97 with slight cut-off very suitable for oscilloscope, testing purposes, etc., at 15/- only. All these tubes are brand new, in original packing, and tested before despatch. Please add 2/6 packing and carriage for any of the above tubes.

TRANSISTORS. Mullard Type OC71 available from stock, 40/- post free.

AMERICAN INDICATOR UNIT TYPE BC929A. Brand new incorporating 3in. tube 3BP1, with mu-metal shield 2-65N7GT, 2-6HG6T, 6X5G, 2X2, 6CG6, 9 potentiometers 24 v. aerial switch motor, transformer and 21 most of small components. The whole unit which measures only 8 1/2 in. x 8 1/2 in. x 1 1/2 in. is brand new, enclosed in black crackle box, and can be supplied at 65/-, plus 5/- P. & P.

We are pleased to announce our complete Kit for the "Denoc" F.M. Feeder Unit. This unit provides an A.F. output suitable for feeding into the audio section of a standard broadcast receiver where triode/pentode output are available. Within an average of 30 miles from a V.H.F. transmitter one I.F. stage should be adequate, but our complete Kit supplied includes all components and valves for an extra I.F. stage if necessary, or if the unit is used at greater distances. Full Constructional details, theoretical circuit and point-to-point wiring diagram can be supplied for 1/6 post free, or the complete Kit right down to the last nut and bolt at only £6/7/6, plus 2/6 packing and postage. This unit can be supplied, if desired, ready assembled, aligned and tested, at £8/10/-, plus 2/6 packing and postage. If required we shall be pleased to align this unit for constructors not possessing the necessary equipment for a charge of 7/6. N.B.—Valve line-up is 6AM6, 12A11B, 2-6BA6 and 6AL5. Chassis measures only 6 1/2 x 5 1/2 x 1 1/2 in. Demonstrations at 18 Tottenham Court Road!

The Jason F.M. Tuner Kit!



This kit has been based on the booklet by Data Publications, price 2/- post free. With each booklet is enclosed our individually priced parts list. The construction and alignment of this tuner are no more difficult than a normal medium wave tuner. It is highly sensitive and free from drift. Incorporates 4 valves type 6AM6 and 2 specially graded G.E.C. Crystals. The kit supplied includes drilled chassis with tuning condenser, scale calibrated in megacycles, and attractive bronze stove enamelled front plate already mounted (as illustrated) front plate size 8in. x in., chassis size 7in. x 4 1/2 in. x 1 1/2 in.

N.B.—The standard model is at present operating satisfactorily up to 80 miles from Wrotham. Our price for the complete standard kit is £6/15/- only! Plus 2/6 p. & p. Fringe area model including extra valve, coil, etc. (results could be expected up to 150 miles from Wrotham!) is £7/15/-, plus 2/6 p. & p. The Standard Model Tuner can be supplied ready built, aligned, tested and manufactured by the Jason Motor and Electronic Company at a price of £15/17/-, purchase tax paid.

N.B.—THESE TUNERS ARE BEING DEMONSTRATED AT 18 TOTTENHAM COURT ROAD.

F.M. AERIALS. Indoor two-element type by Lumck. Brand new 11/6 each only, plus 2/- postage and packing. Other types available.

F.M. POWER PACK KIT.—We can now supply complete kit for power pack suitable for either of the above F.M. tuners or any other similar type. Price for the complete kit is 37/6 only, or 52/6 for ready assembled unit. This pack is extremely small incorporating valve rectifier type 6X4 and built on chassis size only 6in. x 4in. x 1 1/2 in. Optional extra for power pack, Bulgis Octal Plug 2/3.

METERS				Price
F.S.D.	Size	Type	Fitting	
50 microamp	D.C. 2 1/2 in.	M.C.	R.P.	50/-
50 microamp	D.C. 2 1/2 in.	M.C.	F.R.	65/-
100 microamp	D.C. 2 1/2 in.	M.C.	F.R.	45/-
500 microamp	D.C. 2 1/2 in.	M.C.	F.R.	18/6
1 mA.	D.C. 2 1/2 in.	M.C.	F.R.	17/6
1 mA.	D.C. 2 1/2 in.	M.C.	F.Sq.	22/6
1 mA.	D.C. 2 1/2 in.	M.C.	F.R.	27/6
5 mA.	D.C. 2 1/2 in.	M.C.	Desk Type	30/-
50 mA.	D.C. 2 1/2 in.	M.C.	F. Sq.	7/6
150 mA.	D.C. 2 1/2 in.	M.C.	F. Sq.	8/6
200 mA.	D.C. 2 1/2 in.	M.C.	F. Sq.	7/6
5 amp.	R.F. 2 1/2 in.	Thermo	R.P.	10/-
1 amp.	R.F. 2 1/2 in.	M.C.	F. Sq.	6/6
20-0-20 amp.	D.C. 2 1/2 in.	M.C.	F. Sq.	10/-
150 amp.	A.C. 4 in.	M.I.	R.P.	7/6
1 amp.	R.F. 2 1/2 in.	Thermo	R.P.	45/-
3 amp.	R.F. 2 1/2 in.	Thermo	F. Sq.	7/6
5 amp.	D.C. 2 1/2 in.	M.C.	F. Sq.	6/-
6 amp.	R.F. 2 1/2 in.	M.C.	Thermo F.R.	13/6
20 amp.	D.C. 2 in.	—	R.P. (with shunt)	7/6
25 amp.	D.C. 2 1/2 in.	M.I.	F.R.	10/6
30 amp.	D.C. 2 1/2 in.	M.I.	F.R.	6/6
15 volt.	A.C. 2 1/2 in.	M.I.	F.R.	12/6
20 volt. (5 mA.)	D.C. 2 in.	M.C.	F. Sq.	10/-
15-0-15 volt.	D.C. 2 1/2 in.	M.C.	F. Sq.	7/6
300 volt.	A.C. 2 1/2 in.	M.C.	F.R.	17/6
			F.R.	35/-

SPECIAL U.S.A. 0-1 mA. 2 1/2 in. taken from equipment but perfect. 22/6 each. R.P. = Round Projection. M.C. = Moving Coil. Thermo = Thermo-coupled. F. Sq. = Flush Square. F.R. = Flush Round. M.I. = Moving Iron. **METER RECTIFIERS.** 1 mA. by G.E.C. at 8/6, also 5 mA. by G.E.C. at 8/6.

HIRE PURCHASE
We are pleased to announce advantageous hire purchase facilities on any single item over £5. Ask for details, mentioning what you are interested in. We regret we cannot extend this facility to kits.

RI155A RECEIVERS guaranteed serviceable in original packing cases. £7/19/6. Fully assembled Power Pack and output stage, to plug straight into RI155 for A.C. 200/250 volts at 79/6. A few brand new RI155A at £11/19/6, also in original packing cases—Deduct 10/- if purchasing either receiver together with power pack. Plus 10/- packing and carriage.

RI24 RECEIVER UNIT. Coverage 30-40 Mc/s. including 6 valves—3 type 9D2, 1 each 8D2, 15D2 and 4D1—6 valve screening cans, 24 ceramic trimmers, 6 ceramic valve holders, resistors, condensers, I.F.T.'s coils, etc. In very good condition, a bargain at 16/6 each only, plus 3/6 packing and postage.

RECEIVER TYPE 25/73. (The receiver section of TR1196). Supplied complete with full data for conversion to 3-wave-superhet receiver. Unit is complete with 6 valves 2-EF39, 2-EF36, FK32 and EBC33, also standard I.F.T.'s 465 Kc/s. Price 27/6 plus 2/6 P. & P.

TR1196 TRANSMITTER PORTION. We can also supply the transmitter portion of the above receiver incorporating valves, EL32, EF50, CV501, Type 600 relay transformer, coils, switches, etc. Limited quantity at 12/6 only, plus 2/6 P. & P.

CRYSTAL MIKE INSERTS. Brand new by Cosmocord. Price 7/6 each only. Post free.

22 SET POWER UNITS NO. 4MK1 ZA10478. Complete with 4 metal rectifiers, 250 v., 60 mA., 2-12 v., 4 pin Mallory Vibrators, transformers, condensers, resistors, signal 1 amp. indicator, etc., etc., in good condition. Complete in metal box size 10 1/2 in. x 6 in. x 8 in. Weight 9 1/2 lb., 27/6, plus 5/- P. & P.

L.T. RECTIFIERS. New, well manufactured range guaranteed 12 months. 6 or 12 v. 1 a. F.W. bridge type... 7/6
6 or 12 v. 1.5 a. F.W. bridge type... 9/6
6 or 12 v. 2 a. F.W. bridge type... 11/3
6 or 12 v. 2.5 a. F.W. bridge type... 12/6
6 or 12 v. 4 a. F.W. bridge type... 15/6
6 or 12 v. 6 a. F.W. bridge type... 30/-

CHARGER TRANSFORMERS. Input 230 v. 6/12 v. 1 a. ... 9/9
2/6/12 v. 2 a. ... 14/6
2/6/12 v. 4 a. ... 17/6

METER SPECIAL! We have a limited quantity of aircooled electrical thermometers. Brand new by Weston. 2in. moving coil meter, flush square fitting. These meters have a luminous scale graduated 40-140 degrees centigrade, but the scale deflection is approximately 150 microamps! Price 12/6 each only, plus 1/- P. & P.

VIBRATOR PACK. Brand new, by Mallory. 12 volt input, 150 v. 40 mA. output. Complete with synchronous vibrator. 27/6.

LIGHTWEIGHT PICKUPS. Complete with either standard or L.P. Crystal Cartridge Inserts. Complete with Rest and Tracking Instructions, 32/6 plus 1/6 P. & P. Also their very latest type as above, but in turn-over head. 47/6 only! Plus 1/6 P. & P.

6-VOLT VIBRATOR PACK. Ex-W.D. 6-volt input, output 140 v. 30 mA. Fully smoothed and rectified, incorporating 6-volt 6 v. 4 pin vibrator type NSB6. 10 1/2 in. x 6 1/2 in. x 5 1/2 in. Price 15/- plus 1/6 P. & P. New condition.

R.F. UNITS. All new condition and complete. Case size 9 1/2 in. x 7 1/2 in. x 5 in. Type 24, 20-30 Mc/s. 15/-, Switched Tuning. Type 25, 40-50 Mc/s. 19/6. Switched Tuning. Type 27, 65-86 Mc/s. 25/-. Variable Tuning. Type 26, 50-65 Mc/s. Variable Tuning 35/-. We have a limited supply of RF27 new condition and complete, but tuning dial damaged. Price only 30/- each. ALL these units Post Free.

I.F. TRANSFORMERS SPECIAL OFFER. All Iron-cored 465 Kc/s. By Invicta—Cylindrical 2 1/2 in. x 1 1/2 in. diam., 8/6 per. Also our own special ultra midjet size 1 1/2 in. x 1 1/2 in. x 1 1/2 in. Only 9/9 per. By Wearite, Type 501 and 502, 12/6 per. Type 551 and 552 12/6 per. M800 12/6 pair.

COIL PACKS. Manufacturers' Surplus. Miniature size, only 2 1/2 in. x 2 1/2 in. x 1 1/2 in. deep. Iron-cored. For L.M. and S.W. with gram. position. Switch has 2-inch spindle. Absolutely brand new, complete with circuit. Price only 25/-, plus 1/6 P. & P. A snip!

HEADPHONES. Brand new, ex-Govt., by S. G. Brown. Type CLR. Low resistance, 76 ohm pair. Type CHR high resistance, 12/6 per pair.

No. 38 TRANSMITTER/RECEIVER WALKIE-TALKIE. Range approx. 5 miles. Coverage 7.4-9 Mc/s. The set only complete with valves at 30/-, in very good condition.

Please add postage under £1. C.O.D. or Cash with order. C.O.D. charge extra—open 9 a.m. to 6 p.m. Monday to Friday. Sorry, but we close at 1.0 p.m. on Saturday.

THE R.C. 3/4 WATT AMPLIFIER KIT.

Just released! Compare the advantages! Trouble bass. AND middle tone controls!



For crystal or magnetic pick-up! A.C. 200/250 v. Valve line-up, 6V6GT, 6SG7, metal 6X5GT. Negative feedback. Built on stove enamelled steel chassis, measuring only 8in. x 4in. x 1 1/2in. Four engraved cream knobs are included in the price of the complete kit with all necessary practical and theoretical diagrams, at £4/5/- only, plus 2/6 packing and post, or Instruction Book, fully illustrated, for 1/-, post free! This amplifier can be fully assembled, tested, and ready for use at £5/5/-, plus p. and p. Hearing is believing!

The R.E.P. ONE-VALVE BATTERY RECEIVER KIT.

Simple one-valve all dry battery receiver for headphones, easily built in one evening. All required components including headphones, can be supplied at inclusive cost of 42/- plus 2/- p. and p. Operated by Ever-Ready B114 type battery available at 7/9. Full assembly details available separately at 9d. plus 3d. post.

T.S.L. ELECTROSTATIC LOUD-SPEAKERS!

A much-wanted need in High Fidelity reproduction! Model LSH75. Size only 3in. x 3in. x 1/2in. Weight 14oz. only. Capacity 800 pf. D.C. voltage 300 max. Tone frequency A.C. voltage, 60 volts max. effective. Test voltage at 50 cycles, 440 volts. Price only 12/6, plus 1/- p. and p. Model LSH100. Size 5in. x 4in. x 1/2in. Capacity 1100 pf. Response identical to LSH75. Weight 31oz. Price 21/-, plus 1/- p. and p. Fitting an electrostatic speaker to an ordinary loud-speaker system merely entails the use of two condensers and two resistors. These speakers have a high efficiency in the range of 5,000-20,000 cycles, and are a must for M.H. high quality recordings, and T.V. sound! Each speaker is supplied with full technical data, response curve, and wiring diagram.

COLLARO RC/54 PLAYER!

Just released! Fawn leatherette covered portable case incorporating every latest feature. Collaro 3-speed mixer-changer. Cream finish. Lightweight turn-over crystal pick-up head. Only £13/5/- cash, plus 5/- p. and p. complete. 65/- deposit plus p. and 12 monthly payments of 18/7.

PLAYING DESK!

Two-speed 33 and 78 r.p.m. player by famous manufacturer. Complete with turn-over crystal pick-up. Already mounted on platform, ready to use. £5/19/6 only, plus 5/- p. and p.

B.S.R. MONARCH.

The very latest cream 3-speed mixer-changer. Complete with turn-over crystal pick-up. Complete in original manufacturer's cartons, fully guaranteed. Price only £7/19/6. Buy now! Quantity at this price strictly limited.

RECORD PLAYER CABINETS.

Specially made to house any type of single record unit. Finished in dove-grey leatherette. Baseboard measures 14 1/2in. x 12 1/2in. Clearance above and below board 3in. 4 1/2in. plus 1/- p. and p. We can also supply equally attractive dove-grey cabinet to house any standard auto-changer at 69/6 plus 3/- p. and p. We carry a large selection of cabinets for all purposes. A stamp will bring illustrated cabinet leaflets.

VALVES

We have perhaps the most up-to-date valve stocks in the trade. A stamp will bring complete list but the following is a selection only of brand new imported valve types, fully guaranteed. Purchase Tax Paid.

EABC80	DAF96 10/6	PY80	10/6
10/-	DF96 10/6	PY81	10/6
EAF42 10/-	DK92 10/6	PY82	9/6
EB41 7/6	DK96 10/6	PY83	11/6
EB91 7/6	DL96 10/6	UBC41 10/6	
EBC41 10/-	or 39/6 per	UC42 11/6	
EBF80 11/6	set of four,	UC42 11/6	
ECC81 9/-	EL41 10/6	UF41 10/6	
ECC82 9/-	EL84 11/6	UL41 10/6	
ECC83 9/-	EM80 9/-	UY41 9/-	
ECC85 10/-	EY51	6AQ5	8/6
ECH42 11/6	(large) 11/-	6AT6	8/-
ECH81 11/6	EZ40 8/6	6AU6	9/6
FCL80 11/6	EZ80 8/6	6BA6	8/6
EF41 10/6	PCF80 12/6	6BE6	9/-
EF80 10/6	PCF82 12/6	6BW6	8/6
EF85 10/6	PCG84 12/6	6X4	7/6
EF86 12/6	PL81 13/6	6W4	
EF89 10/-	PL82 10/6	50B5	10/-
	PL83 11/6	50C5	10/-

In addition we naturally have all usual surplus types available such as 6V6GT, etc. All in our valve price list!



N.B. All our T.R.F. Kit circuits now include specially wound Denco "Max-Q" coils on polystyrene formers, improved performance! Price remains the same.

THE "ECONOMY FOUR" T.R.F. KIT

A three-valve plus metal rectifier receiver. A.C. mains 200/250 v. Medium and Long waves. We can supply all required components right down to the last nut and bolt. Valve line-up 6K7 6I7 and 6V6. Chassis ready drilled—Cabinet size 12in. long by 6in. high by 5in. deep—Choice of Ivory or brown Bakelite, or wooden, walnut finish cabinet. Complete instruction booklet with practical and theoretical diagrams. Each component brand new and tested prior to packing. Our price £5/10/- complete—Remember this set is being demonstrated at our shop premises! We proudly claim that our fully illustrated instruction booklet is the most comprehensive available for this type of receiver. Booklet available at 1/6 post free. This is allowed if kit is purchased later. Please. 2/6 packing and carriage for complete kit.

THE R.C. GRAM REPLACEMENT CHASSIS KIT

To meet the very great demand for this type of receiver, we have produced this unit. For Long, Medium and Short Waves. Valve line-up: 6K8 Frequency changer, 6K7, I.F. Amplifier, 6Q7 1st Audio Detector and A.V.C. 6V6 Output, 6X5 Full-wave rectifier. For A.C. mains 200/250 volts, 4 watts output. Excellent quality. Drilled chassis, complete with gram. Attractive illuminated black, red, green and gold dial for horizontal tuning. Four controls are: Tuning, L/M/S. Gram. Vol./on/off, Tone (variable). Chassis size: 13 1/2in. x 5 1/2in. x 2 in. Dial size: 10in. x 4 1/2in. Assembly is simplified by the use of a 3-waveband coil pack, and pre-aligned 465 Kc/s. I.F. transformers—high-grade drop-through half-shrouded Mains Transformer, with voltage adjuster panel. This chassis can easily be assembled in one evening. Illustrated pamphlet with full assembly instructions, practical and theoretical wiring diagrams and itemised price list, 1/6 post free. The main items for this receiver can be supplied separately, as under. Drilled chassis, complete with valve-holder, A/E panel, P/U panel, tuning condenser and ready-assembled dial and drive at 39/6. 3-waveband coil pack with gram position, 39/6, tax paid. Pair of 465 Kc/s. I.F. Transformers, 9/6 pair. Half shrouded drop-through Mains Transformer, 22/6. The total cost of ALL items purchased separately is nearly £10, but we shall be pleased to supply all the required components right down to the last nut and bolt at a special inclusive price of £8/8/-, plus 2/6 packing and postage. A set of four small brown and cream engraved knobs to suit is available at 1/2 each knob. This chassis is a professional job in every respect and can be seen and heard at our premises. This chassis can also be supplied, ready assembled in very limited quantities at £9/19/6, plus 5/- carriage and packing.

ARMSTRONG F.C.48.

The very latest high quality replacement chassis having provision for F.M. feeder unit, 8 valves, 4 wavebands. Independent bass and treble with unique thermometer visual indicator. Ready for use £23/18/6 plus 5/- package and postage or £5/18/- deposit and 12 monthly payments at 33/9. Illustrated leaflet available.

DULCI RADIO/RADIOGRAM CHASSIS.

All latest models including F.3 and F.3 push-pull are in stock. Cash or H.P. Ask for illustrated leaflet.

THE "TELETRON" BAND III CONVERTER KIT

This converter which is built around two valves type EF80 (Z719) is for use with most T.R.F. or Superhet band I Television receivers. Complete set of TELETRON coils only, with practical and theoretical wiring diagram 15/- post free. Chassis measuring 7in. x 3in. x 1 1/2in. ready drilled to specification, 3/9 plus 9d. packing and post. Alternatively construction details only with separate individually priced parts list, 6d. post paid. The complete kit as specified, including all the above, valves, etc., down to the last nut and bolt, can be supplied at 48/6 only, plus 2/- packing and post.



Power pack kit for above if required—complete price 22/6 only. N.B. We are demonstrating this converter at Tottenham Court Road.

THE "SUPERIOR" FOUR KIT.

Our new four-valve receiver. A.C. mains, 200/250 v. M. and Long waves. As with our very successful "Economy Four" all required components are supplied. Valve line-up: 2 6SG7, 6 X5GT and 6 V6GT. Chassis ready drilled. Cabinet size, 10 1/2 in. x 10in. wide. Maximum depth at base 5in. tapering to 3 1/2 in. at top. Sloping front. Very attractively finished in light walnut and peach. Each component brand new and tested prior to packing. Complete instruction booklet with practical and theoretical diagrams is provided. Booklet available at 1/6 post free. Our price for complete kit, £6/9/6! Please add 2/6 packing and carriage. If preferred, we can supply Cabinet Assembly only, comprising Cabinet and bracket wave-change switch, dial, pointer, drum pulleys, drive spindle, drive spring and knobs, at 45/-, plus 2/6 packing and carriage. N.B.—Our kits are even supplied with sufficient solder for the job.



Booklet available at 1/6 post free. This is allowed if kit is purchased later. Please. 2/6 packing and carriage for complete kit.

THE R.C. RAMBLER ALL-DRY PORTABLE KIT

Full assembly details with practical and theoretical diagrams can be supplied at 1/6 post free. This is a truly professional 4-valve superhet—all dry—for medium and long waves. A cream plastic top panel, with dial engraved in red and green, adds to the very imposing appearance of this model which is housed in an attractive cream and grey leatherette covered attache-case type cabinet, measuring only 9in. x 7in. x 5 1/2in. Weight less batteries 4 1/2lb. with batteries 6 1/2lb. This set really has everything! Built-in frame aerial, high quality, extremely sensitive, and very adequate volume from the 5in. speaker. Valve line-up: 3V4, 1R5, 1S5, 1T4. Also the required components, exactly as specified, including cabinet, can be supplied from stock at the special inclusive price of £7/7/-, plus 2/6 p. and p. (less batteries). Uses Ever-Ready 90 v. H.T. type B126 at 9/3. Also L.T. 1.5 v. A.D. 35 at 1/4.



RAMBLER MAINS UNIT! At last we are able to offer our special mains unit kit for using our popular all-dry "Rambler" on A.C. Mains. Complete kit, which when assembled fits snugly into battery compartment, can be supplied at 47/6, plus 1/6 packing and postage. Price includes all required components, and full assembly instructions. N.B.—This unit is completely self-contained in a metal box measuring 7in. x 2 1/2in. x 1 1/2in. and is ideally suitable for ANY all-dry battery portable requiring 90 v. H.T. and 1.5 v. L.T.



SUPER-QUALITY 6-VALVE RADIOGRAM CHASSIS

Very limited quantity by Britain's leading quality manufacturers, 3 waveband, superhet, valve line-up, 6V6G, E240, ECH42, L63, EF41, and EBC41. Combined pick-up amplifier and A.F. amplifier on Radio and Gram. Employs a special circuit for gramophone pre-amplification. Large glass dial horizontal tuning measuring 11in. x 3 1/2in. Chassis measurement: 14 1/2 x 9 x 8in. This is a superior chassis designed to sell originally in a Radiogram costing £79. Our price is £12/19/6 only, tax paid, plus 5/- packing and carriage. We will gladly demonstrate this chassis or any other working item from our stocks, to personal callers!



REGAL. A well-made cabinet in medium coloured walnut veneer. Size 25 1/2 x 14 1/2 x 29 1/2 in. Unit motor-board measures 25 1/2 x 13 1/2 in. Record or tape storage aperture along side motor-board measures 3 1/2 in. deep x 12 in. wide. Price £9/19/6 plus 10/- p. and p. H.P. terms available.

CLYNE RADIO LTD.
18, Tottenham Court Road, London, W.1.

MAINS TRANSFORMERS

Primary, 200-250 v. P. & P. 2/-
300-0-300, 100 mA. 6 v. 3 amp.
5 v. 2 amp., 22/6.

Semi-shrouded, drop-through 380-0-380 v., 120 mA., 6.3 v. 4 amp., 5 v. 2.5 amp., 22/6.

Drop thro' 350-0-350 v. 70 mA. 6 v. 2.5 amp., 5 v. 2 amp., 14/6.

Chassis mounting or drop-thro'. Pri. 110-250 v. Sec. 350-0-350, 250 mA. 6.3 v. 7 amp., 6.3 v. 0.5 amp., 5 v. O.T., 0.5 amp. 4 v. 4 amp. P. & P. 3/6. 32/6.

Chassis mounted and fully shrouded, 80 mA., 6 v. 3 amp., 5 v. 2 amp., 14/6.

250-0-250 80 mA., 6 v. 4 amp., 14/-.

Drop thro' 270-0-270, 80 mA. 6 v. 3 amp., 4 v. 1.5 amp., 13/6.

Drop thro' 270-0-270 60 mA., 6 v. 3 amp., 11/6.

250 v. 350 mA. 6.3 v. 4 a., twice 2 v. 2 a., 13/6.

Auto-trans. Output 200/250 H.T. 500 v. 250 mA., 6 v. 4 a., twice, 2 v. 2 a., 19/6.

Auto-trans. Input 200/250 H.T. 350 v. 350 mA. Separate L.T. 6.3 v. 7 a., 6.3 v. 11 amp., 5 v. 3 amp., 25/- P. & P. 3/-.

Pri. 200 v. Sec. 500-0-500 and 500-0-500 250 mA., both windings. 4 v. 3 amp. 4 v. 3 amp., 39/6. P. & P. 5/-.

Mains Transformer, fully impregnated. Input 210, 220, 230, 240. Sec. 350-0-350 100 mA., with separate heater transformer. Pri. 210, 220, 230, 240. Sec. 6.3 v. 2 amp., 6.3 v. 3 amp., 4 v. 6 amp. and 5 v. 2 amp., 30/- P. & P. 5/-.

350-0-350 75 mA. 6.3 v. 3 a. tap 4 v. 6.3 v. 1 a., 13/6.

500-0-500 125 mA. 4 v. C.T. 4 a., 4 v. C.T. 4 a., 4 v. C.T. 2.5 a., 27/6.

500-0-500 250 mA. 4 v. C.T. 4 a., 4 v. C.T. 6 a., 4 v. C.T. 4 a., 39/6.

6in. M.E. Speaker, 1,000 ohm field, 15/-.

R. & T.V. energised 6in. speaker with O.P. trans. field coil. 175 ohms 9/6. P. & P. 2/6.

R. & A. 6in. M.E. speaker, with O.P. trans. field 440 ohms, 10/6. P. & P. 2/6.

Volume Controls. Long spindle less switch, 50K, 500K, 1 meg., 2/6 each. P. & P. 3d. each.

Volume Controls. Long spindle and switch, 1, 1/2 and 2 meg., 4/- each. 10K and 50K, 3/6 each. 1 and 1 meg. long spindle double pole switch, miniature, 5/- P. & P. 3d. each.

Trimmers, 5-40 pf., 5d. 10-110, 10-250, 10-450 pf., 10d.

Twin-Gang, 0005 Tuning Condenser, 5/- with trimmers, 7/6.

Twin Gang 0005, with feet, size 3 1/2 x 3 1/2 in., 6/6.

3-gang 0005, with feet, size 4 1/2 x 3 1/2 in., 7/6.

T.V. Coils, moulded former, iron-cored wound for re-winding purposes only. All-can 1 1/2 in., 1/- each, 2 iron-core All-can 2 1/2 in., 1/6 each. The above coil formers are suitable for the "Wireless World" F.M. tuner.

Used Metal Rectifier, 250 v. 150 mA., 6/8. Metal Rectifier, 230 v. 45 mA., 6/-.

Metal Rectifier RM2, 125 v. 100 mA., 3/6.

OUTPUT TRANSFORMERS. Standard type 5,000 ohms imp., 4/8; 42-1 with extra feed-back windings, 4/8. Miniature 42-1, 2/3. Multi-ratio 3,500, 7,000 and 14,000, 5/6. 10-watt push-pull, 6/6 matching, 7/6. 90-1 3 ohm speech coil, 6/6.

STANDARD WAVE-CHANGE SWITCHES. 4-pole 3-way, 1/8; 5-pole 3-way, 1/8; 3-pole, 3-way, 1/8; 9-pole 3-way, 3/8; Miniature type, long spindle 3-pole 4-way, 4-pole 3-way and 4-pole 2-way, 2/6 each. 2-pole 11-way, twin-water, 5/-; 2-pole 12-way single water, 5/- P. & P. 3d.

SPECIAL OFFER. VERY LIMITED QUANTITY. 7-VALVE PUSH-PULL A.C. MAINS 200/250V. RADIOGRAM CHASSIS

3 wave band, coverage short wave 16-50m, medium wave 187-550m, long wave 900-2,000m, 4 controls, volume control on-off, tone control, tuning and wave change with gram position. Valve line up X78, W277, two DH77's, two EL 41's and E230. Output 7 watts. Size of chassis 16in. x 7in. x 2 1/2in. Size of scale 12in. x 4in. Overall height including back plate 7 1/2in. BRAND NEW. Fully guaranteed. P. & P. 7/6. £9/18/6.



gain unit, ideal for fringe areas. Can also be used as EM TUNER. Frequency coverage 100 Mc/s. IF 10.7 Mc/s. Size 9in. wide, 6 1/2in. deep, 4in. high, 9in. scale, width, including over 10.7 Mc/s IF's to suit above, 4/6 each.

T.V. CONVERTER for the new commercial stations, complete with 2 valves. Frequency can be set to any channel within the 186-196 Mc/s band. I.F. will work into any existing T.V. receiver between 42-68 Mc/s. Input arranged for 80 ohm feeder, EF80 as RF amplifier, ECC81 as local oscillator and mixer. The gain of the first stage, R.F. amplifier 10DB. Required power supply of 200 D.C. at 25 mA., 6.3 v. A.C. at 0.6 amp. Input filter ensuring freedom from unwanted signals. Simple adjustments only, no instruments required for trimming. Will work into any T.R.F. or superhet. Size 4 1/2 x 2 1/2 in. P. & P. 2/6. £2/19/6. Double wound mains transformer, 200/250 v. metal rectifier, and smoothing condenser to suit above, 18/6.

R.F. E.H.T. OSCILLATOR COIL. 6-9 KV with EY51 rectifier winding, and circuit diagram, 15/-.

As above but complete with 6V8, EY51 and associated resistors and condensers. Circuit diagram, 37/6. The above unit completely built and tested in metal box, size 5 x 5 x 4 1/2 in., 42/6. P. & P. 3/-.

PLASTIC CABINET, as illustrated, 11 1/2 in. x 9 1/2 in. x 5 1/2 in. In Walnut and Cream, also in polished Walnut complete with T.R.F. chassis, 2 waveband scale, station names, new wave-band, back-plate, drum, pointer, spring, drive spindle, 3 knobs and back, 22/6. P. & P. 3/6. AS ABOVE, with superhet chassis, 23/6. P. & P. 3/6. Either of the above items complete with 5in. P.M. speaker and 100 ohm resistor, 17/6 extra.

Used metal rectifier, 230 v. 60 mA., 3/6; gang with trimmers, 6/6; M. and L.T.R.F. coils, 5/-; 3 obsolete ex-Govt. valves, 3 v/h and circuit, 4/6; heater, trans., 6/-; volume control with switch, 3/6; wave-change switch, 2/-; 32 x 32 mfd., 4/-; bias condenser, 1/-; resistor kit, 2/-; condenser kit, 4/-.

Used A.C. mains 200/250 volts, 4 valve plus metal rectifier, medium wave superhet in polished walnut cabinet, size 14 x 9 1/2 x 7 1/2 in., complete with valves 6K8, 6K7, 6Q7 and 6F6. 64 P.M. speaker. Fully guaranteed. P. & P. 7/6. £3/15/-.

P.M. SPEAKERS. 6in. closed field, 18/6. 8in. closed field, 20/6. 10in. closed field, 25/- 3 1/2 in., 16/6. P. & P. on each 2/-.

EXTENSION SPEAKER in polished walnut, complete with 8in. P.M. P. & P. 3/- 24/6.

B.S.R. MONARCH three speed automatic crystal, current model, Brand new. Will take 7in., 10in. or 12in. records mixed. Turnover original head. Cream finish. A.C. Mains 200/250. £7/15/- P. & P. 3/-.

1,200ft. High Impedance Recording Tape on aluminium spool, 12/6 post paid.

GUN one-sixth h.p. A.C. 220/230 v. by Brook Motors. Reversible for continuous running. £2/10/6. Post and pkg. 7/6 extra.

Radiogram Chassis, 5 valve A.C./D.C. 3 wave-band superhet 195/225 v. 10-49, 200-550 and 1,000-2,000 metres, I.F. 470 Kc. size of chassis 13 x 6 1/2 x 2 1/2 in., size of scale 7 1/2 x 3 1/2 in. Valve line-up 10C1, 10F9, 10L1D11, U404 and 10P14. Twin mains filter input, 2 dial lights and 5in. P.M. £8/17/6. P. & P. 5/-.

SPECIAL OFFER 8in. P.M. speakers, removed from chassis, fully guaranteed. All by famous manufacturers. P. & P. 1/6. 12/6.

CONSTRUCTOR'S PARCEL, medium and long wave A.C. mains 230/250 2-valve plus metal rectifier, comprising chassis 10 1/2 x 4 1/2 in., 2 wave-band scale, tuning condenser, wave-change switch, volume control, heater trans., metal rectifier, 2 valves and v/holders, smoothing and bias condensers, resistors and small condensers, and medium and long wave coil, list wound, 22/6. P. & P. 2/6 extra. Circuit and point-to-point, 1/6.

CONSTRUCTOR'S PARCEL, comprising chassis 12 1/2 x 8 1/2 in., cad. plated, 18 gauge, v/h, I.F. and trans. cut-outs, back-plate, 2 supporting brackets, 3 wave-band scale, new wavelength stations names. Size of scale 11 1/2 x 4 1/2 in., drive, sp., drum, 2 pulleys, pointer, 2 bulb holders, 5 max. I.O. v/h., 4 knobs and pair of 465 I.F.s, twin gang, 16 x 16 mfd. 350 wkg., mains trans. 250-0-250 60 mA. 6.3 v., 2 v. 2 amp. and 6in. M.E. speaker with O.P. trans., 39/6. P. & P. 3/6.

CR100 Coil packs in first-class condition less oscillator section, complete with 4-gang tuning condenser, 19/6. P. & P. 3/6.

CR100 465 Kc. I.F.s. types 3, 4 and 5 and F.B.O., new condition, 7/6 each. 465 Kc. Xtal for CR100, 12/6.

4-gang tuning condenser for CR100, 9/6.

POLISHING ATTACHMENT for electric drills. Quarter inch spindle, chromium plated 5in. brush, 3 polishing cloths and one sheepskin mop mounted on a 3in. rubber cap. Post and pkg. 1/8. 12/6. Spare sheepskin mops, 2/6 each.

POTATO AND VEGETABLE PEELER. By famous manufacturer. To suit models A200 and A700. Capacity 4 1/2 lb. complete with water pump. All aluminium construction, white stainless-steel finish. Originally intended for adaptation on an electric food-mixer, can be easily converted for hand operation. 39/6. P. & P. 3/-.

40-WATT FLUORESCENT KIT, A.C. mains 230/240. Comprising choke, power-factor condenser, 2 tube holders, starter and starter-holder. P. & P. 3/- 17/6.

20-WATT A.C. or D.C. 200/250 v. FLUORESCENT KIT comprising trough in white stone enamel finish, two tube holders, starter and holder and barretter. Post and packing 1/6. 12/6.

Mains Droppers. 0.3 amp., 460 ohm tapped 280 and 410, 1/6; 1.2 amp., 0.3 amp., tapped at 100 ohm. 1/8; 0.3 amp., 350 ohms, tapped 240 and 825, 2/6; 0.2 amp., 1,000 ohms vitreous, tapped, 2/6; vitreous, 0.3 amp., 700 tapped 680, 640, 600, 3/6. P. & P. on each 3d.

T.V. Width Controls, 3/6.

PERSONAL SHOPPERS ONLY. 9in. Enlarger, 17/6; 18in., 27/6.

Germanium Crystal Diode, 1/8, post paid. Used 9in. Tube with ion burn. 17/6. Post paid.

Line O.P. Transformer in aluminium can mounted in rubber, 12/6.

Speaker Matching Unit on aluminium chassis, 3-16 ohms reversible, 12/6.

Line and E.H.T. Transformer, 14 Kv., using ferrocart core, complete with line and width control, and corona shields U37 rectifier winding, 35/-.

Line and E.H.T. Transformer, 9 Kv., using ferrocart core, complete with built-in line and width control. Mounted on small all-chassis. Overall size 4 1/2 x 1 1/2 in. EV51 rec. winding, 27/6.

Scan coils, low line tube impedance frame, complete with frame transformer to match above, 27/6. P. & P. 2/-.

Line and E.H.T. Transformer, 9 Kv. ferrocart core, EY31, heater winding, complete with scan coils and frame output transformer, and line and width control, 35/- P. & P. 3/-.

As above, but complete with line and frame blocking transformers, 5 Henry 250 mA. choke, 100 mfd. and 150 mfd. 250 wkg. 380 mA. A.C. ripple. £2/9/6. P. & P. 3/-.

Valve Holders, moulded octal Mazda and local, 7d. each. Paxolin, octal Mazda and local, 4d. each. Moulded BT6, B8A and B9A, 7d. each. BT6 moulded and B9A with screening can, 1/8 each.

32 mfd. 250 wkg. 2/-

16 x 24, 350 wkg. 4/-

4 mfd., 200 wkg. 1/3

16 x 8 mfd., 500 wkg. 4/6

16 x 16 mfd., 500 wkg. 5/9

16 x 16 mfd., 450 wkg. 3/9

32 x 32 mfd., 350 wkg. 4/-

25 mfd., 25 wkg. 11d.

250 mfd., 12 v. wkg. 1/-

16 mfd., 500 wkg., wire ends ... 3/3

8 mfd., 500 v. wkg., wire ends ... 2/6

8 mfd., 350 v. wkg., tag ends ... 1/8

50 mfd., 25 v. wkg., wire ends ... 1/9

100 mfd., 360 wkg. 4/-

100 mfd., 450 v. wkg., 280 mA. ... 3/11

150 mfd. 350 v. wkg., 280 mA. ... 4/6

A.C. ripple ... 7/6

16 x 16 mfd., 350 wkg. 3/3

50 mfd., 180 wkg. 1/9

65 mfd., 220 wkg. 1/6

8 mfd., 150 wkg. 1/6

60 x 100 mfd., 280 wkg. 7/6

50 mfd., 12 wkg. 11d.

50 mfd., 50 wkg. 1/9

Miniature wire ends moulded, 100 pf., 500 pf. and 500 ohm, each, 7d.

Combined I.F. mask and esentchcon in lightly tinted Perspex. New aspect design in brown. Fits on front of cabinet, 12/6. As above for 15in. tube, 17/6.

Frame Oscillator Blocking Trans. 4/6. Line On Blocking Trans. 4/6.

CHOKES: 2-20 Hen. 150 mA., 15/- P. & P. 3/-.

6 Hen. 275 mA., 15/- P. & P. 3/-.

100 Hen., 40 mA., 15/- P. & P. 3/-.

2 heavy 150 mA., 3/6; 250 mA. 10 heavy, 10/6; 5 heavy 250 mA., 60 ohms, 8/6.

Wide Anode P.M. Focus Units. Vernier adj. state tube, 15/-.

P.M. Focus Unit for Mullard tubes with vernier adjustment. P. & P. 2/- 15/-.

Energised Focus Coll. low resistance mounting bracket, 17/6.

Ion Traps for Mullard or English Electric tubes, 5/-, post paid, 5/6.

Stardard 465 Kc. Iron-cored I.F.s. 4 x 1 1/2 in. per pr. 7/6. Wearite standard, iron-cored, 465 Kc. I.F.s. 3 x 1 1/2 in. per pr. 9/6.

Iron-Cored 465 Kc. Whistle Filter, 2/6.

465 Kc. MIDGET I.F.s. Q-120 size 1 1/2 in. long, 1 1/2 in. wide, 1 1/2 in. deep by very famous manufacturer. Pre-aligned adjustable iron-dust cores, per pair, 12/6.

SIGNAL GENERATOR
Coverage 120 Kc/s-84 Mc/s,
A.C. Mains £4-19-6
200/250v.
or 34/- deposit, 3 ppts. of 25/-
P. & P. 4/- Extra

R. AND T.V. COMPONENTS (ACTON) LTD.
23 HIGH STREET, ACTON, LONDON, W.3
GOODS NOT DESPATCHED WHERE CUSTOMS DECLARATION IS APPLICABLE
Terms of Business: Cash with order. Despatch of goods within 3 days from receipt of order. Where post and packing charge is not stated please add 1/6 up to 10/-, 2/- up to £1, and 2/6 up to £2. All enquiries S.A.E., lists 5d. each.

PATTERN GENERATOR
Coverage 40 Mc/s-70 Mc/s,
A.C. Mains £3-19-6
200/250v.
or 29/- deposit, 3 ppts. of £1
P. & P. 4/- Extra



FOR VALVES—GUARANTEED NEW AND BOXED

Full list available 2d. stamp. Complete catalogue, 6d.

10C2	12/6	10P14	11/6	PCC84	12/6	TP26	9/-	VR53	6/6	6N7	7/-
10LD11	11/-	12AT7	9/-	PL81	13/6	U25	13/6	VR56	6/-	6SG7	7/6
12A6	6/9	12BE6	10/-	PP225	5/-	U403	10/-	VR65A	3/3	6SK7	6/3
12A7	11/6	12J5	6/-	PY82	10/6	UB41	9/-	VR91SYL	8/-	6SQ7	9/-
12A7	6/9	12K8	11/-	SP220	6/9	UF41	11/-	VR116	4/-	6U4GT	15/-
12A7	10/-	12S7	7/6	U22	8/-	VR21	3/-	VR136	7/-	6V8GT	6/6
12H6	5/-	12SK7	6/6	U403	13/6	VR55	7/6	VP23	8/-	6L7	7/6
12K7	9/-	12SX7	12/6	UU6	10/-	VR65	3/6	VT501	6/-	6L7	7/6
12S7	7/6	20P1	15/-	UCH42	11/-	VR91	6/-	VUI11	3/6	6L7	7/6
12S7	8/6	25U4GT	12/-	UY41	10/6	VR105/20	9/-	W61	8/-	6L7	7/6
12S7	8/6	25Z4G	9/-	VR54	2/-	VR123	6/6	Y63	9/-	6L7	7/6
12S7	8/6	25L6GT	8/6	VR57	8/-	VR150/30	9/-	OZ4	6/-	6L7	7/6
12S7	8/6	25Y5G	9/-	VR66	3/9	VT52	8/-	IA7	11/6	6L7	7/6
12S7	8/6	25Z6GT	8/6	VR92	2/-	VU64	8/6	ILD5	6/9	6L7	7/6
20D1	10/6	35Z4GT	8/6	EB41	11/-	W77	8/6	IS5	7/6	6L7	7/6
20L1	12/6	AC6/PEN	5/6	ECC31	8/6	X66	11/6	2X2	4/-	6L7	7/6
25Y5G	9/-	EA42	12/6	ECC80	11/6	VS70	3/6	KTW61	7/9	6L7	7/6
25Z5	9/-	EF80	11/6	EF42	13/6	VU39	8/9	LP220	6/9	6L7	7/6
35W4	10/-	ECH42	10/6	EL35	7/6	VU120A	3/-	N78	10/6	6L7	7/6
AC/P	6/9	EF41	10/6	EM34	11/6	X65	10/-	P215	5/-	6L7	7/6
DH73M	10/-	EL2	12/6	EY51	13/6	190A(B)	4/6	PEN220A	4/-	6L7	7/6
ECB41	11/-	EM80	11/-	EZ80	10/-	KT74	8/-	PCF82	12/6	6L7	7/6
ECH35	13/6	EL84	12/-	FW4/500	10/-	KTZ41	6/-	PL83	13/-	6L7	7/6
EF22	8/6	EZ41	11/-	HL2	5/6	MS/PEN	5/-	PY81	11/6	6L7	7/6
EF80	11/6	EY91	7/-	KL35	8/6	P41	9/-	SP22	6/-	6L7	7/6
EL	11/6	H30	5/-	KT66	10/6	PEN46	8/6	U10	9/-	6L7	7/6
EZ40	10/-	HP21C	6/9	KTW63	8/6	PCF80	12/6	U229	13/6	6L7	7/6
EL148	2/-	KT33C	10/6	MH4	5/6	PL82	11/6	U404	9/-	6L7	7/6
GZ32	12/6	IOF9	12/6	N709	12/-	PY80	10/-	UBC41	11/-	6L7	7/6
				PEN25	8/-	QP21	7/6	UL41	11/6	6L7	7/6

SPECIAL OFFERS—FOR ONE MONTH ONLY



B.S.R. MONARCH AUTOMATIC RECORD CHANGER
 These units will autochange on all three speeds, 7in., 10in. and 12in. They play MIXED 7in., 10in. and 12in. records. They have separate sapphire for L.P. and 78 r.p.m. which are moved into position by a simple switch. Minimum baseboard size required 14in. x 12in., with height above 4in. and height below baseboard 2 1/2in. A bulk purchase enables us to offer these **BRAND NEW UNITS** at this exceptional price. These units are beautifully finished in cream enamel with cream bakelite arm. **COMPLETE WITH FULL INSTRUCTIONS, £8/19/6.**

HEATER TRANSFORMERS

230 v. Input 2 volt .5 amp.	4/6
230 v. Input 2 volt 3.0 amp.	7/9
230 v. Input 4 volt 1.5 amp.	5/-
230 v. Input 4 volt 3.0 amp.	10/-
230 v. Input 5 volt 2.0 amp.	10/-
230 v. Input 6.3 volt .5 amp.	5/-
230 v. Input 6.3 volt 1.5 amp.	6/-
230 v. Input 6.3 volt 3.0 amp.	9/-
230 v. Input 12 volt .75 amp.	5/-

LOUDSPEAKER UNITS

R. & A. 10in. unit	25/6
Plessey 6 1/2in. lightweight unit	16/6
Lectrons 6 1/2in. with transformer	18/-
Truxov 6 1/2in. wafer type	20/-
Plessey 8in. lightweight unit	17/6
Mains energised 8in. unit, 1,000Ω	21/-
Mains energised 6 1/2in. unit, 800Ω	17/6
Lectrons 5in.	17/6
Plessey 12in. lightweight unit	37/6

MAINS TRANSFORMERS 3-WAY MOUNTING TYPE

MT1 Primary; 200-220-240 v. Secondaries; 250-0-250 v. 80 mA. 0.5 v. 4 amp., 0.5 v. 2 amp.	Both tapped at 4 v., 17/6 each.
MT2 Primary; 200-220-240 v. Secondaries; 350-0-350 v. 80 mA. 0.6-3 v. 4 amp., 0.6 v. 2 amp. Both tapped at 4 v., 17/6 each.	

- ★ Colvern CLR901 1000Ω 1/9.
- ★ Colvern CLR901 10,000Ω 1/9.
- ★ VCR97 Tubes picture tested, 20/- each, carriage 3/-.
- ★ Copper plated plug-in aerial rods, 12in. long, 4d. each.

- ★ BEC 64 x 120 MFD. 350 v. Standard can condenser, 3/6.
- ★ Radio spares DPDT slotted dolly toggle switches, 2/-.
- ★ 1lb. Cartons of 3 core solder, resin core, 6/6 reel.
- ★ IF transformers, 465 Kc/s. Slug tuned. Size 2 1/2in. x 1 1/2in. x 8/6 pair.

★ CONTROL KNOBS IN MODERN STYLING

Tastefully and clearly engraved in gold. Size A. Diameter 1 1/2in. Depth 1/2in. Size B. Diameter 1 1/2in. Depth 1/2in. These Mouldings are available in two colours: Walnut and Ivory. They are suitable for use with pin, splindles, and are simply and firmly held by means of a grub screw and locking nut. Prices: Type "A"—1/6 each. Type "B"—1/2 each. Plain Knobs can be supplied in either size or colour: Price 1/- each and 8d. each respectively. Inscriptions available: "RADIO," "Volume," "Vol/On-Off," "Wave-change," "Tuning," "S.M.L. Gram," "Radio-Gram," "Tone," "On-Off," "TELEVISION," "Contrast," "Brilliance," "Brilliance/On-Off," "Focus," "Brightness," "AMPLIFIER," "Trehle," "Bass" (plus any of those shown above). **TAPE RECORDER: "Record-Play."**



ALPHA 3 VALVE T.R.F. KIT

£5.10.0d.

- ★ Easy to Build.
 - ★ Valves 6J7, 6K7, 6V6GT plus metal rectifier. ★ Walnut cabinet.
- Full instructions, point to point wiring diagram. Circuit diagram, and full shopping list 1/-. All components may be purchased separately.

PENULT RECTIFIERS

K3/25, 5/8; K3/40, 7/6; K3/45, 8/2; K3/50, 8/8; K3/60, 9/8; K3/100, 14/8.	
---	--

HEATER TRANSFORMERS

230 v. Input 2 volt .5 amp.	4/6
230 v. Input 2 volt 3.0 amp.	7/9
230 v. Input 4 volt 1.5 amp.	5/-
230 v. Input 4 volt 3.0 amp.	10/-
230 v. Input 5 volt 2.0 amp.	10/-
230 v. Input 6.3 volt .5 amp.	5/-
230 v. Input 6.3 volt 1.5 amp.	6/-
230 v. Input 6.3 volt 3.0 amp.	9/-
230 v. Input 12 volt .75 amp.	5/-

CRYSTAL DIODES
 Plastic case, wire ends, 2 for 2/1.

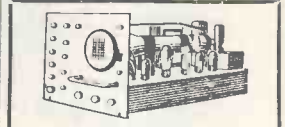
SENTERCEL RECTIFIERS

RM1, 3/9 ea.; RM2, 4/2 ea.; RM3, 5/- ea.; RM4, 16/- ea.	
---	--

CHASSIS
 Aluminium Undrilled with Reinforced Corners. Available in the following sizes

6in. x 4in. x 2 1/2in.	Each
8in. x 8in. x 2 1/2in.	4/6
10in. x 7in. x 2 1/2in.	6/3
12in. x 8in. x 2 1/2in.	7/3
14in. x 8in. x 2 1/2in.	8/6
16in. x 8in. x 2 1/2in.	9/6
12/- All are four sided—ideal for radio receivers—amplifiers—powerpacks, etc.	

Tubular Condenser .5 tufd. 500 v.	6d.
Taxley Switch 1 pole 8 way 1 1/2in. spindle	1/9
Arrow Toggle Slotted Dolly S.P.	1/9
Single Screened Cable, yard	6d.
Eric Mains Dropper 725 ohms. 7 1/2 tapped	1/6
Dublier Moulding Mica AP9.005	41d.
HP Pile Wound Coils	1/-
Vibrator Clips	5d.
International Octal Valve Holders Paxolin	41d.
Vitreous Enamelled Resistors 20 w., 5,000 ohms.	1/-
Dublier 2 Meg. SPS slotted spindle 2in.	3/9
Assorted Resistors, 100 for	20/-
Group tag Board. Any length per inch	3 1/2d.
CV 271 Relay Valve in holder	6/-
Condenser Clips. Assorted sizes per dozen	3/-
2 gang. 0.0035 condenser	5/-
3 gang. 0.005 condenser	7/-
12 v. 0.005 condenser	8/6
T.C.C. 10 mfd. 450 v. Wire ends	12/1
T.C.C. 24 mfd. 350 v. tag ends	2/6
Cydon Trimmers No. 28 2,500 pF	1/6
Paxolin Trimmers 100/50	6d.
Water Trimmers 250/250	6d.
Ceramic Trimmers 100/100	6d.
Ceramic Trimmers 80/400	6d.
B9G Ceramic Valve Holders	10d.
T.C.C. 100 mfd. 450 v.	4/-



AMERICAN INDICATOR UNIT TYPE BQ928A
 Brand new incorporating 3in. tube 3BP1 with mu-metal shield, 2-68N7GT, 3-68G7, 6X5G, 2X2, 60G0, 9 potentiometers, 24 v. aerial switch motor, transformer, and a host of small components. The whole unit which measures only 8 1/2in. x 8 1/2in. x 1 1/2in. is brand new enclosed in black crackle box, and can be supplied at 65/- plus 6/- P. & P.

PERSPEX EMPLOSION GUARDS
 Incorporating acetuchon and filter 12in. type 11/6 ea. 16in. type, 14/6 ea.

LOUDSPEAKERS

Goodman's 10in. unit	25/6
Elac 5in. unit	17/6
Goodman's 8in. unit	18/6
Goodman's 8in. unit with transformer	22/6

METAL RECTIFIERS

12 v. 1 amp., 1/6 ea.; 12 v. 1 amp., 4/8 ea.; 2 v. 1 amp., 3/- ea.; 250 v. 45 mA., 6/3 ea.; 250 v. 75 mA., 7/6 ea.; 300 v. 80 mA., 7/6 ea.	
--	--



5/6 VINCES CHAMBERS
 VICTORIA SQUARE
LEEDS I.

TERMS: Cash with order or C.O.D. Postage and Packing charges extra, as follows: Orders value 10/- add 9d.; 20/- add 1/-; 40/- add 1/6; £5 add 2/- unless otherwise stated. Minimum C.O.D. fee and postage 2/3.

MAIL ORDER ONLY



THE TWIN 20
This is a complete fluorescent lighting fitting. It has built-in ballast and starter—stove enamelled white and ready to work. It is an ideal unit for the kitchen, over the work-bench, and in similar locations. It uses two 20-watt tubes.

Price, complete less tubes, 29/6, or with two tubes, 39/6. Post and insurance 2/6. Extra 20-watt tubes, 7/6 each.

RECORD PLAYER FOR £4/10/-.



3-SPEED INDUCTION MOTOR

3-speed motor with metal turntable and rubber mat. Latest rim drive with speed selection by knob at the side. No auto stop, but there is a stop position on the selector. Small mod. makes speed variable for special effects and dance work.

HI-FI PICK-UP

Using famous Cosmocord HI-G turnover crystal. Separate sapphire for each speed. Neat bakelite case with simple adjuster for weight compensation.


SPECIAL SNIP OFFER THIS MONTH

The two units for £4/10/-, or 30/- deposit and four payments of 18/-, post and insurance, 5/-.



AMAZING MINI-RADIO

Uses high-efficiency coils—covers long and medium wavebands and fits into the neat white or brown bakelite cabinet—limited quantity only. All the parts, including cabinet, valves, in fact, everything, £4/5/-, plus 5/- post. Constructional data free with the parts, or available separately 1/6.



MULLARD AMPLIFIER "510"

A High Quality Amplifier designed by Mullard engineers. Robust high fidelity with a power output exceeding 10 watts and a harmonic distortion less than 4% at 10 watts. Its frequency response is extremely wide and level being almost flat from 10 to 20,000 C.P.S.—three controls are provided and the whole unit is very suitable for use with the Collaro Studio and most other good pick-ups. The price of the unit completely made up and ready to work is £12/10/-, plus 10/- carriage and insurance. Alternatively, if you wish to make up the unit yourself we shall be glad to supply the components separately. Send for the Mullard amplifier shopping list.

A WONDERFUL CHRISTMAS PRESENT

Non-Mains, absolutely safe

Children of all ages enjoy playing records and will be overjoyed to own the fine portable illustrated alongside. This uses the Garrard spring motor and a 2-valve battery amplifier. The case is in two-tone imitation crocodile/skai. Special price £7/19/6, carriage 7/6 extra.



THE ELPREQ ADDITA

MIDLANDS ADDITA NOW AVAILABLE



Our ADDITA Band III converter which is enjoying such a huge success in the South is now available for Midlands viewers who will have heard that test transmissions are about to commence. Please be advised and order early, price is as for London model.

BETTER THAN FROM FACTORY BUILT SET

Other constructors report better results from the converter than from factory-built Band III televisions. At Eastbourne, one of the latest models by a very famous maker would not receive the commercial signal on its own proper channel circuit despite trimming. However, with the ADDITA a reasonably clear and loud signal was received on Channel 1 without any adjustment.

ADDITA & T.R.F. TELEVISORS

Certain technicians have been of the opinion that our ADDITA would not be suitable for T.R.F. receivers. Full power transmissions seem to have disproved this theory, however, for we have heard from many viewers with the Vismaster and other T.R.F. sets that they are getting good results. For instance, in today's press we heard from Mr. L. Campling, of Tolworth, Surrey, as follows:—"I would like to inform you that I have tested one of your converters on both adapted Band I and on Band III aeriels. The reception was 100%. These tests were carried out on low power conditions and the aeriels were only about ten feet from ground level. The set was the home-made 'Electronic'."

AVAILABLE AS A KIT OR READY BUILT

The price of the complete kit to build the ADDITA including valves, ready wound coils, drilled and prepared chassis, handsome stove-enamelled case, in fact everything, including transfers to decorate the front and identify the controls is £4/5/- or £5/5/- if mains components are also required. Post and insurance is 2/6 in each case. Data is included free with the parts or available separately price 2/6. When ordering please state whether for Midlands or London area. Made up models for either area available price £7/10/-, plus 3/6 post and insurance.

"WIRELESS WORLD" BAND III CONVERTOR

One of the most successful circuits for Band III conversion was published in the "Wireless World," May 1954. We offer a complete kit of parts including the specified EP30 valves, wound coils, drilled chassis, in fact, everything including a copy of the circuit diagram. Price only 42/6, post 2/6 extra. Mains components, if required, 25/- extra.

BAND III AERIAL KIT

An interesting aerial. "The Polded V," was described in the July number of a T.V. magazine. We tried this and found it to be most efficient. It is simple to make. Kit comprises alloy elements and connectors, plastic centre piece and saddle for mounting. Price 8/6, plus 1/- post.

BAND III AERIALS



AERIALS

- 3-element array with swan-neck mast with "U" bolt clamp for fitting to existing masts from 1in. to 2in. dia. 41/6
- 3-element array with cranked mast and wall mounting bracket. 42/6
- 3-element array with cranked mast and chimney flashing equipment 65/-
- 5-element array with swan-neck mast and "U" bolt clamp for fitting existing mast from 1in. to 2in. dia. 52/6
- 5-element array with cranked mast and wall mounting bracket. 53/6
- 5-element array with cranked mast and chimney flashing equipment 67/-
- 8-element array with swan-neck mast and "U" bolt clamp for fitting to 1in. 2in. dia. mast 69/-
- 8-element array with cranked mast and chimney flashing equipment 83/6
- 8-element array with 1 1/2in. mast cap, 10ft. mast and heavy duty single chimney flashing equipment 134/-
- 10-element array with cranked mast and chimney flashing equipment 94/6
- 10-element array with 1 1/2in. mast cap, 10ft. mast and heavy duty single chimney flashing equipment 145/-
- 10-element array with 2in. mast cap, 12ft. mast and heavy duty double chimney flashing equipment 178/6



CABINETS FOR ALL

WE CARRY A VARYED STOCK PLEASE CALL

This one illustrated is the "E n press," it is undoubtedly a beautiful piece of furniture. It is elegantly veneered externally in figured walnut, internally in white sycamore. The radio section is raised to convenient level but is not drilled or cut. The lower deck acts as the motor base, again is cut, it measures 16 x 14 and has a clearance of 5in. from the lid. There is a compartment for the storage of recordings.

Overall dimensions of this essentially modern cabinet are 3ft. wide, 3ft. 5in. high, and 1ft. 4 1/2in. deep. Price £14/14/-, carriage and insurance 20/-.



THIS IS ON OFFER AT APPROX. HALF COST TO MAKE

An impressive costly looking cabinet originally designed for T.V. but simple modification makes the cabinet suitable for radio-gram, amplifier, tape recorder, or reflex speaker—size 23in. wide, 22in. deep and 37 1/2in. high. Limited quantity at £8/15/- each, carriage 12/6.



CORNER CONSOLE

A massive cabinet but being corner fitted is not out of place even in a modern small living room. Overall dimensions of this cabinet are 47in. wide x 31in. deep to corner x 60in. high. Made to house 15in. Television, Radio Unit, Amplifier, Tape Deck, etc. Originally £18. Our Price £10 plus 30/- carriage.



F.M. TUNER

This tuner is based upon the very successful circuit in the booklet published by Data Publications. We have made up models at all branches and will be glad to demonstrate. Cost of all parts including valves, prepared mast drives, wound coils and stove enamelled scale, slow motion drive pointer, tuning knob, in fact everything needed to make the complete unit, is £6/12/6. Data is included free with the parts or is available separately price 2/-.

THE INFRAJ MAJOR



This is a new type of overhead heater which in the main warms only the area within its radiant rays, and by so doing effects a very considerable saving of fuel. One user in fact claims that in his office he receives more benefit from The Infrac Major than from a standard radiator of the type costing three times as much to run.

Perhaps one of the best points about The Infrac Major is that its benefits are felt immediately, there is no warm-up period. It is essentially a personal type of heater, having its controls within easy reach of the operative. The controls give four variations of heat and "off". At maximum heat the unit consumes 1 kW., which means that overall cost of heating can be controlled at 1d. per hour per operative (based on the average cost of electricity, 1d. per unit).

The Infrac Major is of particular use—

- (a) In large rooms, warehouses, lofts, machine shops, etc., where the cost of heating the whole room to a comfortable level would be too great.
- (b) In airy rooms, garages, even in the open where ordinary heating is almost impossible.
- (c) In rooms which in the main have to be kept cool, e.g., food storage chambers, beer cellars, etc.
- (d) For cubicle heating particularly in hospitals and clinics where spasmodic but immediate heating is required.
- (e) In any situation where local heating is required occasionally but quickly.
- (f) In the sick bay, over the emergency couch, where immediate radiant heat is required in cases of shock.

The unit has its uses in production for warming, drying, processing, etc. One special use being for warming through a glass screen, where for some reason or another the substance cannot be warmed in free atmosphere.

Price is £6/10/-, plus carriage and insurance 10/-.

COMMUNICATIONS RECEIVER R1155

This set is considered to be one of the finest communications receivers available today. The frequency range is 75 kc/s to 18 Mc/s. It is complete with 10 valves and is fitted in a black metal case. Used but completely overhauled and guaranteed in perfect working order. PRICES: Grade 2 £7/10/6, Grade 1 £9/10/6. Or will be sent against deposit. If you cannot call to collect please include an additional 15/- to cover cost of transit and case carriage.

MAINS POWER PACK FOR R1155

With Pentode output stage. Plugs into socket on receiver so no internal modifications are required. Price £5/10/- complete with speaker ready to work, carriage 3/6. Or in cabinet £6/15/-. Carriage 5/-.


BENDIX RA-1B COMMUNICATIONS RECEIVER

This fine receiver, designed to receive C.W. or R.T. uses the finest Verrier tuning and band spreading arrangement possible. It covers the following bands—

- Band 1 15 to 318 mc.
 - Band 2 315 to 680 mc.
 - Band 3 680 to 1.5 mc.
 - Band 4 .18 to 3.7 mc.
 - Band 5 3.7 to 7.5 mc.
 - Band 6 7.5 to 15.0 mc.
- s.e. 20 to 200 metres.

The sensitivity is 4 microvolts for full output. It uses 8 valves and operates from batteries (12 or 24 volt) or from the mains through a power pack. It has built-in output stage with a jack socket for phones. Controls, all of which are brought to the front panel, include: aerial switch, aerial compensating condenser, main tuning condenser, band selector, C.W. switch, power on/off switch, and volume control. Very compactly built in crackle finished case, these sets are brand new having never been used and in perfect working order—special price this month is £14/0/- each—carriage and insurance 0/-! Circuit diagram and component data given free with sets, or available separately price 2/6, post free.

Mains Power Pack for Bendix RA-1B, £3/10/-.




A NEW APPROACH

to an almost universal problem

An electronic computer to indicate football results is the subject of our latest publication. The computer uses 3 valves and information is fed into 12 ratio arms. The result home, "draw," or "away" is indicated on a centre zero-meter, suitably scaled. The information to be fed into the ratio arms can be derived from the operator's own pet methods, or alternatively the data freely available in newspapers and popular magazines can be used. The circuit is quite an interesting one but is not at all difficult to construct or operate. When complete the unit is entirely self-contained and mains operated. The price of all components needed, excluding metal and chassis, is £31/0/- plus 2/6 post. Our Publication "A New Approach" is given free with orders, alternatively will be supplied separately at 2/6, post free.

ENTIRELY NEW CIRCUIT
Redesigned and now built by the Cleveland Company—very good reports received.

THE "WINDSOR 5"



This is a 5-valve A.C. superhet covering the usual long medium and short wavebands. It has a particularly fine clear dial with an extra long pointer travel. The latest type local valves are used and the chassis is complete and ready to operate. Chassis size 15 x 6 x 6 in. Price £9/10/6, complete with 8in. speaker. Carriage and insurance 10/-. H.P. terms if required.

FINSBURY TAPE RECORDER



This is a fine instrument using the now-famous Truvox Model TR7U tape deck. In conjunction with a 4-valve amplifier specially designed for tape work.

It will provide recording and play-back of the highest fidelity. Its performance is superior to most proprietary recorders of similar price level and as good as many marketed at much higher prices.

It will take all standard tapes up to 1,200ft. providing up to two hours playing. It will also play new pre-recorded tapes.

The instruments are carefully checked before dispatch and can be heard working at any branch.

Price, complete and ready to work, £43, plus £1/10/- carriage and insurance, partly returnable.

FOR HOME CONSTRUCTORS wishing to build equipment into their own cabinets the amplifier and tape deck are available separately, prices as follows—

Truvox TR7U Tape Deck	£23 2 0	plus 10/- carriage
Finsbury Hi-Fi Amplifier, complete with 8in. Speaker	£14 14 0	
Acos Crystal Microphone	£2 10 0	
Reel of Tape	£1 15 0	

Special Offer This Month. Tape Deck, Amplifier, Speaker, and Reel of Tape, £33/10/-, plus £1 carriage and insurance.

P.V.C. HEATER WIRE

This has a resistance of 16 ohms per ft. It is wound on non-hygroscopic insulation and covered over with P.V.C. shrunk sleeving. Quite suitable for use underground or under water. Ideal also for twisting around pipes to stop freezing or to preheat liquid. Price 1/- per yard.

WE ALWAYS HAVE A GOOD SELECTION OF CHASSIS THE "ARMSTRONG" FC48



Among high class radio chassis, the name Armstrong is probably the most famous, and their new model FC48 certainly lives up to tradition. It is virtually a 10-valve circuit, for among its eight valves two double triodes are employed. Special features of this chassis are (a) 8 watts output in a push-pull circuit with ample negative feedback to ensure the highest fidelity, (b) provision for using F.M., e.g., power brought out to sockets and indicator on dial; (c) independent bass and treble controls with visual indication of setting; (d) four wave bands covering 16-51, 50-120, 19-550, and 1,000-2,000 metres. The size of this chassis is 12 1/2 x 9 1/2 in. Price £23/18/-, plus 7/6 carriage and insurance.

CLEVELAND MODELS



THE ORGANTONE


5-Valve 3-wave band superhet covering long, medium and short wave. Organ miniature valves are employed and low loss iron cored coils account for an excellent signal-to-noise ratio. Full A.V.C. is applied to both frequency changer and I.F. stages. The output stage utilizes variable negative feedback. A gram. position is provided and reproduction of records is particularly good. Chassis size is 12 x 7 x 7 1/2 in.—scale size is 10 1/2 x 4 1/2 in. This receiver has been tested in particularly difficult areas and its stability and noise rejection have produced exceptional results. Price £11/10/- or £3 deposit—carriage, etc., 7/6.

THE "TREMENDO"

This one is really superb. It has a 7-valve circuit with 6 watts output, fitted with independent bass and treble controls. It is really an efficient H.F. circuit coupled to a high-fidelity amplifier. The chassis size is the same as the Organtone, namely 12 x 7 x 7 1/2 with the 10 1/2 x 4 1/2 multi-coloured scale, and it is built to the same exacting specification as the Organtone. Price £15/10/-, carriage and packing 7/6. H.P. terms if required. Ditto but with ferrite rod aerial coil. £18/10/-.

—THIS MONTH'S SNIP—

offered for less than value of coil pack



This set, a product of one of our famous manufacturers, has H.F. stage, covers 5 wavebands including short waves to 11 metres. Offered less valves, power-pack, scale and drive, otherwise complete and unused. Price £3/15/-, plus 1/6 carriage.

ELECTRONIC PRECISION EQUIPMENT LTD.

249 Kilburn High Road, Kilburn
Phone: MA1 4921
Half-day Thursday

42-46 Windmill Hill, Ruislip, Middlesex
Phone: RUISLIP 5780
Half-day Wednesday

152-153 Fleet St., E.C.4
Phone: FLBET 2833
Half-day Saturday

29 Stroud Green Road, Finsbury Park, N.4
Phone: ARCHWAY 1049
Half-day Thursday

Post orders should be addressed to E.P.E. LTD., M.O. Dept 2, 123, TERMINUS ROAD, EASTBOURNE. All enquiries to Eastbourne address and please enclose S.A.E., terms are cash with order.

UNUSED RADIO & COMPONENT BARGAINS




Illustration is with covers removed.

We are offering as New, Complete TR.1196 Transceivers, as illustrated. Outfit comprises, 6 valve Superhet, 3 Valve Transmitter, Power Unit and Relay Unit. All complete on Chassis. Present range 4-6.5 mc/s. and output 2 watts. Can be easily converted to cover 1.5 mc/s.-7 mc/s. and power output up to 8 watts. It has a most versatile Receiver which can be easily adapted to cover any band of frequencies from medium broadcast to 30 mc/s. The Transmitter range can also be easily extended and by simply adding 200 pf. condenser to tank circuit will cover 1.5 mc/s. Circuit and conversion details included with each unit.

Each outfit is despatched in transit case at the amazingly low price of £3/- plus carriage 10/-. If despatched without Transit Case, £2/10/- plus carriage 8/6.

REMEMBER!! 9 Standard Valves, 2 Standard 460 Kc. IF's, 3 relays, a motor generator and a host of useful equipment and for breaking up we have a few with soiled cases but otherwise perfect and complete at £2 each, plus carriage 8/6.



CERAMIC VARIABLE CONDENSERS, split stator, plated vanes, spaced .035 ball bearings butterfly 15/15 P.F. extended spindle
EA. 2/6



VARIABLE CONDENSERS, 100 pf. ceramic insulation.
EA. 2/-



50 PF. VARIABLE CONDENSERS in screening Case, 3 1/2 in. x 1 1/2 in. x 2 1/4 in. Spacing 040. Only 1/- EA.

MISCELLANEOUS NEW ITEMS

- SLEEVING various colours, 1 mm. and 1.5 mm. Permanoid, in coils of approx. 144 yds. 8/6 per coil.
 - TENAPLAS SLEEVING silk covered in 1 gross reels 1.5 mm. 15/- per gross yds.
 - MICOFLEX, Plastic, in 3 gross reels 1.5 mm. 13/- per gross yds.
 - PERIBRAID Slewing 1.5 mm. 1,000 yd. reels 15/- per gross yds.
 - SLEEVING in 3 ft. lengths x 18 mm. dia. 6d. per length.
 - SLEEVING in 3 ft. lengths x 20 mm. dia. 9d. per length.
 - POTS, 100K, 1/2 spindle.....ea. 1/-
 - POTS, 1meg., 1/2 spindle.....ea. 1/-
 - POTS, 3 gang each, 70K.....ea. 1/-
 - HUMDINGER POTS, 100 ohm. Miniature wire wound.....ea. 2/-
 - POTS, COLVERN, 200 ohms 5 watts. Wire wound, N.P. case.....ea. 2/-
 - 100K MINIATURE POTS.....ea. 1/-
 - VALVE HOLDERS UX5 Amphenol.....doz. 5/-
 - VALVE HOLDERS B9G Paxolin.....doz. 4/-
- All small items postage extra.*

U.S.A. ELECTRO-VOICE MOVING COIL MICROPHONES

The demand for these microphones has been exceptionally heavy. We still have a few left. Send your order now to avoid disappointment. Price £2 ea., postage 1/6.

WOOLLEYS RADIO & ELECTRICAL SUPPLIES LTD.

615 BORDESLEY GREEN, BIRMINGHAM, 9

Phone: VIC 2078



SPECIALISED LOUDSPEAKER ENCLOSURES

H.C.12

Corner Horn Assembly

Designed and executed for those who appreciate near perfection in Sound Reproduction

★ H.P. TERMS AVAILABLE

This and other fine loudspeaker systems are demonstrated daily at our Regent Street Showrooms on audio amplifiers by LEAK, GOODSELL, ACOUSTICAL, ROGERS and ARMSTRONG.

Send for illustrated brochure.

B. K. PARTNERS LTD.

229 Regent St., London, W.1. (Entrance Hanover St.) Phone: REG 7363



C.R.T. ISOLATION TRANSFORMERS

For Cathode Ray Tubes having Heater/Cathode short circuit or for C.R. Tubes with falling emission. Types A, Low leakage windings. Ratio 1:1.25 giving 250% boost on Secondary.

2 volt 10/6 each With Tag
 4 volt 10/6 each Panel and
 6.3 volt 10/6 each Solder Tags
 10.8 volt 10/6 each
 13.3 volt 10/6 each
 Ditto with mains primary 12/6 each.

Type B. Mains Input 230/240 volts. Multi Output 2, 4, 6.3, 7.3, 10 and 13 volts. Input has two taps which increase output volts by 25% and 50% respectively. This transformer is suitable for most Cathode Ray Tubes. With Tag Panel 21/6 each.

Type C. Low capacity wound transformer for use with 2 volt Tubes with falling emission. Input 230/240 volts. Output 2-24-21-21-3 volts at 2 amps. With Tag Panel 17/6 each.

All Isolation Transformers are individually boxed, labelled and clearly marked with relevant data.

RESISTORS. All values. 10 ohms to 10 meg., $\frac{1}{2}$ w., 4d.; $\frac{1}{4}$ w., 6d.; 1 w., 8d.; 2 w., 1/-.
HIGH STABILITY. $\frac{1}{2}$ w., 1%. 2/- Preferred values 100 ohms to 10 meg.

5 watt 1/3
 10 watt 1/6
 15 watt 2/-
 15,000 ohms—50,000 ohms, 5 w., 1/9; 10 w., 2/-

WIRE-WOUND POTS, 3 WATT LAB. COILVERS ETC.
 Pre-Set Min. T.V. Type Standard Size Pots, 24in.
 Knurled Slotted Knob Spindle High Grade. All
 All values 25 ohms to 30 Values, 100 ohms to 50 K.
 K., 3/- ea. 50 K., 4/-
 DIAL Carbon Track 50 K. 5/6; 100 K., 6/6.
 W/W EXT. SPEAKER to 2 Meg., 3/- CONTROL 10Q 3/-

O/P TRANSFORMERS. Heavy Duty 50 mA., 4/6. Ditto, tapped primary, 4/9. Multiratio, push pull, 6/6. Tapped small pentode, 3/9. Miniature 384, etc., 3/9.

L.F. CHOKES 15/10 H. 60/65 mA., 5/-; 25/20 H. 100/120 mA., 11/6; 20/15 H. 120/150 mA., 12/6.

MAINS TRANS. 350-0-350, 80 mA., 6.3 v., tapped 4 v. 4 s., 5 v., tapped 4 v. 2 a., ditto 250-0-250, 2U.
MIDGET TRANS. 250-0-250 v. 50 mA., 6.3 v. 2 a., 12/6.
HEATER TRANS. Tapped prim., 200/250 v. 6.3 v. 11 amp., 7/6; tapped sec. 2, 4, 6.3 v., 11 amp. 8/6.

CRYSTAL MIKE INSERT. Bargain make, precision engineered. Size only 11 x 3/8 in. Farnous price 6/6. No transformer required.

EXT. L.S. Switched Socket, on/off and parallel switching, complete with plug, 2/-.
COPPER PLATED AERIAL RODS. $\frac{1}{2}$ x 12in. push fitting, 2/6 doz., p. & p. pd.

AERIALITE AERIAL RODS, 4/-.
ALADDIN FORMERS and cores, 1in., 8d.; 1in., 10d.
LOW MOTION DRIVES. Epicyclic ratio 6:1, 2/3.
TYANA. Midget Soldering Iron, 200/220 v. or 230/250 v., 14/11. TYANA TRIPLE THREE. Complete with detachable bench stand, 19/6. 200/220 v. or 230/250 v.

NEW SOLON MIDGET IRON. 25 w., 22/-.
IDEAL FOR RADIO CONSTRUCTORS. 200/220 v. or 230/250 v.
MIKE TRANS. Ratio 50:1, 3/9 ea., new and boxed.
MAINS DROPPERS. 3 x 1 1/4 in. Adj. Sliders, 3 amp. 750 ohms, 4/3. 2 amp., 1,000 ohms, 4/3.

LINE CORD. 3 amp., 60 ohms per foot, 2 amp., 100 ohms per foot, 2 way 6d. per foot, 3-way 7d. per foot.
LOUDSPEAKERS P.M. 3 OHM. 5in. 16/6. 6in. 17/6. Goodmans Elliptical 7 x 4 1/8in. 8in. 19/6. 10in. 25/-
 6in. Goodmans with trans. 21/-. Plessey 12in. P.M., 3 ohm, voice coil, 30/-, 3in. energized 2.5 K. or 2 K. ohm field, tapped output trans., 24/6; less trans., 21/-.

CRYSTAL DIODE. G.E.C., 3/6. Circuit Book 1/-.
H.R. PHONES. (Hi-grade Amer.), 15/6 pr.
HEADPHONES. 4,000 ohms., 15/6 pr.
COPPER ENAMEL WIRE. 16 to 20 s.w.g., 2/-; 22 to 28 s.w.g., 2/6; 30 to 40 s.w.g., 3/6.

SWITCH CLEANER Fluid, squirt spout, 3/9 tin.
TWIN GANG TUNING CONDENSERS. .0005 mfd. midget with trimmers 8/6; 375 pf. midget less trimmers 6/6; .0005 Standard size with trimmers and feet 9/-, less trimmers 8/-; ditto, soldered, 2/6.

VALVE HOLDERS. Pax. Int. Oct. 4d., EF90, EA30 6d. B12A, CRT, 1/3. Eng. and Amer. 4, 5, 6, 7 and 9 pin. 1/-.
MOULDED Mazda and Int. Oct. 6d., B7G, B8A, B8G, B9A 9d., B7G with can 1/6. VCR97 2/6.
CERAMIC. EF60, B7G, B9A. Int. Oct. 1/-. B7G with can 1/9. B9A with can 2/6.

SPEAKER FRET. Woven Plastic TYGAN. Walnut tone, 12in. wide, 2/- per foot. Expanded metal, gold or silver, 9in., x 12in., 2/- per piece.

RECORDING TAPE

1,200ft. on standard fitting 7" Plastic reels. Brand new boxed 17/6

SPECIAL CLEARANCE. 2/6
BRAND NEW SUB MINIATURE VALVES 2/6
 Ex Deaf Aid Apparatus. L.F. PENTODES
 RF PENTODES 1.25 v. FIL
 DF70 MULLARD DL72
 505AX RAYTHEON 508AX
 507AX



ALL WAVE RADIOGRAM CHASSIS

THREE WAVEBANDS FIVE VALVES
 S. W. 16 m.—50 m. LATEST MULLARD
 M. W. 200 m.—550 m. ECH42, EF41, EBC41,
 L. W. 800 m.—2,000 m. EL41, EZ40.
 12 month Guarantee, with 10in. P.M. Speaker, A.C. 200/250 v. 4-way switch, Short-Medium-Long-Gram. A.V.C. and Negative feedback, 4.2 watts. Chassis 13 1/2 in. x 5 1/2 in. x 2 1/2 in. Glass Dial 10 x 4 1/2 in., horizontal or vertical available. 2 Pilot Lamps, Four Knobs, Walnut or Ivory, aligned and calibrated. Chassis isolated from mains. PRICE £10/15/-. Without 10in. Speaker, £9/15/-. Carr. & Ins. 4/6.

RECOMMENDED FOR ABOVE CHASSIS



(Limited period) **£8. 19. 6**

Brand new Plessey 3-speed Antochanger Mixer Unit for 7, 10 and 12in. Records. Twin Hi-Fi Xial Head with Duopoint sapphire stylus. Plays 4,000 records. Spring mounting. Baseboard required 15 1/2 x 12 1/2 in. Height 5 1/2 in. Depth 2 1/2 in. Super Quality. Post free.

FAMOUS MAKE. 3-speed Single Record unit with Acos 37 Turnover Head, each Sapphire Stylus plays 2,000 records. Starting Switch Automatically places Pick-up on records, 7in., 10in. or 12in. Auto Stop. Baseplate 12 x 8 1/2 in. Height 2 1/2 in. Depth 1 1/2 in. Price £7/15/6, post free.

B.S.E. MONARCH 3-SPEED MIXER CHANGER. ACOS G.P. 37 XTAL HEADS. Baseboard 14 x 12 1/2 in. Height 5 1/2 in. Brand new in Makers' Boxes. £9/19/6, post free.



£4/19/6. CONVERT YOUR RADIO. Playing desk 15 x 22 x 7in. Walnut finish, drawer front with 78 r.p.m. motor, turntable and pick-up. Press lever start places High Impedance Magnetic pick-up on records 10in. or 12in. Auto Stop. Brand new in original makers' boxes £4/19/6, carr. free.

SUPERHET COIL PACK 27/6. Miniature size 2 1/2 x 2 1/2 x 1 1/2 in. High Q dust coated coils. SHORT, MED., LONG, GRAM switching. Only 27/6 each with connection diagram and circuit.

F.M. TUNER COIL KIT 27/6. H.F. coil, Aerial Coil Oscillator Coil, two I.F. Transformers 10.7 Mc/s. Detector transformer and heater choke. With circuit and component list for popular F.M. Tuner using four 6AM6 valves and standard components.

COILS. Wearite. "P" type 2/6 each. Osmor Midget "Q" type adj. dust core 3/6 each. All ranges in stock. REACTION COND. .0001, .0003, .0005 mfd. 3/6 each.

I. F. TRANSFORMERS
 WEARITE TYPE 500. 465 Kc/s, adjustable 450-470 Kc/s., size 3 1/2 x 1 1/2 in., 10/6 pair.
 MIDGET I.F.s., size 1 x 1 x 2 1/2 in., 8/9 pair.

BAND 3 T.V. CONVERTOR KITS

Suitable all T.V. makes. T.R.F. or Superhet. Ready wound coils, B.V.A. valves, all components, punched chassis, circuit diagram, wiring plans, COMPLETE KIT for mains operation 200-250 v. A.C. £3/10/-

AS ABOVE less POWER PACK. Requires 200 v. 20 ma. H.T., 6.3 v. 1 a. L.T., £2/5/-

PUNCHED CHASSIS and WOUND COILS, component list, circuit diagram, wiring plans, only 19/6.

T/V PRE-AMP. Channel 1. Midget Chassis 4 1/2 x 2 1/2 x 1 1/2 with EF42 or 6P13 valve, coaxial lead, Belling plug and Octal plug. Ready for use. Brand new. Special Price, 21/-.

Volume Controls 80 ohm Coaxial

Long spindles. Guaranteed 1 year. All values 10,000 ohms to 2 Meg. No Sv. S.P.S.w. D.P.S.w. 3/- 4/- 4/6

EXT. SPKR. TYPE 3/-

COAXIAL PLUGS 1/-
 SOCKETS 1/-
 T.V. AERIALS. Band 1, all channels in stock. Indoor loft type Inv. T., 13/6.
 BAND II, Indoor type, 7/6.
 BALANCED TWIN FEEDER per yd. 6d. 80 pf. or 300 pf.
 TWIN SCREENED BALANCED FEEDER 9d. yd. 80 ohms.
 50 OHM COAXIAL CABLE 8d. per yd. tin. dia.
 TRIMMERS, Ceramic, 30, 60, 70 pf., 9d. 100 pf., 150 pf., 1/3; 250 pf., 1/8; 600 pf., 1/9.
 P.V.C. CONN. WIRE, 10 colours, single or stranded 2d. yd.
 5in. RADIO SCREWDRIVERS, 10s. 500, 500 v. 5 pf. to 5000 pf. 1/-. 600 pf. to 3,000 pf., 1/3.
 DITTO 12s., 500 v. 1.5 pf. to 500 pf., 1/9. 515 pf. to 5,000 pf., 2/-.

STANDARD 1in. Coaxial 7d. yd.
 DOUBLE SOCKET 1/-
 OUTLET BOXES 3/8

VCR97 TESTED FULL PICTURE £2

MULTICORE SOLDER, 60/40, 18 s.w.g. 3d., 16 s.w.g. 4d. yard, 1 lb. 2/6.

CONDENSERS. New stock. .001 mfd. 7 kv. T.C.C. 5/6. Ditto, 12.5 kv., 9/6; 2 pf. to 600 pf. Micaf, 6d.; Tubular 500 v. .001 mfd., 9d.; .05 1/-. 1/-; 25 1/6; 5 1/8; 1/350 v. 9d.; 1/600 v. 1/3; 1/1,500 v. 3/6.
CERAMIC CONDENSERS, 500 v. 3 pf. to .01 mfd., 1/-.
SILVER MICA CONDENSERS, 10s. 500, 500 v. 5 pf. to 5000 pf. 1/-. 600 pf. to 3,000 pf., 1/3.
 DITTO 12s., 500 v. 1.5 pf. to 500 pf., 1/9. 515 pf. to 5,000 pf., 2/-.

VALVES

A SMALL SELECTION FROM OUR STOCKS				
All Boxed		New & Guaranteed		
6/6	1/6	3/6	2/6	5/6
6A15	EA50	6H6M	2X2	6AG5
6J5	7/6	7/6	7/6	6B8
6B10	024	6F6	12B6E	EF50
8/6	1K5	6K6	EC91	10/6
6A7	185	6K5	EF39	6AM6
6A7	174	6X4	EF92	6J6
6A76	154	6SL7	EL32	ECL80
6C9	384	6V6G	HV2E4	EF35
6N87	3V4	6X4	U22	EF80
787	6B7E	6X5	UF41	EL41
ECH42	6B7E	12A2X7	6F23	PF82
12/6	Send Stamp for Full Valve List. All B.V.A. Types at 1951 Low Tax Prices.			12K9
EY51				2524

ELECTROLYTICS ALL TYPES NEW STOCK

TUBULAR	CAN TYPES	CAN TYPES
2/450 v. 2/3	16/300 v. 4/-	8+10/450 v. 5/-
8/450 v. 4/3	500/12 v. 3/-	32+32/350 v. 4/6
16/500 v. 2/1	SCREW BASE	32+32/450 v. 6/6
25/25 v. 1/9	TYPE 512	60+100/350v. 11/6
50/50 v. 2/-	8/500 v. 3/-	1000+1,000/6v. 9/6
100/25 v. 2/-	16/300 v. 4/-	1,500 v. 4/6

ALUMINIUM CHASSIS 18 s.w.g. Plain, undrilled, folded 4 sides and riveted corners lattice fixing holes. Strong and soundly constructed with 2 1/2 in. sides, 7 x 4 in., 4/6; 11 x 7 in., 6/9; 13 x 9 in., 8/6; 14 x 11 in., 10/6; and 18 x 16 x 3 in., 10/6.

SENTERCEL RECTIFIERS. E.H.T. TYPE FLY-BACK VOLTAGES. K3/25 2 kv. 4/3; K3/40 3.2 kv., 6/-; K3/45 3.6 kv., 6/6; K3/60 4 kv., 7/3; K3/100 5 kv., 12/6.
MAINS TYPE. RM1, 125 v., 60 mA., 4/-; RM2, 100 mA., 4/9; RM3, 120 mA., 5/9; RM4 250 v., 275 mA., 16/-.

FULL WAVE BRIDGE SELENIUM RECTIFIERS. 2, 6 or 12 v. 1 1/2 amp. 8/9; 2 a., 1/3; 4 a., 1/7/6.
CHARGER TRANSFORMERS. Tapped input 200/250 v. for charging at 2, 6 or 12 v., 1 1/2 amp., 13/6; 4 amp., 21/-.
ACID HYDROMETER. New Ex-Govt. Unbreakable. Packed in metal case 7 x 1 1/2 in. dia. 4/6.

H.F. MIDGET CHOKES. 14 M.H. 2/6 each.
WAVECHARGE SWITCHES.

5 p. 4-way 2 water	6/6
2 p. 2-way, 3 p. 2-way	2/6
2 p. 6-way, 4 p. 2-way, 4 p. 8-way	3/6
3 p. 4-way, 1 p. 12-way	3/6

KNOBS, GOLD ENGRAVED. Walnut or Ivory, 1 1/2 in. diam., 1/6 each. "Focus", "Contrast", "Brilliance", "Brilliance-On-Off", "On-Off", "Volume", "V-On-Off", "Tone", "Tuning", "Treble", "Bass", "Wavechange", "Radio Grain", "S.M.L. Gram.", "Record-Play", "Brightness". Ditto, not engraved, 1/- each.

We have no connection with any other firm. Please address all correspondence correctly as below.

RADIO COMPONENT SPECIALISTS

307 WHITEHORSE ROAD, WEST CROYDON
 OPEN ALL DAY—(Wed. 1 p.m. 10 page list S.A.E.)
 P. & P. 6d. £1 orders post free. C.O.D. Service 1/-

Phone THO 1665, after 6 p.m. 4198. Buses 133 or 68 pass door. 48-hour postal Service.

G.W. SMITH & CO (RADIO) LIMITED

Phone: GERRARD 8204/9155

Cables: SMITHEX LESQUARE

3-34 LISLE STREET, LONDON, W.C.2

Special Offer
Brand New

T-350XM

TRANSMITTERS

These magnificent 350-watt Transmitters manufactured by the Technical Radio Co. of California, U.S.A., are offered at a fraction of their original cost.

Frequency Range: 2,000-20,000 Kc/s.
Power Output: Radiotelegraph 350 watts.
Radiotelephone 250 watts.

Frequency Control by Built-in Master Oscillator or Crystal Multiplier.

A.C. Mains 210/250 volts, 50-60 cycles.

Size: 58½ in. high. Gross Weight : 16 in. wide. 967 lbs.
24½ in. deep.
Shipping Capacity: 44.6 cu. feet

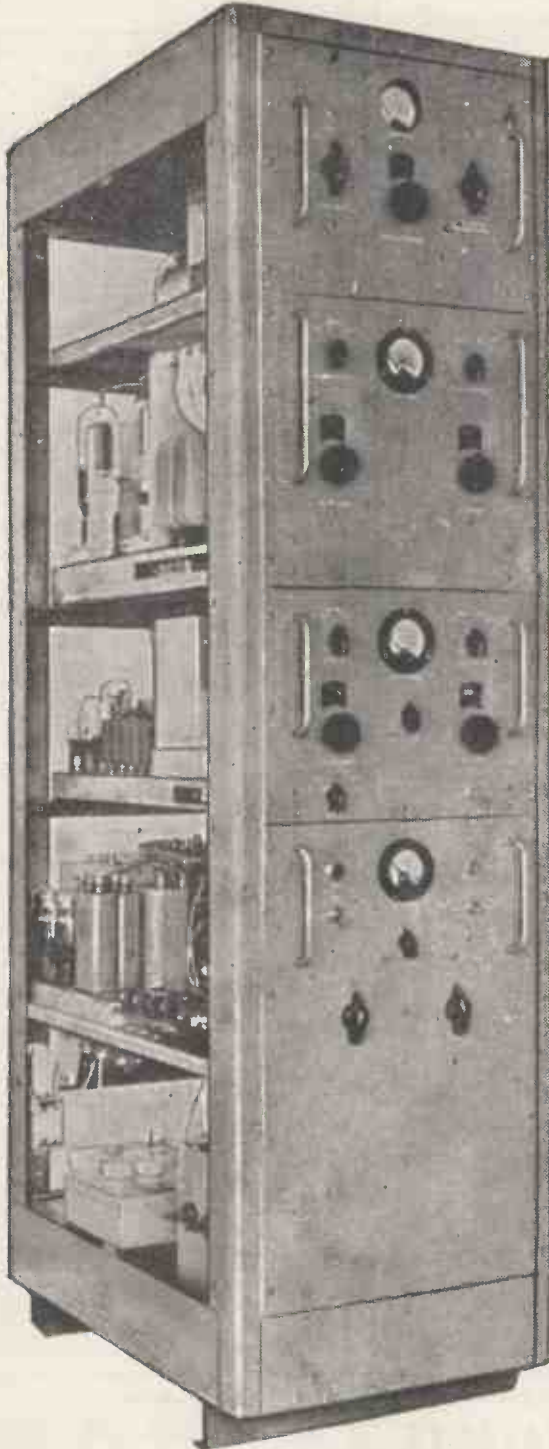
Comprising:-As Shipped In Manufacturers' Original Sealed Transit Cases.

Case 1. Transmitter	Case 2. Speech Amplifier
725 lbs.	82 lbs.
36 cu. feet	4.7 cu. feet.

Case 3. Low Voltage 160 lbs.
Power Deck 3.9 cu. feet,
and Modulation Transformer.

The whole Transmitter complete with all Valves, full instruction books containing complete circuits, wiring and technical data, ready for immediate shipment.

PRICE UPON APPLICATION.



SIDE PANELS REMOVED

G.W. SMITH & CO (RADIO) LIMITED

Phone: GERRARD 8204/9155
Cables: SMITHEX LESQUARE
3-34 LISLE STREET, LONDON, W.C.2

**TRADE ENQUIRIES
INVITED**

FOR ALL RADIO BARGAINS

**WE PURCHASE ALL TYPES OF
RECEIVERS AND TEST GEAR**

DEAF-AID UNITS

An exceptional offer of new deaf-aid units made by famous manufacturer. Complete with three sub-miniature valves, crystal mike, volume and tone controls etc., less only outside bakelite case, 19/6. Ditto less mike, 12/6d. Miniature ear-pieces to match, 3/6d. or with lead and plug, 4/6. **DEAF-AID VALVES.** Brand new CK505AX equivalent to DF70, 2/6, holders 6d. each. Deaf-Aid Pots, 1 megohm with switch, 1/- each.

12 VOLT ROTARY TRANSFORMER.

Input 12 volts D.C., output 190 volts 65 m/a., ideal for running electric razor or radio from car battery. Completely enclosed in small grey case, 19/6 each.

BRAND NEW ELECTROLYTICS

8 mfd. 450 v., 1/9; 8-8 mfd. 500 v., 4/3; 8 mfd. 500 v., 2/-; 8-16 mfd. 450 v., 4/3; 16 mfd. 500 v., 2/9; 16-16 mfd. 500 v., 4/3; 16 mfd. 500 v., 3/3; 32-32 mfd. 350 v., 4/3; 32 mfd. 500 v., 3/9; 32-32 mfd. 450 v., 4/6; 25 mfd. 25 v., 1/6; 16-16-8 mfd. 350 v., 3/3; 30 mfd. 25 v., 1/-; 12-12-12 mfd. 275 v., 1/9; 50 mfd. 50 v., 1/9; 100 mfd. 12 v., 1/6; 50 mfd. 25 v., 1/-; 100 mfd. 25 v., 1/6.

HEAVY DUTY VOLTAGE REGULATOR TRANSFORMERS. These transformers will regulate 50 cycle A.C. mains between 185 and 250 volts at 24 amps. Price £12/10/- each.

HEAVY DUTY L.T. TRANSFORMERS. Input 230 volts 50 cycles. Output 17.75 volts 35/50 amps. Brand new and boxed, 72/6 each. 75/80 ohm.

COAX CABLE. 80 ohms, 7 1/2d. per yard; 12 yds. 4/6. Twin feeder 80 ohms 9d. yard.

VARIAC TRANSFORMER. Few only of these superb transformers. Specification: 0-270 volts, 20 amps. Size 1 1/4 in. dia. x 1 1/2 in. Price £35 each.

100 MICROAMP METERS. 2 1/2 in. flush mounting meter, scaled 0-1500 yards, first-grade instruments, brand new and boxed, 39/6. 250 microamp, 3 1/2 in., brand new, 49/6.

AVO ELIMINATOR POWER PACKS. Input 230 volt A.C. Output 90 volts, stabilised V570, and 1.4 volts. Supplied brand new in bakelite case, fully fused, 39/6 each.

MIDGET REVERSIBLE MOTORS. For operation on 6, 12 or 24 volts D.C. Size 2 in. x 1 1/4 in. Ideal for model makers, 10/6.

AVO CASES. Brand new leather cases for universal AVO minor, 7/6 each.

AUTO TRANSFORMER. 0-110-200-220-240 volt, 150 watt, brand new, 21/- each.

TELETRON BAND III CONVERTOR. Complete kit of parts, £2.8 0

TRANSFORMER BARGAINS.

No. 1. Primary 230 volts 50 cycle. Secondary 620/0/620 volts, 250 m/a., tapped 550/0/550 and 375/0/375 volts. Two 5 volt 3 amp. windings. Ample space for 6.3 volt windings, 42/6.
No. 2. Primary 230 volts 50 cycle. Secondary 5/0/5 volts, 5/0/5 volts and 5/0/5 volts at 5 amps. Brand new 39/6.
No. 3. Primary 200/250 volts 50 cycle. Secondary 350/0/350 volt 180 m/a., 0.3 volt 4 amp and 5 volt 3 amp. Only 29/6 each.
No. 4. Primary 200/250 volts 50 cycle. Secondary 4 volt 14 amps., and 6.3 volts C.T. 1 1/2 amp., only 10/6 each.
No. 5. Primary 230 volts 50 cycle. Secondary 2,000 volts 5 m/a. Ideal for scope, 14/6 each.
No. 6. Primary 230 volts 50 cycle. Secondary 500/0/500 volts, 250 m/a., 4 volt 4 amps. C.T., 3,000 volt insulation, 22/6 each.
No. 7. Primary 250 volts 50 cycle. Secondary 250/0/250 volts 80 m/a., 6.3 volt 4 amp., 5 volt 2 amp. tapped 4 volt, 16/6. Ditto wound 350 volt, 16/6

CAMBRIDGE UNIPIVOT GALVANO-METERS. A few only of these instruments at a fraction of original cost. Specifications: Moving coil movement, F.S.D. 50-0-50 microamps, res. 50 ohms, 3 in. mirror scale with knife edge pointer. Dia. 4 in., depth 2 in. Supplied brand new and tested in leather carrying case, £3/19/6 each.

CRYSTAL MICROPHONE INSERTS. A sensitive high impedance crystal mike, ideal for tape recorders, amplifiers, etc., 4/6 each.

WESTERN ELECTRIC HANDSETS. Standard P.O. type, 12/6 each.

DON MK. V FIELD TELEPHONES. A pair of these telephones will give communication between any two points. Supplied in new condition, complete with handset, buzzer, bell, key and headset and instructions, 39/6 each.

INSTRUMENT POTENTIOMETERS. Brand new American type. 10,000 ohms., 5 1/2 in. dia. Built in correction plate, 22/6 each. Brand new Colvren type 3 1/2 in. dia. 50,000 or 100,000 ohms., 10/6 each.

VALVE VOLTMETERS. A bargain test instrument measuring 15/200/500 volts D.C. on three ranges. Meter is a 2 1/2 in. 1 m/a. movement. Operation from 230 volt 50 cycle mains. Housed in wooden instrument case, size 1 1/4 in. x 8 1/2 in. x 9 in. Complete with all valves and supplied as new, 79/6 each.

WANTED

All types communications receivers, test equipment, components, and valves. Large or small quantities, highest prices paid.

COMMUNICATION RECEIVERS.

MARCONI CR100 RECEIVERS. Frequency coverage 60 Kc/s-30 Mc/s on six bands Gap 420-500 Kc/s. Two R.F. and three I.F. stages. Variable selectivity, crystal filter, 6,000, 3,000, 1,200, 300 and 100 Kc/s. Self-contained power supply for operation on 200/250 volts A.C. Supplied in absolutely mint condition, calibration and sensitivity checked, £30 each.

R.1155 RECEIVERS. Frequency coverage 18.5-3 Mc/s, 1500-600 Kc/s, 500-200 Kc/s and 200-75 Kc/s on five bands. Brand new models in original transit cases, £11/19/6 each. New models but having slightly coiled outer cases, £9/19/6. A combined power unit and audio output stage for the above receiver, for operation on 100-200-250 volts A.C., 79/6 each.

HALLICRAFTER S27 RECEIVERS. 27/143 Mc/s., A.M./F.M., 110/230 volt A.C. operation. Perfect condition, £35 each.

VALVE VOLTMETERS No. 2. Few left as previously advertised, £17/10/- each.

METER SWITCHES. Standard "Yaxley" type 8 bank, single pole, 9, 11 or 12 way, 7/6 each.

SMOOTHING CHOKES. American potted type, "Collins," 8 Henry 100 m/a., res. 160 ohms 8/6. Ex-Admiralty 10 Henry 275 m/a., 10/6. 10 Henry 60 m/a., 4/6.

B.S.R. MONARCH RECORD CHANGERS. Latest model, three speed, brand new and boxed, £7.15.0 each.

COLLINS TCS TRANSMITTERS. Frequency range on three bands 1.5-12 Mc/s. 2.1625 P.A. stage, 1625 buffer, 1625 modulator stage, 3 12A6 oscillator stage. Radio telephone or radio telegraph. Plate and aerial current meters. Calibrated V.F.O. and 4 Xtal positions. Supplied in brand new condition, £25 each.

HALLICRAFTER POWER UNITS. Brand new and boxed. 12 volt D.C. input. Output 250 volts 70 m/a. (supplied by vibrator unit) and 350 volts 165 m/a. (supplied by rotary transformer.) Complete with smoothing and send/receive relays. Ideal for portable or marine transmitter/receiver, 62/6.

METERS. All brand new and boxed. 0-50 m/a., 2 in. square, F/M., M/coil, 7/6; 0-100 m/a., 2 1/2 in. round, F/M., M/coil, 9/6; 0-150 m/a., 2 in. square, F/M., M/coil, 7/6; 0-200 m/a., 2 in. square, F/M., M/coil, 7/6; 0-300 m/a., 2 1/2 in. round, F/M., M/coil, 9/6; 0-300 volts D.C., 2 in. square, F/M., M/coil, 10/6; 0-5 amp., 2 1/2 in. round, F/M., 7/6; 0-10 amp., 2 1/2 in. round, F/M., M/coil, 12/6.

A.C. VOLTMETERS 50 CYCLE. 0-15 volts, 2 1/2 in. round, F/M., M/l., 8/6; 0-20 volts, 2 1/2 in. round, F/M., M/l., 9/6; 0-300 volts 2 1/2 in. round F/M., M.l. 25/-.

MARCONI BAND III CRYSTAL CALIBRATORS. Frequency coverage 170/240 Mc/s. Complete with 5 m/c.s. crystal, accuracy .001%. Supplied brand new in original transit case with spare set of five valves, £5/19/6 each.

MARCONI SIGNAL GENERATORS TYPE TF390G. Brand new with spares, instruction manual and charts, £25. TFG517, ditto £35.

R.1132 RECEIVERS. Few left in good condition 65/- each

ROTARY CONVERTORS. Input 24 volt D.C. Output 230 volts 50 cycle 100/150 watts. Supplied in perfect condition, £4/12/6 each.

I.F. TRANSFORMERS. 465 Kc/s., Standard size, 7/6 pair. 2.1 Mc/s I.F.T.s. Miniature type, 2/- each.

AMERICAN POWER RHEOSTATS. Brand new and boxed. 8 ohm, 3.3 amp., 7/6; 8 ohm, 2.5 amp., 7/6; 60 ohm, 1.3 amp., 7/6; 90 ohm, .74 amp., 7/6; 200 ohm, .35 amp., 5/6.

H.R.O. 6 VOLT VIBRATOR SUPPLY UNITS. Output 165 volts 80 m/a., 6.3 volt 3 amp 6x5 rectifier, choke and condenser smoothed, 29/6 each.

BATTERY CHARGING EQUIPMENT. Transformers. 200/250 volts input. Output 9 or 15 volts 1 amp., 9/9; 3.5, 9 or 17 volts 1.5 amp., 12/6; 3.5, 9 or 17 volts 2 amp., 14/3; 3.5, 9 or 17 volts 4 amp., 16/6; Rectifiers, full wave and bridged. 12 volts 1 amp., 5/6; 12 volts 2 amp., 11/3; 12 volts 3 amp., 12/9; 12 volts 4 amps., 14/3; 12 volts 10 amp., 32/6; 24 volts 1 amp., 9/-; 24 volts 2 amp., 17/6; 24 volts 3 amp., 27/6. Complete kit of parts for a 6 or 12 volt 4 amp. charger, supplied complete with cabinet and meter, 52/6.

VALVE BARGAINS. 6H6 1/9; 5P61 2/-; 6V6 6/6; VU111 1/9; 6U7 4/6; 5Z4 7/6; EA50 1/9; EF36 4/6; 5U4 7/6; 6AG5 4/-; EBC33 6/6; PEN46 4/6.

INDICATOR UNIT TYPE 96. These indicator units contain a VCR97 CRT, 6 5P61, 3 VR54, 1 EA50 and thousands of components. Supplied brand new, 39/6.



RECORD AMPLIFIERS. A push-pull amplifier giving 8 watts output. For operation on 200/250 volts A.C. Standard gram input, output matched to 3 or 15 ohms. Tone and volume controls. Complete valve line-up; 6SN7, 6V6, 6V6, 5Z4. Supplied in an attractive desk type cabinet, brand new, £6/10/-.

HOURS OF BUSINESS.—9 a.m.—6 p.m. Thursday 1 p.m. Open all day Saturday. PLEASE PRINT NAME AND ADDRESS CLEARLY. ALSO INCLUDE POSTAGE OR CARRIAGE ON ALL ITEMS.

PROOPS BROS. LTD. *The Walk-around Shop*

2-METRES!



RECEIVER TYPE R1392

FREQUENCY 95-150 Mc/s (2-3 METRES)
AIR TESTED 15 VALVE SUPERHET

Valve line up: 1st and 2nd R.F. Amp VR.136 (EF.54); 1st local oscillator VR.65 (SP.61); 2 Oscillator Multipliers, VR.136 (EF.54); 3 I.F. Amp V.R.53 (EF.39); A.G.C. 6Q7; Output 6J5; Muting VR.92; (EA50); Noise Limiter VR.92 (EA.50); B.F.O. 6J7; Mixer VR.136 (EF.54); De Mod. 6Q7.

Slow motion Tuning over 95-150 Mc/s or can be Crystal controlled.

Power supply required: 240-250 volts at 80 mA 6.3 volts at 4 amps. Size 19" x 10" x 10" Standard Rack Mounting. PRICE £6. 19. 6. Complete with valves and circuit diagram. Packing and postage 17/6. 10/- returnable on packing case.

MAINS POWER UNIT TYPE 234 USED WITH R1392 and R1192

With change-over link. Double smoothed. Input 200-250 volts 50 cycles. Output 240 volts at 200 mA. 6.3 volts at 6 amps. with volt-meter 0-300v Reading Input and Output voltages. Size 19" x 10" x 6 1/2" Standard Rack Mounting.

PRICE £3. 10. 0. Packing Postage 7/6 (limited quantities).




RECEIVER TYPE R1132

FREQUENCY 100-126 Mc/s. 11 VALVE SUPERHET

Valve Line Up: R.F. Amplifier VR.65 (SP.61); Frequency changer VR.65 (SP.61); Local Oscillator VR.66 (P.61); Stabilizer VS.70 (7455); 3 x I.F. Amplifiers VR.53 (EF.39); B.F.O. VR.53 (EF.39); Detector VR.54 (EB.34); A.F. Amplifier VR.57 (EK.32); Output VR.67 (6J5).
Switchable A.G.C. and A.V.C. Variable B.F.O.

Circuit diagrams with units. Easily converted to cover Wrotham Band. No alterations to wiring required. Conversion Slugs and instructions. 5/- Extra. Size 19" x 10" x 10". Standard Rack Mounting.

PRICE £3. 7. 6. Packing and carriage 15/-. 10/- returnable on Packing Case.



FL 8 RADIO FILTERS with PL 55 and JK26, plug and socket. Size 2 1/4 in. x 3 in. x 2 1/2 in.
10/6 each. 1/6 Post and packing

REFLECTOR in bakelite case fitted with small bayonet cap holder. Size 5 in. in diameter by 3 in. deep.
2/6 post paid



Make a miniature POCKET RADIO

Incorporating high "Q" technique using the New Ferrite rod. Made possible by simple conversion of an ex-Govt. Hearing Aid.

Technical Details. A Germanium Diode Detector circuit followed by the existing 3 valve Amplifier, giving adequate amplification throughout the medium wave band.

This conversion can be carried out in approximately 30 minutes.


SEE and HEAR this Miniature POCKET RADIO demonstrated.

THE COMPLETE KIT OF PARTS includes a Type OL10 Hearing Aid (with Crystal microphone) in perfect working order with miniature ear phone and moulded ear insert attached; ferrite rod, germanium diode, components, circuit diagram and full instructions. Price £2 6s. 0d. post paid

ALL COMPONENTS SOLD SEPARATELY

Deaf Aid Unit with earpiece	£1. 15. 0.
Plastic Ear Mould	2. 0.
Ferrite Rod	5. 0.
Conversion Components	4. 0.
Batteries 1.5v. L.T. (Type D.18)	8.
30v. H.T. (Type B.119)	4. 3.

NOTE: As the crystal microphone is not used in the Pocket Radio, it can, if desired, be used as a general microphone and it does not require a matching transformer.



All these fine offers are on display at ➡

commemorate their 1st Anniversary WITH THESE OFFERS


ABSORPTION WAVEMETER

Easily converted to 2 metres or 70 cm. In Copper-plated metal case 3½" x 4½" x 5½" with dial calibrated 0-100 and 80V Neon Tube. Coverage approx. 190-210 Mc/s. New. 6/6 each post paid.



TYPE 62 INDICATORS

Ideal for conversion to oscilloscopes, T.V. units, etc. Containing V.C.R.97, 12 VR.91 (EF.50), 2 VR.54 (EB.34), 3 VR.92 (EA.50), 4 CV.118. Slow-motion dial, 13 Pots and scores of useful components. Size: 8½" x 11½" x 18". New in wooden packing case.



£3. 10. 0. carriage 7/6.

R.F. UNITS

- R.F. 24 20/30 Mc/s Switched Tuning Valved 9/6 ea.
- R.F. 25 40-50 Mc/s Switched Tuning Valved 9/6 ea.
- R.F. 26 50-65 Mc/s Variable Tuning Valved (Dials Damaged) 15/-

Packing and postage 2/- ea.



RECEIVER UNIT Ex-TR1143A.

Suitable for conversion to 2 metres and F.M. Wrotham. Circuit diagram free.

Price—less valves, 9/- post paid.



AMPLIFIER UNIT Ex-TR1143A.—A 3-stage transformer coupled amplifier. Push pull VT52s output to modulate push pull VT501s. Circuit diagram free. Price, less valves, 4/6 post paid.

TRANSMITTER UNIT Ex-TR1143A.—Suitable for conversion to 2 metres. Circuit diagram and coil conversion details supplied free. Price, less valves, 5/- post paid.

ELECTROSTATIC LOUDSPEAKERS

High fidelity Electrostatic Tweeters 3,000 to 20,000 cycles. This loudspeaker is essential when receiving F.M. transmissions or reproducing high quality recordings and TV sound. 20,000 cycles response + 10db.

Type LSH 75 size 3" x 3" x ¼" Price 12/6 post paid.
Type LSH 100 size 5" x 4" x ¼" Price 21/- post paid.

A SELECTION OF EX-GOVERNMENT SURPLUS VALVES

1A3	4/6 ea.	6F7	6/6 ea.	6SN7	6/6 ea.	FW4/800	9/- ea.	VT52 (EL32)	5/- ea.
1A5	4/6 "	6G6	5/6 "	6SQ7	7/6 "	PEN46	7/- "	VT501 (TT11)	5/- "
3B24	2/6 "	6H6	2/6 "	6V6G	6/6 "	VR53 (EF39)	5/- "	VU111	2/- "
5U4G	7/6 "	6H6 Metal	3/- "	6V6 Metal	8/6 "	VR55 (EBC33)	7/- "	446A	25/- "
6AC7	5/- "	6K6.GTG	5/6 "	6X5	7/- "	VR56 (EF36)	5/- "	713A	8/6 "
6AG5	6/6 "	6L6	7/6 "	12I5	5/- "	VR65 (SP61)	3/6 "	807 U.S.A.	6/6 "
6B7	5/- "	6L7	6/- "	12SJ7 Metal	5/- "	VR65A (SP41)	2/6 "	866A	10/- "
6C4	4/- "	6SA7	7/- "	12SH7 Metal	5/- "	VR91 (EF50)	5/- "	954	2/6 "
6C5	5/- "	6SJ7	7/- "	12U5	5/- "	VR135	5/- "	9004	3/6 "
6F6.GTG	7/- "	6SK7	5/6 "						

All above prices post paid.

Plug and socket, 3 pin, waterproof, 5 amp. Suitable for caravan or trailer. 1/6 per pair post paid.

Jones type plug and socket 6-way. 1/9 per pair post paid.

Selenium Rectifiers 125V, 80mA Chassis cooled 1 in. x 1 in. x ¼ in. 4/3 post paid.

Microphones E.M. with switch. Boxed, new 1/6 p.p.

Alarm Bells, U.S. manufacture. 24V d.c., 3½ in. dia. Stout aluminium casting. New, boxed 6/- p.p.

Rectifier Unit, containing half wave 12V ½A selenium rectifier 1 in. dia. housed in Bakelite case, size 2¼ in. x 1¼ in. x 1½ in. 1/3 p.p.

Yaxley type Switch, Base mounting 2 pole, 5-way, 4 bank, 6 in. spindle. 3/- p. p.

Aerial Rods, 12 in. x ¼ in. sections, copper plated. 2/3 per doz.

Cathode Ray Tube type 3BP1, with mu-metal screen and base. 3 in. short persistence tube. 22/6 p.p.

Hand Generator (ex-Dinghy Transmitter) 28V, 175A and 300V 40mA output. Containing useful reduction gearing, housed in strong aluminium casting. Can be used for hand bench grinder, basis for megger, etc. Generator can be converted to mains motor. 15/- p.p.

Mains Motor, 220-250V a.c./d.c. Spindle ¾ in. extending 1 in., 13/16 pulley with v groove at ⅜ x ⅝. Overall length 8½ in., dia. 3¼ in. Base plate 4 in. square, 4 hole fixing. 15/- p.p.

3 Bank Toggle Switches, 5 amp. in Bakelite housing. Ref. 5C/544. 2/- p. p.

25-Way, 2 Bank Switch. Contained in metal case 9 in. x 6 in. x 2½ in., with two 12-way terminal blocks. Useful for multi-test meters, model control, etc. Type 5D/460, 7/6 p.p.

NOTE: Orders and Enquiries to Dept. 'W.'

Shop hours: 9 a.m. to 6 p.m.

Thursday: 9 a.m. to 1 p.m.

OPEN ALL DAY SATURDAY

PROOPS BROS. LTD.

The Walk-around Shop

52 TOTTENHAM COURT ROAD

LONDON

W.I.

Telephone: LANgham 0141

GEE-RADIO LTD.

COMMUNICATION RECEIVER TYPE P.C.R.2. Made by Pye, Ltd., for the Armed Forces. 3 wavebands: 12-49 metres, 200-600 metres, 800-2,100 metres. Slow motion tuning dial. Brand new, tested before despatch. £7/10/-, carr. 7/6. **POWER PACK** for same, A.C. mains, built as for R.1155 and R.1132A Receivers £4/10/-, carr. 7/6. See below.

R.1132A RECEIVERS. In perfect condition, £3/17/6, carr. 7/6.

R.1155 RECEIVERS. Condition as new. Limited quantity only. Fully tested before despatch. £8/10/-, carr. 10/-.

R.1155 AND R.1132A POWER PACK AND OUTPUT STAGE. Complete with speaker, built in attractive, polished 8in. extension speaker cabinet. Ready to use for A.C. mains. This unit can be used for either receiver without alteration. £5/10/-, carr. 7/6.

1 MILE TWIN DON "8" TELEPHONE CABLE, £5 per mile; also ½ mile Ditto, 25/-, plus 12/6 carriage per mile and 5/- per ¼ mile.

BELLING-LEE FUSE HOLDERS. Type (10H/376). New and unused. £1 per dozen, or 2/- each.

WAVEMETER CLASS D. Frequency band covered: 1,900 kc/s to 8,000 kc/s (158-37.5 m.). In two ranges, 19,000 kc/s-4,000 kc/s and 4,000 kc/s-8,000 kc/s. In perfect working condition, £8/5/-, carriage paid.

20 WATT R.C.A. AMPLIFIER: For mike and Gram. A.C. mains 200-250 v.; 2-6L6's in push-pull; Input imped. 250 or 30 ohms; output imped. 500-600/157.5/3 ohms. This model is undoubtedly one of the finest amplifiers ever produced. Brand new and tested, limited quantity only. Our price only £18/10/-, plus 10/- carriage.

50 WATT AMPLIFIER, EX-GOVT. With 4-KT66's in paralleled push-pull. Standard 200-250 v. mains input, A.C. Output impedance 200 ohms line. For high imp. gram. and mike input. Bass boost control fitted. This excellent quality amplifier is housed in a strong metal case and is ready for use. Terrific performance. Bargain value £25, carr. paid.

CRYSTAL CALIBRATOR BY MARCONI INSTRUMENTS, NO. 5, MK. II. Brand new and unused, complete with set of 5 spare valves, operation manual and aerial. Frequency range: 52-90 Mc/s with 9 fixed frequencies: 52, 56, 60, 65, 70, 75, 78, 84 and 90 Mc/s. Accuracy: One part 10/4. Our price £7/9/6, carr. 10/-.

CRYSTAL CALIBRATOR BY MARCONI INSTRUMENTS, NO. 6, MK. III. Brand new and unused, complete with spare set of 5 valves and operating manual. Freq. range 170-240 Mc/s. Accuracy: 1 part in 10,000. Our price £7/9/6, carr. 10/-.

RECEIVER TYPE 109. In good condition. Freq. range 1.8-3.9 Mc/s and 3.9-8.5 Mc/s continuous. Designed to operate on 6 v. battery. Limited quantity only, £4/7/6, carriage 10/-.

HEAVY DUTY L.T. TRANSFORMERS: 230 v. Pri. 50 cycles, Sec. 12 v. @ 70 amps., £4/5/-, carriage paid. DITTO Sec. 15 v. @ 63 amps., same price.

PHOTO-ELECTRIC MULTIPLIER CELLS. Type 931A. £2/10/-, p.p. 1/-; Also 931A complete on chassis with multiplier network and 2-832 valveholders, etc., £3/10/-, p.p. 2/-.

MARCONI EX-GOVT. WAVEMETER TYPE W.1310. Coverage (155-23) Mc/s continuous. Complete with chart and test prods. As new, £5/19/6, carriage 8/6.

CONDENSERS. 2 mfd. 7.5 kv. working at 15 kv. Test (Dubilier). Brand new, £2-10/- each, carr. 5/-.

AMERICAN ESPEY "MODEL 100" ALL-PURPOSE TEST METER. 7 D.C. volt ranges, 3 v.-6,000 v. @ 20,000 and 1,000 ohms per volt. 7 D.C. current ranges, 12 amps.-300 microamps. 7 A.C. volt ranges, 3 v.-6,000 v. at 1,000 ohms per volt. 3 resistance ranges, 0-6,000 ohms, 0-600,000 ohms, 0-60 meg. 50 microamps, 4in. scale meter. In perfect working condition, tested before despatch. Complete with chart, test prods and batteries. £12, p.p. 3/6.

BRAND NEW CERAMIC V HOLDERS: 813, 9/6 each; 832, 6/6 each; 805, 5/- each; 1 O, 1/- each; 89A, 1/3 each; 84D, 6/6 each.

MASTER CONTACTOR MK.II, REF. 10A/10994. 24 v., new and unused. 10/6, p.p. 2/-.

AMERICAN TU-9-B UNITS. Good condition. £1, carriage paid.


AMERICAN H.F. SIGNAL GENERATORS TYPE 122A. Input 110 v. A.C. Freq. range: 8-15 Mc/s, 150-230 Mc/s. New and unused. Price £25, carr. 15/-.

SELENIUM METAL RECTIFIERS BUILT TO SPECIFICATION. ALL TYPES AVAILABLE FULLY GUARANTEED. VERY GOOD DELIVERY. COMPETITIVE PRICES. MAY WE QUOTE YOU? K3/ AND K8 SERIES STILL AVAILABLE FROM STOCK.

MANY OTHER LINES IN STOCK. YOUR ENQUIRIES INVITED. TRADE SUPPLIED.

15 LITTLE NEWPORT ST., LONDON, W.C.2.
ADJOINING LEICESTER SQUARE TUBE STATION

GERrard 6794/1433



S. G. Brown AUDIO AIDS

Handphones with individual volume control. Ideal for use with church and cinema deaf aid installations or for individuals with impaired hearing. They provide the essential clarity of reception when listening to Radio and T.V.

Send for Brochure "W" of all types available. If desired, advice is given on selection of type most suited to individual needs.

S. G. Brown provide Headphones and associated equipment for all known purposes.

S. G. Brown, Ltd.

SHAKESPEARE STREET, WATFORD, HERTS.

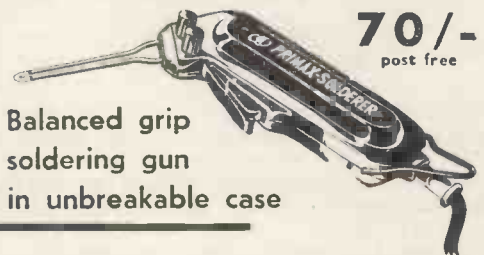
Telephone: Watford 7241

SOLDERING?

you can't beat a

PRIMAX!

70/-
post free



Balanced grip
soldering gun
in unbreakable case

Can be used intermittently without overheating. Easy soldering on hard-to-reach jobs. Heats instantly—ready for action in 6 seconds. Permanent alloy tip—lasts indefinitely with normal use. Weighs only 24 oz. Special loop for hanging. Available in 110, 200/220, 220/250 v. for A.C. only. 50/60 cycles (60 w.).

The ideal tool for any RADIO—T.V.—TELEPHONE MECHANIC or AMATEUR
ONE YEAR'S GUARANTEE

Sole Distributors: **S. KEMPNER LTD.**
29 Paddington St., London, W.1.
Phone: HUNTER 0755

"MUST HAVE" BARGAINS!

BC.610 MODULATION TRANSFORMERS. Brand new spares for this famous American Transmitter. In Maker's Original Cases. ONLY £5 each.

RF UNITS TYPE 26. For use with the R.1355 or any receiver with a 6.3 v. supply. This is the variable tuning unit which uses 2 valves EF54 and I of EC52. Covers 65-50 Mc/s (5-6 metres). Complete with valves, and BRAND NEW IN MAKER'S CARTONS. ONLY 29/6 each.

"PYE" 45 MC/S I.F. STRIP. Ready made for London Vision Channel, this 5-stage strip contains 6 valves EF50 and I EA50. Supplied with circuit and details of very slight mods. required. BRAND NEW, ONLY 69/6 or less valves 50/-.

TRANSFORMERS. Manufactured to our specification and fully guaranteed. Upright mounting, fully shrouded, normal primaries.
 425 v.-0-425 v. 250 mA., 6.3 v. 4 a., 6.3 v. 4 a., 5 v. 3 a., 65/-.
 350 v.-0-350 v. 160 mA., 6.3 v. 6 a., 6.3 v. 3 a., 5 v. 3 a., 47/6.
 350 v.-0-350 v. 150 mA., 6.3 v. 5 a., 0-4.5 v. 3 a., 37/6.
 250 v.-0-250 v. 100 mA., 6.3 v. 6 a., 5 v. 3 a., 37/6.
 250 v.-0-250 v. 60 mA., 6.3 v. 3 a., 5 v. 2 a., 21/-.
 Please add 2/- per transformer postage.

TRANSFORMERS, FILAMENT. 6.3 v. 2 a., 7/6, 6.3 v. 3 a., 10/6 (postage 1/-).

TRANSFORMERS, EHT. Upright mounting.
 EHT for VCR97 Tube 2,500 v. 5 mA. 2 v.-0-2 v. 1.1 a., 2 v.-0-2 v. 2 a., 42/6.
 EHT 5,500 v. 5 mA., 2 v. 1 a., 79/6.
 EHT 7,000 v. 5 mA., 2 v. 1 a., 89/6.
 EHT 7,000 v. 5 mA., 4 v. 1 a., 89/6.
 Please add 2/- per transformer postage.

TRANSFORMER EHT. Unrepeatable "snip" 250 v. primary, secondary 2,000 v. R.M.S. (approx. 2,800 v. D.C.). Size 2½ x 2½ x 3in. H + ½in. for tag panel. ONLY 15/- (post, etc., 2/-).

TRANSFORMERS, EX W.D. AND ADMIRALTY, built to more than 50 per cent. safety factor with normal A.C. mains primaries. Brand new and unused, 330-0-330 v: 100 mA. 4 v. 3 a., 22/6.

L.T. HEAVY DUTY. Has 3 separate windings of 5 v.-0.5 at 5 amps., and by using combinations will give various voltages at high current. ONLY 39/6 Please add 2/6 per transformer postage.

SPECIAL OFFER. Ex-Admiralty L.T. TRANSFORMER. Normal mains input, output 4 v. 20 amps. C.T. New and unused, these have become damaged, but are still usable, the damage being confined to broken fixing lugs, and/or broken bakelite terminal panels. Formerly sold at 30/-, now offered at 17/6 (post, etc., 2/6).

COMMUNICATIONS RECEIVER R.1155

The famous ex-Bomber Command Receiver known the world over to be supreme in its class. Covers 5 wave ranges: 18.5-7.5 Mc/s., 7.5-3.0 Mc/s., 1,500-600 kc/s., 500-200 kc/s., 200-75 kc/s., and is easily and simply adapted for normal mains use. Full details being supplied. Aerial tested before despatch. BRAND NEW AND UNUSED IN MAKER'S TRANSIT CASES. ONLY £11 19 6.
BRAND NEW BUT SHOP SOILED, also tested working before despatch. £9 19 6 (carriage 10/6).
A.C. MAINS POWER PACK OUTPUT STAGE, in black metal case, enabling the receiver to be operated immediately, by just plugging in, without any modification. Can be supplied as follows: WITH built-in 6in. P.M. Speaker, £5 5 5/-, LESS speaker, £4 10/- (carriage 3/6).
DEDUCT 10/- IF PURCHASING RECEIVER AND POWER PACK TOGETHER.

Send S.A.E. for illustrated leaflet, or 1/3 for 14-page booklet which gives technical information, circuits, etc., and is supplied free with each receiver.

BAND III CRYSTAL CALIBRATORS

Manufactured by Marconi Instruments. Frequency range 170-240 Mc/s. Has directly calibrated dial and incorporates 5 Mc/s. crystal for accuracy of better than .001%. Internal power pack for normal A.C. mains operation. Completely self-contained in grey metal case size 15in. x 10in. x 10in., and ready to operate, with spare set of valves, and instruction manual. In original maker's transit case. BRAND NEW. ONLY £5 19 6 (carriage, etc., 10/6).

RUNNING HOUR METERS

For checking running time of equipment up to 9,999 hours. Operates from normal 50 cycles mains. BRAND NEW IN MAKER'S CARTONS. ONLY 39/6.

"ALL DRY" RECEIVER MAINS UNIT

If your battery portable uses midcet 1.4 v. valves of the 154-1T4-1R5-354 series, then this will save you pounds in batteries. Delivers LT and HT from normal mains. Manufactured by "AVO" for the Ministry of Supply. Fused on mains side, and ready to work. Size 8in. x 5in. x 3in. BRAND NEW. ONLY 39/6 (carriage, etc., 2/6). Covers 6.0-9.0 Mc/s.

METERS

F.S.D.	SIZE AND TYPE	PRICE
1 m.a. D.C.	2½in. Flush circular ...	22/6
1 m.a. D.C.	3½in. Flush circular (scaled 600 v.) ...	52/6
10 m.a. D.C.	2½in. Flush circular (blank scale) ...	10/6
150 m.a. D.C.	2in. Flush square ...	7/6
500 m.a. thermo	2in. Proj. circular ...	5/-
1 amp. thermo.	2½in. Proj. circular ...	4/6
3 amp. thermo.	2in. Flush square ...	5/-
20 amp. D.C.	2½in. Flush circular ...	12/6
20 amp. A.C.	2in. Proj. circular ...	7/6
40 amp. D.C.	2½in. Flush circular ...	12/6
30-0-30 amp. D.C.	2in. Proj. circular ...	7/6
50-0-50 amp. D.C.	Car type moving iron ...	5/-
15 volts A.C.	2in. Flush square ...	12/6
	2½in. Flush circular moving iron ...	8/6
20 volts A.C.	3½in. Flush circular moving iron ...	25/-
300 volts A.C.	2½in. Flush circular moving iron ...	25/-
300 volts D.C.	2in. Flush square ...	10/6
750 volts D.C.	2in. Flush square ...	10/6

100 MICROAMPS METERS

2½in. circular flush mounting. Widely calibrated scale of 15 divisions marked "yards" which can be rewritten to suit requirements. These movements are almost unobtainable today and being BRAND NEW IN MAKER'S CARTONS are a snip at ONLY 42/6.

MODEL MAKERS MOTOR. Reversible poles. Only 2in. long and 1½in. diameter, with ½in. long spindle. Will operate on 4, 6, 12 or 24 volts D.C. ONLY 10/6.

100-0-100 VOLTS METERS by Sangamo Weston. 2½in. circular, basic movement being 500-0-500 microamps. A really first-class centre zero meter for hundreds of uses. BRAND NEW. IN MAKER'S CARTONS. ONLY 27/6.

POCKET VOLTMETERS. Not Ex-Govt. Read 0-15 v. and 0-300 v. A.C. or D.C. BRAND NEW AND UNUSED. ONLY 18/6.

TRIPLETT UNIVERSAL TEST METER. Made by the famous American meter manufacturers. Size 7½in. x 6½in. x 4½in. and incorporates a unique tilting bakelite container size 5½in. x 3½in. which has two meters, a 5,000 ohms per volt moving coil for D.C. measurements, and a first grade moving iron for A.C. Resistance readings up to 7.5 megohms, A.C. and D.C. volts to 1,000 D.C. current to 250 ma. In addition A.C. meter can be used as an output meter. Completely portable, with protective face cover. Thoroughly reconditioned. ONLY £9 19 6.

WALKIE TALKIE TYPE 18. Covers 6.0-9.0 Mc/s. Complete with valves, and transmitting and receiving units in metal case. In excellent condition. ONLY 79/6 (carriage, etc., 10/6).

TRANSMITTER RECEIVER TYPE 19 MK. 2. The famous mobile unit as used in tanks, armoured cars, etc., etc. Wave ranges 2.0-8.0 Mc/s in two switched bands. Complete with all valves and 12 v. Power Unit on carrier. In first-class condition. ONLY £9 19 6. CALLERS ONLY.

AVOMINOR CARRYING CASES. Size 5in. x 5in. x 2in. with long carrying strap. In high-quality leather with press stud fixing flap. Made for UNIVERSAL Avominor. BRAND NEW. ONLY 7/6. (Postage, etc., 1/-).

CRYSTALS. British Standard 2-pin 500 kc/s. 15/-, Miniature 200 kc/s. and 465 kc/s. 10/- each.

SPEAKERS. P.M. 6½in. less trans., 19/6; 8in., less trans., 16/6; 10in. with trans., 27/6 (Postage 2/- ea.).

CHOKES. 10H 60 mA., 4/-, 5H 200 mA., 7/6, 20H 120 mA., 10/6 (post 1/- ea.).

MU-METAL SCREEN FOR VCR97 TUBE, etc., ONLY 8/6.

CABLE. CLEARANCE OFFER of 16.012 twin polythene. Weatherproof, and suitable for outdoor use, 39/6 per 100 yard coil (carriage, etc., 3/6). S.A.E. for sample, trade enquiries invited.

Cash with order please, and print name and address clearly


U.E.I. CORPORATION

Radio Corner, 138, Gray's Inn Road,
 London, W.C.1. Phone: TERMINUS 7937

(Open until 1 p.m. Saturdays. We are 2 mins. from High Holborn (Chancery Lane Station) and 5 mins by bus from King's Cross.)

OHMS? RATING? TOLERANCE?

..... it's easy with **LAB**
Continuous Storage Units



Thousands of LAB Continuous Storage Units are daily solving the problem of control and storage of the great range of resistors. Compact, and capable of storing up to 720 separate resistors, LABpak make selection positive, simple and speedy. Now that Ceramicaps, Histabs and Wirewound resistors have been added to the carded range, the usefulness of LABpak storage units is enhanced.

FREE with any purchase of the LABpak range, these units are the complete answer to the storage problems of small production units, laboratories, etc.

MAKE UP YOUR ORDER TODAY
— DELIVERY EX-STOCK

All LABpak resistors are carded in ohmic value, rating and tolerance, colour indexed and tabbed for easy selection.

The LAB Continuous Storage Units are available from your normal source of supply, but more detailed information and literature can be obtained from:

THE RADIO RESISTOR CO. LTD.

50 ABBEY GARDENS · LONDON · N.W. 5
Telephones: Maida Vale 5522

F.M., HI-FI, etc.

OUR NEW FULLY ILLUSTRATED CATALOGUE WILL PROVE OF GREAT INTEREST . . . 6d. Post Free



COMPLETE RANGE OF
"Q-MAX" SHEET METAL PUNCHES
FROM $\frac{5}{8}$ " TO $2\frac{1}{2}$ " AND 1" SQUARE
AVAILABLE FROM STOCK

For clean, noise-free recordings—the

LeeRaser Tape De-magnetiser

Type B
(up to 7" dia.)
£9 10 0
Type C as
illustrated, for
all sizes
£15 0 0



As supplied to B.B.C. and leading Recording Studios

LEEVERS - RICH EQUIPMENT LTD.
78 HAMPSTEAD RD., LONDON, N.W.1. EUSon 1481

POLYTHENE

INSULATORS, END CAPS, PLUGS, ETC.

T.V. AERIALS

Standard Articles or Special Mouldings

AMPLEX APPLIANCES (KENT) LTD.

19 DARTMOUTH ROAD, HAYES, BRO. MLEY, KENT
(RAVensbourne 5531)

All export enquiries to
ANTEX LTD., 3 TOWER HILL, LONDON, E.C.3

Best Buy at Britain's

R.C.A. AMPLIFIERS MODEL MI-11220



RECEIVER RI132A covers 100-124 Mc/s with variable tuning. Ideal for conversion to F.M. Complete with 11 valves and circuit diagram. Brand new condition. Requires external power supply. Regret owing to limited number these are only available for callers. Price 65/-.

RECEIVER 25/73 (TR1196) superhet receiver with 465 kc/s I.F.s. Complete with all valves—2-EF39, 1-EK32, 2-EF36, 1-EBC33. BRAND NEW with full conversion data. Price 30/- plus 2/6 post.

R.F. UNITS. ALL BRAND NEW and BOXED. RF24, 20-30 Mc/s, 12/6. RF25, 40-50 Mc/s, 17/6. RF26, 50-65 Mc/s, 29/6 and RF27, 65-85 Mc/s, 32/6.

COMMUNICATIONS RECEIVER

RI155. BRAND NEW "MINT" condition. RI155A. £11/19/6. RI155B with super slow-motion drive, £12/10/-, RI155A, shop soiled models, as new, £9/19/6. Used models £7/19/6.

"L" and "N" MODELS. Covertrawler and shipping bands. Excellent condition £17/19/6. Carriage on all models 10/6 extra. All receivers supplied with FREE BOOKLET. Re-aligned and aerial-tested before despatch and gladly demonstrated to callers. Send S.A.E. for full details of power packs and receivers or 1/3 for booklet. D/F Loops and Visual Indicator Meters available.

A.C. MAINS POWER PACKS AND OUTPUT STAGE. All our power packs are guaranteed for 6 months.

Type A. In smart black metal case, size 8 1/2 in. x 4 1/2 in. x 6 1/2 in. less speaker, price £4/10/- plus 3/6 postage.

Type B. With built-in 5 in. speaker in black metal case size 13 1/2 in. x 5 1/2 in. x 7 1/2 in. Price £5/5/- plus 5/- carriage.

Type C. With an 8 in. speaker in specially designed beautiful black crackle cabinet to match receiver, size 1 1/2 in. x 10 1/2 in. x 6 in. A de Luxe job. Price £6/10/- plus 5/- carriage. NOTE: 10% REDUCTION WHEN PURCHASING ANY OF THE ABOVE POWER PACKS WITH RECEIVER.

45 Mc/s PYE STRIPS. Vision unit for London frequency. Complete with 6 EF60 and EA50. Circuit provided. Brand new. 59/6 each.

COMMUNICATIONS RECEIVER ADMIRALTY TYPE B.28 (MARCONI CR.100). Valve line up 2 RF, F.C. separate local Osc., 3 I.F.s, 2nd Det., Output, B.F.O. and rectifier. Self contained power supply 200/250 volts A.C. 50 c/s. Variable selectivity (crystal filter), 6,000, 3,000, 1,200, 300 and 100 cycles. Frequency coverage 60 kc/s to 30 Mc/s in six ranges, continuous except for gap between 420 to 500 kc/s. Size 16 in. x 13 1/2 in. x 12 in. Weight 82 lb. The set for the serious operator. Thoroughly overhauled in superb condition, complete with new valves and air tested prior to despatch. A real bargain at only £30.

E.M.I. OUTPUT METER

The instrument itself has a basic movement of 1 mA and incorporates a full-wave instrument rectifier. There are two ranges 0-500 milliwatts and 0-5 watts and also a decibel scale. The input impedance is 5,000 ohms. These are all BRAND NEW AND UNUSED In sealed Individual Manufacturer's cartons, complete with Instructions and are offered at about a third of list price. Only 35/- each plus 1/6 post.



HEAVY DUTY SLIDING RESISTORS. 250 watts rated to carry 25 amps., resistance 0.4 ohms, metal stand, size 9 in. x 4 in. x 6 in. high. Price 7/6 each. BRAND NEW.

- ★ Manufactured by Radio Corporation of America.
- ★ Brand new and unused.
- ★ Power output 12 watts at 5-7.5-15-600Ω.
- ★ Valve line up, 2 of 6L6, 4 of 6J7, 1 of 5U4.
- ★ Tapped transformer for use on 190-250 volts A.C.
- ★ Grey crackled case, size 17 x 11 x 9 in.

CIRCUIT SUPPLIED, ONLY £9. 19. 6 Plus 10/6 carriage
(LESS VALVES, AS SHIPPED BY MAKERS)
SET OF VALVES, NEW, BOXED, 59/6 POST FREE.

METER BARGAINS

RANGE	TYPE	SIZE	PRICE
50 Microamp.	D.C. M/O	2 1/2 in. flush circular	59/6
100 Microamp.	D.C. M/O	2 1/2 in. flush circular	39/6
500 Microamp.	D.C. M/O	2 1/2 in. proj. (scaled 10 V.)	32/6
500-0-500 MicroA.	D.C. M/O	2 1/2 in. fl. ctre. (scaled 100-0-100 V)	25/0
1 Milliamp.	D.C. M/O	2 1/2 in. flush circular	22/6
1 Milliamp.	D.C. M/O	2 1/2 in. desk type	25/-
5 Milliamp.	D.C. M/O	2 1/2 in. flush square	7/6
10 Milliamp.	D.C. M/O	2 1/2 in. fl. ctre. (blank scale)	10/6
100 Milliamp.	D.C. M/O	2 1/2 in. flush circular	10/6
150 Milliamp.	D.C. M/O	2 1/2 in. flush square	7/6
1 Amp.	Thermo.	2 1/2 in. projection	6/9
3 Amp.	Thermo.	2 1/2 in. flush square	5/0
20 Amp.	D.C. M/O	2 1/2 in. circular proj.	7/6
30-0-30 Amp.	D.C. M/O	2 1/2 in. Metal case, flat type	5/0
50-0-50 Amp.	D.C. M/O	2 1/2 in. flush square	12/6
15 Volt	A.C. M/I	2 1/2 in. flush circular	8/6
300 Volt	A.C. M/I	2 1/2 in. flush circular	25/-
300 Volt	D.C. M/C	2 1/2 in. flush square	10/6

TRANSMITTER TYPE 12. Frequency coverage 1.2 to 17.5 Mc/s in four bands. M.O., Buffer, P.A., 2 stage Modulator, built-in stabilised A.C. mains power pack, P.A. Anode current meter M.C.W., C.W. and R.T. operation. V.F.O. or crystal controlled. Super "Table Topper" size 24 in. x 12 in. x 17 in. Weight 134 lb. Complete with all valves ready for operation. In first-class condition and tested before despatch with circuit and full Instructions. Only £2 plus £1 carriage. Can be demonstrated to caller.

GALVANOMETERS 79/6

These are moving coil, permanent magnet 4 in. diam. Nonpivot instruments with knife edge pointer and 3 in. mirror scale. Extremely sensitive movement 50-0-50 microamps, approx. with amazingly low internal resistance of approx. 50 ohms., the actual value being marked on each meter individually. Fitted with a movement clamping device which comes into operation when meter is lifted from bench. These are all in leather carrying cases and packed in original maker's carton. BRAND NEW, and outstanding value at 79/6 each.

AVO "ALL DRY" BATTERY ELIMINATOR—government surplus. For A.C. mains 200/250 volts, output 1.4 volts at 300 mA. and 65 volts at 10 mA. Employs metal rectifiers and V570 stabiliser. Size 8 1/2 in. x 5 in. x 3 1/2 in. Suitable for all personal portable type sets, full instructions supplied. New, in cartons and all tested prior to despatch. Price 39/6.

MARCONI SIGNAL GENERATORS. Type TF390G. Brand new with spare, instruction manual and charts. Price £25.

HIGH VOLTAGE POWER PACKS ex-U.S.A. Brand new. Input 15 volts A.C., output 1,000 volts at 250 mA. Brand new complete with two 1616 valves, double choke and paper smoothing. £5/5/- plus 15/- carriage.

ERIE HI-K CERAMICONS. 1,000 pfd 4 B.A. chassis mtg. Particularly suitable for V.H.F. decoupling, etc. Price 10/6 dozen.

U.S.A. CHOKES. Upright mtg. Black crackled, 4 1/2 x 3 x 4 in. high. 10 H. 200 mA. 100 ohms, 12/6 each.

OUR METERS. 200-250 volts 50 c/s, 4 1/2 in. diam. Direct reading 1/10 to 10,000 hours in five scales. Indicates the time any A.C. mains operated apparatus has been in use. Ideal for life testing, process timing, etc. BRAND NEW and BOXED, 39/6 each.

METER RECTIFIERS. 1mA. Salford Instruments, 8/6; 2 mA., S.T.C. as used in E.M.I. Output Meter, 5/6. All are full wave bridge and brand new.

DU MONT OSCILLOSCOPES. 5 in. CRT, standard controls, 50 cycle mains operation. A de Luxe instrument suitable for laboratory use. Price £35. A few only Sylvania 'scopes, as advertised previously still available at £30.

X'TALS

465 kc/s S.T.C. 200 kc/s American G.E.C., 1/2 in. pins, brand new and boxed at 10/- each.
1,000 kc/s 1/2 in. pins, British standard 0.01% at 19/6 each.

H.R. HEADPHONES. Consist of two high resistance earpieces with adjustable metal headbands. Price, less cord, 6/6.

HEAVY DUTY LT. TRANSFORMERS. Standard tapped primary. Type A.30 v. 36 amp. or Type B, 50 v. 16 amp. Size 6 in. x 5 1/2 in. x 8 in. high. Weight 24 lb. BRAND NEW, not ex-Govt. suitable for soil heating, rectifiers, chargers, etc., special offer, 55/- each, plus 5/- carriage.

EX-ADMIRALTY. Primary 230 v. 50 c/s. Secondary 620-550-375-0-375-550-620 v. (620 v. at 200 mA., 550 v. at 250 mA.). Two rectifier windings at 5 v. 3 amps. each. Total rating 278 vA. Upright mtg., weight 24 lb. BRAND NEW, 39/6.

EX-ADMIRALTY. Primary 250 v. 50 c/s. Secondary 5-0-5 v. 5-0-5 v., and 5-0-5 v., all at 5 amps., each winding. This means, in effect that you can have 5, 10, 15, 20, 25, 30 v. at 5 amps. or other possible combinations. Size 4 1/2 in. x 4 1/2 in. x 6 in. high. Weight 12 lb. BRAND NEW. A very useful transformer at only 39/6.

BAND III CRYSTAL CALIBRATORS by MARCONI INSTRUMENTS. Ex-Govt. Freq. range 170-240 Mc/s. Directly calibrated dial. 5 Mc/s. crystal oscillator. Self-contained power pack for A.C. mains operation. Grey metal instrument case, size 15 1/2 in. x 10 in. x 10 in. Complete with crystal and all valves, spare set of valves. Instruction manual, BRAND NEW IN ORIGINAL TRANSIT CASE, a real SNIP at only £5/19/6

CHARLES BRITAIN (Radio) Ltd.

11 UPPER SAINT MARTIN'S LANE
LONDON, W.C.2. TEMple Bar 0545

One Minute from Leicester Sq. Station (up Cranbourn St.)
Shop Hours: 9-6 p.m. (9-1 p.m. Thursday) Open all day Saturday

SAMSON'S SURPLUS STORES

SPECIAL OFFER OF SELENIUM RECTIFIERS. 80 v. D.C., 3 amp. F.W., 65/- P.P. 2/6. 72 v. D.C. 1.5 amp. F.W., 27/6. P.P. 2/-. 36 v. D.C. 1.5 amp. 22/6. P.P. 2/-. 24 v. D.C. F.W. 2 amp. 17/6. P.P. 1/6. 12 v. D.C. F.W., 4 amp., 15/- P.P. 1/6. H.T. 230 v. D.C. 600 mA. F.W., 15/-, 200 v. D.C. 130 mA. F.W., 10/6. 45 v. D.C. F.W., 80 mA. E.H.T. 900 v. 2 mA., 6/6. P.P. 1/-.
AMERICAN OHMITE HEAVY DUTY POT. 6 ohm 2.5 amp., 5/6. P.P. 9d. 350 ohm, 25 watt, 3/6. P.P. 9d.

HEAVY DUTY SLIDING RESISTORS. We have London's largest selection. Listed below are a few types of our range.

5.3 ohms., 8 amp. with geared control, 35/-. 0.4 ohm. 25 amp. with geared control, 17/6. 1 ohm. 12 amp. Slider control, 12/6. 7.5 ohm. 4 amp. geared control, 15/-. 50 ohm. 1 amp. very fine slow motion control, 3/6. 100 ohm. 1.5 amp. slider control, 22/6. Carr. on all resistors, 2/-.
ALKALINE BATTERIES. Crates of five cells giving 6 v. at 53 A.H. Size of wood crate 15 x 5 1/2 x 11 1/2 inches, £5/19/6, plus carr. 7/6. Single cells 2.4 v. 18/20 A.B. Size 4 1/2 x 6 x 3 1/2 inches, 15/-. carr. 2/-. **BRAND NEW METERS** by famous Makers, 4in. Round Flush MI Ammeters, 0-40 amp., 500 *ohms*. Maker's tolerance slightly less at 50 c/s., 35/-. P.P. 2/-. 3 1/2in. Round Flush MC 0-400 mA., 30/-. P.P. 2/-. 2 1/2in. Round Flush 500 mA., 100 mA., 50 mA., 15/- ea. P.P. 1/6. 0-20 c/s. A.C. 50 c/s. 2 1/2in. Round Flush Blank Scale or Calibrated, 10/6. P.P. 1/6. 0.5 amp. 1 F 2 1/2in. Sq. Flush, 3/6. P.P. 1/-.
Many other types of High Grade Meters available. Let us know your requirements.

COMMANDO ASSAULT TELEPHONE CABLE, P.V.C. 1,000 yard drums. Ideal telephone cable and very useful for the home and garden, 12/6 per drum. P.P. 1/6.
EXIDE 10 VOLT 5 A.H. GLASS ACCUMULATORS. Size: 7in. x 2 1/2in. x 5in. Suitable for H.T. unit construction and models, etc. Brand new in maker's cartons, 7/6. P.P. 1/6.
WILLARD 24 V. 11 A.H. AIRCRAFT BATTERIES. Size: 8in. x 7 1/2in. x 7 1/2in., 47/6. carr. 7/6.
ARMY FIELD TELEPHONES, TYPE D5. Buzzer calling, complete with hand set and batteries. Built-in strong metal cases. Suitable for farms, building sites, workshops, etc., 49/6, carr. 3/-.
INSTRUMENTS, ADMIRALTY INTEGRATORS, TYPE A 881. Incorporating very fine Galvo movement, coil 40 ohms. Centre zero to P.D. 1 microamp. Small mirror one metre radius. A very useful laboratory instrument, 65/-. carr. 2/6. **METRO-VICKERS MASTER VOLTMETERS,** 0-20 volts A.C. 50 cy. M.L. 8in. mirrored scale, 25/-. P.P. 1/6.
30FT. AERIAL MASTS. Comprising nine tubular steel sections, length 4ft., dia. 2in. Top plate and base. Pickets gives not supplied, £5/10/-. carr. 7/6.
HEAVY DUTY CANADIAN ADMIRALTY 8in. BLOWERS. Motor Spec. 220 A.C./D.C. 1 h.p. R.P.M. 2,600. Series wound, continuous rating, £17/10/-. plus carr.

169/171 Edgware Road,

London, W.2. Tel.: PAD 7851

125 Tottenham Court Road, W.1.

Tel.: EUS 4982

All orders and enquiries to our Edgware Road branch, please. This is open all day Saturday.

ADVANCE COMPONENTS LTD.

offers the following posts to men of ability.

- (1) Design engineers for electronic instruments capable of designing complete instruments to production stage. Experience necessary and a knowledge of production problems desirable.
- (2) Engineer for design of constant voltage devices to customers' requirements and for new development. Knowledge of transformers and magnetic amplifiers useful.
- (3) A practical electronic engineer as Chief Inspector capable of supervision of goods inwards inspection, quality check on finished instruments, maintenance of test gear.

Apply to:

The Technical Director,
Advance Components Ltd.,
Marlowe Road, Walthamstow, E.17.

Z. & I. AERO SERVICES LTD., DYNAMOTORS

Type	Input		Output		Filter	Weight lbs.
	V.	A.	V.	A.		
DM28	28	1.23	220	.070	yes	6
DM32	28	1.10	250	.060	no	4
DM33	28	5.0	575	.160	no	9
DM53	28	1.0	220	.080	no	5
MP28	24	14.8	540	.450	no	22
PE94	28	11.5	14.5 150 300	4.9 .010 .260	yes	37
ML3412-35 ...	24	.80	135	.026	yes	9
23350	27	1.75	285	.075	no	2.5

Test Equipment

Still Available

- I-222 Signal Generators/Frequency Meters, with Crystal Check Points, Range 8-15 and 150-230 mc.; carriage extra £12 0 0
- Type 804 GR Signal Generator, range 7.5-330 mc., carriage paid £65 0 0
- TF390G Marconi Signal Generator, range 16-150 mc., carriage extra £25 0 0
- TF517F Marconi Signal Generator, range 18-58 mc. and 150-300 mc., carriage extra £35 0 0
- Comprehensive range of reconditioned and guaranteed Test Gear from lowest audio frequencies to "X" band.

Please write for Catalogue and details to:

Z. & I. AERO SERVICES LTD
19, Buckingham Street, London, W.C.2

Tel.: TRA. 2371/2



E.M.I. ENGINEERING DEVELOPMENT LTD.

is the active and steadily expanding Development Company of the E.M.I. group, makers of H.M.V., Columbia and Emitron products. The company has a limited number of highly attractive vacancies at its laboratories at Hayes and Feltham (Middlesex), and at Wells (Somerset).

VACANCIES

Senior Engineers and Physicists, qualified and with experience, are needed for teams engaged on a variety of problems of electronics development.

Engineers and Physicists, also qualified and preferably with some experience, but this is not essential, to back up our senior men.

Senior Designers and Draughtsmen, the former to design the mechanical equipment associated with the company's work, the latter to work either on the circuit or mechanical side.

Technical Writers, with sound engineering background and, preferably, knowledge of Radar and TV techniques, who must be able to write clear, concise, factual descriptions of intricate electronic-mechanical proto-type equipment.

Technical Assistants, with O.N.C. and some experience either in industry or with the services.

School Leavers, with G.C.E. ordinary or advanced level to join our trainee courses run in conjunction with E.M.I. Institutes.

All posts are pensionable. Salaries are commensurate with ability, experience and the responsibility to be undertaken. Prospects in the company are excellent.

Please reply in the first instance, with full details of experience, to

Personnel Dept. (ED/EE)

E.M.I. Engineering Development Ltd.,
Hayes, Middlesex.

SENIOR and INTERMEDIATE ENGINEERS


for
Development Work on Electronic
Testing Equipment

Extremely interesting work in rapidly expanding section covering a wide field of amplifier and recorder equipment for engine and component testing.

Competitive salaries will be paid to suitable applicants.

Applications, quoting E.D.50, giving details of age, qualifications, experience and salary required, should be addressed to:

The Personnel Manager, The Bristol Aeroplane Company Limited, Engine Division, Filton House, Bristol.



VHF/FM BROADCAST RECEIVER TYPE CB4

Constructed to VHF standards throughout. Covers the band 2 with RF, Mixer, 2-IF, and ratio detector stages. Provision is made for single or push pull output, or added Short Waveband. Although "hand built" in small quantities, an attractive price is maintained.

Model "A," FM tuner. A popular and small unit, with good sensitivity. These are in use from Bognor to Ely, and little changed since first described by Amos and Johnstone in the "Wireless World." New "hammer" finish front plate and tuning scale carries a magic eye; this and power unit are optional.

Our new Linear Amplifier is condensed to only 12 x 5in. plan with symmetrical front layout. Linear Hi-Fidelity Amplifier £14 10 0.

CB4 FM/MW feeder unit, mains driven.....	£21	0	0
CB4/2, with push pull output	£26	0	0
"A" basic tuner	£11	17	6
"A" tuning scale, magic eye	£2	0	0
"A" power unit	£3	0	0

Welcome to MARLBOROUGH YARD, N 19, evening demonstrations also arranged.

BEL SOUND PRODUCTS CO. ARC. 5078



BELCLERE

MINIATURE

INPUT, OUTPUT
AND INTERSTAGE


TRANSFORMERS

We specialise in the manufacture of coupling transformers to customers requirements. An illustrated brochure describing the range of transformers we manufacture will gladly be sent on request.

Illustrated above is a standard input transformer type "E" size 1in. x 3/4in. x 3/4in. overall, available with varnish dip finish, encapsulated block form, or in mu-metal screening can.

Quick delivery—low prices—maximum efficiency.

JOHN BELL & CROYDEN, 117 HIGH STREET, OXFORD
Telephone: 47072. Cables: Belclere, Oxford.



The easiest & cheapest way
to convert to I.T.A.

THE "CLEVELAND" T.V. CONVERTOR

The most simple of all Conversions with station selection by Switch Control. Simplifies the conversion of existing Band 1 television receivers to receive the new commercial programmes without alteration to the existing receiver in any form whatsoever. Connect the converter externally to your television receiver, switch on, and select either programme at will. The most economical and easy adaptation for those who own a T.V. but are only able to receive the B.B.C. transmissions. Finished in silver grey with a mottled appearance the unit is good to look at yet inconspicuous.

Please note:—The Cleveland Converter cannot be used with some of the older types of T.V. Receivers. Please state model number when ordering. A Band 3 aerial is required for all I.T.A. programmes. If you do not already have one we can supply.

Type AG29

17'6

DEPOSIT
and 8 monthly payments of 18'8.
Post and packing 3/-

CASH
£7. 10. 0

LAFCO COMPOUNDS LTD. (Dept. WW2)
3 CORBETTS PASSAGE, ROTHERHITHE NEW ROAD, LONDON, S.E.18



- ★ 14 ranges
- ★ Linear scale
- ★ 200/250 volts A.C. mains operation
- ★ Condenser leakage test
- ★ Internal standards of 1%
- ★ Full guaranteed

The MODEL CR50 BRIDGE measures from 10pF to 100 mFd and from 1 ohm to 10 megohms in fourteen ranges, having a total scale length of 120

inches. Indication of balance is given by a magic eye fed from a high gain pentode amplifier. Designed for bench use with case and panel of steel, finished black crackle. Complete with valves and instructions ready for use from A.C. mains. ONLY £7/18/- plus 4/6 carr./packing. Over 600 of these instruments have now been sold.

SG50 SIGNAL GENERATOR covers 100 kc/s to 80 Mc/s in six ranges on fundamentals (not harmonics), modulated or CW. Uses two type EF91 valves and SenTerCel rectifier. Mains transformer. The directly calibrated scale length is greater than 60 inches. In olive green case 9in. x 13in. x 4in. with front panel of green Perspex engraved white. ONLY £8/10/-, plus 6/- carr./packing.

VV50 VALVE VOLTMETER measures up to 250 volts A.C., R.F., and D.C. with input impedance of 11 megohms. ONLY £7/19/6, plus 4/6 carr./packing.

Please send a stamped and self addressed envelope for further details, sent by return post. H.P. terms available. Callers only—Charles Britain (Radio) Ltd., 11 Upper Saint Martin's Lane, W.C.2.

Post and H.P. orders to—

GRAYSHAW INSTRUMENTS

PARK STABLE YARD, LEYTON ROAD, HARPENDEN, HERTS.



DC-DC CONVERTERS

for changing low voltage DC to a higher voltage DC—providing anode supply to amplifiers, radio transmitters, etc. Prices from £7.6.0.

DC-AC CONVERTERS for use with

ELECTRIC GRAMOPHONES • RADIOS
RADIOGRAMS • AUTOCHANGE
RADIOGRAMS • TELEVISION
TAPE RECORDERS • TV from
Country House Lighting Plants (price according to instrument).

Prices: From £8. 16. 0—for small motors—or from £11.16.6—for radio-grams (including 3-speed types).

Inputs: 6 12, 24, 32, 50, 110 or 200 250v. D.C.

Outputs: 110v. or 230v, 50 or 60 c/s 30w. to 300w.

Units complete & ready for use.

Write for descriptive folder W.W.

accepted
as the
standard

... by Leading Manufacturers, the Trade and the Aircraft Industry.



Specialists in Converters since 1937

NEW CHAPEL RD., HIGH ST., FELTHAM, MIDDX. Tel: FELTHAM 4242
Service Dept: 57 Fortess Road, London, N.W.5. GULLIVER 5165 & 7202
Overseas enquiries to nearest E.M.I. Organisation Depot.

FOR RAPID ERASURE USE THE
HARVEY ELECTRONICS LIMITED

BULK ERASER

FOR 1/4" MAGNETIC TAPE. IDEAL FOR QUICK CLEANING OF ALL 1/4" STANDARD TAPE. ENABLING EACH RECORDING TO COMMENCE WITH ABSOLUTELY CLEAN TAPE. SUITABLE FOR GRUNDIG STENOIRETTE SPOOLS

LIST PRICE £7.10.0



Send for pamphlet and full details from:—

HARVEY ELECTRONICS LTD.
273, FARNBOROUGH ROAD,
FARNBOROUGH, HANTS.

Tel.: Farnborough 1120

LONDON OFFICE:—

69, Union Street, S.E.1. Phone: HOP. 4667

KAYE'S for RELAYS

B.P.O. 3000 and 600 type to your specification.

Coils up to 100,000 ohms. Tropical Baked or Vacuum Impregnated. Component parts and/or coils supplied separately. Prototype relays made, if required.

Please may we have your enquiries NOW!

Contact Blanks supplied to order

Key switches and Telephone Equipment

KAYE ELECTRICAL MANUFACTURING CO.

Havelock Works, Havelock Place, Harrow, Middlesex.

HARROW 1432

INTRODUCING THE

Rd MINOR Mk III HIGH FIDELITY AMPLIFIER

Now with provision for radio, especially FM!

With provision for radio the redesigned Mk III version of this popular design forms the basis of an extremely compact and inexpensive complete high fidelity system, ideal where cost or space is the primary consideration.

- ★ 40 m/A spare power.
- ★ Enlarged and sectionalised O.P.T.
- ★ 'UL' type output stage (EL84).
- ★ 3 record characteristics.
- ★ Simplified p.u. matching.
- ★ 17.5 DB N.F.B.

PRICE COMPLETE: **£14**

Illustrated leaflet post free on request.

ROGERS DEVELOPMENTS (ELECTRONICS) LTD.

116, BLACKHEATH ROAD, LONDON, S.E.10

Tel.: TIDeway 1723.

A. C. SOLENOID TYPE SB/T

Continuous 2.3/8lb. at 1"
Instantaneous to 16lb.




100% PRODUCTION INSPECTION

Smaller Sizes Available
Also Transformers to
6KVA 3 Phase


R. A. WEBBER LTD.

18 FOREST ROAD, KINGSWOOD, BRISTOL. PHONE 74065.



an outstanding
new
contribution
to
high-fidelity
technique

KELLY RIBBON H.F. REPRODUCER



THE SPECIFICATION

- Response..... 3,000-20,000 c/s.
- Power Cap..... 10 watts
- Impedance..... 15 ohms
- Flux..... 10,000 Gauss
- Dynamic Mass..... 0.008 gms
- Force mass ratio 4×10^7 dynes/gm.
- Horn loaded..... 1,000 c/s Cut-off
- Dimensions..... $8\frac{1}{2} \times 5\frac{1}{2} \times 4\frac{1}{2}$ in.
- Weight..... 8 lb.

Consider these characteristics — appreciate the significant part they can play in your "Hi-Fi" set-up. Observe the advanced design, that is the work of a leading acoustics authority . . . and note the price! Reasons enough why you should send for full technical data.

LIST PRICE **12 GNS**

The **KELLY RIBBON** H.F. REPRODUCER

Manufactured by Kelly Acoustics Ltd.
EXCLUSIVE WORLD-WIDE DISTRIBUTION BY
THERMIONIC PRODUCTS LIMITED · HYTHE · SOUTHAMPTON · HANTS. Phone: Hythe 3265
GD4

The NEW "TRANTESTA"
for
**FLY-BACK &
IRON-CORE
Transformers**



17 GNS.

Subject to usual
Trade Terms

**ORDER
NOW!**

FROM YOUR
WHOLESALE

Provides an immediate and positive check of fly-back and most iron cored transformers either in or out of the set. Tests continuity of wiring revealing even one shorted turn. Indispensable to the Television Service Engineer and Research Technician.



FARNELL INSTRUMENTS LTD.

15 PARK PLACE · LEEDS 1 · Phone: Leeds. 32958/9



VALVES & RADIO

TELETUBES TELEVISION



Invite applications from Engineers with Degree/HNC for:
DESIGN AND DEVELOPMENT — PRODUCTION
PLANNING — TEST GEAR — MACHINE
DEVELOPMENT — VALVE APPLICATIONS —
STATISTICAL RESEARCH — CHEMICAL
RESEARCH — TRAINING IN ADMINISTRATION

Typical posts are:

Valve Engineering Laboratory:

Senior and Junior Engineers, B.Sc.Hons. (Physics and Maths.), required for group working on advanced Valve Development and Testing. Work includes Vibration Problems, Electronic Optics and Circuitry, Teletube Design.

Radio/TV Engineering Laboratory:

Development Engineers, B.Sc. (Physics and Maths.), for work on Radio/TV Domestic and Monitoring Receivers, Service Equipment and Experimental Colour TV. Plenty of scope for original ideas.

Draughtsmen for Plastic Mould Tool and Elec. Mech. Design; Advanced Jigs and Fixtures for Valve Assembly; Electronic Test Equipment.


These modern factories are within easy reach of Charing Cross.

**Post Graduate Training Scheme
Sports Club — Pensions Scheme**

Apply with brief details and quoting Ref. WW51 (or further information will gladly be sent on request) to:

**W. I. YEOMANS, Personnel Manager,
STANDARD TELEPHONES & CABLES, LTD.,
KOLSTER-BRANDES, LTD., Footscray, Kent**

Good ELECTRICAL EQUIPMENT



is Better

with **NEON**

Indicator LAMPS

For all A.C. or D.C. mains voltages—long life—negligible power consumption—extreme reliability.



MAY WE SEND YOU A DETAILED FOLDER ?

HIVAC LIMITED
STONEFIELD WAY, VICTORIA ROAD
SOUTH RUISLIP, MIDDLESEX
Telephone : Ruislip 3366

WALMORE ELECTRONICS LIMITED

PHOENIX HOUSE, 19/23 OXFORD STREET,
LONDON, W.1.


Telephone : GERrard 0522 Cables : Valvexpor

EXPORTERS OF RADIO, TELEVISION AND INDUSTRIAL TUBES, HAVE PLEASURE IN INTRODUCING THEIR BRAND



AND INVITE ENQUIRIES FROM BUYING AND CONFIRMING HOUSES EXCLUSIVELY FOR EXPORT

We wish to advise our many friends in the trade that we are unable to supply the home market and that all previous lists and quotations must be considered cancelled



13 CHANNEL TUNERS

NOW AVAILABLE TO THE HOME T.V. CONSTRUCTOR

Suitable for home constructed receivers—including "The Wireless World", "Magnaview", "Teleking", "Premier", etc. Complete with fitting instructions **£6**

Bracket for fixing tuner to cabinet 2/6

Call for a demonstration of our HI-FI EQUIPMENT and LARGE SCREEN T.V. or send for leaflets and details of DECCA, G.E.C., PAM, LEAK, and VALRADIO equipment.

SERVICING BY FACTORY TRAINED ENGINEERS

SUPER-VISION LIMITED

136, High Street, Teddington, Middlesex. Tel : Kingston 4393.


IMPREGNATE your coils with ease

BLICKVAC

High Vacuum Impregnators meet the most stringent specifications and yet are easy to handle. Full range of models available to meet the needs of the large-scale producer, the research laboratory or the small Rewind shop.

Outstanding Features:

- Ease in control.
- Ease in cleaning.
- Elimination of vibration.
- Unequalled flexibility and performance.
- Simple attachment of auxiliary autoclaves.
- Units available suitable for Varnish, Wax, Bitumen and Potting Resins.



Users include M.O.S., N.C.B., G.E.C., Pye, Marconi, Metro-Vick.

If your problem is COIL IMPREGNATION or impregnating or casting with Potting Resins consult:

BLICKVAC ENGINEERING LTD.

Bede Trading Estate, Jarrow, Co. Durham. Jarrow 89/7155
96-100 Aldersgate Street, London, E.C.1. Monarch 6256/8


Now available

with our Equipments

The

Ortofon

Moving Coil Pickup



- Separate heads for L.P. and 78 r.p.m. records.
 - The Ortofon arm with ball-bearing mounting and special quick-locking ring.
 - Suitable matching transformer for use with our pre-amplifiers.
- Type 384 with triple mu-metal screen for hum rejection and a copper screen against stray R.F.

Demonstrations: London area:

Messrs. B-K Partners Ltd.,
The Classic Electrical Co. Ltd.

DETAILS of this and the new GOODSSELL GOLDEN RANGE o
Amplifiers sent upon request.

GOODSELL LIMITED, 40, Gardner St., Brighton, 1

Telephone : 26735

The MURRAY-HILL Co.

DECALS

Transfer labels for marking Electronic Equipment

- ★ EASILY APPLIED
- ★ PROFESSIONAL FINISH
- ★ LONG LASTING
- ★ NO BACKGROUND
- ★ GOVT. APPROVED

Decals are available from stock as follows:—

STANDARD MK. II EDITION, in black or white, approx. 750 titles, 3/32in. lettering, covering radio reception, transmission, sound recording and amplification, oscilloscopes, television, pulse technique, radar, navigational, industrial control, measurement, units of quantity, volts, ohms, etc. C.V., etc., serial numbers, letters and numbers in 2 sizes, 1/16in. and 3/32in. Price 4/9 + 3d. post.

AMATEUR MK. II EDITION, in black or white, approx. 300 titles, 3/32in. lettering, covering radio reception, transmission, sound recording and amplification, oscilloscopes and T.V. Price 3/6 + 3d. post.

DIALS AND SCALES, black or white, for small pointer knobs, per set of 12. Price 1/3 + 3d. post.

Letters and numbers black or white, 1/16in. characters, ref. 24, per set. Price 1/8 + 3d. post.

ON AND OFF LABELS black or white, 1/16in. lettering, per set of 64 pairs. Price 1/3 + 3d. post.

"DANGER—HIGH VOLTAGE" slide-off transfers, 1 1/2in. x 3 1/2in., red on white background. 4/9 doz., 27/6 gross.

STATION NAMES, Names of principal long, medium and VHF broadcasting stations, solid lines and wavelength numbers, for long, medium, short and VHF, in 3 different colours for the various bands. For application to opaque panels or behind glass. Please state which. Price 3/6 + 2d. post.

Special decals for large users. P.V.C. decals for cable marking.

**THE MURRAY-HILL CO., Link Hill, Nr. Hawkhurst,
KENT. Telephone : Sandhurst 276**

JASON for F.M.

STANDARD TUNER £15.17.0

(including tax)

Four valves type Osram Z.77, one being used as a limiter. This tuner has better than average sensitivity, and the tuning drift is negligible. Useful range at least 60 miles from Wrotham. Permeability tuning. Totally enclosed case. Station names marked on the scale.

Ask your local high fidelity dealer for a demonstration or visit one of the following:—

Arthurs (Arthur Gray Ltd.), 150-152, Charing Cross Road, W.C.2. TEMple Bar 5833.

City Sale & Exchange Ltd., 93-94, Fleet Street, E.C.4. CENTral 9391.

Classic Electrical Co. Ltd., 352-364, Lower Addiscombe Road, Croydon, Surrey. ADDiscombe 6061.

Clyne Radio Ltd., 18, Tottenham Court Road, W.1. MUSEum 5929.

H. C. Harridge, 8, Moor Street, W.1. GERard 7108.

Holley's Rad'os, 285, Camberwell Road, S.E.5. RODney 4988.

Home Radio of Mitcham, 187, London Road, Mitcham. MITcham 3282.

A. Imhof Ltd., 112-116, New Oxford St., W.C.1. MUS 7878.

Lanes Radio, 11, Gardner St., Brighton. BRIGHTon 20773.

Rogers Developments Co., 116, Blackheath Road, S.E.16. TIDeway 1723.

Tele-Radio (1943) Ltd., 189, Edgware Road, W.2. PAD 4455.

The Gramophone Exchange, Ltd., Astra House, 121-123, Shaftesbury Avenue, W.C.2. TEMple 3007.

Vortexion Ltd., 257-263, The Broadway, Wimbledon, S.W.19. LIBerty 2814.

Webbs Radio, 100, Dean St., W.1. GER 7308.

F.M. COMPONENTS. Coils and chassis with attractive dial available to build the Tuner described in the Data Publications book which costs 2/-.

The Tuner described in this book is often known as the "Jason Circuit" because the book was written by G. Blundell of the Jason Motor & Electronic Co.

In case of difficulty please contact:—

THE JASON MOTOR & ELECTRONIC CO.

328, CRICKLEWOOD LANE, LONDON, N.W.2

SPeedwell 7050

ELECTRONIC COMPUTERS

FERRANTI LTD.

invite applications from

ELECTRICAL & MECHANICAL ENGINEERS

or

SENIOR & JUNIOR VACANCIES

in their

COMPUTER

RESEARCH & DEVELOPMENT LABORATORIES

FERRANTI COMPUTERS have already been installed in Research Establishments and Universities in this country, in TORONTO, ROME and AMSTERDAM and development is proceeding rapidly. These new appointments offer unique opportunities to Engineers desirous of securing knowledge and advancement in the new and exciting field of Electronic Computing. Applicants should preferably hold good honours degrees and/or have had first class experience in research and development in Electronic Engineering or small high precision mechanisms.

GRADUATES COMPLETING NATIONAL SERVICE IN TECHNICAL BRANCHES OF H.M. FORCES ARE ALSO INVITED TO APPLY.

These are permanent staff appointments and carry excellent salary scales with corresponding pension benefits. Application is by form obtainable from T. J. Lunt, Staff Manager, Ferranti Ltd., Hollingwood, Lancs. Please quote ref. CD.

BATES

SURPLUS STORE

BENDIX RECEIVER TYPE RA10.

Brand new. 8 valves, all metal types, one each 6K8, 6R7, 6K6, 6C5, 6H6, 3 of 6SK7. Complete with all valves, only £3/10/-, post 7/6.

TRF RECEIVERS BATTERY.

Type R1545. 4 valves, type ARP12 "VP23" distress band. Coils could be added for Medium and Short Waves, with valves in wood case. New condition, 27/6, post 2/6.

PACKARD BELL PRE-AMPS.

Brand new in original cartons, with instruction book and valves 6SL7, 28D7, 12/-, post 1/6.

WAVEMETERS.

180 Mc/s. to 220 Mc/s. New condition with valves, 230 volt 50 c.p.s. power pack, and 0-1 mA., 2½ in. R.D.F.L. Meter in metal case, basis of a valve voltmeter, 35/-, Post 5/-.

GAMMA RADIATION MONITORS.

Type 1006, complete with ionisation chamber, pre-amp, master amplifier and dose clock. Meter scaled in units of 0.1R/8 hrs. Complete Gamma Radiation Unit mounted in Console, £25 each.

MICROAMP METERS.

0 to 20 μ A scaled 0 to 20 μ A, 3½ in., Fl. mounting, 47/6 each.

ELECTROMETER UNITS.

Type 1141A (E. K. Cole) 3 ranges. Vibrating Reed Electrometer, for measuring minute voltages and currents, used in conjunction with amplifier, £6/10/- each.

VHF RECEIVERS TYPE 1392A, 100 to 150 Mc/s.

15 Valves, 2 RF, 3 IF, Op., IF = 4.85 Mc/s, Bandwidth \pm 25 kc/s at 6db, down, voltages 250 v. at 80 mA., 6.3 v. at 4 a. A super-sensitive Receiver, £5/10/- each C.P. Eng., Scot. and Wales only.

MONITOR, TYPE 52X4.

Containing VCRI3B, 500-0-500 Microamp meter, scaled 100 v., CZ, 6, SP61, 1—SZ4, 1—VU120, ideal for 'scope, 45/- each.

49 IVY STREET : BIRKENHEAD

(by main Tunnel Entrance)

PILOTLESS AIRCRAFT

The Research Department of Short Brothers & Harland Limited, is engaged in the development of an interesting system of Automatic Control for Aircraft. For men with a flair for small electrical devices, gyros, accelerometers and instruments, there are vacancies in the Electro-mechanical Section for Senior Engineers, Engineers and Technical Assistants.

QUALIFICATIONS:—

SENIOR ENGINEERS:—A good degree, at least five years' engineering development experience and ability to control fully a project involving a team of development engineers.

ENGINEERS:—A degree or equivalent and several years' engineering experience and capacity to develop equipment from the original idea to the prototype stage with minimum supervision.

TECHNICAL ASSISTANTS:—H.N.C. or equivalent with practical experience in their particular fields. Experience desirable, of one or more of the following: Servo-mechanisms, auto-pilots or auto-stabilisers, analogue computing devices, etc.

These are permanent positions in an expanding organisation with new well-equipped laboratories. Good salaries and prospects for men with initiative, pension scheme, assistance with removal expenses from Great Britain and with housing.

Apply with details of age, qualifications, experience and salary required to—

Staff Appointments Officer, P.O. Box 241,
Belfast, quoting S.A.93.

THE MULLARD RADIO VALVE CO. LTD.,

require a **Physicist or Electrical Engineer** for design and development work on cathode ray tubes for colour television.

Physicists or Engineers who possess a B.Sc., Honours degree and have an interest in electron optics, glass technology or physical chemistry are particularly invited to apply.

The vacancy outlined above is caused by the expansion of the Company's activities in this field. The commencing salary will be according to individual age, experience and qualifications and can be considered as progressive.

The Company's policy regarding the employment of scientific staff provides adequate prospects for advancement and breadth of outlook is assured by opportunities for transfer to other fields of work within the Company.

There are facilities for further study and a Company Pension Scheme and progressive holiday plan.

Applications in writing will be treated with the strictest confidence and should be addressed to **The Personnel Officer, The Mullard Radio Valve Co. Ltd., New Road, Mitcham Junction, Surrey**, quoting reference JFG/S.1/M.D.2.



(REGD. TRADE MARK)

Have pleasure in announcing HIGH QUALITY STEREOPHONIC HEADS (RECORD AND REPRODUCING)

Suitable for use with the new Stereosonic pre-recorded magnetic tapes.

Dual track, high impedance embodying all the features of our standard range of heads.

Easily fitted to any Bradmatic tape desk by replacing the normal two-contact mounting stem with a three-way type.

- ★ High Impedance
- ★ Low Cross Talk
- ★ Reversible Gaps
- ★ Normal two-screw adjustment and fitting
- ★ Can also be used for playing standard single-track recording
- ★ Uses our standard screening cans

Write for full details.

BRADMATIC LIMITED
Station Road, Aston, Birmingham 6.
Telephone: East 2881-2. Telegrams: Bradmatic, Birmingham.

THE EDISON SWAN ELECTRIC Co. Ltd.,

Cosmos Works, Brimsdown, Enfield, Middlesex

has vacancies in its Research and Development Departments for:—

1. Development Engineers for work on design and development of thermionic valves.
2. Technical Assistants for work in connection with design and development of thermionic valves.
3. Mechanical Engineers interested in the problems of mass production associated with thermionic valves.

These vacancies are the result of a rapid expansion in the Company's activities. The positions are progressive and carry the advantages of a Pension Scheme.

Applicants for vacancies (1) should have an Engineering or Physics degree, but applications from candidates with H.N.C. or equivalent will be considered.

Applicants for vacancies (2) and (3) should have Ordinary N.C. or H.N.C. or Inter B.Sc., or equivalent.

The starting salary will be in accordance with the qualifications, experience and age of the applicants.

Applications should be in writing and will be treated with the strictest confidence. Apply to the Personnel Superintendent.

PLANNING & ESTIMATING ENGINEERS

The English Electric Company Limited, Stevenage, Herts, have a number of vacancies at different levels for men with initiative, willing to tackle new and interesting processes, and development work, in a wide field of Mechanical/Electronic Precision Equipment.

The qualifications looked for are:—

- (1) Higher National Certificate or equivalent with a full apprenticeship.
- (2) Several years' experience in estimating, methods and planning in light engineering, instruments and mechanical/electronic assemblies, including the materials used.
- (3) Ability to clear technical snags during various stages of development.

These are permanent staff positions offering excellent prospects and conditions. Housing will be available to married applicants in certain instances. Applications to Dept. C.P.S., 336/7 Strand, W.C.2.

Quoting Ref. No. 1343H.



Estd.

1925

EASY

TERMS

A word of thanks!

For 30 years we have specialised in supplying quality radio and electrical equipment and accessories to "Wireless World" readers for cash or on convenient terms.

Our policy has always been to select only those products which we know will give lasting satisfaction and we greatly appreciate the expressions of goodwill received from our customers during this long and happy association.

LEAK QUALITY EQUIPMENT for the Connoisseur

Used by Broadcasting Corporations throughout the World

The Leak reputation for Quality Reproduction, precision engineering and fine appearance is firmly established and we shall be glad to supply you with any of their products for cash or on easy terms as desired.

TL/10 AMPLIFIERS · "POINT ONE" or VARISLOPE MK. II PRE-AMPLIFIERS · TUNERS · DYNAMIC PICK-UPS

Please write for full details.

NOW TRY THE NEW REMINGTON SUPER 60 14 DAYS' LUXURY SHAVING FOR 5/-



SEND ONLY 5/- (returnable Deposit) for 14-day Free Trial ... then 15/- balance after trial if satisfied and 8 monthly payments of 24/- (or 19/- if you send your old shaver).

Cash Price £9/17/1.

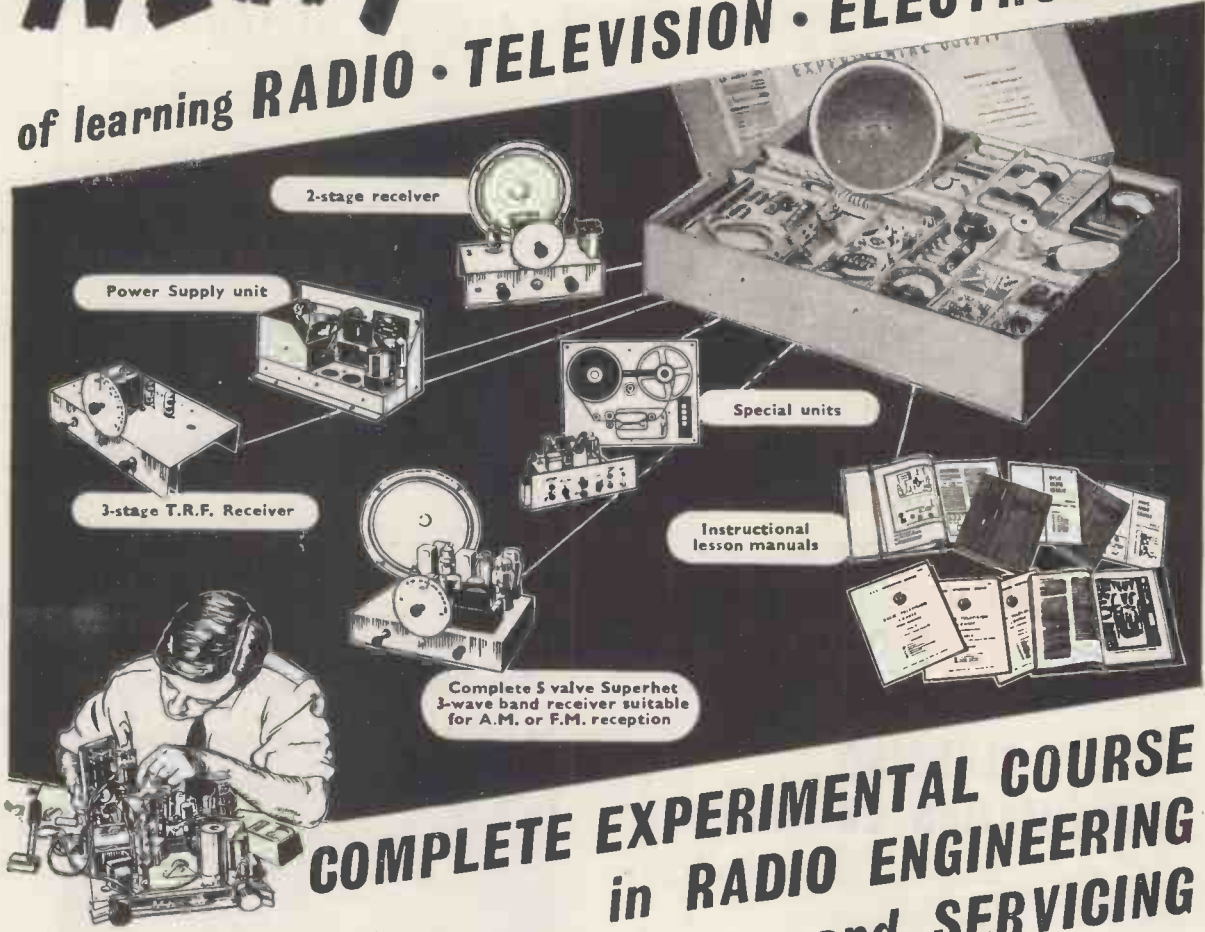
Here is The Supreme Shaving Instrument—the latest super-styled model, with larger effective shaving area. Double-insulated Built-in Motor. AC/DC 200/250v. Immediate delivery in luxury Suede-finish presentation Case.

★ 40/- ALLOWED FOR YOUR OLD SHAVER—any make, any condition—if you buy a New Remington Super 60 after trial for Cash or Terms. Send for FREE BROCHURES

The L · R · SUPPLY CO., LTD.,
BALCOMBE · SUSSEX Telephone: Balcombe 254

NEW! THE PRACTICAL WAY

of learning RADIO • TELEVISION • ELECTRONICS




COMPLETE EXPERIMENTAL COURSE in RADIO ENGINEERING and SERVICING

An entirely new series of courses designed to teach Radio, Television and Electronics more quickly and thoroughly than any other method. Specially prepared sets of radio parts are supplied and with these we teach you, in your own home, the working of fundamental electronic circuits and bring you easily to the point when you can construct and service radio receivers, etc.

Whether you are a student for an examination; starting a new hobby; intent upon a career in industry; or running your own business — these Practical Courses are ideal and may be yours at very moderate cost.

With these outfits, which you receive upon enrolment and which remain your property, you are instructed how to build basic Electronic Circuits (Amplifiers, Oscillators, Power Units, etc.) leading to designing, testing and servicing of complete Radio and Television Receivers.



NEW TELEVISION COURSE including a complete set of equipment dealing with the design, construction and servicing of a high quality television receiver.

Courses (with equipment) also available in many other engineering subjects.

COURSES FROM 15/- PER MONTH

EMI INSTITUTES

An educational organisation serving the E.M.I. Group of Companies which include "HIS MASTER'S VOICE," MARCONIPHONE, COLUMBIA, ETC.

To E.M.I. INSTITUTES,
Dept. 127X, Grove Park Road, London, W.4.
Please send me your FREE book on Practical Courses.

Subject(s) of interest _____

NAME _____

ADDRESS _____

"You can rely on us"

Stockists of all Radio and Electronic components for manufacturers, laboratories, Educational authorities, and the amateur.

Stockists of Bulgin, Denco, Hunt, T.C.C., Belling and Lee, W.B., Whiteley, Wharfedale, etc., etc.

Mullard 510 amplifier and G.E.C. 912 amplifier—all parts stocked and available on H.P.


Taylor and Avo instruments from stock. (H.P. terms available.)

RADIO SERVICING COMPANY

82, SOUTH EALING ROAD, LONDON, W.5.

Telephone: EAL. 5737

Next to South Ealing Tube (TURN LEFT) 9 to 6 p.m. Wed. 1 o'clock.



FREQUENCY METERS

2½-8" up to 10,000 cycles

DIFFERENTIAL A.C. CURRENT METERS

COMPARING THE MAGNITUDE OF TWO CURRENTS.

A full range of switchboard and portable instruments, including four types of Millirange Meters.

THE ELECTRICAL INSTRUMENT CO. (HILLINGTON), LTD.

Boswell Square Industrial Estate, Hillington, Glasgow, S.W.2. Halfway 1166 and 2194

Transformers

Transformers

Transformers

QUALITY-RELIABILITY

For the Mullard Amplifier.
For the Osram 912 Amplifier.
For the Williamson Amplifier.
C.R. Tube Isolation Transformers.
Instrument Transformers,
and all popular types.

FROM

Ellison Transformers

LIMITED

62, BRIDGE ST. NORTHAMPTON
AND ALL LEADING COMPONENT DEALERS

Attention Please!

We desire to extend our range of stock and equipment as quickly as possible.

Have you any of the following?

ALL GOOD ELECTRONIC TEST EQUIPMENT by the following: AVO, Taylor, Marconi, GEC, Furzehill, Ferranti, General Radio, etc. Test Meters. Signal Generators, Universal Bridge, Meggers and all high grade instruments, including laboratory test equipment.

COMMUNICATIONS EQUIPMENT

Eddystone. R.C.A. Hammarlund. National. G.E.C. Zenith. RME. Hallicrafters, SX28. SX42. S27. S27CA and all other types.

U.S.A. TS EQUIPMENT

TS3. TS13. TSX-4SE. TS127. TS147. TS69. TS62. TS61. TS35. TS45. TS174. TS175. TS14 and all other Prefix Nos.

MICROWAVE TEST EQUIPMENT

Receivers R54/APR4 and Tuning Units TN16, TN17, TN18, TN19, and all VHF receivers. R1359. R1294. P58. P47.

BC221 Frequency Meters. We shall be prepared to give special consideration as to price offered for those Frequency Meters delivered or sent to us before November 30th, 1955.

KLYSTRONS. 2K33. 2K29, 2K39. 2K40. 707A—707B, CV 129 etc.

VALVES all types required.

Highest U.K. figure given promptly for all the above equipment in good condition. **CASH SENT BY RETURN.**

Call, write or phone NOW. GERard 8410-4447

UNIVERSAL ELECTRONICS

22/27 LISLE STREET, LEICESTER SQUARE, LONDON, W.C.2.

Shop hours, 9.30 a.m. to 6 p.m.

Thursday 9.30 a.m. to 1 p.m.

OPEN ALL DAY SATURDAY

TO OVERSEAS BUYERS, LABORATORIES AND OTHER USERS.

We invite your enquiries for all types of U.S.A. surplus electronic equipment.

ALTHAM RADIO COMPANY,

Jersey House, Jersey Street, Manchester, 4.

Telephone: Central 7834/5/6

Largest stocks of Government surplus equipment in Europe.

TRANSFORMERS

COILS

LARGE OR SMALL QUANTITIES

CHOKES

TRADE ENQUIRIES WELCOMED

SPECIALISTS IN

FINE WIRE WINDINGS


MINIATURE TRANSFORMERS, PICK-UP, CLOCK AND INSTRUMENT COILS, ETC. VACUUM IMPREGNATION TO APPROVED STANDARDS

ELECTRO-WINDS LTD.

CONTRACTORS TO G.P.O., M.O.S., L.E.B., ETC.

123-5-7 PARCHMORE ROAD, THORNTON HEATH, SURREY LIVINGSTONE 2261 EST. 1933

Almost 300,000 Acru Neon Indicator Lamps have been supplied during the past six years without one single complaint of short life.



ASK FOR LEAFLETS OF NEW BAKELITE CASE

We give you below with the kind permission of the firms concerned, a few of the regular users of:-

ACRU NEON INDICATOR LAMPS

THE B.B.C. LONDON ● BRITISH CENTRAL ELECT. CO. LTD. LONDON ● THE BRITISH THOMSON-HOUSTON CO. LTD. RUGBY
 THE ENGLISH ELECTRIC CO. LTD. STAFFORD ● ERICSSON TELEPHONES LTD. NOTTINGHAM ● THE ETNA LIGHTING AND HEATING CO. LTD. BIRMINGHAM ● FAIREY AVIATION CO. LTD. STOCKPORT ● HEATRAE LTD. NORWICH ● J. LANGHAM THOMPSON LTD. BUSHEY HEATH HERTS. ● I.C.I. LTD. ● G. E. JONES AND SONS (M.P.) LTD. HEMEL HEMPSTEAD ● MARCONI INSTRUMENTS LTD. ST. ALBANS ● McLAUGHLIN MACHINERY LTD. LONDON ● McVITIE AND PRICE LTD. LONDON
 MULLARD LTD. LONDON ● PYE MARINE LTD. LOWESTOFT ● PYE LTD. CAMBRIDGE ● S. SMITH AND SONS (ENGLAND) LTD. LONDON

THE ACRU ELECTRIC TOOL MFG., CO., LTD. : Chapel Street : Levenshulme : Manchester 19 Telephone : RUSholme 4613

Field of the future

The man-in-the-street calls it the "push button era." The technician recognises it as the new industrial revolution. If you are interested in linking your future with this fast-growing field of industrial electronic control, the positions outlined below offer you an excellent opportunity.

industrial electronic control

- Application Engineers** • For customer liaison and interpretation of requirements of industry.
- Technical Writers** • To prepare technical literature and Instruction Manuals from design information.
- Draughtsmen** • For electronic equipment lay-out and also for small electro-mechanical assembly design.

These positions are available with LANCASHIRE DYNAMO ELECTRONIC PRODUCTS LIMITED, a progressive and rapidly expanding organisation of medium size, pleasantly situated, specialising in the development and manufacture of all types of industrial electronic equipment and in the application of this equipment to the needs of industry and the Services.

Please apply in writing, giving full personal details and stating age, experience and salary required, marking the envelope "T.A.S. Application." We shall deal with every application in strict confidence.

LANCASHIRE DYNAMO ELECTRONIC PRODUCTS LTD., RUGELEY, STAFFS

RADIO TRADERS LTD.

23 WARDOUR ST., LONDON, W.1. (Coventry Street end)
Phone No. GERrard 3977/8 Grams: "Radiotrade"

BARGAIN OFFER OF BATTERIES	
4½ v. Heavy Duty Bell Battery. Size 6½ x 4½ x 2½in.	4/6
72 v. H.T. 1.5 v. L.T. Size 6 x 5 x 1½in.	5/6
150 v. H.T. Size 2½ x 5½ x 1½in.	5/6
67½ v. Size 2½ x 1½ x 3½in.	6/6
All batteries sealed and unused. All plus 1/6 post and pkg. Special reduction for quantities.	

ELECTROLYTIC CONDENSERS		Per doz.
16 mfd. 375 v. 2/- each		21/-
16 x 24 mfd. 350 v. 2/6 each		27/-
20 x 20 mfd. 275 v. 2/3 each		24/-
24 mfd. 350 v. 1/6 each		15/-
24 mfd. 450 v. 2/3 each		24/-
Condenser Clips for above		3/6

BIAS CONDENSERS		Per doz.
50 mfd. 12 v. Single Hole Fixing 1/- each		10/6
100 mfd. 6 v. Tag End 10d. each		9/-
100 mfd. 25 v. Tag End 1/3 each		12/-

BLOCK PAPER CONDENSERS
4 mfd. 400 v. D.C. 3/6 each. Many other types in stock. Your enquiries invited.

LARGE ASSORTMENT OF TUBULAR CONDENSERS		6/-
MIDGET MICA CONDENSERS. .0001, .0002, .0003, .0004, .0005	5/0	
200 Assorted Moulded Micas. Popular Values	£2 10 0	
200 Assorted Silver Micas. Popular Values	£2 10 0	
200 Assorted Carbon Resistors: ½, ¼ and 1 watt. Good selection	£2 10 0	

SPECIAL OFFER	
0.1 mfd. 12,000 volts test Mansbridge Condensers. Height 6½in. Width 3½in. Depth 2½in. Fixing Centres 4in. Plus 1/- post	5/6

PAXOLIN SHEET	
18 x 4½ x 1/16in. 1/- each; 10 x 10 x 1/16in. 1/6 each; 20 x 10 x 1/32in. 1/6 each; 20 x 10 x 1/16in. 3/- each.	

RESISTORS	
Carbon ½ watt 2/6; ¼ watt 3/-; 1 watt 4/-; 2 watt 6/- per doz.	
WIRE WOUND AND VITREOUS. 5 watt 1/6; 10 watt 2/6; 15 watt 3/-; 20 watt 3/6 each.	

HIGH STABILITY. ½ watt 5% 6d.; ¼ watt 5% 9d.; 1 watt 5% 1/3 each. A few values in 1% and 2% still available.
ALL ORDERS FOR RESISTORS C.O.D. PLEASE AS WE CANNOT GUARANTEE TO STOCK ALL VALUES.

W.W. V/CONTROLS. ALL WELL-KNOWN MAKES. Pre-set 2/6 each Spindle types 3/- each. Values from 5 ohms to 50k.
V/CONTROLS WITH SWITCH 5k, 50k, ½ meg., 1 meg. ... 3/6 each
V/CONTROLS Less Switch. Most values spindle and preset ... 2/- each

METERS	
0-300 mA. 2½in. Flush Mounting. Brand new. Guaranteed	8/6 each
0-500 mA. 2½in. Flush Mounting. Brand new. Guaranteed	10/6 each

TWIN GANG .0005 Less Trimmers	6/6 each
4-Way push button units 2/6 each	27/- doz.
Push Button Knobs	3/- doz.
TAG STRIPS. 3-way 2/-; 4-way 2/6; 5-way 3/-; 7-way 4/-; 28-way 12/- doz.	
SLEEVING. 2 mm. 2/6; 3 mm. 3/6; 4 mm. 4/6; 5 mm. 5/6 per doz. yd.	
POINTER KNOBS. Small black with white line, standard ¼in. spindle	7/6 doz.

WANDER PLUGS. Red and Black	2/- doz.
PHILIPS TRIMMER TOOLS. 1/- each	10/6 doz.
BELLING LEE FUSE HOLDERS. Type L356 (Pnl. Mtg.)...	2/6 each
WEARITE COILS. PA4, PO4, PA5, PO5, 1/3 each	12/- doz.
VALVE HOLDERS. Moulded B9A 7/6; B7G 6/-; Int. Oct. 9/-; Eng. Oct.	4/6 doz.

VALVE HOLDER FITTED WITH LOWER CAN 1/6 per doz. extra.
Screening Cans for B7G and B9A 6/- doz.
Paxolin V/H Int. Oct. B9A, B7G 5/- per doz.; Eng. Oct., 5-pin, 7-pin

STANDARD SCREENING CANS 3-piece 1/- each; Spring Loaded	3/- doz.
BELLING LEE PLUGS AND SOCKETS, 5-pin 1/9; 7-pin 2/-; 10-pin	1/- each

AIR SPACED TRIMMERS 5, 10, 15, 20, 25, 50 and 75 of pre-set and spindle types 1/6 each	2/6 each
PYE PLUGS AND SOCKETS 1/6 per pair; " Tee " pieced	15/- doz.
GROMMETS 1 grs. assorted grommets ¼in. to lin.	1/9 each
POST OFFICE LAMP JACKS No. 10 1/- each	8/6 gross.
Lamp covers for same	9/- doz.

WESTINGHOUSE KHI Half-wave Rectifier, rating 6 v. at 10 mA., 2/6 each	27/6 doz.
---	-----------


OUTPUT TRANSFORMERS. Multi-ratio, 5/- each; Pentode or power	4/- each
DRUM DRIVES, 3½in.	1/- each
WESTECTORS, WX6, WX12, W1, W12, W4, 1/- each	9/- doz.
ARCOLECTRIC (Whitney Lamp), Red, Green, Clear, 1/6 each	15/- doz.
SIGNAL LAMP HOLDERS. Panel mounting, complete with adjusting lampholder, 1/9 each	18/- doz.
NUTS 8 BA 3/-; 6BA 2/6; 4BA 3/-; 2BA	4/- per gross
SOLDER TAGS 2/6 per gross; Shakeproof Washers	2/- per gross
JONES PLUGS AND SOCKETS. 4-pin, 2/6; 6-pin, 3/-; 8-pin, 3/6; 10-pin, 4/-; 12-pin	6/- pair

CASH WITH ORDER OR C.O.D. ALL ORDERS DEPT. W.1
ALL ORDERS FOR LESS THAN £2 ADD POSTAGE

We invite your enquiries for items not listed
Trade Counter open 9 to 6 Monday to Friday
Callers Welcomed

WHOLESALE, MANUFACTURERS' AND EXPORT ENQUIRIES INVITED

EDDYSTONE COMMUNICATION RECEIVERS



Model 840A illustrated

Now available on attractive Hire Purchase Terms.

		Deposit	Monthly
840A	£55 0 0	£19 0 0	£3 6 0
750	£78 0 0	£23 0 0	£4 15 4
680X	£106 0 0	£36 0 0	£6 8 5

CARRIAGE PAID

Model 840A, is for A.C. or D.C. 110/250 v. making it especially suitable for universal use. 750 and 680X 110/240 v. A.C. The very large tuning dials are clearly marked with band spread logging. Silky gear driven flywheel loaded tuning mechanism. These sets are the choice of the discerning professional and amateur users. Descriptive literature gladly forwarded.

Latest EDDYSTONE Component Catalogue 1/-.




The Eddystone Specialists

RADIO SERVICES LTD.,

55 COUNTY ROAD, LIVERPOOL, 4
Telephone: AINTREE 1445 ESTAB. 1935
Branch Address: MARKET CROSS, ORMSKIRK

SPECIAL OPENING A. G. HAYNES (Radio)



LANE

2-Speed Tape
Deck Mk. VI.

- ★ Twin track recording.
- ★ Three high grade motors.
- ★ Instantaneous braking.
- ★ Single knob control.
- ★ Speed change key.
- ★ Takes up to 1,200 ft. reels.

£14 . 19 . 6.
Crg' & Insurance 12/6.

British Standard Specification
and Guaranteed NEW.

WAVEMETER Type W1310



Continuous coverage of 155-230 Mc/s. Complete with valves, chart and test prods. Input 230 V 50 cycles. In original crates.

As NEW £3.19.6. Crg' 8/6.

AN/API U.S.A. ALTIMETER

Includes Receiver, R.F. Transmitter and A.F. Amplifier. Complete with 14 valves and a host of useful components. As NEW. Price with 12 volt Dynamotor 65/-.

Price less motor 39/6.

OFFERS by


9 NEWPORT PLACE, LEICESTER SQUARE,
LONDON, W.C.2.

(2 minutes from Leicester Square Tube Station)

U.S.A. INDICATOR UNIT Type BC929A

Complete with C/R tube 3 BPI, shield and holder. 7 valves.
(2) 6H6GT. (1) 6X5GT.
(1) 2X2. (1) 6G6. IN ORIGINAL CARTONS.

Price £3.5.0.



U.S. DINGHY TRANSMITTERS

Self-contained hand generator supplies power to the 2-valve transmitter. Operates on 600 metres. Complete with valves 12A6, 125C7. Neon indicator, test bulb, copper aerial with winding attachment, straps etc., also full instructions for use. As NEW 30/-.

U.S.A. DYNAMOTOR ROTARY TRANSFORMER

D.C. Input 12 volts. D.C. Output 285 volts .075 amps. Unused 30/-.

SOLAR ELECTROLYTICS Ex-Units


8 x 8 mfd. 350V wkg. 20 mfd. 150V wkg. Ali can 1/6. Six for 6/6.

CONTACTOR TIME SWITCHES

In soundproof cases. Clockwork movement. 2 impulses per second. 10/6.

VALVES WANTED, All types.

A Complete range of BAND 3 CONVERTORS



Is now available, either with or without power supplies. Careful design and layout, together with efficient filter circuits ensure high attenuation of Band 1 and freedom from break-through. All our units are fitted with pre-set Band 3 contrast controls and manual aerial trimmer.

less power supply £5 . 15 . 0

with power supply £7 . 10 . 0

PRICES :

Plus post and packing 2/6d.

SEND FOR FULL DETAILS.

HOMELAB INSTRUMENTS LTD.,

615/617, HIGH ROAD, LEYTON, LONDON, E.10
Phone: LEYtonstone 5651

HANNEY OF BATH

OSRAM 012. Lab. resistors, 32/4; T.C.C. condensers, 55/-; PARTRIDGE Components with loose lead terminations. Mains trans., 44/-; Choke, 29/6; Output trans., 76/0 (price includes Partridge carriage/packing charge). Denco 16 8.W.G. All chassis with bronze printed panel, 21/-; W.B. output trans. 32/-; A.B. Switches, 14/- pr. VALVES: Z.739, 23/3; U.709, 16/7; B.309, 23/3; Two N.709 matched, 34/6. Small parts (each), T.17, 5d.; L.734, 2/6; L.336, 3/6; L.1001/W, 4/6 pr.; K.370, 1/6; VSP/393/0, 2/-; D.170/B, 2/6; P.73, 4/6; P.437, 6/6; C.114, 4/-; 8.300 P.D. 6/-; McMurdo valveholders, 1/-.

Complete kit of parts for the 912, as above, £21.

MULLARD 510. Erie resistor/pots, 37/6; T.C.C. Condensers, 45/-; Flstone mains trans., 36/-; Elstone output trans. (6000 or 8000Ω), 45/-; Denco drilled chassis, 14/6; Printed front panel, 6/6; VALVES: EP.86, 23/3; ECC.83, 23/3; GZ.30, 13/11; EZ.80, 13/11; Two EL.84, matched, 34/6; Small parts (Bulgin and Belling-Lee), — each. Knobs with dial, 3/-; Mains switch, 3/6; Fuse holder, 4/-; Pilot lamp holders, 2/6; Mains Pkct., 4/6; Input P/B, 2/6; Output P/B, 4/-; V.1 tag board, 2/3; V2-3-4 tag board, 4/-; McMurdo valveholders, 1/-; Complete set of parts for the Mullard 510, as above, £14/14/-.

WILLIAMSON AMPLIFIER. All parts available as previously advertised.

MAXI-Q-DENCO F.M. FEEDER UNIT. Chassis set, 7/6; Coilset, 11/9; 10.7 Mc/s. I.P.s, 6/- each; Ratio discrim. trans. 12/6; Phase discrim. trans., 9/-; Technical Bulletin giving circuit, point-to-point wiring, etc., 1/9 P.F.

COILPACKS. DENCO OP 4/L and CP 4/M, 33/4; OP 3/370 pf. and CP 3/500 pf., 42/8. OSMOR "Q" HO, 48/-; LM, 40/-; Batt., 50/-; TRF, 40/-; HF stage for EO pack, 20/-; ETA 4-station pack, 43/8. We stock COILS by Weymouth, Osamor, Wearite, Denco and R.E.P.

WIDE ANGLE COMPONENTS. ALLEN. Teleking Chassis, 50/-; Collects (TK and Super-Visor), 44/6; LO.308, 40/-; PO.305, 21/-; DC.303, 39/6; PC.302, 31/-; GL.18 and 18, 7/6 each; SC.312, 21/-; AT.310, 30/-; OP.117, 9/-; BT.314, 15/-; DENCO Chassis Magnaview, 37/6; Chassis, Super-Visor, 51/6; Coil sets Magnaview, 41/2; WA/DCAI, 43/-; WA/FCAL, 31/-; WA/LCI and WCI, 7/6 each; WA/FMAL, 21/-; WA/LOTI, 42/-; WA/FBTI, 16/-.

SUNDRIES. Pre-set controls, 3-watt wire wound, all values 10Ω to 30KΩ, 3/- each. Ditto 1-watt carbon, 50KΩ to 2MΩ, 3/- each. Denco MTO.1 Test Oscillator with valve, 75/-; Denco TPA.1 TV pre-amp. with valve, 29/8. Also over 100 values in close tolerance Silver Micacs. 20,000 Erie resistors ex stock in all preferred values and wattage.

Send S.A.E. for list. Please add 2/- to all orders under £3 (any excess returned).

L. F. HANNEY

77 LOWER BRISTOL ROAD, BATH

Tel. 3811

RD JUNIOR


— "Designed exclusively for home High Fidelity systems"

CORNER HORN AND AMPLIFIER/CONTROL UNIT



Primarily designed to house the exceptional Goodmans Axiom 102 speaker, the Junior Corner Horn combines excellent bass response with virtually perfect treble diffusion to provide a standard of performance far superior to that suggested by its modest price. Compact in size it is the ideal re-producer for domestic use and the perfect companion for the RD JUNIOR amplifier.

BASIC PRICE, less speaker and side panels, £18/17/6 (carriage extra).
Louvered side panels £3 per pair. Goodmans AXIOM 102 £9/18/1 incl.
Illustrated literature post free on request.



Designed to form the nucleus of all but the most ambitious home high fidelity installations, the general performance of the RD JUNIOR is in keeping with the standard which has come to be expected of the modern high fidelity amplifier. It is, however, the many unique and novel features which have been incorporated in the design which distinguish it from its contemporaries and place it in a class apart, unrivalled by any other equipment approaching it in price. Outstanding amongst these features is the inclusion of an INDEPENDENT LOW PASS FILTER, virtually essential when dealing with worn records or bad radio transmissions, but normally only associated with the highest priced equipment. Exclusive features include "Impedance Plug" loudspeaker matching and the provision of four alternative Panel and Control Knob colours. Anticipating the use of an FM Unit a second radio input is provided, whilst the availability of ample spare power avoids the added expense of an additional power pack. An unusually high standard of materials and workmanship combine to provide absolute reliability, a factor reflected in the unconditional TWO-YEAR GUARANTEE covering both units.

PRICE £26 COMPLETE

12-page Illustrated Booklet post free on request.

See Page 136 for details of the new RD MINOR Mk. III

Available from Specialist Dealers in London and the Provinces or, if in any difficulty, please apply direct. Agents in the majority of overseas countries. Trade and Export enquiries invited.

ROGERS DEVELOPMENTS (ELECTRONICS) LTD.
"Rodevco House," 116, Blackheath Rd., S.E.10. TIDewey 1723

MIDLAND INSTRUMENT CO.

HAND GENERATORS, generates 28-v. L.T. and 300-v. H.T. through enclosed gearbox coupled to the generator, complete with ratchet handle, with data for converting in a few minutes to a 200/250-v. A.C./D.C. motor with final drives of approx. 60, 12 and 2 r.p.m., unused 17/6, post and packing 2/6.

PARMEKO TRANSFORMERS, tapped 200/250 v. A.C. mains, output 250.0-250 v. at 80 m/A., 6.3 v. at 2 amps., 6.3 v. at 4 amps., screen, superior ironclad, all terminations marked, unused 7/6, post 2/-.

HOOVER ROTARY TRANSFORMERS, midget type, input 12 v., output 365/310 v. at 30 m/A., size 4½ in. long, 2 in. dia., weight 20 oz., new boxed, 15/-, post 1/3.

ROSS ACHROMATS, unmounted, 5 types all 40 mm. dia., f/1.7, f/2, f/2.3, f/2.7, f/3, focal lengths are approx. 2½ in., 3 in., 3½ in., 4 in. and 4½ in. respectively, new and perfect, 10/- each, post 6d.

G.E.C. POWER UNITS, A.C. input tapped 200/250 v., output 300 v. at 600 m/A. D.C., 6.34 v. at 15 amps. and 6.54 v. 3 amps. A.C., consists of six U.52 rectifiers, seven Dubilier Nitrogol 4 mfd. 800 v. conds., L.T. and H.T. transformers, two L.F. chokes, various other conds. and resistors, switches, fuses, etc., etc., for 10 in. rack mounting, weight 100 lbs., new unused, worth £50, our price £7/10/-, crate and carriage 15/- extra, Scot. 20/-, N.I. 30/-.

SELSYN TRANSMITTERS (Magslips), 3in. type, pure synchron. x-y-1-2-3, suitable as master or slave, 50 v. 50 cycle single phase A.C. operated. When two or more of these are wired up, the rotation by hand (or other means) of one, will result in a 100 per cent. follow in the other(s), both clockwise or anti-clockwise, supplied brand new with test report, in tropicalised sealed cartons. Value, £8 each, our price 25/-, post 2/-, 2 for 50/-, post paid with wiring diagram.

TELEPHONE SETS, consists of 2 combined receivers and microphones, connected by 20ft. twin flexible, provides perfect 2-way communication (up to 1 mile with extra flex), self-energised, no battery required, complete ready for use, new, boxed, 12/6, post 1/-.


VIBRATOR PACKS, input 6 v., provides all L.T. and H.T. outputs for the 18 and 38 sets, in metal case size 9 in. x 6½ in. x 3½ in., complete with leads, new, unused, 20/-, post 2/3, spare Mallory 6 v. type 650 non-sync. vibrators, 5/-, post 6d.

HIGH-LOW IMMERSION HEATERS, 230-250 v. 2,000 watts, removable link for 3-heat control, plated copper stem 18 in. long from fixing screw, requires 1½ in. dia. tank hole, removable brass top termination cover with insulated cable bush, new, unused, 45/-, post paid.

Many other bargains; send 3d. with S.A.E. for current lists.

MIDLAND INSTRUMENT CO., MOORPOOL CIRCLE, BIRMINGHAM, 17
Tel.: HAR 1308

MOTEK



TWO SPEED—SIMPLE PUSH BUTTON CONTROL

THE NEW K6 UNIT
List Price 19 GNS.

SEE AND HEAR IT AT
YOUR LOCAL DEALER

MODERN TECHNIQUES

138-144 Petherton Road, London, N.5

Tel.: Canonbury 5896

DEPENDABLE PRESENTS

**THEIR NEW
T.V. CONVERTER**

**NO ALTERATIONS
TO CIRCUIT
REQUIRED**

SIMPLY CONNECTS TO AERIAL

Demonstrations Daily

RETAILS AT 9 Gns.

Installed **COMPLETE** with Aerial within 15-mile radius of the transmitter, **14 GNS. NO EXTRAS.**

CHECK THESE FEATURES

200/250 A.C. Tunable Over Band III Aerial Imp. 80 ohms. Output 45 Mc/s. Freq. Tunable.

VALVES—1-U78, 1-B309, 2-Z77. Unit guaranteed 6 months. Valves 90 days.

TRADE ENQUIRIES INVITED

**BEAUTIFULLY
FINISHED Medium Oak CABINET**



Size 10 x 8 x 5.

DEPENDABLE RADIO SUPPLIES

12^A TOTTENHAM ST., LONDON, W.1. LANgham 7391/2

OPEN 9.30-5.30 Mon. to Fri Sat. 9.30 to 1 p.m.

TERMS—CASH WITH ORDER OR C.O.D. DEPENDABLE—ALWAYS DEPENDABLE.

ROTARY TRANSFORMERS



H.T.31
Input 11.5 v.
Output 250 v. at 125 mA.

H.T.32
Input 11.5v.
Output 490 v. at 65 mA.

H.T.31, 55/- Post 2/- H.T.32, 30/- Postage 2/-.



HEAVY DUTY SLIDING RESISTORS

250 watts to carry 25 amps. Resistance 0.4 ohms. Suitable for charging board, etc. Size 9 x 4 x 6in. high. Brand new. Price 12/6. Post 2/-.



DYNAMOTOR ROTARY TRANSFORMER

D.C. Input
27 Volts or 12 v.
1.75 Amps.

D.C. Output
285 Volts
.075 Amps.
Price 37/6 ea. P.P. 2/-.

NOT JUST ANOTHER HIGH FIDELITY AMPLIFIER

The **STANLEY Model HFI25** is a scientifically designed instrument which will provide perfection of sound reproduction. Read the Brief Specification:—
Frequency response 10-20,000 c/s within less than 1db. Total harmonic distortion 0.2% at 400 c/s., 0.1% at 5,000 c/s. Hum and noise —74 db. Power output 12 watts, bass and treble controls providing 10 db. lift and cut. Input impedance 1M ohm. Power supply 110/250v. 40/100 c/s. A.C. Provision for connection of tuner unit.



Our technical department is at your service. Send for details of this brilliant instrument to-day.

LIST 18 GNS. PRICE

STANLEY SOUND & VISION PRODUCTS LTD.
Stanley Works, The Green, Pirbright, Surrey.
Phone: Pirbright 1426

H. WHITAKER G3SJ,

SYCAMORE WORKS, SYCAMORE AVENUE, BURNLEY

Phone: BURNLEY 4924 (A.R.B. APPROVED)

Manufacturers of precision Quartz Crystals in a wide variety of bases covering the complete range 40 Kc. to 18 Mc. in fundamental frequencies. All are made to extremely fine tolerances, and frequency adjustment can be given up to .005%. Plated electrodes of gold, silver or aluminium with wired in spot welded contacts are available. Quotations can be given for any type of cut or mode of oscillation, including a complete range for filter circuits with zero temperature coefficient over a sensibly wide temperature range. Our new works is equipped with up-to-the-minute production technique methods, X-ray orientation ensuring accuracy of all cuts. Artificial aging by etching and plating by evaporation under vacuum ensure long term stability of the final calibration. Early delivery can be given of most types. Our regrind service is still available and in some cases we are prepared to quote for lowering the frequency of your existing crystals.

SPECIAL OFFER:

200 kc. DT cut, zero temperature co-efficient over the range—30° centigrade to +55° centigrade. Frequency adjustment .005% or better. Mode: Face shear. Silver-plated electrode, wire mounted. Basing 1in. pin spaced. Other bases to order, £1 each.

WICO KIT

VALVE VOLT-OHM METER

33 RANGES

7 volts ranges 0.01 v. to 1000 v.
D.C. +, D.C.—, A.C., R.M.S. 5 ohms ranges 0.5Ω to 500MΩ, 7 Db ranges —20Db to + 61Db.

KIT £19. C.W.O., or C.O.D.
WIRED £26.

Write for further details. Export Enquiries Invited.

WHARTON INSTRUMENT COMPANY

1081 FINCHLEY ROAD, LONDON, N.W.11.

Tel.: MEADWAY 3407



G2AK *This Month's Bargains* **G2AK**

THE IDEAL POWER TRANSFORMER FOR THE TABLE TOP RIG.

This Parmeko-made transformer has the following conservative ratings: Primary, 230 v. 50 c/s. Secondary, 625/550/375/0/375/550/620 V. Rated at 275 VA. It will give 620 or 550 volts at 200 mA. simultaneously with 375 V. at 250 mA. All the H.T. you require for R.F. and Modulator. Also 2.5 v. 3 A. windings for suitable rectifiers such as 5R4GY, 5Z3, 83, 5U4, etc. Weight 24½lb. Size 6½ x 6½ x 5½in. high. Worth at least £7. Our price £3 only. Carr. Paid. C.W.O. only, no C.O.D.

We regret that we cannot accept orders for these from EIRE or abroad.

MINIATURE ROTARY TRANSFORMERS. 12 v. input, output 360/310 v. 30 mA. c.c.s. or 70 mA i.c.a.s. Only 4½in. x 2½in. overall. Only 17/6 each, or 30/- for 2. Post and packing 1/6.

THIS MONTH'S SPECIAL. Photo Multipliers Type 931A, 35/- each or 2 for £3. American 807 Valves, 7/6 each or 25/- for 4.

STREAMLINED BUG KEYS by famous maker. Brand new in original cartons. List over £4. Our price only 45/-.

AR88 SPARES. Cabinets £4/15/-. Packing and carr. 7/6. Complete set of 14 valves £5/10/-. Output Transformer 37/6. Mains Transformer £3/10/-. P. & P. 2/6. "D" Type I.F.S. 12/6.

Carriage paid on all orders over £1 except where stated. Please include small amount for orders under £1.

Please print your name and address. All Mail Orders to:—

CHAS. H. YOUNG, G2AK

Dept. 'W' 102 HOLLOWAY HEAD, BIRMINGHAM 1
Phone: MIDLAND 3254

All callers to 110 DALE END, BIRMINGHAM 4
Phone: CENTRAL 1635



STL

*Hermetically
sealed
transformers
for
tropical
conditions*

STL TRANSFORMERS

incorporate sound design and are manufactured to the highest standards called for in the electronic and communication fields. Consult us for your next transformer requirements.

STEWART TRANSFORMERS Ltd.

75 KILBURN LANE, LONDON, W.10 · LADbroke 2296/7

ADCOLA

ADCOLA LIMITED
(Regd. Trade Mark)

**SOLDERING INSTRUMENTS
& ALLIED EQUIPMENT**



**ILLUSTRATED
DETACHABLE
¼" BIT MODEL
LIST No. 64**

**Protective
Shield
List No. 68**

CATALOGUES HEAD OFFICE SALES & SERVICE

**ADCOLA PRODUCTS LTD.,
GAUDEN ROAD,
CLAPHAM HIGH ST.,
LONDON, S.W.4**

TELEPHONES :
MACaulay 4272

ERO-ID

WORLD FAMOUS
ELECTROLYTIC CONDENSERS

We can supply the complete range of: Subminiature, Minilyt Mico and Panclimatic Condensers.

Your enquiries are invited.

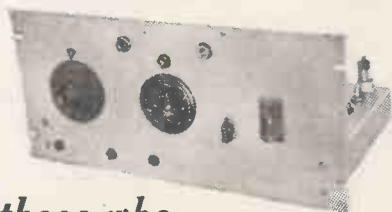
Technical specification and catalogues on demand.



(Sole Agents for Great Britain)

TRIANON
ELECTRIC LTD.
95, COBBOLD ROAD
WILLESDEN, LONDON, N.W.10
TELEPHONE: WILLESDEN 2116

TAPE PRE-AMPLIFIER



.. for those who
want the best ..

Used with the WEARITE 2B DECK, our Tape Pre-amplifier 4/WRB/2b is capable of giving recorded quality to the highest professional standards; yet at moderate cost.

- ★ Completely separate recording and replay chains with direct/replay monitor comparison switching.
- ★ Correct pre- and post-equalization to C.C.I.R. standards.
- ★ Peak-programme signal metering.
- ★ Positive metering of bias and erase voltages.
- ★ Designed mainly for WEARITE 2B Tape Deck—uses all the facilities provided on this deck.

Price 55 gns.

For full details, write or telephone:


ARIEL SOUND LTD.,

57, LANCASTER MEWS, LONDON, W.2.

Telephone: PADDINGTON 5092

POST OFFICE TYPE

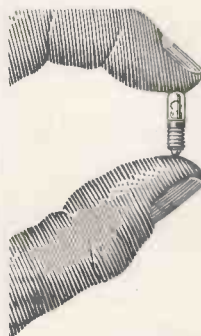
3,000 and 600 relays
to specification



- Specialists in tropical and Services jungle finish
 - GUARANTEED TO FULL A.I.D. & I.E.M.E. STANDARDS
- PROMPT DELIVERIES, PROTOTYPES 7 TO 10 DAYS

Manufacturers to H.M. Govt. Depts. and leading Contractors

L. E. SIMMONDS LTD.
5 BYRON ROAD, HARROW, MIDDX.
Telephone: Harrow 2524 0315



5mm. & 7.5mm. Pea Bulbs

CAP. L.E.S. to British Standard 98/E5. Diameter 5mm. Length 8mm.

BALLOONS. Tubular 5mm. Spherical 7.5mm. OVERALL LENGTH (Balloon and Cap). Tubular 15mm. ± 1mm. Spherical 16mm. ± 1mm. RATINGS. All standard voltages up to 24 volts. Amperage from 0.3 on low voltages to 0.06 on higher voltages.

VITALITY L.E.S. BULBS

Vitality Bulbs Ltd., Neville House, Neville Place, London, N.22. Phone: BOWes Park 0016

Solder with

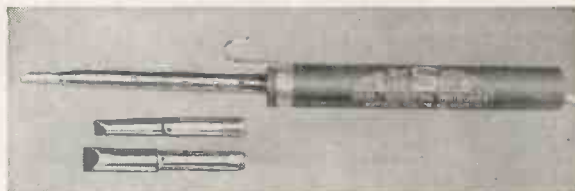


● NO TRANSFORMER NECESSARY ● FOR MAINS OR LOW VOLTAGES.
Rapid Heating—Extreme Lightness—Twenty models—Bit sizes, 1/8", 3/16", 1/4", 5/16", 3/8"—Prices from 19/6. Voltages from 6/7 v. to 230/50 v.

Have you tried our "Permabit" instruments or our "Permatip" bits? (Illustrated below). They need no maintenance and last indefinitely. Details in folder S.P.5, sent on request.

Sole Manufacturers and Distributors:

LIGHT SOLDERING DEVELOPMENTS LTD.,
106, GEORGE STREET, CROYDON, SURREY. Tel. CROYdon 8589.



ONE OF A COMPREHENSIVE RANGE OF VERDIK PRODUCTS

THE



2 SPEED TAPE RECORDER

Employs the current Lane Tape Unit and latest amplifier techniques and is suitable for playing pre-recorded tapes at their best.

Verdik Sales Ltd., are manufacturers of high-grade magnetic recorders, amplifiers and associated equipment.



VERDIK SALES Ltd.

8 Rupert Court, Wardour St., London, W.1 Phone: Gerrard 8266

WEIR

Instruments manufactured in Moving Coil and rectifier types to B.S. 89-1954.



SMALL PANEL INSTRUMENTS



2in., 2½in. and 3½in. enclosed in cases of black moulded insulating material and provided with scales printed in black on matt white enamelled metal dials.

Available as Ammeters, Voltmeters Milliammeters and Microammeters.

MANUFACTURED BY

THE WEIR ELECTRICAL INSTRUMENT CO. LTD. BRADFORD-ON-AVON WILTSHIRE TELEPHONE 2378

THE OUTPUT MUST BE RESTRICTED

to maintain the waveform, so say all the books. But not so with the HATFIELD oscillator, nor is it necessary to work near the point of instability. COMPLETE STABILITY, LESS THAN 0.28 of 1% distortion, R.M.S. output voltage 50% greater than the H.T. voltage, 1 valve, 1 coil, simple circuit. Sounds incredible, but it is GUARANTEED. Send for copy of N.P.L. report and see our ad. in April issue of "W.W." The HATFIELD oscillator is now made with 3 output impedances to suit any Head on the market. 45 Kc/s to 50 Kc/s.

TAPE RECORDISTS! Are you Completely satisfied with your recordings? Bad waveform in an oscillator can cause DISTORTION due to intermodulation, NOISY BACKGROUND due to D.C. component in an asymmetrical waveform and INTERFERENCE with radio due to harmonics beating with incoming signal. The fundamental cannot do this! **COIL**, complete with circuit, 10/6 post free. Patent app. for.

BIAS REJECTOR COILS

Even a small amount of bias frequency getting into the amplifier can cause a lot of trouble, and nearly all tape recorders need a rejector coil to prevent this. **COIL**, complete with instructions, 5/6 post paid.

MOTEK TAPE DECKS

The famous K6 deck; twin track, two speed, with push buttons and electronic braking, is a beautifully finished job at only £19/19/- Post free. Or £3 down and 12 monthly payments of £1/10/-.

TAPE AMPLIFIERS

The HATFIELD amplifier is complete with oscillator as above, and magic eye, less speaker, at £12/15/- Or £2/10/- down.

COMPLETE RECORDERS

The HERGA recorder incorporates ALL the above items together with a first-class crystal mike and one reel of SCOTCH BOY tape in an attractive two-tone portable cabinet, absolutely complete at 39 gns. Or £7 down and 12 payments of £3.

Further details and H.P. forms from:

HATFIELD RADIO

78 STROUD GREEN RD., LONDON, N.4

ASK ARTHURS FIRST

Valves and C.R.T.s in great variety
AVO METERS IN STOCK

Avo Model 7	£19 10 0
Avo Model 8	£23 10 0
COSSOR Oscilloscope Model 1035	£120 0 0
COSSOR Oscilloscope Model 1052	£104 0 0
ADVANCE AND TAYLOR Meters always in STOCK	
LEAK TL/10 Amplifier and "Point One"	
Pre-Amplifier. Complete	£28 7 0
LEAK F.M. Unit with built-in Power Supply	£33 15 0
JASON F.M. Unit with Power Pack	£19 7 0
CHAPMAN F.M. 81 Unit.....	£21 0 0

VALVE MANUALS

Mullard	5 0
Osram	5 0
Osram Part 2	10 0
Brimar No. 6	5 0
Mullard Replacement Guide	2 6
Art and Science in Sound reproduction by F. H. Brittain, D.F.H.	2 6

Postage 6d. extra.

FULL RANGE GOODMAN'S LOUDSPEAKERS
Goods offered subject to being unsold and to price alteration.

DEMONSTRATIONS OF HIGH FIDELITY SOUND REPRODUCTION

● WE WELCOME YOUR ENQUIRIES on Radio and Electrical

Arthur's

EST. 1919

PROPS: ARTHUR GRAY, LTD.
GRAY HOUSE, 150-152 CHARING CROSS ROAD, LONDON, W.C.2
TEMPLE BAR 5833/4 and 4765 Cables: TELEGRAY, LONDON



EYELETTING and light PUNCHING MACHINES

Autophœnix No. 5

A new and improved treadle operated machine for the automatic insertion and closing of eyelets in either flat or formed work in metals, plastics, fabrics, etc. The deep throat, high vertical gap and projecting base make this machine adaptable for eyeletting radio chassis, cylindrical shells, spinnings, mouldings, etc.

HUNTON LIMITED

Phoenix Works, 114-116, Euston Road, London, N.W.1
Tel: EUSton 1477 (3 lines). Grams: Untonexh, London.

"DIPLOMA" HEADPHONES
Lightweight High Resistance (4,000 ohms). Complete with cord.
17/6
Ideal for CRYSTAL SETS

The "TYANA" Standard Soldering Iron

- Adjustable Bit.
- Weight approx. 4 oz. **14/11**
- Heating Time 3 min.
- 40 Watt economy Consumption.
- Standard Voltage Ranges.

Replacement Elements and Bits always available.

KENROY LIMITED
152/297 UPPER STREET, ISLINGTON, LONDON, N.1.
Telephone: CANonbury 4905-4663

LYONS RADIO LTD.

BAND III CONVERTOR. Complete coil kit by Teletron Co. with circuit, point to point wiring diagram, alignment instructions etc. Provides the basis for an efficient easy to make two valve convertor which can be relied upon to give good results. For use with Superhet Band 1 TV receivers. PRICE 15/-, post 6d. Ready drilled chassis. PRICE 3/9, post 6d. Data leaflet only 6d.

SPECIAL VALVES. All tested and guaranteed. 6BN7, 7/6; 12AG, 6/-; 6HG (Metal or GT.), 3/-; 6L1320, 5/-; 6887, 7/-; OD3/VR150, 7/6.

RECTIFIER TYPE 866A, 12/6. TRANSMITTER TYPE 832. £1. Postage any quantity 1/6.

HEAVY DUTY SLIDING RESISTANCES. 2.7 ohms.-8.5 amp. Overall length 10in. x height 5in. Geared movement with 3in. dia. handwheel. PRICE 7/6, post 1/6.

HT/LT BATTERIES. Ex-Government in perfect condition 60 v./1 1/2 v. (4 x 3 x 1 1/2in.) PRICE 4/6. 72 v./1 1/2 v. (6 x 5 x 2 1/2in.) PRICE 3/9. Postage 1/- either type.

AMPLIFIER UNITS TYPE A1388. These are two valve audio amplifiers and can be used without any modifications as a mike pre-amp. or as a Gramophone Amplifier. Also for intercom. purposes and as a crystal receiver amplifier. Valves fitted are one each VR21 and VR35. Operate from 2 v. accumulator, 90 or 120 v. H.T. and 9 v. grid bias batteries. Housed in neat metal cases 7 x 5 x 4 1/2in. In good condition with wiring details provided. PRICE ONLY 12/6, post 2/6.

ELECTROMAGNETIC MICROPHONES 2 1/2in. dia., as fitted to pilots flying helmet, with on/off switch on back. Can be used in conjunction with above amplifier etc. PRICE 3/6, post 9d.

3 GOLDHAWK ROAD (Dept. M.W.), SHEPHERD'S BUSH, LONDON, W.12. Telephone: Shepherd's Bush 1729

OSMOR

FREE!

Send 7 1/2d. in stamps for circuits, practical drawings, of F.M. Tuner, Band III Converter, 5 and 6 valve S'het, Battery S'het T.R.F. & various Miniature circuits, Switching circuit, etc. ALSO PRICE LISTS

418 BRIGHTON ROAD, SOUTH CROYDON, SURREY
Telephone: CROYdon 5148

SPECIALISTS in R.F. COILS

PROTOTYPE, DEVELOPMENT & BULK WAVE-WINDING OF HIGH "Q" COILS, COIL PACKS, ETC.

Components and information concerning most published circuits in WIRELESS WORLD PRACTICAL WIRELESS RADIO CONSTRUCTOR (Circuits and Drawings 7 1/2d. on request)

★ F.M. TUNER ★ BAND III CONVERTER ★

R.C.A. TRANSMITTERS. Type ET-4331. 1 kW. (telephone); 1.4 kW. (telegraph). Frequency range 3 Mc. to 20 Mc.

BC610 TRANSMITTERS with speech amplifier, aerial tuning unit, etc. Brand new.

RCA TRANSMITTERS. Type ET-4336. Complete with original speech amplifier, crystal multiplier and VFO units. Unused and re-conditioned. Can be supplied with very large quantity of spares.

RCA TRANSMITTERS. Type ET-4332 modified by R.A.F. for use on crystal or master oscillator. Complete with speech amplifier.

MULTI CHANNEL TRANSMITTER T-4/FRC, with modulators MD-1/FRC, 2 Mc/s to 18 Mc/s. Each channel 400 w. output. W.S. No. 19 & 22. Both complete with installation kit. Tropicalised. New.

MAGNETO 10 LINE U.C., 40 Line F & F TELEPHONE SWITCHBOARDS (complete).

MARCONI SIGNAL GENERATORS Type T.F. 144G. As new, checked.

A.R.88D's, A.R.77's, S27's, BC.312, BC.342, R.109 and others.

METAL RECTIFIERS Type 1B, D.C. output 10 amps at 22 v. input 200/250 v., 50 c/s.

All above items in excellent working condition. Working demonstration upon request.

SPARES A large selection available for SCR399 (BC610), ET4336, SCR610, EEB Telephones, and Teleprinters type 7B.

TX VALVES 805, 807, 813, 861, 66A, 100TH, 250TH, and many others.

Large stock of Tx condensers, crystals and other components.

P.C.A. RADIO

New Address, Offices and Works

BEAVER LANE, HAMMERSMITH, LONDON, W.6

Telephone: RIV 8006/7



METERS LARGE AND VARIED STOCKS AVAILABLE FOR IMMEDIATE DELIVERY

EXAMPLES FROM OUR RANGE OF 2 1/2 in. FLUSH PATTERN MOVING COIL INSTRUMENTS (as illustrated)

AMPERES D.C. 0-1, 2, 3, 5, 10, 15, 20, 25, 30, 50.
MILLIAMPS. 0-1, 1-0-1, 0-5, 10, 15, 20, 25, 30, 50, 100, 250, 500.

MICROAMPS. 0-25, 0-50, 100, 200, 250, 400, 500, 750, 500-0-50, 100-0-100, 250-0-250, 500-0-500.

AMPS. R.F. 0-1, 3, 5, 10, 15, 25, 30.

VOLTS D.C. 0-1, 5, 10, 15, 25, 50, 100, 250, 500, 750, 1,000, 1,500, 2,500.

VOLTS A.C. 0-5, 10, 15, 25, 50, 100, 250, 500, 750, 1,000.

We can supply meters with NON-STANDARD CURRENT and VOLTAGE RANGES to any specification. DELIVERY 7-14 days. MOVING IRON, THERMO & ELECTROSTATIC INSTRUMENTS. 2 in. SQUARE FLUSH, 3 in. ROUND FLUSH AND INDUSTRIAL INSTRUMENTS ALSO AVAILABLE FOR PROMPT DELIVERY.

SPECIAL OFFER OF GALVANOMETERS

See September and October issues of "W.W." for full details.

ANDERS ELECTRONICS LTD.
91, HAMPSTEAD ROAD, LONDON, N.W.1.

Telephone: EUSton 1639


Suppliers to Govt. Depts., B.B.C., Tech. Colleges.
Leading Manufacturers & Research Laboratories

BAND 3 T.V. CONVERTOR 188/196 Mc/s.

("W. World," May 1954).

Kit of parts complete to build this most successful unit comprising drilled chassis, 7" x 4" x 2 1/2", valves, wound coils, and all necessary components, slightly modified version using 8D3 instead of 8F80 valves. £2/5/-, post free. Send for blue print and wiring diagram, 1/6 post free.

Provision has been allowed on chassis for small power pack and AE switching. Power Pack Components, including Mains trans., 30/- extra.



RADIO - GRAM CHASSIS 5 VALVE, SUPERHET, LATEST B.V.A. MIDGET SERIES VALVES

3 WAVEBANDS:—L.W. 800m-2000m, M.W. 200m-550m, S.W. 16m-50m. Chassis size 13 1/2 in. x 6 1/2 in. x 2 1/2 in. Attractive Glass Dial 10 in. x 4 1/2 in. edge lit by 2 pilot lamps. Horizontal or Vertical Station Names and 4 control knobs, walnut or ivory to choice. 4 position W/C switch, L.M.S. and Gram. F.U. sockets. Modern circuitry, all coils adjustable dust cover and only quality components used throughout. Delayed A.V.C. and zer. feed-back. A.C. mains 200/250 v. Double wound transf. isolates chassis from mains. Aligned and calibrated ready for use.

BRAND NEW & GUARANTEED £9.15.0 Carr. and ins. 4/6.

3-ohm speakers suitable for this chassis available 8" 19/6, 10" 25/-

This chassis is a genuine bargain and delivery is reasonably good.

BEST EVER VALUE IN RECORD PLAYERS

Latest B.S.R. Model. 3 speed Autochanger Mixer Unit. Famous Magdisc 7 in., 10 in. and 12 in. record selector. Modern cream styling. Dual Xial cartridge stylus for high fidelity reproduction. As used by leading Radiogram Manufacturers. Complete with full instructions and template.

OUR BARGAIN PRICE 9 1/2 gns. post free.

ELECTROLYTICS Leading Makes New Stock

TUBULAR

25/25 v., 50/12 v. 1/9
50/50 v. 4/500 v. 2/-
100/25 v. 2/-
8/500 v. 2/6
8+8/500 v. 4/6
8+16/450 v. 5/-
16/450 v. 3/6
16+16/450 v. 5/6
32/350 v. 4/-
32/500 v. 5/-
32+32/350 v. 5/6

CAN TYPES

8+8/450 v. 4/6
8+16/450 v. 5/-
16+16/275 v. 4/6
16+16/450 v. 5/6
16+16/450 v. 6/-
32/350 v. 4/-
32+32/450 v. 6/6
80+250 v. 6/6
80+100/350 v. 11/6
80+250/275 v. 12/6
100+200/275 v. 12/6

80 ohm CO-AXIAL

SPECIAL.—Semi-air spaced polythene standard 1/2 in. diam. Stranded core Feeder losses cut 50%. 9d. yd. COAX PLUGS 1/2 SOCKETS 1/- COUPLERS 1/3 OUTLET BOXES 4/6 BALANCED TWIN FEEDER per yd. (80 ohms) 6d. TWIN SCREENED FEEDER per yd. (80 ohms) 1/- 50 OHM COAX CABLE 8d. per yd. 1/2 in. dia.

CONDENSERS.—Mica, S. Mica, ceramics. All pref. values, 3 pf. to 680 pf. 6d. ea. Tubulars, 450 v. Hunts and T.C.O. .0005, .001, .005, .01, .02 and .1 350 v., 9d. .05, .1 500 v. Hunts, 1/- .25 Hunts, 1/6. .5 Hunts, 1/8.

SPEAKER FRET.—Expanded Bronze anodised metal 8 in. x 8 in., 2/3; 12 in. x 8 in., 3/-; 12 in. x 12 in., 4/3; 12 in. x 16 in., 6/-; 24 in. x 12 in., 8/6. etc.

JASON F.M. TUNER UNIT 87-105 mc/s

Kit of parts to build this modern and highly successful unit complete with drilled chassis and J.B. dial, wound coils and screening cans, 4BVA miniature valves, and all necessary quality components etc., for only 26/10/- post free. Superior dial calibrated mc/s., edge lit by 2 pilot lamps, 12/6 extra. Power Pack components kit, including double wound mains transformer, 22/5/- extra. Tested and approved by "Radio Constructor," etc. Illustrated handbook with full details 2/-, post free.



RESISTORS

Carbon type. Pref. values 10 ohms-10 megohms. 20% Tol. ± w. 3d.; ± w. 5d.; 1 w. 6d.; 2 w. 9d.
10% Tol. 1 w. 9d.; 5% Tol. ± w. 1/-; 1% Hi-Stab. ± w. 2/-.

WIRE WOUND TYPES

Wire ends. Silicone coated, 25 ohms—10000 ohms, 5 w., 1/3; 10 w., 1/6; 15 w., 1/-; 15000 ohms—33000 ohms, 5 w., 1/9; 10 w., 2/3.

ALUMINIUM CHASSIS

18 g. Plain undrilled. Folded 4 sides, riveted corners, lattice fixing holes. Depth 2 1/2 in., 7 in. x 4 in., 4/6; 9 in. x 6 in., 5/9; 11 in. x 7 in., 6/9; 13 in. x 9 in., 8/6; 14 in. x 11 in., 10/6. etc.

S.T.C. RECTIFIERS

K3/25 2 kV., 4/3; K3/40 3.2 kV., 6/-; K3/45 3.6 kV., 6/6; K3 50 4 kV., 7/3; K3/100 8 kV., 12/6; K3/160 14 kV., 15/-; RM1 125 v. 60 mA., 4/-; RM2 125 v. 100 mA., 4/6; RM3 125 v. 120 mA., 5/9; RM4 250 v. 275 mA., 18/-; HT59 250 v. 200 mA., 26/6.

PRE-SET W/18 POTS

T.V. knurled slotted knob type. 25 ohms to 30000 ohms, 3/-; 50000 ohms, 4/-; 50000 ohms to 2 megohms (carbon) 3/-.

VOLUME CONTROLS

lin. semi Midget Type. Long spindles. All values 10000 ohms to 2 megohms. Less sw., 3/-; S.P. sw., 4/-; D.P. sw., 4/9. All individually boxed. Guar. 12 months.



RADIO COMPONENT SPECIALISTS

70 BRIGSTOCK RD., THORNTON HEATH, SURREY

Phone: THO 2188 Hours 9 am—6 pm. 1 pm. Wed. Open all day Saturday. BY THORNTON HEATH STATION. BUSES 130A, 133, 159, 166, 190. Terms: C.W.O. or G.O.D. Post & Packing up to 1lb., 6d., 1lb., 1/-, 3lb., 1/6, 5lb., 2/-, 10lb., 2/6. Send for our Bargain Lists, 3d.

Fractional H.P. MOTOR UNITS



The DRAYTON R.Q. is a miniature capacitor induction type motor with a current consumption at 230 volts, 50 cycles of 0.09 amps pf. 0.9.

for actuating valves, dampers, rheostats, geneva movements, rocking baths, flashing signs, illuminated models, soldering and welding fixtures, rotating tables, automatic light strip feed, lubricating and other small pumps, small machines, animated displays, vibrators, developing baths, agitators, fans, aspirators, etc.

RQG GEARLESS

Running at 2,700 r.p.m. continuously or intermittently in either direction or continuously reversed.

RQR GEARED

For continuous or intermittent running or reversing at speeds from 27 mins. per rev. to 600 revs. per min., with or without self-switching up to 2 1/3 r.p.m.

RQH GEARED

For high final shaft speeds for continuous or intermittent running, forward or reverse.

Send for List No. N. 302-1-

-The DRAYTON 'R.Q.'

RQ14

The Drayton Regulator & Instrument Co. Ltd., West Drayton, Middlesex

- T/V TECHNOLOGY
- RADIO ENGINEERING
- ELECTRONICS
- RADIO SERVICING

There's a big future in T/V and Radio. Act now! Increase your knowledge. Back up experience with a sound theoretical background. I.C.S. offer courses of instruction in—

T/V TECHNOLOGY ● ADVANCED SHORT-WAVE RADIO ● RADIO ENGINEERING ● RADIO SERVICE ENGINEERING ● RADAR ● BASIC ELECTRONICS ● ELECTRONIC ENGINEERING ● FREQUENCY MODULATION

I.C.S. will also coach you for the following examinations:— B.I.R.E.; P.M.C. Certificate for Wireless Operators; Radio Servicing Certificate (R.T.E.B.); C. & G. Telecommunications, etc., etc.

DON'T DELAY—SEND COUPON TODAY for free descriptive booklet, stating which subject or examination interests you. Fees include all books needed. Examination students coached until successful.

Reduced terms for H.M. Forces.
Dept. 223D, I.C.S., 71 Kingsway, W.C.2

INTERNATIONAL CORRESPONDENCE SCHOOLS.
Dept. 223D, International Buildings, Kingsway, London, W.C.2.

Please send Booklet on subject

Name..... Age.....
(Block letters, please)

Address.....



NO ORDINARY TAPE RECORDER

CELSONIC

The Celsonic High Fidelity Magnetic Tape Recorder gives you precise reproduction with the advantages of: Superimposing device for recording words over music. Synchronising unit for converting silent films to "talkies." Up to 4,920ft. of tape at one session.

Send for details of this unique instrument to:
EXCEL SOUND SERVICES LTD. (Dept. W.D.W.),
Celsonic Works, Garfield Avenue, Bradford, 8.
Tel.: 45027.

Please PRINT your name and address.

CABINETS!!

Wide range of most attractive designs and types (Table and Console) and Console Tape Recorder Types.

The Contemporary Mk II.
Beautifully made, perfectly finished in light oak to harmonise with contemporary furnishings. Deck board supplied uncut. Will accommodate most radio chassis and Tape-Deck units.

Liberal Trade Discount.

Send for our cabinet list which gives details of this and many other types.

Are you on our Mailing List to receive our monthly Bulletin of Replacement Radio/Radiogram chassis, Tape Recording equipment, etc.

Trade Only Supplied.
V.E.S. WHOLESALE SERVICES Ltd.
Dept. (W.W.), 11, Gunnersbury Lane, Acton, W.3. Tel.: ACOrn 5027

"KNOB LOCK"

The ideal method of locking panel mounted controls. Positive guard against vibration etc.

This development of our popular pre-set control lock is finished in black plastic and embodies control knob and instantaneous finger-tip locking knob.


Send for List No. 52

SUTTON COLDFIELD ELECTRICAL ENGINEERS
Clifton Street, Sutton Coldfield. 'phone SUT 5666

Great Britain's Valve Mail Order House

SALE

2000 VALVES



from 2/-

One Year's Guarantee	
AZ1 13/3	1A7GT 18/11
AZ31 13/3	1C8GT 14/6
CB1 22/1	1E5GT 14/6
CL4 20/2	1N5GT 14/6
CY1 30/3	1R4 14/6
EA50 11/4	1R5 14/6
EABC80 8/5	1T4 14/6
EAF42 17/8	PL81 22/1
EB41 11/4	PL92 16/5
EB91 11/4	PL93 22/1
EBC33 15/1	PY80 15/9
EBC41 15/1	PY81 18/11
EBC90 15/1	PY82 18/3
EBF90 18/11	UAF42 17/1
EBL1 22/1	UBC41 15/1
EBL21 20/2	UBL21 20/2
ECC40 22/1	UCH21 20/2
ECC81 22/1	UCH42 20/2
ECC82 22/1	UF41 16/5
ECC83 22/1	UF42 21/7
ECC91 31/6	UL41 16/5
ECH3 22/8	UL44 25/2
ECH35 20/2	UY41 13/3
ECH42 20/2	3A4 18/11
ECH81 20/2	3A5 31/6
ECL80 23/4	3B4 14/6
EF9 19/6	3V4 14/6
EP37A 22/1	6Y3GT 13/3
EP39 16/5	6A4 15/1
EP40 22/1	6AL5 11/4
EP41 16/5	6AQ5 16/5
EP42 22/1	6AT6 15/1
EP50 22/1	6AU6 22/1
EP90 22/1	6BA6 16/5
EP91 16/5	6BE6 20/2
EP93 16/5	6J6 31/6
EK32 22/8	6SA7GT 20/2
EK90 20/2	6SK7GT 16/5
EL3N 20/2	6S7GT 15/1
EL33 16/5	6V6GT 16/5
EL41 22/1	6X4 13/3
EL38 25/2	6X5GT 13/3
EL41 16/5	12AT7 22/1
EL42 16/5	12AT7 22/1
EL44 16/5	12AX7 22/1
EL47 22/1	12AX7 22/1
EL90 16/5	12SA7GT 20/2
EM1 16/5	12SK7GT 16/5
EM4 16/5	128Q7GT 16/5
EM34 16/5	151 15/1
EY51 25/2	25L6GT 16/5
EZ35 13/3	35Z5GT 13/3
EZ40 13/3	50L6GT 16/5
EZ41 13/3	80 13/3
EZ80 13/3	
EZ90 13/3	
GZ34 18/11	

ARP3 7/-	6N7 10/6
ARP4 5/6	68F5 14/-
ARF12 3/-	6X4 10/-
CV1124 5/-	78S 10/-
EF8 17/8	7C7 9/-
HL1320 5/-	7V7 10/-
O1A 2/-	10D1 2/-
OZ4 5/-	11D5 11/7
PD220 17/6	12A 2/-
TT11 2/-	12SC7 9/-
VR13 5/-	12SF6 8/-
VR58 7/-	14B6 10/-
VR55 8/-	24 17/8
VR56 8/-	31 2/-
VR56 2/-	32 2/-
VR65A 1/-	34 2/-
VR91 7/-	39/44 10/-
VT92 4/-	46 10/6
VU111 5/-	47MG 20/7
1A4 4/-	50Y6 5/-
1B4 4/-	58 10/-
1H6 2/-	71A 2/-
1L4 5/-	84/6Z4 9/6
1LN5 2/-	117Z6 7/-
2A3 10/-	866A 10/-
2A6 3/-	894 21/-
2A7 3/-	964 5/6
5T4 12/10	985 8/6
6A7 11/-	996 2/-
6AQ7 15/-	1299A 7/-
6AX5 10/-	1625 9/8
6E5 11/-	1904 10/-

Post 9d.
Please enquire for any number not listed.

DEMOBLED VALVES MANUAL 2/6

Giving equivalents of British and American Service and Cross Reference of Commercial Types with an Appendix of B.V.A. Equivalents and Comprehensive Price List. We have still some Valves left at very old Budget Rates (33 1/3%) which are actually sold at the old price (1951 rate.)

PIFCO

All-in-one Radiometer A.C./D.C. Tests everything in Radio. Complete with Test prods. Still



29/6

New price 32/6. Post 1/6.

Chassis Cutters with Keys



The easiest and quickest way of cutting holes in sheet metal. The cutter consists of three parts a die, a punch and an Allen screw. The operation is quite simple. Prices incl. key 12/4.

1 1/4 in., 1 1/2 in., 1 3/4 in., 1 1/2 in. and 1 1/4 in., 1 1/8 in. each; 1 1/2 in. and 1 1/4 in., 1 3/8 in. each; 1 1/2 in. square, 2 1/2 in. square. All prices are with keys.

UNIQUE SERVICE



SERVICE SHEETS
The one you require enclosed if available in a dozen assorted of our best choice. 10/6

SALE shop soiled

RADIO BULL VALVES 246, HIGH ST. MARLBOROUGH

METERS

AVO minor Universal: £7
Herrant Universal, £6
E.I.C. Universal, £5
Taylor 110B, £9
U.S.A. Triplet, £9
AVO 40, £16

9" TUBE CRT 516 magnetic 4v. heater 4/5 k V. Octalbase Car. £9/6

5/- U.S.A. MICROPHONE 5/- This U.S.A. Throat Mike made by Universal Microphone Company, in California, is highly sensitive. Complete with neck piece clip and illustrated 4-page specification and in original carton. Bargain price. Only fraction of original cost. Limited quantity. Post 9d. (Ideal for Electric Guitars, etc.) Unrepeatable. Only 5/-

B.T.H. GERMANIUM CRYSTAL DIODE. Complete with Blue 2/- print and operating instruction.




5 Blade 9/4 SAW KIT

ROD ANTENNAS. lit. sections interlocking and extending, copper plated steel. BARGAIN. 2/6 Dozen

Self-Powered ELECTRO SAW
Cuts lin. wood, also metal and plastic. Complete with 4 blades and plan converting to saw fig. 10/- Deposit 5 m'thly of 10/8 or 56/- cash. Post 1/-.

A compact unit of saws. One for every job. SPRING STEEL Tempered and Hardened. Wood Saw, Pruning Saw, Tenon Saw, Key Hole, Metal Saw. Post 1/- in presentation holder.



BAND III CONVERTOR

The most simple of all conversions with station selection by switch control. Designed to simplify conversion of Band I. A.C. superhet T.V. receivers for new commercial programmes without internal alteration. Just connect convertor externally, switch on and select programme. Finished in silver grey.

Complete £7/10/-.

30/- or Deposit & 6 m'thly of 24/-

AUTOMATION!!!
MAGNETIC RELAYS
TYPES 3000 and 600
Built to specification and to stand the most rigid test.
Tropical or Jungle finish
Prototypes at short notice and reasonable deliveries on quantities.
HIGH SPEED & A.C. RELAYS
IN STOCK
KEY SWITCHES
P.O. & MUIRHEAD TYPES
ELECTRO MAGNETIC COUNTERS
MAJOR or MINOR TYPES
Four figures—any resistance—D.C. WKG.
JACK DAVIS (RELAYS) LTD.
TUDOR PLACE, LONDON, W.1
MUSEUM 7960 LANGHAM 4821

MODEL "S" FOR STRIP WINDING
ALSO MANUFACTURERS OF
AUTOMATIC AND HAND COIL WINDING MACHINES
ETA TOOL CO.
(LEICESTER) LTD.
29A WELFORD ROAD, LEICESTER
Phone 5386

THE WORLD'S GREATEST BOOKSHOP

FOYLES
★ ★ FOR BOOKS ★ ★

NEW AND SECONDHAND
Technical Books

Foyles have Departments for Gramophone Records,
Stationery, Handicraft Tools and Materials, Music,
Magazine Subscriptions, Lending Library.

119-125 CHARING CROSS ROAD LONDON, W.C.2

Gerrard 5660 (16 lines) ★ Open 9-6 (Thurs. 9-7)

Nearest Station: Tottenham Court Road

AERIAL FITTINGS!!

ESPECIALLY DESIGNED FOR CONSTRUCTING
BAND I and BAND III TELEVISION AERIALS
COVERING ALSO THE CONSTRUCTION OF
F.M. and other S.W. aeriels.

All fittings are fully guaranteed, being die-cast
from high quality aluminium alloys.

Send 9d. in stamps for our illustrated catalogue of
fittings, chimney & wall lashings, alloy tubing etc.
to:—

FRINGEVISION LTD.
MARLBOROUGH, WILTS. Phone 605



A.I.D.

Approved

TRANSFORMERS

of all types up to 25 KVA for Single or Three
Phase operation, Phase Conversion, etc.

MAINS

Output, and Special Purpose Transformers for
Radio Equipment; Chokes, etc.

COILS

for Contactors, E.M. Brakes, Air Valves, etc., and
Coil WINDINGS for all purposes.

SOLENOIDS

for A.C. and D.C. Operation.

W. F. PARSONAGE & Co., Ltd.

INDUCTA WORKS · Park Rd · Bloxwich · Walsall
Telephone: BLOX 66464

OURS ALONE?

YES, FACE IT:
FOR 5 MINUTES!

We must fight the Fire Fiend ALONE
before the Fire Brigade gets here.
Please send details of NU-SWIFT
rapid and reliable Fire Extinguishers—
BEFORE IT IS TOO LATE!

Name.....

Address.....

Post NOW to Nu-Swift Ltd. 25 Piccadilly W.1.

In Every Ship of the Royal Navy

BASS REFLEX CABINETS

Walnut, Mahogany or Oak, veneered, 30-in. high.
For 8-in. Speakers, 10-in. Speakers, 12-in. Speakers.
£9-0-0d. £9-10-0-d. £10-0-0d. carriage paid.

FOR BUYERS ABROAD

We now have a collapsible Tropic Proof
Model of our Standard Bass Reflex Cabinet.
(Patent Pending)

GOODMANS & G.E.C.

Full range of cabinets for these speakers.

You can see your cabinet being made
in our cabinet-making workshop.

Cabinets made to order.

Armstrong Chassis and Amplifiers.

The Leak TL/10 Amplifier.

LOUDSPEAKERS.

Open till 5.30 Saturdays.

A. DAVIES & CO. (Cabinet Makers)

3 Parkhill Place, off Parkhill Road, London,
N.W.3. GULLIVER 5775.

SIR W. G. ARMSTRONG WHITWORTH AIRCRAFT LIMITED

ARMAMENTS DIVISION

Electrical and Electronic Engineers for Work on
Guided Missiles

(1) Electronic and Electrical Engineers

Some graduates with one or two years' experience are required to form development
and design teams to undertake work covering a wide field in communication systems,
electronic instrumentation and the overall electrical design of guided missiles. The
essential qualifications required are an Engineering degree or its equivalent and
preferably some practical experience.

(2) Technical Assistants

A number of vacancies exist for men with H.N.C. or equivalent and radio develop-
ment or maintenance or similar experience to undertake interesting work of a
practical nature. Opportunity is given to technical assistants to move on to the
more advanced work in due course.

(3) Draughtsmen

A number of draughtsmen are required for the following Electronic Group Design
branches:—

- (i) Missiles Electrical Systems.
- (ii) Test Gear.
- (iii) Communications, e.g., Telemetry Systems.
- (iv) Precision (Instrument type) Mechanisms.

NOTE:—

The Armstrong Whitworth Electronics Group covers an extremely wide field in Com-
munications, Electronic Instrumentation and Electronic Engineering and offers unique
opportunities to the right type of man, particularly in view of continual expansion of
staff and facilities.

In all cases Service or Government Research experience in either Radar or Radio or
apprentice training is an advantage.

Assistance to housing suitable applicants for the more senior positions will be given if
required. An attractive superannuation scheme is operated by the firm and applicants
for all the above positions are eligible.

APPLY TO THE PERSONNEL MANAGER, ARMAMENTS DIVISION,
SIR W. G. ARMSTRONG WHITWORTH AIRCRAFT LTD.,
BAGINTON, Nr. COVENTRY.

COMMUNICATION ENGINEERS & DRAUGHTSMEN

Transmission Division

The Transmission Division has senior and
junior vacancies:—

LABORATORY ENGINEERS with
experience in the design of multi-channel
carrier line equipment and with ability
to steer their designs through manu-
facturing stages.

DRAUGHTSMEN with experience in
the telephone or other light engineering
industries.

INSPECTORS with good technical
knowledge and experience of line trans-
mission equipment.

**COMMISSIONING AND INSTAL-
LING ENGINEERS** whose work will
entail overseas tours of duty of varying
lengths.

TECHNICAL WRITERS for the
preparation of customers' handbooks.

The Division covers all aspects of the supply
of multi-channel line transmission equip-
ment from inception and design to manu-
facture, installation, and entry into
operational service with the customer.
Specialist experience in any branch of
line transmission engineering is desirable
for some of the posts.

The Company is located on Merseyside and
the positions are on the permanent staff
with generous Pension Fund (contributory),
and full range of welfare activities including
medical and dental facilities.

Assistance will be given with housing, and
with removal expenses.

PLEASE WRITE TO:

**THE MANAGER, A.T. & E. CO. LTD.,
STROWGER WORKS, LIVERPOOL, 7**
marking the envelope "Confidential" and
giving full details of age, experience,
qualifications, etc.

A. V. ROE & CO., LTD.,

offer interesting vacancies for Technicians in the following fields:—

- Servomechanisms
- Applied Electronics
- Mechanical Engineering
- Hydraulic Engineering

Normal qualification H.N.C. or the equivalent, but young applicants without qualifications in the above fields will be considered. This is an opportunity to join a newly-formed Division whose laboratories are situated in a rural area.

Apply to:—

The Chief Engineer,
Weapons Research Division,
A. V. Roe & Co., Limited,
Woodford,
Cheshire.

A. V. ROE & CO., LTD.,

have vacancies for

INSTRUMENT ENGINEERS to design and develop small precision mechanisms and gyroscopic apparatus. Applicants should have H.N.C. and suitable design experience. This is an opportunity to join at an attractive salary a new Division situated in a rural area.

Apply to:

The Chief Engineer,
Weapons Research Division,
A. V. Roe and Co., Limited,
Woodford,
Cheshire.

WOOLWICH POLYTECHNIC

PRINCIPAL: J. S. Tait, Ph.D., B.Sc., A.R.T.C., M.I.E.E., A.M.I. Mech.E.

offer a series of Five Thursday evening lectures entitled:

COLOUR TELEVISION

commencing on October 27th at 7.0 p.m.

The subject matter will include: the nature of colour and the response of the eye; Systems of transmitting and presenting colour information, with particular reference to N.T.S.C. System.

Lecturers: W. N. Sproson, M.A.; G. G. Gouriet, A.M.I.E.E.; R. D. A. Maurice, Ing.-Dr., Ing.(R) E.S.E., A.M.I.E.E.; C. B. B. Wood of the B.B.C. Research Staff. FEE: 10s. for the course.

ENROLMENT: By personal application from 9 a.m. to 8.30 p.m. or by postal application to the Secretary, Thomas Street, London, S.E.18.

A. V. ROE & CO., LTD.,

offer

Applied Research and Development work in the following fields for young Graduates in Science or Engineering:

- Servomechanisms
- Applied Electronics
- Supersonic Aerodynamics
- Mechanical Engineering
- Hydraulic Engineering

Attractive salaries depending on experience and qualifications.

This is an opportunity to join new laboratories situated in rural surroundings.

Apply to:—

The Chief Engineer, Weapons Research Division,
A. V. Roe & Co., Limited, Woodford, Cheshire.

20

CIRCUITS
for 2/6 only

Our 1955 Supa-Handbook, "The Home Constructor" (76 pages), now incorporates:—

- * 20 CIRCUITS—Superhets, T.R.F. Sets, Amplifiers, Feeder Units, Test Equipment, etc.
- * SUPERHETS—Full constructional details, supra-simplified layout and point-to-point wiring diagrams for building a variety of superhets.
- * COIL PACK—Full constructional details for building a superhet coil pack.
- * CAR RADIO—Full constructional details.
- * BATTERY CHARGER—Details for building a cheap charger.
- * RADIO GEN—Pages of information, Resistance, Colour Code, Formulae, and "know-how."
- * RADIO CONTROL—General information and list.
- * RADIOGRAM Constructors list.
- * CATALOGUE—Profusely illustrated price list of components including:—
- 10-50, 16-50, 30-75, 75-200, 190-550, 800-2,000 metres, Aerial H.F. or Osc. 3/- each.
- 30 SUPACOIL PACK—All wave (L/M/S) superhet pack—single hole fixing—recommended for numerous receivers—ready aligned. 47/5.
- 40 SUPACOIL PACK—Similar to above. For use with superhets having an R.F. stage. Ready aligned. 82/-.
- (Either of above can be supplied to order to cover any 3 wavebands from our range).
- EQUIPMENT LEAFLET 10 gives full easy instructions for YOU to make both these packs. 1/6.
- STOP PRESS! EQUIPMENT LEAFLET 11—JUST OUT—Contains full instructions for building our new 4-valve battery set. Price 1/8.

"The most helpful book in the Trade."
SUPACOILS (DEPT. W.11)
21, Markhouse Road, London, E.17
Telephone: KEY 6896

L/P THE RECORD LIBRARY

- OPERA
- BALLET
- SYMPHONIES
- CONCERTOS
- ORCHESTRAL MUSIC
- ARIAS
- LIEDER AND SONGS
- INSTRUMENTAL AND CHAMBER MUSIC
- COMPLETE PLAYS AND EXCERPTS

WRITE NOW FOR DETAILS

(Enclosing a (1½d.) stamped, addressed envelope.)

MEMBERSHIP IS A MUST

- F O R { THE MUSIC LOVER
THE RECORD COLLECTOR
THE AUDIO ENTHUSIAST

- Inclusive cost (approx.) 1/- per week each L/P borrowed.
- Return of Post Changing Service—YOU say how often.
- Special arrangements for members wanting to hear new issues.
- NEW Comparison Scheme enables you to hear the best versions of standard works together, before a purchase.
- You can purchase new L/Ps (MINT-UNPLAYED) from us and change Library records at the same time—POST FREE.

TO
THE L/P RECORD LIBRARY
SQUIRES GATE STATION APPROACH,
BLACKPOOL, LANCs.

THE
**BRITISH NATIONAL
RADIO SCHOOL**
ESTD. 1940

NOW IN OUR FIFTEENTH YEAR
AND STILL

**NO B.N.R.S. STUDENT
HAS EVER FAILED**

to pass his examination(s) after completing
our appropriate study course.

**FREE TRIAL LESSON, QUESTION
and MODEL ANSWERS**

—Radio, Telecoms., Maths.

and our **NEW BASIC TELEVISION.**

State subject and grade of any special interest.

A.M.Brit.I.R.E. and CITY and GUILDS Radio and
Telecommunications Exams., etc. etc.

PRINCIPAL,
BRITISH NATIONAL RADIO SCHOOL
2, CANYNGE ROAD, CLIFTON, BRISTOL, 8
Tel. BRISTOL 34755

VALVES, ex W.D. New 807, 4/6. 5U4, 6/6. EF50, 5/-.
DURAL TUBING, $\frac{3}{8}$ ", 7' lengths, 4/6. Plus 1/6 rail charge.
100 yds. fine braided COPPER WIRE, wound on fishing rod type
reel, $\frac{3}{8}$ " x $1\frac{1}{2}$ ", 6/6.
RHEOSTATS. 12 v. 1 a., 2/6. 12 v. 5 a., 10/6.
NEW AC/DC MOTORS. 24 v. 2 a. 6" x 2 $\frac{1}{2}$ ". Spindle 1" x $\frac{1}{4}$ ", 18/6.
NEW FREQUENCY CRYSTALS. 9100 kc., 10/6. 4250 kc., 6/6.
Also Type TF243 from 5675-8650 kc. In 25 kc. intervals. 10/6 each.
NEW ROTARY TRANSFORMERS. Inputs 6 or 12 volts, output
250 v. 80 mA., 17/6.
NEW VR65, SP61 VALVES 5 for £1.
MAINS TRANSFORMERS. Input 200/240 v. Output 350-0-350
or 250-0-250 volts 80 mA. and 4 and 6.3 v. 4 a. and 4 and 5 v. 2 a. Price
21/6. Input 200/240 v. Output tapped 3, 4, 5, 6, 8, 9, 10, 12, 15, 18,
20, 24, 30 volts, 2 amp., 21/6. Output 17-11-5 volts 5 amp., 22/6. Output
17-11-5 v. 1 $\frac{1}{2}$ a., 16/6. 6.3 v. 2 $\frac{1}{2}$ a., 8/6. All with one year's guarantee.
D.P.D.T. RELAYS. Operate at 200/300 volts D.C., 8/6. We can
supply any type of voltage and contacts at varying prices.
NEW SELENIUM RECTIFIERS. F.W. 12/6 volts 3 amps., 14/6;
4 amp., 23/6; 6 amp., 30/-; 1 amp., 8/6; 12 v. 100 mA., 3/-; H.W., 250 v.
100 mA., 9/-; 250 v. 275 mA., 17/6; 250 v. 60 mA., 6/6.
GERMANIUM or SILICON CRYSTAL DIODES, 3/9.
M/C MICROPHONES with matched Trans., 15/6.
NEW ELECTROLYTIC CONDENSERS, 60-250 MFD. 275 v., 12/6.
TR1196 TRANSMITTER SECTION. New and complete but
less valves. 4.6-6.8 Mc/s. Easily converted, 15/- With valves TT11,
EL32, EF50, £2. Circuit included.
L.R. ARMY HEADPHONES, 9/6.
TIME DELAY RELAYS. We specialise in units giving varying
time constants. Please send us your requirements or problems.
FISHING ROD AERIALS. Set of 3, 8/6. Plus 1/6 rail charge
P.O. VEEDER COUNTERS 0-9999, 24/50 volts D.C., 15/6.
NEW BROWNS M/C HEADPHONES. (Ex-W.D.) With ear-
pads and 6ft. lead and plug, list price £5/5/-. Our price 18/6.
VCR97 TUBES. Brand new, in original crates, picture tested, 45/-.
SPECIAL OFFER SELENIUM RECTIFIERS, 12 v. 16 amp.,
full wave, 50/-, 24 volt 4 a., 50/-.
CARBON TWIST DRILLS. Set of 9, 1/16 to 3/16, or 1/16 to $\frac{1}{2}$ se: 7,
3/6.
All Carriage Paid in the U.K. from Dept. W.W.
UNISELECTOR SWITCHES. 50-point 3-level 24-50 volt D.C.
working, 17/6. Post paid.
MINIATURE RELAYS. 10 amp. Silver Contacts, 12 or 6 v. D.C.
Types S.M. 7/6, S.M. or B. or S.C.O., 8/6. Post paid.
No. 19 POWER UNITS. Mk. III, with 2 rotary transformers,
HT31 and HT32. £3.
Carriage on above items extra.

THE RADIO AND ELECTRICAL MART
253B PORTOBELLO ROAD, LONDON, W.11.
Phone: PARK 6026.

**VACANCIES FOR SKILLED
CRAFTSMEN IN GOVERN-
MENT SERVICE AT
CHELTENHAM**

Experienced in one or more of
the following:—

1. Maintenance of radio communication receivers.
2. Sub-assembly lay-out, wiring and testing of radio type chassis.
3. Cabling, wiring and adjustment of telephone type equipment.
4. Maintenance of teleprinters or cypher machines and associated telegraph equipment.
5. Fault finding in, and maintenance of, electronic apparatus.

BASIC PAY: £7/18/10 plus up to £2/10/- merit pay, assessed at interview and based on ability and experience.
Opportunities for permanent and pensionable posts.
5-day week—good working conditions—single accommodation available.

Apply to: **Personnel Officer,**
G.C.H.Q.
(FOREIGN OFFICE),
53, Clarence Street,
Cheltenham.

**TRANSISTOR
and
PRINTED CIRCUIT
COMPONENTS**

RADIO COMPONENTS:

The rapid development of transistors and printed circuit techniques has given rise to an interesting field for design and application of new components for these fields. Permanent, pensionable posts are offered to development engineers wishing to undertake advanced development work of this kind.

The company's laboratories, situated in the London area, are fully equipped and offer agreeable working conditions.

Write to Box 5525 giving details of age, experience and qualifications, which will be regarded as strictly confidential.

A. V. ROE & CO., LTD.

have the following vacancies in their
WEAPONS RESEARCH DIVISION
at
WOODFORD

TECHNICIANS

For design and development work in a guided weapon project. At least 3 years' experience in electronics or H.N.C. is necessary.

**JUNIOR AND SENIOR
DRAUGHTSMEN**

For design work in precision instrumentation. At least 3 years' experience in design precision engineering or H.N.C. is necessary.

**GOOD SALARIES AND
PROSPECTS**

**PENSIONS AND LIFE
ASSURANCE SCHEME**

Application giving full particulars of age, qualifications and experience to be addressed to:

**A. V. ROE & CO. LTD.,
WEAPONS RESEARCH
DIVISION, WOODFORD,
CHESHIRE.**

Wireless World Classified Advertisements

Rate 7/- for 2 lines or less and 3/6 for every additional line or part thereof, average lines 6 words. Box Numbers 2 words plus 1/-. (Address replies: Box 0000 c/o "Wireless World" Dorset House, Stamford St., London, S.E.1.) Trade discount details available on application. Press Day: December, 1955 issue, Thursday, October 27th. No responsibility accepted for errors.

WARNING

Readers are warned that Government surplus components and valves which may be offered for sale through our displayed or classified columns carry no manufacturers' guarantee. Many of these items will have been designed for special purposes making them unsuitable for civilian use, or may have deteriorated as a result of the conditions under which they have been stored. We cannot undertake to deal with any complaints regarding any such items purchased.

NEW RECEIVERS AND AMPLIFIERS
C.R.R. ELECTRICAL & ELECTRONIC DEVELOPMENT, Ltd., Bickford Rd., Witton, Birmingham, 6. Tel. East 0822.
SPECIALIZE in the manufacture of High Fidelity Sound Reproducing equipment, including:

WILLIAMSON Amplifiers, Tone Control Stages with variable Steep Cut Filters, Cross-over Units, High Fidelity Portable Tape Recording equipments ideally suitable for replaying the new EMI pre-recorded tapes. Professional Recording Amplifiers, Microphone Mixing Units, etc. Send for details and leaflets. [0105]

SHIRLEY LABORATORIES, Ltd., 125, Tarring Road, Worthing, Sussex, the precision high fidelity specialists; amplifier type SB/1-15E, 15 watts output, response 15 to 60,000 c/s, bass lift 18 db, cut 18db, treble lift 14 db, cut 20 db, B.V.A. valves, complete, 20gns; with 3 position switched input filter, 22gns; also the Jupiter reproducers at 36gns, the WB/U 6-watt amplifier, 12gns; the superb Mullard 20-watt EL34 amplifier, tape amplifiers to suit most decks; specialized amplifiers to order for the musical and scientific industries. Tel. Worthing 513, 3574. [0095]

SHIRLEY LABORATORIES, Ltd., 125, Tarring Road, Worthing, Sussex, the precision high fidelity specialists; amplifier type SB/1-15E, 15 watts output, response 15 to 60,000 c/s, bass lift 18 db, cut 18db, treble lift 14 db, cut 20 db, B.V.A. valves, complete with engraved panel, 18gns; with 3 position switched input filter, 19gns; also the Jupiter reproducers at 36gns, the WB/U 6-watt amplifier, 12gns; the new Mullard 20-watt EL34 amplifier, tape amplifiers to suit most decks; specialized amplifiers to order for the musical and scientific industries. Tel. Worthing 513, 3571. [0095]

TV RECEIVERS—SURPLUS AND SECOND-HAND
DECCA projection TV model 1,000, with screen shop-soiled only; price new £165; to clear £75; maker's guarantee—Woodmancy, Ltd., 18, Market Place, Frome, Somerset. [5233]

RECEIVERS AND AMPLIFIERS—SURPLUS AND SECOND-HAND
AR77E, just overhauled, complete with hand-book.—Offers to Box 6653. [5265]

FOR Sale, Ferguson 400, 3-speed auto radio-gram, October, 1953, excellent condition, owner going abroad; £55.—Box 6682. [5276]

HALLICRAFTER SX28, unmodified, Brown S50 headset, manual, good condition; £40 or offer.—Croydon 3918. [5234]

F.M. receivers, 3 old models for sale from £5; transistors and assorted components are available, outputs from 60mW-2W.
BEL, Radio Engineers, Marlborough Yard, N.19, Archway 5078. [0186]

FOR sale, Edystone radio 840, excellent condition, used 5 months only, completely overhauled recently; cost £45; sale price £30 or near offer.—Box 6634. [5262]

HRO Rx's and coils in stock, also AR8B, BC348R, CR100, etc.—Requirements please to R. T. & I. Service, 254, Grove Green Rd., London, E.11. Ley. 4986. [0053]

F.M. quality tuner, aligned and tested, in attractive cream perspex cabinet, unused, £5/10; high grade Perspex cabinet, as above, 12in X 8in X 8in, designed for housing all types of F.M. tuners with illuminated dial and slow motion tuning indicator, unused, 48/-; approx. half original price; as above, less indicator, designed for housing TV converters, unused, £5/-; fitted with internal illuminator giving luminous glow, ideal for use with all TV receivers to reduce eye strain and improve viewing comfort; limited number; bargain.—Box 6582. [5259]

NEW TEST EQUIPMENT
TV signal intensity meter (S.I.M.) for aerial checks and installation, etc; send for full details.—Radio-Aids, Ltd., 29, Market St., Watford. Tel. Watford 5988. [5258]

Specify PARTRIDGE TRANSFORMERS

Because each is backed by 21 years design and manufacture experience in this field.

Because each has been designed and manufactured to all relevant B.S. Specifications.

Because each has been individually tested and manufactured with the same care as one wound to meet a rigid Government specification.

Because each carries a 12 months' guarantee which covers free replacement if failure is due to faulty workmanship or materials.

Because if you require to take advantage of the C core technique in audio transformers, only Partridge offer a standard range.

A new Partridge range . . .



. . . Resin Cast Transformers

In the same series as the Partridge hermetically sealed oil-filled types, these units provide the alternative construction of a new resin casting. Units can be supplied in various colours for coding purposes.

Have you had your copy of the new Partridge Catalogue ?

PARTRIDGE

TRANSFORMERS LTD

TOLWORTH SURREY

Phone: ELMbridge 6737/8

TEST EQUIPMENT—SURPLUS AND SECONDHAND

ONE only, Marconi type TF 42B/A1 valve-voltmeter; £15.

ONE AV resistance-capacity bridge; £10.

ONE S.L. type E.S.2 square-wave shaper, as new.

SHIRLEY LABORATORIES, Ltd., 125, Tarring Rd., Worthing. [0098]

AVO universal minor, as new and unused; £8.—86, Oakwood Rd., Sparkhill, Birmingham. [5245]

UNUSUED export multimeters, 100 Avo model 8, £18/5; 200 Taylor 88A, £12/2/6.—Apply John Lionnet & Co., 62, Queen St., London, E.C.4. [5235]

FOR sale, Sullivan-Griffiths Logarithmic capacitance bridge, list No. C3000, with range extension unit up to 112uf, list No C3003 (cost approx. £140); £75.—Box 6417. [5236]

SIGNAL generators, oscilloscopes, output meters, valve voltmeters, frequency meters, multi-range meters in stock; your enquiries are invited.—Requirements to R.T. & I. Service, 254, Grove Green Rd., London, E.11. Ley. 4986. [0056]

HICKOK O.S.10 sig-gen. 1.6-50mc/s 1,600kc/s-90kc/s A.P. 2-1,000c/s output meter; £12. G.E.C. res-cap. bridge 10hm-10meg 10mmf-100uf .500v leakage test; £8. Mullard valve volt ohmmeter E7555 D.C.+or—0-3, 10, 30, 100, 1,000, 10,000 volt, 0-1,000 A.C. Ohms 2, 200 2k 200k 2meg centre scale; £30. Berndt R.A. 10DB modified A.C. speaker, 30-160m 250m-90kc; £7. Marconi channel 4 10in TV VC 73A; £15. Channel band I TV pattern generator; £8.—R. Heaton, 23, Grange Rd., Aston, B'ham., 6. Ast. 1637. [5224]

NEW DYNAMOS, MOTORS, ETC.
1500 cycles alternators 2KVA. 80v.—E.W.S. Co. 69, Church Rd., Moseley, Birmingham. [4601]

J.A.P. No. 2A 1.2hp petrol engine, air-cooled, 4-stroke, starting rope, tools, instruction book; £17/10 delivered.

T. W. PEARCE, 66, Great Percy St., W.C.1 (near Angel). [0013]

DYNAMOS, MOTORS, ETC.—SURPLUS AND SECOND-HAND

2,000c/s motor-alternator sets, input 220v d.c., output 80v, 1ph, 2,000c/s, 6.25amps, 500VA, complete with starter, fuses, control panel and voltmeter, all mounted in ventilated steel cabinet 14in X 26in X 49in high, new in original cases; £16, carr. extra.

B. B. CRAWSHAY, 93, Pixmore Way, Letchworth, Herts. Tel. 1851. [0096]

NEW GRAMOPHONE AND SOUND EQUIPMENT

TRANSISTOR pre-amps for tape playback, 1.5gns; valve types from £3/15.

TAPE recording amps, 12gns (mag. eye) or 18gns (meter ind.), inc. p. pack; complete T/R amps, 12watts, p.p., 19gns; Swatts, £14; others, UL/ output, £25.

REFLECTOGRAPH decks; £31 (Lodestar)

JASON F.M. kits; £5/14, or built £15/17.

GRUNDIG, Philips, Ferrograph T/R.

BARKER L/S supplied.

COM. TV converters available from £5.

H.P. terms now available.

TEL. Gladstone 1770.

HARDING ELECTRONICS, 120a, Mora Rd., Crikewood, London, N.W.2. [0032]

BUY your recorder and tape from an established studio.

FERROGRAPH recorders as used and supplied by us for four years; new extended play tapes, 48 mins. per track on 7in reel, 23 min. from 5in reel, at 7 1/2in; transfer your tape recordings to our high fidelity L.P.s and wide dynamic M.P.s; the highest professional standards maintained.

"ERCOA" RECORDING SERVICES (1949), 31, Peel Street, Eccles, Manchester. Eccles 1624. Director, Thurlow Smith, A.R.M.C.M. [0122]

CINE-VOX disc recording equipments type C7J for high-quality recordings from existing microphone equipment; price from 25gns; also available as a complete channel inclusive of mic., amplifier and playback equipment, at 70gns; type C7 for highest quality professional requirements—recorder mechanism at 48gns, or complete channel at 110gns; demonstrations arranged in London.

PLEASE write for details to K.T.S., Ltd., "Coplow," Park Rd., Brauton, N. Devon. Tel. Brauton 224. Callers by appointment only. [0210]

GRAMOPHONE AND SOUND EQUIPMENT

SURPLUS AND SECOND-HAND

EX-R.M.S. Queen Mary, 20 loudspeakers, 5 mics control desk converters, record players, etc., spares; £55.—Lewis, 44, High St., White-chapel, E.1. [5271]

GRUNDIG TK819 tape recorder, Golden Voice microphone, chrome stand, 12yd lead, 15 hours use only, cost £115; best offer or exchange television.—Slater, The Haven, St. Columb Rd., St. Columb, Cornwall. [5274]

PORTABLE EM12300 Disc Recorder; records direct or tape to disc at 78rpm hi-fi, slightly shopped; bargain at £85 (list £200); includes ribbon mike, stand and speaker; suit tape disc business, easy operation; guaranteed one year.—Tel. 5627 Mac's Radio, 10, Dillie St., Darlington, Co. Durham. [5111]

BENSON'S
BETTER
BARGAINS

BRAND NEW. ORIGINAL CARTONS.
R.F. UNITS. TYPES 26 or 27/27/8; 24, 10/8. (Postage 2/6). RP25. Sotted, 10/6; 1F. AMPLIFIER 178. 16.5 Mc/s, with valves, 22/6 (post 2/). R1155 Coil-packs, new, 12/6; used 9/6. 1F. Filters 2/6. Condensers tub. 3x1, 7/6. 1- AERIAL RELAYS (co-axial) 2/6 to 12/24 v., 7/6. DYNAMOTORS, D.C. 12 v. input, 250 v. 60 ma. and 6.3 v. outputs, P.M. field, 7/6. Filters for these, 2/6. EDDYSTONE 12 v. to 190 v. 75 ma., cased, 15s (post 2/). 11 v. to 300 v. 200 ma., cased, 13/6 (carr. 7/6). HALLI-CRAFTERS 12 v. to 350 v. 165 ma., with vibrapack 12 v. to 250 v. 70 ma., in one case, 50/- (carr. 7/6). CLOCKWORK Contactors, 2 impulses per sec., 8/6. Remote contactor 2/6. TR1196 with all valves, less xtals, 45/- (carr. 8/6). R1355, new improved type, 37/6 (carr. 7/6). TR1143A-Tx. 50, 6 valves, 20/-; Rx 71, 8 valves, 22/6; Mod. amp. 165, 5 valves, 15/- (post 2/6 each). R1382A 100/150 Mc/s., 13 valves, used, good cond., 25/10/- (carr. 10/-). RHEOSTATS, 25 A. 0.4Ω, with worm-drive slider, 12/6. R.P.101, 45 Mc/s. with 10VR91, 8V9B2, new, 45/- (carr. paid). VIBRAPACKS PCR. D.C. 12 v. to 250 v. 30 ma., smoothed, filtered, 17/6 (carr. 5/-). VIBRATORS, 12 v. 4 pin or 6 pin, 8/8. CONDENSERS, electrolytic: 13 samples, range 4 mfd. to 1,000 mfd., 7/6 (post free): Bak. tubular, 0.1/1.2 kV: .5/800 v., 25/800 v., 9d. each: .03/2.5 kv.: .05/3.5 kv.: .25/1.5 kvw. 1/- each. USA Bathubs, 600 vv., 2 mfd.: 1/6; single, 1 or 25, 9d.; double, 1 or 25, 1/- 1 mfd., 1/3; treble, 1/6.

METERS—BRAND NEW—BOXED

FSD	Scale	Type	Fit	Price	
2mA	21n.	MC	Pr.Rd.	10/6	
10mA	31n.	MC	Pr.Rd.	7/-	
10mA	41n.	MC	Pr.Rd.	20/-	
20mA	31n.	MC	Pr.Rd.	7/-	
40mA	21n.	MC	Pr.Rd.	6/-	
40 & 120mA	21n.	MC	Pr.Sq.	7/6	
100mA	300mA	21n.	MC	Pr.Sq.	5/-
100mA	31n.	MC	Pr.Rd.	7/-	
200mA	21n.	MC	Pr.Sq.	7/-	
200mA	31n.	MC	Pr.Rd.	7/-	
250mA	31n.	MC	Pr.Rd.	7/-	
LA	2 2 1/2 in.	TC	Pr.Rd.	7/-	

List and enquiries, S.A.E. please! Terms: Cash with order. Postage extra. Immediate despatch.
Callers and Post
W. A. BENSON (WW)
308 Rathbone Ed.,
Liverpool, 13.
STO 1604.

Callers
W. HUPERADIO
(Whit) Chapl. LTD., 116
Whitechapel, Liver-
pool 1. ROY 1130.

SURPLUS

AERIAL MASTS. American Yagi 5 element array AS-46/APG. 30ft. one piece 4in. dia. hollow wood masts. 24ft. 2 section 2in. dia. tubular steel masts. 45ft. 9 section 1 1/2 in. dia. American steel masts MS-44. 50ft. Bendix plywood masts MT-7A. 70ft. American plywood masts. 200 mc/s. Birdcage "H" array. 20ft. American tripod base aluminum masts AS/TPX. 9ft. one piece American police whips. 18ft. BC-610 6 section whips.
DIRECTION FINDERS. SCR-206, SCR-291, SCR-503, DFG-20, DFG-24, etc.
TELEPHONE AND TELEGRAPH APPARATUS. 1 + 1 terminals and by-pass filters; 1 + 3 terminals; 1 + 4 terminals and repeaters, S and SX, S and DX, filters; power bays; repeaters; V.F. ringers; perforators; Wheatstone equipment; teleprinters; undulators; switchboards; rectifiers; EE-65, TG-10, etc., etc.
AUDIO EQUIPMENT. R.C.A. squadron announcers (12-25 watt speakers). R.C.A. 25 watt high power speakers. Portable megaphones PA-4.
CONTROL UNITS. RM-6, 7, 12, 13, 21, 25, 29, 42.
AMERICAN TRANSMITTING TRANSFORMERS AND CHOKES. A large variety by Amertran, Kenyon, R.C.A., Thordason, etc., etc.
TRIPLE DIVERSITY RECEIVERS. 1.5 to 30 mc/s. Self contained on rack with all refinements. Full details available.
100 WATT BROADCASTING TRANSMITTERS. by Woden. Self contained in 4ft. 6in. cabinet £22/10/- with valves.
RACKS, de luxe. 19 inches wide channel iron sides, 3x2, 3ft. 6in. high, 40/-; carr. 10/-.
Many other items too numerous to mention. Send your requirements. Lists available. All packing and shipping facilities.

P. HARRIS

ORGANFORD DORSET
Telephone: Lychett Minster 212.

GRAMOPHONE AND SOUND EQUIPMENT

SURPLUS AND SECOND-HAND
ACOUSTICAL Quad amplifier, perfect order, little used, £29. H.M.V. amplifier, pre-war but overhauled and good quality; £6. Symphonic tape recorder, used twice, with mike, spare tapes; £45. Connoisseur P/U, three heads; £15. Garrard record changer, single speed, with Decca sapphire head; £6. Marsh, 15, Lemay Ave., S.E.12. Lee 7304. [5266]

NEW COMPONENTS

NEW transistor bridge source 1Kc with 1 1/2 maximum drift; 400 hours per battery; £10. Bel. Radio Engineers, Marlborough Yard, N.19. Archway 5078.
BRAND NEW power supply units, type 568 200 to 250 volt 50 cycle input, giving a stabilised output of 300 volt @ 100ma 6volts 7amps L.T. and a smoothed D.C. supply of 240volts for operations of relays, etc.; fully shielded and standard rack fitting; complete with 5U4G 2 voltage stabilisers, input plug and all necessary fuses; our special price £5. carriage paid Gt. Britain.
WALTON'S WIRELESS STORES, 48, Stafford St., Wolverhampton. Tel. 22039. [0145]

COMPONENTS—SURPLUS AND SECOND-HAND

RADIO CLEARANCE Ltd. 27, Tottenham Court Rd., London, W.1. Tel. Museum 9188.
ELECTROLYTICS, capacity, voltage, size, type of mounting, price post paid; 400, 6v. 1x2in. lug. 1/6; 250+250, 6v. 1x2in. lug. 1/6+25. 25v. 1/2x1 1/4. W.B. 1/6; 500, 12v. 3/4x1 1/4. W.B. 1/6; 1,000+2000, 6v. 1x3. clip. 3/6; 250, 12v. 1/2x1 1/4. clip. 1/9; 10, 25v. 1/2x1 1/4. clip. 1/3; 500, 50v. 1x3. clip. 3/9; 50+50, 150v. 1 1/2x2. clip. 2/9; 100, 275v. 1 1/2x3. clip. 3/6; 60+250, 275/350v. 1 1/2x4 1/2. clip. 6/3; 40+40, 275v. 1 1/2x2. clip. 3/3; 25, 275v. 1 1/2x2. clip. 3/3; 275v. 1x3. W/B. 3/3; 64+120, 275v. 1 1/2x4 1/2. clip. 5/6; 8, 450v. 1/2x2. clip. 1/9; 24+24+16, 350/425v. 1 1/2x2. clip. 4/9; 16+16+8, 350/425v. 1 1/2x2. lug. 4/3; 32+32, 350/425, 1 1/2x2. clip. 4/3; 100+200, 350v. 2x4 1/2. clip. 6/9; 16+32, 350v. 1 1/2x2. clip. 4/9; 8, 350v. 1 1/2x2. clip. 3/3; 20+10, 450v. 1x3. clip. 4/-; 15+15, 450v. 20mf 25v. 1x3, lug. 4/3; 8, 500v. 1 1/2x2 3/4, 2/6; 8+8, 500v. 1 1/2x2. clip. 4/-; all all cans, some with sleeves, all voltages WKG, surge V where marked, new stock guaranteed. 5Ma meters, moving coil, bakelite case, 2in square, flush mounting, new, boxed; 7/- post paid; 50Ma. 8/6.
MANS trans., 250-0-250v., 80ma 6.3v. 2.5A, 6.3v. 0.6A. Pri. 0-210-230-250v. 12/- post paid.
TELEVISION chassis, cadmium plated, steel, size 14X13X2 1/2in. complete with valve holders (9-B9A Pax, 1-B9A Cer, 2-B7G Cer, 1-Int. Oct. amp.), 20 various tag strips, cut away from metal rect., line trans., etc.; 9/11 each, post paid.
FRONT and rear tube mounts to fit above chassis, 3/- pair, post paid.
P.M. focus rings, wide angle, tetrode tube, fully adjustable, 12/- post paid.
SCANNING coils, wide angle, with mounting lugs, 19/6, post paid.
RADIO CLEARANCE Ltd. 27, Tottenham Court Rd., London, W.1. Tel. Museum 9188. [0015]


SOUTHERN RADIO SUPPLY Ltd., 11, Little Newport Street, London, W.C.2. See our displayed advertisement, page 162. [0016]
GOVERNMENT Surplus Illustrated Catalogue No. 12, containing over 400 items of electrical, mechanical and radio equipment for experiments, etc.; price 1/6, post free.—Arthur Sallis, 93, North Rd., Brighton, Sussex. [0093]
METAL-GLASS seals; single-way, hermetic, fully sealed terminals for soldered connections and fixing; mostly 1kv and 2kv sizes, new (surplus), 65/- per 1,000 assorted.—P. B. Crawshaw, 94 Pixmore Way, Letchworth, Herts. Tel. 1851. [0087]

WANTED, EXCHANGE, ETC.
EXTRUSIONS by Marley.
BUYERS requiring rigid and flexible tubes and sections in thermoplastic materials should ask for a quotation from Marley Extrusions, Dept. 129, Lenham, Maidstone, Kent. Harriestham 381. [4735]
HEAVY power supply, 1.5kv at 8amps. Physical condition unimportant.
BEL. Radio Engineers, Marlborough Yard, N.19. Archway 5078. [0184]
WANTED, receivers A.P.R.4, also T.N.16, 17, 18, 19, etc., and any radio test gear.
LESLIE DIXON & Co., 214, Queenstown Rd., Battersea, S.W.8. Macaulay 2159. [0176]
WANTED, tuning units, TN17, TN18, TN19, for R54/APR4 £50 each offered.—Box 4963. [0261]

WANTED, set manufacturers' or ex-Government radio equipment, large or small quantities of valves, electrolytics, speakers, meters, also components.
LOWE BROS., 9a, Diana Place, Euston Rd., N.W.1 Eus. 1636/7. [4485]
WANTED, HRO coils, Rx's, etc.—A.R.88s. BS348s, S27s, etc.—Details to R.T. & I. Service, 254, Grove Green Rd., London, S.W.13. Ley. 4986. [0163]
WANTED, valves TV, tubes, televisions, radios, radiograms, tape recorders.—Stan Willetts, 43, Spon Lane, West Bromwich, Staffs. Tel. 2392. [5097]

WANTED, good quality communication RYS tape recorders, test equipment, domestic radios, record players, amplifiers, valves, components, etc. estb. 18 years.—Call, send or phone Ger. 4639 Miller Radio, 38a, Newport Court, Leice-ter Sq., W.C.2 [4824]

CABINETS



We can supply any Cabinet to YOUR OWN SPECIFICATION. The one illustrated can be obtained in walnut, oak or mahogany for £19/15/-, or as a COMPLETE RADIOGRAM incorporating:

5-VALVE SUPERHET,
3-speed Plessey Autochanger £48.0.3
and 10in. W.B. Speaker

8-VALVE ARMSTRONG F.C.48,
3-speed Collaro Autochanger and 10in. W.B. Speaker £60.14.8

14-VALVE ARMSTRONG EXP 125/c,
3-speed Garrard Autochanger and 12in. Goodmans speaker £95.5.11

Alternative arrangements of Chassis, Speaker and Autochanger can be supplied.
Send 1/- for complete Catalogue of Cabinets, Chassis, Autochangers and Speakers (refunded on receipt of order). H.F. can be arranged.

LEWIS RADIO COMPANY
120, GREEN LANES, PALMER'S GREEN, LONDON, N.13. BOWes Park 6064

Excellence in design..
Specialists in Sub-miniature Telecommunication Components

AIR DIELECTRIC TRIMMERS 70pf

Illustration (approx.) actual size



12 Vane type 500 Volts
Width 16.5 mm Length 22 mm
Height 19 mm Insulation 10,000 megs.
Power Factor less than .001
Temp. Coeff. 50 parts/million/°C

OXLEY
DEVELOPMENTS CO. LTD.
ULVERSTON, NORTH LANCs
Tel: ULVERSTON 3306

GILSON TRANSFORMERS

No Flight of Fancy!

The foremost vibration test laboratories use Gilson Transformers for aircraft fatigue testing, on account of their completely reliable performance under arduous service conditions. We can in fact claim to have helped

To Make Flying Safer

Gilson Transformers are made for all electronic uses and include Service Approved tropical types as well as types for small power engineering and amateurs.

List Prices for the

MULLARD 5-10 AMPLIFIER

Mains Transformer Ref. WO741A £3.00
Output Transformer Ref. 696A/8K and 696B/6Keach £2.7£

OSRAM 912/ AMPLIFIER

Mains Transformer Ref. WO714B £3.00
Output Transformer Ref. WO710 £2.12.6
Choke 10Hy. 150mA. £1.15.0

Please write for descriptive leaflet.

R. F. GILSON LTD.

11a ST. GEORGE'S RD., WIMBLEDON, S.W.15
Phone: WIMbledon 5695.

MAKERS OF NEON SIGN TRANSFORMERS
Specialists in the design and manufacture of small transformers for power and audio frequencies. Contractors to Admiralty, etc., A.I.D. Approved

WANTED, EXCHANGE, ETC.
Wanted communication equipment, tape recorder, test equipment, valves, radio, amplifiers, etc.—Ger. 8582 Leed Radio, 33a, Lisle St., Leicester Sq., W.C.2. [4993]
WANTED, B.C.610 Hallicrafters, E.T.4336 transmitters and spare parts for same; best prices.—P.C.A. Radio, Beaver Lane, Hammersmith, W.6. [0079]
URGENTLY wanted, manuals or instruction books, data, etc., on American or British Army, Navy or Air Force radio and electrical equipment.—Harris, 95, Wardour St., W.1, Gerrard 2504. [5167]
WANTED, signal generators types TF144G, TF517F, TF762A frequency meters type BC221, TS174, TS175; also receivers types R1359 and R1294.—Send price and details to Hatfield Instruments, Ltd., 175, Oxbridge Rd., Hanwell, W.7. Tel. Ealing 0779/9857. [0037]
ALL U.S.A. V.H.F. test and communication equipment, TS174, TS175, TS47, B.C.221 freq. meters; receivers 1294, 1359, Hallicrafters S.27, S.27CA, U.S.A.; APR4 and tuning units TN16, 17, 18 and 19, RCA AR88D-LF, Hallicrafters SX28; valves 707A-707B, 2K28, 2K39, 2K35, 2K41; highest offers given by return.—Ger. 8410 and 4447, Universal Electronics, 21, Lisle St., Leicester Sq., London, W.C.2. [0229]

CABINETS
LEWIS RADIO have the best selection and finest finish.—See page 160. [0224]
WALNUT radiogram and television cabinets. Soundly constructed; stamp for details.—R. Shaw, 69, Fairlop Rd., Leytonstone, E.11. [5162]

METERS WANTED
We urgently require meters of all types, meter components, test equipment, etc.; any quantity, large or small; prompt cash. **ANDERS ELECTRONICS, Ltd.,** 91, Hampstead Rd., London, N.W.1. Euston 1639. [4663]

REPAIRS AND SERVICE
Mains transformers rewound, new transformers to any specification
MOTOR rewinds and complete overhauls; first-class workmanship; fully guaranteed.
F.M. ELECTRIC Co., Ltd. Potters Bldgs., Warser Gate, Nottingham. Est. 1917. Tel. 47898. [0113]

LOUDSPEAKERS repaired promptly.—Model Loudspeaker Service, Bullington Rd., Oxford. [5091]

MAINS transformers, E.H.T.s, chokes, field coils, etc., promptly and efficiently rewound or manufactured to any specification. **LADBROKE REWIND SERVICE, Ltd.,** 820a, Harrow Rd., London, N.W.10. [0222]

TRANSFORMER rewind service, mains, E.H.T. transformers and chokes, prompt delivery, range of replacement types ex-stock or manufactured to your specification. **METROPOLITAN RADIO SERVICE Co.,** 75, Kilburn Lane London, W.10. Ladbroke 2296. [0200]

SERVICE sheets for hire or sale, over 2,000 models, radio and television, s.a.b. enquiries.—Always at your service.—W. Gilbert, 24, Frithville Gdns., London, W.12. Tel. She. 3052. [4296]

REWINDS and conversions to mains and output trans., pick-ups, fields, clock coils, etc., from 4/6; PP equipment a speciality; all work guaranteed.—N.L. Rewinds, 173, High Rd., Willesden Green, N.W.10. Tel. Wordsworth 7791. [5275]

24-HOUR service, 6 months' guarantee, any transformer; rewind, mains outputs and i.f.s., etc.; all types of new trans., etc., supplied to specification; business heading or service card for trade prices.—Majestic Winding Co., 180, Windham Rd., Bournemouth. [4268]

D. C. BOULTON for repairs to any loudspeaker, specialists on heavy and P.A. types; cone assemblies, field coils, repair accessories, pressure units, microphones; transformers rewound and to specification; motor rewinds.—Lumby St., Manchester Rd., Bradford. Tel. 22838. [0171]

ARMATURE rewinding service to the trade, vacuums, drills, grinders, hood dryers, dental motors, vacuum cleaners, armatures replaced from stock; 24 hours' service; every job guaranteed we also specialize in complete overhauls and rebuilds of vacuum cleaners; all vacuum cleaner parts, hoses, bearings, fans, brushes for any make in stock.—Regam Electric, 95, Park Lane, Leeds, 1. [0028]

WORK WANTED
ELECTRONIC development, small qty. assy., technical drawing.—Box 5515. [0219]

CAPACITY available for small plastic moulds and stamping tools; highest limits, clean work, reasonable prices; specialty: hearing aids and electronic components.—Tool maker, 25b, St. Stephens Ave., London, W.12. Appointment by phone, She. 7069. [0034]

PAINTS CELLULOSE ETC.
PAINT spraying handbook, 3/6 post free, cellulose and synthetic paints and all spraying requisites supplied; catalogue free.—Leonard Brooks, 55, Harold Wood, Romford. [0207]

PATENTS
THE proprietor of British Patent No. 653484, entitled "Two-co-ordinate radar system," offers same for licence or otherwise to ensure practical working in Great Britain.—Enquiries to Singer, Stern & Carlberg, 14E, Jackson Blvd., Chicago 4, Illinois, U.S.A. [5098]

BUSINESS OPPORTUNITIES
FINANCE available for television/radio, or take shares.—Box 5463. [5061]

Armstrong

Specialists for over 20 years in the manufacture of

HIGHEST QUALITY CHASSIS

Hand made by Craftsmen



Price
£23. 18. 0 (inc. tax)

F. C. 48 RADIOGRAM CHASSIS with provision for F.M. Tuner

- 8 VALVES including 2 double triodes.
- 8 WATTS output from push-pull tetrodes.
- NEGATIVE FEED BACK—20 dB. resulting in negligible distortion and high damping factor.
- BASS and TREBLE controls independent and continuously variable. LIFT as well as cut. Unique Thermometer Visual Indicators ensure positive setting of these controls.
- MAGIC EYE Tuning Indicator.
- 4 WAVE BANDS: 16-50, 49-120, 190-550 900-2,000 metres.
- Large 4-colour illuminated dial.
- Overall size 12½in. x 9in. x 9½in. high.

F. M. 56 TUNER



Price
£21 (inc. tax)

- PERMEABILITY TUNING
- FREEDOM FROM DRIFT
- AUTOMATIC LIMITING
- MAGIC EYE TUNING

COVERAGE: 85-95 Mc/s. **IMAGE REJECTION:** 26 dB. **I.F. REJECTION:** 60 dB. **CIRCUIT:** A low noise triode R.F. Stage is coupled to a high stability frequency changer. This is followed by two I.F. Stages and a triple diode triode ratio detector and A.F. Stage. **VALVES:** Mullard ECC85, EF85, EF85, EABC80, EM34.

A NEW HIGH FIDELITY RADIOGRAM. See page 52 for details of the **ARMSTRONG SUPER RADIOGRAM.**

All our models are sold under full and unconditional money back guarantee of satisfaction. Prices include Purchase Tax.
HIRE PURCHASE facilities are available
Demonstrations at your local High Fidelity specialist or at our Showrooms in Holloway.

Write to us for descriptive literature mentioning W.W.

ARMSTRONG WIRELESS & CO. LTD.

Walters Road, London, N.7.

Telephone: NORTH 3213

"AUTOMAT"

The Reliable Battery Charger

As supplied to the Ministries, County Councils, and to makers of "The Best Car in the World." Export Enquiries Welcomed. Special units to order up to 7500 watts output. Selenium rectifiers 40 ma to 10 amp. Transformers up to 1 kVA.



CAR HOME CHARGER
2 AMP.
This new, robust, utterly reliable 6 v./12 v. 2 amp. charger with funnel cooled selenium rectifier, for A.C. 215/240 v., 12 wt. 7lb., ammeter model 57/6. P.D. 2/- glowing indicator model 45/-. Ditto but 3 amp., add 12/- to above. Truck charger 6 v./12 v. 5 amp., £6/10/-.

KITPROOF CHARGER
RELIABLE and long lasting as sold 13 years thru' W.W.—New No. 2 kit 12 v. 2 amp. rectifier, 50 watt impregnated trans., ballast bulb for 6 v./12 v. charger, 20/6, p.p. 2/-. Handsome steel case, 10/- extra. Ditto but ammeter model, add 11/-. No. 1 kit, 12 v. 3 a. Westalite rectifier, 65 watt trans., ballast/indicator bulb for 2 v., 6 v., 12 v. charger, 42/-. P.p. 2/-. special case louvered, punched, enam. grey, 12/6. No. 1A kit, 3 a. rect., 65 watt trans., ballast res., ammeter, for 2 v., 6 v., 12 v., 3 a., 51/-, case 12/6 extra, p.p. 2/-.

SELENIUM RECTIFIERS, new stock, best makes, 40mA to 10 amp. 2 v. to 110 v.—Examples: 12 v. 2 a., h. wave, 7/-, l.w., 9/-, 12/14 v. 3 a. to 3.4 a., 15/-, p.p. 8/-, 12 v. 5 a., 24/-, large lined 6 amp., 29/-, 24 v. 0.3 a., 9/-, 24 v. 1 a., 13/6, 24 v. 1.5 a., 15/6, 24 v., 5 a., 42/-, 6 a., 55/-, 50 v., 1 a., 25/-, 2 a., 28/-, p.p. 1/-, H.T. Rects., selenium, R.M.2 3/4, 250 v. 60 mA., Westal, 8/-, 200-0-200 80 mA., 14/-, 250 v. 100 mA. bridge, 14/-, 140 v. 25 mA. h.w., 5/-, p.p. 7d.

CHAMPION PRODUCTS

43 UPLANDS WAY, LONDON, N.21
*Phone: LAB 4457

OPPORTUNITIES IN RADIO



Get this FREE Book!

'ENGINEERING OPPORTUNITIES' reveals how you can become technically qualified at home for a highly paid key-appointment in the vast Radio and Television Industry. In 144 pages of intensely interesting matter, it includes full details of our up-to-the-minute home study courses in all branches of **TELEVISION and RADIO, A.M. Brit. I.R.E., City & Guilds, Special Television, Servicing, Sound Film Projection, Short Wave, High Frequency and General Wireless Courses.**

We definitely Guarantee

'NO PASS—NO FEE'

If you're earning less than £15 a week this enlightening book is for you. Write for your copy today. It will be sent FREE and without obligation.

BRITISH INSTITUTE OF ENGINEERING TECHNOLOGY
288b COLLEGE HOUSE,
29-31, WRIGHT'S LANE,
LONDON, W.8.



MISCELLANEOUS

TELEPHONE parts.

TELEPHONE handset mouldings, P.O. type; 12/6 per set.
SINGLE pin, 2-way plugs; 4/6 each.
TRANSMITTERS; 10/6 each.
TINSEL flexible cords, tanged each end, 4ft 6in lengths; 8d each.
VARIOUS type relays, induction coils, choke coils, condensers, etc. Price on application with stamped addressed envelope.

ONLY COMPONENTS, Ltd., Llanerch-y-Mor, Holywell, Flintshire. [5142]

AUTOMATIC dual coil winding machines, range from 22 to 44 S.W.G.—Hawkins, 170, Witton Rd., Aston, Birmingham. 6. [5019]

METALWORK, all types cabinets, chassis, racks, etc., to your own specification; capacity available for small milling and capstan work up to 1in bar.

PHILPOTTS METAL WORKS, Ltd. (G4B1)—Chapman St., Loughborough. [0208]

YOUR own tape recording transferred to disc.—Write, call, or phone Queensway Private Recording Studios, 123, Queensway, W.2, Tel. Bay, 4992. Studio recordings, tape recording service. [5194]

BUILD your own TV and learn about its operation, maintenance and servicing; qualified engineer-tutor available whilst you are learning and building.—Free brochure from E.M.I. Institutes, Dept. WW.58, London, W.4. (Associated with H.M.V.) [0180]

COPPER wires enamelled, tinned, Litz, cotton, silk covered, all gauges; B.A. screws, nuts, washers, soldering tags, eyelets, ebonite and laminated bakelite panels, tubes, coil formers; Tufnol rod, headphones, flexes, etc.; latest radio publications, full range available; list, s.a.c.: trade supplied.—Post Radio Supplies, 33, Bourne Gdns., London, E.4. [0138]

NOTICES

BRITISH SOUND RECORDING ASSOCIATION. Details of membership, open to the profession of sound recording engineer and all others interested in recording high quality reproduction and other branches of audio engineering, together with details of the London lecture programme and the Manchester, Portsmouth and Cardiff Centres, may be obtained from the Hon. Membership Secretary, H. J. Hougate, A.M.I.E.E., 12, Strongbow Rd., Eltham S.E.9. [0031]

SITUATIONS VACANT

The engagement of persons answering these advertisements must be made through the local office of the Ministry of Labour and National Service, etc., if the applicant is a man aged 18-64 or a woman aged 18-59 inclusive, unless he or she or the employer is exempted from the provisions of The Notification of Vacancies Order 1952.

SUNVIC CONTROLS, Ltd.

ELECTRONIC test engineer required for the test dept. of the above company; applicants must have Higher National Certificate in electrical engineering, with experience in pulse technique and associated equipment; write stating details of previous experience and salary to:

The Works Manager, Sunvic Controls, Ltd., Harlow, Essex. [5232]

DEVELOPMENT engineers

MURHEAD & CO. Ltd., Beckenham, Kent, have vacancies in their Servo and Instrument Laboratories for several grades of qualified engineers or physicists to work in the following fields.

1. DEVELOPMENT of mapslips and synchros of all types, high precision miniature and servo mechanisms and automatic control devices.

2. DEVELOPMENT of electrical and electronic measuring instruments for laboratory and industrial purposes.

QUALIFICATIONS. SENIOR posts: University degree in engineering or physics, with experience in either of the above fields.

JUNIOR posts: University degree in engineering or physics or H.N.C., some experience advantageous but qualified engineers who have recently completed National Service should apply.

SALARY commensurate with qualifications and experience.

A PENSION scheme is in operation and the company has its own sports ground; excellent recreational, social and canteen facilities are available. [5255]

E.M.I. ENGINEERING DEVELOPMENT, Ltd.

INSTRUMENTATION engineers.

AN attractive vacancy exists for an electronic instrumentation engineer (one senior and one junior) for the design and development of electronic instruments and instrumentation systems.

APPLICANTS should have a sound engineering background (preferably with a degree) and appropriate experience in the design and development of electronic instruments and systems, or closely allied equipment, is essential in the case of the senior engineer, experience in the supervision of small development teams is necessary. THE posts are pensionable and offer excellent opportunities for engineers with an inventive and progressive outlook.

PLEASE send full details of training, qualifications and experience in confidence to Personnel Dept. (ED/253), E.M.I. Engineering Development, Ltd., Hayes, Middx. [5226]

THE MODERN BOOK CO.

BRITAIN'S LARGEST STOCKISTS OF BRITISH and AMERICAN TECHNICAL BOOKS

Television Receiver Servicing: Volume I—Time-base Circuits, E. W. A. Spreadbury. 21s. 0d. Postage 6d.

Television Receiver Servicing: Volume II—Receiver and Power Supply Circuits, E. W. A. Spreadbury. 21s. 0d. Postage 6d.

Mullard Maintenance Manual, by Mullard. 10s. 6d. Postage 6d.

High Quality Sound Reproduction, by Mullard. 3s. 6d. Postage 3d.

Radio Designer's Handbook, by F. Langford-Smith. 42s. 0d. Postage 1/-.

Second Thoughts on Radio Theory, by "Wireless World". 25s. 0d. Postage 6d.

Handbook of Line Communication: Vol. I, by the Royal Signals. 30s. Postage 1/-.

Telephony, by J. Atkinson, M.I.E.E. Vol. 1 40s. Vol. 2 55/-, Postage 1/- each.

The A.R.R.L. Antenna Book, by the A.R.R.L. 18s. Postage 9d.

The Radio Amateur's Handbook, by the A.R.R.L. 30s. Postage 1/-.

Radio Valve Data, by "Wireless World." 3s. 6d. Postage 3d.

Electronic and Radio Engineering. 4th Edition, by F. E. Terman. 68s. Postage 1/-.

Please write or call for your new 1956 catalogue.

19-23 PRAED STREET LONDON, W.2

*Phone: PADdington 4185
Open 6 days 9-5 p.m.

SOUTHERN RADIO'S WIRELESS BARGAINS

TRANSCEIVERS. Type "38" (Walkie-Talkie). Complete with 5 valves. In metal carrying case. Ready for use. Less external attachments. 30/- per set.

ATTACHMENTS for use with "38" **TRANS-RECEIVER: HEADPHONES** 15/6; **THROAT MICROPHONE** with lead and plug, 4/6; **JUNCTION BOX** 2/6; **AERIAL** 2/6; **SPECIAL OFFER** of used "38" **TRANS-RECEIVERS** less valves but complete with ALL COMPONENTS. Excellent for SPARES. 11/6 per set. P. & P. 2/-.

TRANSCEIVERS. Type "18" Mark III. TWO UNITS (receiver and sender) contained in metal case. Complete with six valves, microphone, etc. LESS EXTERNAL ATTACHMENTS, £4/10/-.

RECEIVERS. Type "109." 8 Valve S.W. receiver with VIBRATOR PACK for 6 volts. Built-in speaker. METAL CASE, £5.

BOMBSIGHT COMPUTERS. Ex R.A.F. BRAND NEW. A wealth of components. GYRO MOTORS; REV. COUNTERS; GEAR WHEELS; etc., etc. Ideal for model makers, experimenters, etc., etc. £3.

LUFBRA HOLE CUTTERS. Adjustable 3in. to 3 1/2in. For metal, wood, plastic, etc. 6/6.

RESISTANCES. 100 ASSORTED USEFUL VALUES. Wire ended. 12/6 per 100.

CONDENSERS. 100 ASSORTED. Mica, metal tubular, etc. 15/- per 100.

PLASTIC CASES. 14 x 10 1/2in. Transparent. Ideal for maps, display, etc. 5/6.

STAR IDENTIFIERS. Type I A-N. Covers both hemispheres. In case. 5/6.


CONTACTOR TIME SWITCHES. In sound-proof case. Clockwork movement. 2 impulses per sec., thermostatic control. 11/6.

REMOTE CONTACTORS for use with above. 7/6.

MORSE TAPPERS. Standard 3/6. Midget 2/9. Postage or carriage extra. Full list of RADIO BOOKS 2/6.

SOUTHERN RADIO SUPPLY LTD.
11 LITTLE NEWPORT STREET
LONDON, W.C.2. Gerrard 6653

RELAYS TYPE 3000



BUILT TO YOUR SPECIFICATION—EARLY DELIVERY—QUOTATION BY RETURN—PLEASE STATE RESISTANCE OF COIL REQUIRED AND CONTACT BUILD UP.

VOLTAGE REGULATORS. Input 230 v. A.C., 21 amp. Output 57.5 v. to 228 in 16 steps with current limiting reactor. These variable transformers are brand new and not removed from equipment. £12 each, carriage 10/-.

VARIAC TRANSFORMER type 80 CO oil filled. Input 200/240 v. Output 220 v. 7.5 amps. £6/10/- each, carriage 7/6.

VERNIER DRIVES. Muirhead, scaled 0-180 deg. 38 to 1, diam. 3 inch, 10/6. Post 1/-.

VENTAXIA EXTRACTION FANS, brand new complete with cowl 12 v. D.C., 6in. diam. blades, silent running. Ideal for caravans, etc. £4/10/- each. Post 2/6.

AERIAL ROD SECTIONS, heavy copper plated, 12in. long, any number can be fitted together, 2/6 doz. Post 6d.

LOUDSPEAKER. 12 inch Plessey, 3 ohms, special price 32/6 each. Post 1/6.

RELAYS, HIGH SPEED SIEMENS 1,700 + 1,700 ohms, just the job for radio controlled models, 22/6 each. Post 1/-.

MICROPHONES, moving coil model T.50 for BC614E Amplifier which is used with the BC610 Hallcrafters brand new with cable and connector, 60/- each.

WAFER SWITCHES. Miniature, 2 pole 6 way, 3 pole 3 way, 4 pole 2 way, 1 pole 12 way. All at 2/6 each. Ceramic Types, 2 pole 12 way, 10/6, 2 pole 3 way, 15/-, 4 pole 4 way 6/-, 1 pole 3 way 4/-.

VALVES—SPECIAL OFFER.

5U4G ... 8/6 6K7M ... 8/6 6X50T ... 9/-
5Z4G ... 9/- 6SL7GT 9/6 807 ... 10/6
6AM6 ... 8/6 6SN7GT 11/- EF39 ... 9/6
6J5G ... 6/6 6V6GTG 9/- EF50 ... 5/6

CONDENSERS, METALMITE, 350 vt. wkg., .001, .002, miniature, 12/- doz. .005, .01, .02, 10/- doz. .05, 12/- doz. .1, 13/6 doz., .25 Metalpack, 16/- doz. 1.0 Metalpack, 24/- doz.

TEST METER FSD 1M/A. Scaled 0/100. Resistance 75 ohms 2 1/2in. Flush Round. Fitted in metal case 7in. x 5 1/2in. x 2 1/2in. Ideal for making a universal Test Meter. 35/- Post 2/-.

GENALEX EXTRACTION FANS, 230/250 volt, 50 cwt. Induction motor 1,300 r.p.m., 85 watts, 9in. blades, silent running, £8/15/-. Carriage 7/6.

CELL TESTING VOLTMETERS. 3-0-3 volts. In leather case with probes. 25/- Post 2/-.


RATIO ARM UNITS by H. W. Sullivan. Brand new. 600 ohms + 600 ohms. 50/- Post 2/-.

WHEATSTONE RESISTANCE BRIDGE. Manganin. 1 to 10,000 ohms. Plug type. £5.

GALVANOMETER. Mirror type, 5 Microamps FSD. Table Model in case 8 x 5 1/2 x 5 1/2in., scaled 0/5, 0/25, 0/125 microamps. £10.

MICROAMMETERS, 250 FSD 3 1/2in. FLUSH MODEL S37. Specially scaled for test meters. Knife edge pointers, magnetic shield. Brand new, 55/-.

RACKS P.O. STANDARD for 19in. panels. Steel channel sides, correctly drilled. Heavy angle base. Height 4ft. 10in. or 6ft.



ELETTRO MAGNETIC COUNTERS. Post Office type 11A, counting up to 9,999, 2 to 6 volts D.C. 3 ohm coil, 12/6 each. Post 1/-.

SLOW MOTION DIALS. 6in. Scaled 0-100, reduction 200 to 1 or direct, 5/6 each. Post 1/8.

VOLTMETERS, 0/300 for A.O. Mains 50 cy. Clear 5in. dial., 60/-; 0/15 volts A.C./D.C. 2 1/2in. flush, 15/6.

VOLTMETERS, 0/300 D.C. 2in. flush square with external resistance, 10/6; post 1/-.

Each converted to read A.C. by using a 5 Millamp meter rectifier, at 7/6. Post 6d.

VOLTMETERS, 0-20 M.O.2. Flush 10/6 ea. Post 1/-, also 0/300 2 1/2in. round with 1 M/A movement, 30/-.

INSTRUMENT RECTIFIERS. Full Wave Bridge. 1 mfd. 8/6 each, 5 mfd. 7/6 ea., 50 mfd., 5/- ea.

HEADPHONES, HIGH RESISTANCE, 4,000 ohms. Type CHR. New. 12/6 pair. Post 1/6.

LISTS AVAILABLE. Meters. Potentiometers, Resistances. All types including High Stability Carbon and Wire wound. Send large S.A.E.

L. WILKINSON
(CROYDON) LTD. DEPT. W.W.
19, LANSDOWNE ROAD, CROYDON

SITUATIONS VACANT
Circuit Design Engineers.

ARE required by Decca Radar for positions created by the continued expansion of their Research Laboratories. These cover work in a wide field, embracing high and low power pulse receiver, A.F.C., radar display, and test equipment design in standard and sub-miniature form. Applicants should preferably be of degree or H.N.C. standard, and have had previous experience in this field. A pension scheme is in operation. British Nationality essential. Please write to Decca Radar, Ltd., 2, Tolworth Rise, Surbiton, Surrey, quoting reference RLA103. [0167

SIEMENS BROTHERS & Co., Ltd.

DEVELOPMENT & Research Laboratories.

THERE are vacancies for:—

SENIOR Engineers to take charge of long-term development in:—

(a) ELECTRONIC switching and computing.

(b) TRANSISTOR applications.

(c) MULTI-channel carrier current telephone and telegraph equipment.

(d) CARRIER current terminal equipment for radio links, and submarine cable systems employing submerged repeaters.

(e) NEW types of Mercantile Marine radio communication equipment.

(f) DESIGN of new components including miniaturisation.

(g) ELECTRO-acoustics.

ASSISTANT Engineers & Laboratory Technicians to carry out the detailed development for the above.

TECHNICAL Sales Engineers for carrier equipment to undertake preparation of tenders, editing and writing technical publications, and training customers' engineers.

APPLICANTS with any of the following qualifications will be considered:—

(i) DEGREE in Physics or Electrical Engineering with some previous industrial experience.

(ii) RECENT and prospective Science Graduates.

(iii) H.N.C. Electrical or Telecom. Engineering or A.M.I.E.E.

(iv) O.N.C. or equivalent City and Guilds Certificates with practical industrial experience.

ALL are pensionable staff posts with good prospects of advancement.

SALARY according to qualifications and experience.

APPLY in writing to Siemens Brothers & Co., Ltd., London, S.E.18, Ref. 744/29, giving appropriate letter reference, and stating age, educational qualifications, experience and salary required. [5272

E.M.I. ENGINEERING DEVELOPMENT, Ltd.

EXPERIENCED valve engineer.

AN interesting vacancy has arisen at the company's Feltham laboratories for a valve engineer with 4-6 years' experience of both valves and micro-wave generators; applicants who should be qualified, will have some knowledge of testing, both in quantity, and for special purposes, will be able to design suitable test equipment, and have some applications experience; the salary offered for this pensionable post is attractive, and the prospects in this active company are excellent.—Please address your first reply to Personnel Dept. (ED/252), E.M.I. Engineering Development, Ltd., Blyth Rd., Hayes, Middx. [5227

E.M.I. ENGINEERING DEVELOPMENT, Ltd.

A VACANCY exists for an

ELECTRONIC engineer to undertake inter-company liaison duties in connection with the distribution and design of telemetry equipment; a wide experience of electronic engineering and V.H.F. techniques is essential; experience of telemetry equipment and ability as a technical writer would be an advantage.—Please write with full details to

PERSONNEL Dept. (ED/266), E.M.I. Eng. Dev., Ltd., Hayes, Middx. [5228

WIRELESS Station Superintendent required for the

POSTS and Telecommunications Department, Gold Coast Local Civil Service, for two

posts of 18 to 24 months in the first instance; consolidated salary scale £990 rising to £1,230 a year; gratuity at the rate of £100/£150 a year, outfit allowance £60; liberal leave on full salary, free passages; candidates should possess C and G Certificate in Radio Communications (Radio) or C and G Certificate Radio III and IV equivalent, and have had three years experience in two or more of the following fields: V.H.F. link systems, H.F. communications systems, frequency shift keying and teleprinter maintenance, V.H.F. and H.F. cathode ray direction finding system, aeronautical navigation aids (ground), manufacture of light engineering equipment.—Write to the Crown Agents, 4, Millbank, London, S.W.1, state age, name in block letters, full qualifications and experience and quote M20/29100/WF [5240

Muirhead & Co., Ltd., Beckenham, Kent.

have vacancies for:—

TECHNICAL sales engineers (age over 28).


(a) TO travel in S.E. England.

(b) TO travel in E. Midlands.

WITH possibly short period assignments abroad. Applicants should have a sound knowledge of electrical and electronic instruments in the audio frequency range, also the ability to do routine servicing; degree or H.N.C. desirable; full expenses and car provided; pension scheme.—Apply, stating age, salary and experience, to Personnel Manager. [5260

CHIEF radio and T.V. tester for production line. good prospects.—Box 6545. [5252

ENSURE THE BEST RESULTS
from your
ULTRA - LINEAR AMPLIFIER



with the
SAVAGE
OUTPUT
TRANSFORMER
3S95


The Savage Massicore output transformer type 3S95 is designed to the same standard as the 3C67A, which so many enthusiastic friends incorporated in the Williamson circuit. The specification is as follows:—

- ★ Primary D.C. resistance 100Ω + 100Ω
- Inductance taken at 5 v. 50~ 80 hys minimum.
- Primary impedance 7,000Ω tapped at 43% symmetrically about the centre tap.
- Leakage reactance tested at 1 v. 800~:—
- Whole primary to secondary: 8 m/Hys.
- Half primary to secondary: 4 m/Hys.
- Half primary to the other half primary: 8 m/Hys.
- Secondary impedances: 0.45Ω, 1.8Ω, 4.5, 7Ω, 11Ω, 16Ω, 22Ω, and 30Ω.



NURSTED ROAD,
DEVIZES : WILTS.
Telephone: DEVIZES 932.

POTENTIOMETERS



Wire-wound and Composition types. Single, Ganged, Tandem Units. Characteristics: linear, log., semi-log., non-inductive, etc. Full details on request.

RELIANCE

RELIANCE MFG., CO. (SOUTHWARK), LTD.,
SUTHERLAND ROAD, HIGHAM HILL, WALTHAMSTOW, E.11.
Telephone: Larkwood 3245

ARC 1 VHF Transmitter/Receivers installations.
R89B/ARNS Glide Slope Receivers.
ARN7 Radio Compass installations.
The above and many other American radio equipments in stock at Croydon Airport.
PHONE, WRITE OR CALL:
AVIONICS LIMITED,
CROYDON AIRPORT, SURREY
Telephone: CROYdon 8396/7/8.
*Grams: Aeradio, Croydon.

QUARTZ CRYSTAL UNITS



Type B7

The type B7 unit is mounted in the standard B7G valve envelope and is hermetically sealed and fully evacuated. Available for the frequency ranges from 100 kc/s. to 500 kc/s. and from 3 Mc/s. to 16 Mc/s. Gold electrodes applied by cathodic sputtering give permanence of calibration. Normal adjustment accuracy 0.01% Max. adjustment accuracy 0-003%.

Early delivery can be given of some frequencies, and we will be pleased to quote for your specific requirements.

THE QUARTZ CRYSTAL Co. Ltd.
63-71 Kingston Road,
NEW MALDEN, SURREY
Telephone: MALden 0334
Cables, etc. QUARTZCO NEW MALDEN

SITUATIONS VACANT
NORTH-WEST Kent College of Technology, Dartford.
DEPARTMENT of Electrical Engineering.
APPLICATIONS are invited for an appointment as Lecturer in Electrical Engineering, duties to commence on January 1st, 1956.
APPLICANTS should possess an Honours Degree in Electrical Engineering or in Physics (and/or be a Chartered Electrical Engineer), and should have had industrial experience in electronics or telecommunications, teaching experience would be an added qualification.
SALARY in accordance with Burnham Scale, viz. £965×£25 to £1,065 per annum.
FURTHER particulars and form of application may be obtained from the Principal at the College, Miskin Rd., Dartford, Kent. [5278]

THE GENERAL ELECTRIC Co., Ltd., has vacancies for:
1. **TRANSFORMER Designers** for a number of development projects including guided missiles. The work involves design of a wide range of types including small power transformers—at mains or audio frequencies—and pulse transformers.
2. **ENGINEERS** for work on magnetic amplifier transducers.
APPLICANTS should have experience of the design and development of the above types of electronic components and possess H.N.C. & C. certificates or equivalent qualifications.
APPLICATIONS will also be considered from ex-Naval R.E.A.s, R.E.s and R.A.F. radar fitters who have reached the required technical standard.
APPLY stating age and experience to the Personnel Manager, The General Electric Co., Ltd., Brown's Lane, Allesley, Coventry. Ref. RG. [4994]

ULTRA ELECTRIC, Ltd., Western Avenue, LActon, London, W.3

ANNOUNCE the following vacancies for **ENGINEERING Staff:**
(1) **TELEVISION Development.**
(a) **SENIOR ENGINEERS** required for TV receiver design; applicants should have good academic qualifications and experience of the design of radio frequency amplifiers, preferably up to frequencies of the order of 200 Mc/s.
(b) **SENIOR ENGINEERS** for time base development; applicants should have good academic qualifications and previous experience in the design of TV scanning circuits.
(c) **JUNIOR ENGINEERS** with academic qualifications or experience in TV receiver development.

(2) **RADIO DEVELOPMENT**
(a) **SENIOR ENGINEERS** required for development of radio receivers embodying the most recent AM/FM techniques, knowledge of FM receiver design desirable.
(b) **JUNIOR ENGINEERS** required for receiver design; experience desirable but not essential if possessing Hr. N.C. or C. & G. (Telecoms.) Final Cert.

(3) **ELECTRONICS.**
(a) **SENIOR ELECTRONICS ENGINEER** with some experience of circuit design for work in one of the following:
(i) Pulse techniques and general waveform circuitry.
(ii) Radar display.
(iii) Feedback techniques at video frequencies.
(iv) Simple servo devices.

SUCCESSFUL applicants will have opportunities of studying recent American techniques and they should be capable of accurate recording of experimental and design data and the preparation of technical servicing information.
(b) **ELECTRONIC ENGINEERS** for work on one or more of the above subjects.

(4) **TEST EQUIPMENT DEVELOPMENT.**
(a) **TEST EQUIPMENT DEVELOPMENT ENGINEER** for design and development of production test equipment for TV, radio or contract work; applicants should have Hr. N.C. or equivalent and good experience.
(b) **JUNIOR T.E. ENGINEER** with some qualifications or preferably some experience.
(c) **MEASUREMENTS SECTION LABORATORY ASSISTANT** (m. or f.) with some technical knowledge and experience of calibration and certification of electronic equipment.

APPLICANTS are requested to write to the Personnel Manager, stating which of the post(s) desired and giving full details (in strict confidence) including age, experience and salary expected; Saturday morning interviews can be arranged if desired. [5273]

DESIGNER-DRAUGHTSMEN. Vacancies in the Research Department of **SHORT BROTHERS & HARLAND, LTD.,** for work on **INTERESTING** military and commercial projects, including automatic controls, navigational systems and guided missiles.

APPLICANTS must have:—
EXPERIENCE of precision, electronic, electro-mechanical, instrument or hydraulic devices, and be able to work on their own initiative. **THESE** are permanent positions in an expanding organisation with new and well equipped laboratories; good salaries and prospects, pension scheme, assistance with housing and removal.
PARTICULARS of age, qualifications and experience, with salary required, to—Staff Appointments Officer, P.O. Box 241, Belfast, quoting S.A.89. [5181]

EXPERIENCED TV engineers required, must drive; salary from £850 p.a.—Apply, E. Coyne, 120, Ladbroke Grove, W.10. Bay. 1947. [5223]

COMMUNICATIONS equipment.—Technical writer required by North London company, an interesting salaried appointment.—Write Box 6664. [5269]



THE "FLUXITE QUINS" AT WORK

"We've accomplished the first space-flight
Thanks to speedy repairs with FLUXITE
Is this Venus, old boy?"
"No, it's not!" shouted Ol
"We're back in the old Isle of Wight!"

Make a quick success of that soldering job—use Fluxite Paste. Suitable for all metals, except aluminium. Even solders and "tins" dirty metals! And, remember, Fluxite "wipes" joints that other methods won't touch.

Used for generations in Government Works and by leading Engineers and Manufacturers. Of all Ironmongers in tins from 1/- upwards.

FLUXITE

SOLDERING PASTE

A STAUNCH COMPANION TO FLUXITE SOLDERING FLUID

Simplifies ALL Soldering

FLUXITE LTD BERMONDSEY ST LONDON S.E.1

GM. 20

THE CHAFFEY CABINET COMPANY

63a, CHELTENHAM RD., LONDON, S.E.15
TEL: NEW CROSS 4766

Band III Convertors



TYPE 30
For Band III reception with any type of receiver. A sensitive beautifully designed unit completely enclosed with its own power supply. Price £28/5/- complete.

TYPE 32 SWITCH UNIT
A remote control for mounting in or on the television receiver permitting switching from B.B.C. to I.T.A. programmes with the Type 30 converter unit mounted in any convenient position. Price £15/- complete.

TYPE 33 CONVERTOR
A sensitive low noise converter unit as the Type 30, but including remote switch panel for One Band I and Two Band III stations. Price £10/2/6 complete. Leaflets with pleasure on request.

SPENCER-WEST,
Quay Works, Gt. Yarmouth.

Telephone: 3009.
*Grams: Spencer-West, Gt. Yarmouth.

TV TUBES £5

6-Month Guarantee


12in. T.V. TUBES. Well known make. Other types 3 months' guarantee. £5 plus 15/6 ins. carr.

14in. RECTANGULAR TUBES now reduced to £7/10/- plus 15/6 ins. carr.

17in. RECTANGULAR TUBES. £12/10/- plus 15/6 ins. carr. Callers see a picture working. All Tubes C.W.O.

12in. T.V. CHASSIS. 97/6. Drawing 2/6 or free with order. Complete chassis by famous manufacturer (London or Birmingham) R.F. E.H.T. unit included. Owing to this chassis being in separate units (Power, sound and vision-Timebase interconnected) it is easily fitted to table or Console Model. This chassis is less valves and tube but see our catalogue for cheap valves by request. Carr. 5/- London, 10/- Provinces.

TIME BASE. 10/6. Containing scanning coil, focus unit, line trans. 10 controls, etc. Famous mfr. Drawing FREE. Post 2/6.



RADIO-GRAM CHASSIS 29/9

RADIO-GRAM CHASSIS. 29/9. Including 8in. speaker, 5 valve, 3/het, 3 w/band. A.C. Mains, complete less valves, tested guaranteed. Free drawing with order. Post 4/6. Set of 4 knobs 1/6 etc.

"DENCO" RADIO-GRAM CHASSIS 67/6. 4 w/band, 5 valve 5/het. Famous turret coil tuning complete with dial and knobs, and 8in. speaker. Carr. 4/6. Set of 5 valves 50/- extra.

V.H.F. 1124 RECEIVER. 17/6. With 6 valves, ex-W.D., new condition. 6 channel switching. Receives T.V. Sound, police, fire and amateurs. 30/5 Mc/s to 40 Mc/s. I.F. 7 Mc/s. Post 2/6.

V.H.F. 1125 RECEIVER. 7/9. Complete with 2 valves. New X.W.D. Post 2/3.

V.H.F. 24 RECEIVER. 10/6. New X.W.D. Complete with 3 valves. Post 2/3.

SPEAKERS 10/9. 8in. Std. P.M. 2-5 ohms or with matching O.P. Trans. 12/9. Post 1/9.

MAINS TRANS. 5/9. 6v and 5v heaters 200v-250v primary 350v-0-350v Post 2/-.

MAINS TRANS. 5/9. 12v and 4v heaters 100v-250v primary (ideal auto Trans). Post 2/-.

MAINS TRANS. 3/9. 4v and 4v heaters 200v-250v primary 350v-0-350v. Post 2/-.

MONEY BACK GUARANTEE
DUKE & CO
 621 ROMFORD ROAD, LONDON. E.12
 CWO OR COD • TEL: GRA 6677

SITUATIONS VACANT

A LEADING electrical and electronic engineering company in London wish to fill the following drawing office vacancies:
(A) COMPONENTS Draughtsman with O.N.C. standard education and experience in radio or light mechanical engineering.

(B) LIGHTING Fittings Draughtsman with experience of sheet metal work, lighting design and electrical wiring. For both positions training will be given and young men with useful but not related experience will be considered. In addition to good starting salaries, the Company offers excellent staff conditions, pension scheme, canteen, etc.—Apply to Personnel Officer, Century House, Shaftesbury Ave., London, W.C.2. Tel. No. Gerrard 7777. [5096]

ELECTRONIC Engineers are required on a Guided Weapon Project. Minimum qualifications, either—
 (a) Degree plus two years laboratory experience, or
 (b) Five years' laboratory experience.

THESE positions are in an expanding project and offer good prospects for the right men; practical electronic engineering experience and the ability to develop circuits with the minimum of supervision are the main requirements. PLEASE write to: The Personnel Manager (Technical Employment), De Havilland Propellers, Ltd., Hatfield, Herts, quoting Ref. No. 99. [5178]

APLICATIONS are invited by the Lancashire Constabulary, for personnel for the Radio Department, Hutton, as **CIVILIAN Radio Technicians.**

APPLICANTS must have a good knowledge of the fundamentals of radio. RECENT experience of servicing and maintaining V.H.F. equipment an advantage. SALARY in the scale of £432/10 at 25 years of age, rising to £535 at 32 years of age. A 44-HOUR week is normal and a superannuation scheme is available for established staff. Application forms obtainable from the Chief Constable, Lancashire Constabulary, Hutton, Preston. [5281]

PROJECT engineers; vacancies exist in an established and progressive company for project engineers aged 25-40, as detailed—
 1. **ELECTRONIC component development:** experience of electronic or light electrical engineering required, but design experience not essential.

2. **TELEVISION** and radio aerial development; experience of stress calculations and of light alloy castings and extrusions required. THE positions are permanent and pensionable; applicants should have Grad. I.E.E. or recognised equivalent qualifications, and should write (in confidence) to the Secretary, Belling & Lee, Ltd., Great Cambridge Road, Enfield, giving details of age and experience and an indication of the salary expected. [5230]

INSTALLATION engineer required, preferably with experience of carrying out microwave field surveys and installation. AS the post will involve a considerable amount of travelling it is essential that applicants be able to drive.

APPLY, giving fullest details of experience, etc., and quoting Ref. IET/1, to the Personnel Manager, Pye Telecommunications, Ltd., Diton Works, Cambridge. [5203]

R. B. PULLIN & Co. Ltd., invite applications for the following vacancies in their recently formed and expanding Electronic Development Division—

(a) SENIOR Development Engineers: Applicants should possess an Honours Degree or equivalent qualifications, and should have had several years' experience in the development of electronic circuits, preferably including work on electrical servos and magnetic amplifiers.
(b) DEVELOPMENT Engineers: Qualifications to O.N.C. or H.M.C. standard, together with some previous experience of valve circuit design.

THE positions are of a permanent nature; they offer excellent prospects and the opportunity to work in a newly equipped Laboratory on a variety of projects requiring considerable individual technical responsibility and initiative.

A **COMMENSURATE** salary will be paid. Contributory pension scheme, canteen and recreational facilities.—Applications will be treated as confidential, and should be made to the Superintendent, Electronic Development Division, R. B. Pullin & Co., Ltd., Phoenix Works, Great West Rd., Brentford, Middlesex. [0209]

WORK study engineer required for an established department in a light electrical and engineering company; N.W. London area; state experience and salary required.

GOODMANS INDUSTRIES, Ltd., Lancelot Rd., Wembley, Tel. Wembley 1200. [5231]

RADIO engineer/mechanic, first class, 12 months overseas; excellent opportunity large firm engineers; write experience, references, age, Box 6338. [5215]

CAPACITOR engineer with experience of mica and/or ceramic types required; position is senior and carries a very substantial remuneration; own staff notified.—Box 6372. [5221]

RADIO technicians required by International Aeradio, Ltd., for overseas service; permanent and pensionable positions; inclusive salary from £894 per annum to £1,373 per annum, tax free, according to marital status; free accommodation; kit allowance; free air fares; generous U.K. leave.—Qualified candidates, to whom replies only will be sent, please write, quoting RT, to Personnel Officer, 40, Park St. W.1. [0262]

GALPIN'S ELECTRICAL STORES

408 HIGH STREET, LEWISHAM, S.E.13
 Tel.: Lee Green 0309. Nr. Lewisham Hospital.

TERMS: CASH WITH ORDER (No C.O.D.)

All Goods sent on 7 days approval against cash

Notice: Owing to increases in Freight and Copper Wire prices we have no alternative but to increase our prices accordingly; all prices quoted are carriage paid unless otherwise stated.

MAINS TRANSFORMERS. Input 200/230 Volts OUTPUT 0/9/18 Volts at 3/4 amps., 25/- each; another output 12 1/2/0/12 1/2 volts 2 amps., 25/- each; another suitable for soil heating, garage lighting, etc., 0/14/17 1/2 volts, 20/25 amps., 52/6 each; another 4 volts 20 amps. twice, 35/- each.

I only 500 WATT TRANSMITTER complete with Valves, Crystals, etc., 13 meters 3/2k/W Variacs Range 6.25 to 12.5 Mc/s. 12.5 to 25 Mc/s. In very good condition, all fitted into rack approx. weight 5/6 cwt. £100 to clear, buyer collects.

EX-GOVT. ROTARY CONVERTORS 24 volts D.C. Input 50 volts 50 cycles, 1 phase at 450 Watts. OUTPUT (complete with Step Up Transformer) from 50 volts to 230 volts, £13/10/- each or CONVERTOR only £9/10/- each.

EX-NAVAL ROTARY CONVERTORS 110 volts D.C. Input, Output 230 volts 50 cycles 1 phase 250 watts capable of 50 per cent. overload, in good condition, guaranteed weight approx. 110 lb. £13/10/- each.

MAINS TRANSFORMERS all 200/250 volts primaries (New) Heavy duty Output combination of 0/6/12/18/24/30/36 volts 4/5 amps., 38/6 each. Ditto 6/8 amps., 51/6 each. Ditto 15 amps. Output 75/- each. Another with combination of 0/6/12/18/24 volts 6/8 amps., 51/6 each. Ditto 10/12 amps., 58/6 each. Ditto 25/30 amps. Output 85/- each.

MEDIUM SPOT WELDER TRANSFORMERS. Input 200/250 volts, OUTPUT combination of 0/2/4/6/8/10/12 volts at 50/70 amps. £7/7/6 each. Ditto 120/150 amps. Output, £7/10/- each.

PRE-PAYMENT 1/- SLOT METERS 200/250 volts A.C. 10 amp. size only, 100 per cent. overload set at 2d. per unit (guaranteed 12 months), £3/17/6 each. Ditto credit type 10 amps. only, 25/- each.

RECTIFIERS FOR CHARGERS 6 or 12 volts Output 2 amps., 9/6 each, 4 amps., 22/6 each, 6 amps., 36/- each. **MAINS TRANSFORMERS** to suit, 25/-, 30/- and 46/6 each respectively.

EX-CANADIAN EX-GOVT. ROTARY TRANSFORMERS for No. 19 receiver. Input 12 volts D.C. OUTPUTS 275 volts 110 M/amps.; also another output of 500 volts 50 M/amps. completely smoothed, 30/- each.

AUTO WOUND Voltage changer TRANSFORMERS. Tapped 0/110/200/230/250 volts 200 Watts, 48/6 each; 350 watts, 57/6 each; 500 watts, 76/6 each; 1,000 watts, £6/5/- each; 1,500 watts, £8/5/- each; 3,000 watts, £17/10/-.

EX-R.A.F. ROTARY TRANSFORMERS. Input 24/28 volts D.C. OUTPUT, 1,200 volts 70 M/amps. 1/2 hour rating, 10/- each. Ditto 18/24 volts D.C. Input 450 volts 50 M/amps. Output constant, 25/- each. These latter ones can be used as motors off A.C. mains with a little alteration.

LARGE RECTIFIERS output 50 volts 1 amp. with an input of 70/75 volts A.C., 10/- each. **EX-R.A.F. MORSE TAPPING KEYS,** 5/- each. **SINGLE EARPHONE** with carbon microphone 40 Ohms, 8/6 each.

ROTARY CONVERTORS. Input 24 volts D.C. Output 50 or 100 volts A.C. 500 cycles 1 phase at 300 Watts, £8/10/- each.

DESK-TYPE TELEPHONES for office inter com. with numbered dials, 55/- each. Moving Coil **VOLTMETERS** Switchboard type, 6 inch scale 0 to 200 volts, 25/- each. Ditto 0 to 100 volts, 25/- each.

EX-R.A.F. 1154 TRANSMITTERS, complete with valves. Complete in TRANSIT CASE. AS NEW. 45/-.

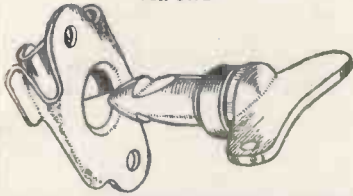
EX-GOVT. E.H.T. TRANSFORMERS. Large type. Two transformers in one case in Oil input 230 volts OUTPUTS 4 or 5.5 K.V. at 30 M/amps., 6.3 volts 2 amps., 4 volts 3 amps., 2 volts 2 amps. These transformers can be used separately out of the case, size dismantled approx 3 1/2 in. x 3 in. x 3 in. and 5 1/2 in. x 5 in. x 4 1/2 in., £4/5/- each.

ANY TRANSFORMERS made to order within 7 days from date of order. Please ask for quote. Numerous other items in stock. Please ask for quotation.

Clients in Eire & Northern Ireland, please ask for quotation as to carriage charges. The above charges only apply to England.

ODDIE FASTENERS

Pat. 507249



THIS FASTENER WITH ENDLESS APPLICATIONS—SIMPLE—POSITIVE SELF-LOCKING. MADE IN A VARIETY OF TYPES AND SIZES.

SPECIAL FASTENERS TO SUIT CUSTOMERS' REQUIREMENTS.

WIDELY USED IN THE RADIO INDUSTRY.

Illustrated brochure and other information will be gladly sent on request.

DEPT. "W.W."

Oddie, Bradbury & Cull Ltd., Southampton
Tel.: 55883 Cables: Fasteners, Southampton

WORKSHOP
BENCHES
BY SPECIALISTS
POWNALL MAL 4464
Blagdon Road, New Malden.

FM and HI-FI COMPONENTS

In stock for the

WIRELESS WORLD FM TUNER UNIT		
DENCO FM TUNER	circuits	1s. 6d.
RADIO CONSTRUCTOR FM	"	2s. 0d.
MULLARD AMPLIFIER	"	2s. 6d.
OSRAM 912 AMPLIFIER	"	3s. 6d.

Separate price lists on request to

J. T. FILMER MAYPOLE ESTATE
BEXLEY, KENT
Tel.: Bezesleyheath 7267

THE "Dust Bug" AUTOMATIC GRAMPHONE RECORD CLEANER

PATENT APPLIED FOR

From **CECIL E. WATTS**

Consultant and Engineer (Sound Recording and Reproduction),
Oakleigh Grange, High Cross, nr. Uckfield, Sussex.
Or your local dealer.

Price 18/6, plus 6/2 purchase tax.

CABLE CHEAPER IN SMALL COILS

All coils 20-49 yds. in length, unless requested shorter. All prices per 100 yd. lot, less supplied add 5%. Full 100 yd. coils are available add 5% to any price

	1/044	3/029	W/E	W/E
Plastic	49/-	66/2	85/-	149/-
Rubber	57/9	74/3	89/9	152/9
Single V.I.E.	24/9	31/-		52/3

EARTH WIRE 7/029 tinned copper 11/- a 100ft. lot. Send for lists of other cables, flexes, wiring accessories and surplus switch and fuse gear. (We buy surplus electrical items, send details.) Add part carriage to small orders, please.
BRIDISCO (W) 591, Green Lanes, London, N.8.

Cape Electrophonics LTD.

Manufacturers of highest quality reproducing equipment including the new, outstanding, high fidelity amplifier, the **Cape VL2**.

Write for leaflets:
CAPE ELECTROPHONICS LTD.
43-45, Shirley High Street, Southampton

SITUATIONS VACANT

EXPERIENCED fault finders and testers required for work in London on radio and T.V. Good positions for right men with one of the most progressive firms in the industry. APPLY, Works Director, Fye, Ltd., Cambridge. [5012]

TECHNICAL authors for a wide range of electronic equipment are required by the Cossor Group of Companies.—Write to: Personnel Manager, A. C. Cossor, Ltd., Cossor House, Highbury Grove, N.5. [5268]

RADIO service mechanics required by Smiths (Radiomobile), Ltd., for many parts of the country.—Write details of experience and qualifications to Personnel Officer, Goodwood Works, North Circular Rd., London, N.W.2. [0342]

RADIO and Television Engineers required for Service Department of Alfred Imhof, Ltd., holders of current driving licence preferred but not essential.—Please telephone Canonbury 1281 for appointment. [5179]

SENIOR engineer required by first-class dealer, experienced all leading makes, good salary and permanent position in a respected private business.—E. P. Fox, Ltd., East Molesey, Surrey. Molesey 2721. [5094]

ENGINEERS, Physicists, Technicians and Laboratory Assistants, are required by British Telecommunications Research, Ltd. Vacancies exist in departments concerned with:—

- (a) Wide-band line communication systems;
- (b) Wide-band microwave radio systems;
- (c) Measuring and Testing equipment for above;
- (d) Magnetic materials and semi-conductors;
- (e) Transistor applications to above fields;
- (f) Wave filters, transformers and networks;
- (g) Electronic switching and computing.

ATTRACTIVE posts are offered to appropriately qualified persons, and the appointments would be permanent.

THE Company operates a superannuation scheme and offers very attractive working conditions with generous holiday and leave arrangements, and good social and recreational facilities.

ALL applications will be dealt with in strict confidence and should be addressed to the Director of Research, British Telecommunications Research, Ltd., Taplow Court, Nr. Maidenhead, Berks. [5143]

TELEVISION: leading and progressive Murphy dealers need men with good theory background and able to drive, even if little practical experience. Good salary, conditions and prospects.—Singer's, Mal. 5409. [5023]

EXPERIENCED radio testers and inspectors required for production of communication and radio apparatus, also instrument makers, wirers and assemblers, for factory test apparatus.—Apply Personnel Manager, E. K. Cole, Ltd., Ekco Works, Malmesbury, Wilts. [0238]

RADIO Valve Engineers required for senior positions in development with London company; experience of this type of work essential; starting salary ranging from £750 to £1,000 according to ability.—Apply Box 5648. [5106]

MICHAEL RADIO, Ltd., Slough, Bucks. have vacancies from time to time for electronic engineers to be engaged on Government projects; those wishing to be considered are invited to write fully to the Chief Engineer, Equipment Division. [0198]

MURPHY RADIO, Ltd., have vacancies in their electronics division laboratories for engineers and assistants on design and development work, and also on associated electro-mechanical problems; applicants will be considered in the following categories:

1. CANDIDATES with engineering or science degrees or equivalent who have experience in industrial design.
2. GRADUATES who have completed military service but have no experience in design work.
3. CANDIDATES with lesser qualifications but who have considerable experience in industrial design.
4. CANDIDATES under 21 who are at present engaged upon H.N.C. part-time courses.

THE range of work involved is part of an interesting long-term programme in an expanding field and includes:

1. NAVIGATIONAL aids.
 2. V.H.F. and U.H.F. transmitters and receivers.
 3. PULSE systems.
 4. MAGNETIC information recording systems.
- THESE posts are permanent and pensionable, and offer good scope to men of ability; applications, giving full details of qualifications, experience, should be addressed to Personnel Department (EDL), Murphy Radio, Ltd., Welwyn Garden City, Herts. [5032]

RADIO Development Engineer (Senior) required. Fully experienced and able to work on own initiative. Excellent prospects with permanency. Pension scheme.—Masteradio, Ltd., Fitzroy Place, London, N.W.1. Tel. Eus. 2628. [5242]

CHARGE Hand (25/35) required by well-known firm of radio component manufacturers in Wandsworth. Some electrical knowledge and ability to control female staff essential.—Write, giving full details of age, experience and salary required to Box 6507. [0059]

WAFER SWITCHES for the OSRAM 912-PLUS

S1 (14061/B1)	} 14/6 pair
S2 (14062/B1)	
S4 (SS/556/1)	11/6
S5 (SS/556/2)	10/6

Prices include postage

Truvox Tape Deck Switch 12119/B3 14/6

inc. postage

SPECIALIST SWITCHES

(Wafer Switches to Specification)
23 RADNOR MEWS · LONDON W.2
AMBassador 2308
Enquiries by post or phone only

The **"BANDIT"** IS the Answer to BAND III
Send for Lists
TELECRAFT LTD.
Quadrant Works, Wortley Rd. West Croxson, Surrey
THOrnton Heath 1191-2-3

UNIVERSITY OF BRISTOL
Applications are invited for a **LECTURESHIP** in **ELECTRICAL ENGINEERING** (Grade II or III salary range £550 to £1,350, according to qualifications and experience, with F.S.S.U. benefits and family allowance) or for a **Junior Fellowship** (salary range, £550 to £650). Junior Fellows are required to undertake limited teaching duties only, and have ample opportunities for research. Preference will be given to candidates interested in industrial electronics; but good candidates with other special interests will also be considered. Further details may be obtained from the undersigned to whom applications should be submitted by 31 October, 1955.
H. C. Butterfield, Registrar.

NORWOOD TECHNICAL COLLEGE
Training in Radio, Radar, Television and Electronics.
Full-time courses in preparation for the following examinations:—
City and Guilds
Grad. Brit.I.R.E.
P.M.G. 1st and 2nd Class Certificates
Radar Maintenance Certificate.
Part-time classes in preparation for the following examinations:—
City and Guilds
Grad. Brit.I.R.E.
Radar Maintenance
R.T.E.B. Radio and Television Servicing Certificates.
Also special courses in Television Technology
London fees for full-time day classes. FREE if under 18 years, £23 per year if 18 years or over.
Further particulars from the Principal, Norwood Technical College, Knight's Hill, London, S.E.27. (1314).

RADIO TECHNICIANS IN CIVIL AVIATION

A number of appointments are available for interesting work providing and maintaining aeronautical telecommunications and electronic navigational aids at aerodromes and radio stations in various parts of the United Kingdom.

Applications are invited from men aged 19 or over who have a fundamental knowledge of radio or radar with some practical experience. Training courses are provided to give familiarity with the types of equipment used.

Salary £488 10s at age 25 rising (subject to a practical test) to £595. The rates are somewhat lower in the Provinces and for those below age 25. Prospects of permanent pensionable posts for those who qualify.

Opportunities for promotion to Telecommunications Technical Officer are good for those who obtain the Ordinary National Certificate in Electrical Engineering or certain City and Guilds Certificates. The maximum salaries of Telecommunications Technical Officers are Grade III £725, Grade II £850, Grade I £1,045.

Apply to the Ministry of Transport and Civil Aviation (ESB1/RT), Berkeley Square House, London, W.1, or to any Employment Exchange (quoting Order No. Westminster 6627).

FERRANTI LTD. WYTHENSHAW

have a number of vacancies for

(1) ENGINEERS AND PHYSICISTS for RESEARCH and DEVELOPMENT work in the following fields:—Radar, radio and electronic circuits.

Microwave systems. Hydraulic control systems and servo-mechanisms. Relays and Electro-mechanical Devices.

Test equipment associated with the above. Applicants should be graduates in Electrical or Mechanical Engineering or Physics, or hold equivalent qualifications. For these vacancies some previous experience is desirable. Salary range £800-£1,500.

(2) TECHNICAL ASSISTANTS, possessing degrees or Higher National Certificates in Electrical or Mechanical Engineering or Physics for experimental work in the fields listed in (1). Salary range £600-£900 for Honours Graduates or £500-£800 for lesser qualifications according to experience.

The appointment would be to the permanent staff of the Company and offer the prospect of interesting work in MODERN, WELL-EQUIPPED LABORATORIES in SOUTH MANCHESTER within easy reach of RESIDENTIAL DISTRICTS. The Company operates a Staff Pension Scheme.

Application forms from Mr. T. J. Lunt, Staff Manager, Ferranti Ltd., Hollinwood, Lancs.

Please quote reference W (1) or (2).

SITUATIONS VACANT
TECHNICAL radio engineer required to control technical aspect of radio and TV production and liaise between design department and works in a well-known London factory; good position for a keen person with sense of responsibility. APPLY Works Director, Pye, Ltd., Cambridge. [5011]

DRAUGHTSMAN/Section-leader required in small drawing office, electrical and radio experience essential.—Apply in writing to The Personnel Manager, A. H. Hunt (Capacitors), Ltd., Bendon Valley, Garratt Lane, Wandsworth, S.W.18. [0059]

CHIEF Designer—Due to expansion a really well qualified engineer is required to evolve new electro-mechanical instruments for industrial and Services use, high salary, housing assistance and pension scheme.—Full particulars to Box 6654. [5267]

DEVELOPMENT Engineer required to carry out aerial tests and development with minimum supervision. Ex-Service radar/wireless mech. with sound theoretical knowledge and good practical ability would suit. Salary £600 n.a.—Box 6655. [5279]

R television service engineers required for a busy and expanding service department; clean current driving licence preferred but not essential; high standard of technical ability essential.—Please apply Box 6718. [5282]

ELECTRONIC engineer, degree or equivalent, practical design experience of V.H.F. transmitters and receivers essential; small but rapidly expanding organization on South Coast (near Southampton).—Write full details, age, experience and salary expected to Box 5399. [0263]

ELECTRONIC/Electrical engineer required to take charge section concerned with measurements and test gear for capacitors; experience of capacitor specifications and performance an advantage; generous salary, according to age and experience; location London.—Write Box 6392. [5229]

METROPOLITAN Ear, Nose and Throat Hospital at St. Mary Abbots Hospital, Marlow Road, Kensington, W.8. Hearing aid technician required immediately. National salary scales and conditions.—Applications, giving full particulars to the Hospital Secretary (W.W.159) immediately. [5225]

SENIOR and Junior Electrical and Mechanical Draughtsmen required for the control gear drawing office to the British Thomson-Houston Company, Melton Rd., Leicester.—Please apply in writing to Manager, Drawing Offices, British Thomson-Houston Co. Ltd., Rugby, giving details of age, experience, etc. [5113]

SENIOR and Junior electrical and mechanical draughtsmen required for the electronics drawing office of the British Thomson-Houston Co., Blackbird Rd., Leicester.—Please apply in writing to Manager, Drawing Offices, British Thomson-Houston Co. Ltd., Rugby, giving details of age, experience, etc. [5066]

SENIOR television development engineer with administrative experience required, capable of carrying out development projects with minimum supervision up to production stage, Kingston area.—Write, giving full personal details, stating salary required, Chief Engineer, Box 5942. [0123]

RADIO and Television Engineer, required for North of Scotland area. Selected applicant should be capable of organizing and carrying out radio and television repairs and aerial installation. This position offers considerable opportunity.—Write to Box 4123, Robertson & Scott, 42, Charlotte Square, Edinburgh. [5270]

SENIOR and Junior Electrical and Mechanical Draughtsmen required for the electronics drawing office of the British Thomson-Houston Company, Blackbird Road, Leicester.—Please apply in writing to Manager, Drawing Offices, British Thomson-Houston Company, Ltd., Rugby, giving details of age, experience, etc. [5180]

TEST gear design engineers and maintenance engineers required with practical experience of this class of work, based on sound knowledge of electronic principles; these vacancies are permanent and progressive; a company pension scheme in operation; London area.—Please write in confidence giving full details of qualifications, to Box 6370. [5219]

ENGINEER or physicist required to work on design of loudspeakers, microphones, etc., of all types; good theory essential; some experience desirable, excellent remuneration, progressive and pensionable appointment.—Application forms available from Personnel Manager, British Acoustic Films, Ltd., Woodger Rd., London, W.12. [5216]

ELECTRONIC engineers and physicists reqd. for rapidly expanding research department; candidates should have experience of electronic instrument development; experience in pulse circuits or ultrasonics desirable but not essential; E.Sc. or E.N.C. standard.—Write full particulars to Glass Developments, Ltd., Brixton, S.W.2. [5084]

DRUGHTSMEN with experience in electronic equipment are urgently required for work on aircraft equipment by S. Smith & Sons (England), Ltd. at Cheltenham; high salaries for suitable applicants; ideal working conditions in pleasant surroundings. Housing assistance, pension scheme, permanent positions.—Apply, Personnel Manager, S. Smith & Sons (England), Ltd., Bishops Cleeve, Nr. Cheltenham, quoting reference No 63/EN. [5122]

—TELE-RADIO (1943) LTD

STEEL METER CASES WITH ALUMINIUM PANEL, SLOPING FRONT

4in. x 4in. x 4in.	8/6
6in. x 5in. x 8in.	13/6
6in. x 6in. x 12in.	22/6

SMALL STEEL TEST METER CASES WITH ALUMINIUM PANEL

4in. x 4in. x 2 1/2in.	6/-
6in. x 4in. x 3in.	8/-
8in. x 6in. x 3in.	10/-
10in. x 6in. x 2 1/2in.	12/-

STANDARD STEEL CASES WITH ALUMINIUM PANEL

10in. x 7in. x 7in.	22/6	16in. x 9in. x 8in.	45/-
12in. x 7in. x 7in.	28/-	16in. x 11in. x 8in.	51/6
14in. x 7in. x 7in.	32/6	19in. x 11in. x 10in.	58/-
14in. x 9in. x 8in.	41/6		

18 S.W.G. ALUMINIUM CHASSIS

8in. x 6in. x 2 1/2in.	7/6	14in. x 5in. x 2 1/2in.	9/6
10in. x 6in. x 2 1/2in.	8/3	14in. x 8in. x 2 1/2in.	10/6
12in. x 6in. x 2 1/2in.	8/6	14in. x 10in. x 2 1/2in.	11/6
12in. x 8in. x 2 1/2in.	9/6	17in. x 10in. x 2 1/2in.	12/6

18 S.W.G. STEEL CHASSIS

14in. x 8in. x 2 1/2in.	9/8	17in. x 10in. x 2in.	11/3
14in. x 10in. x 2 1/2in.	10/3	17in. x 10in. x 3in.	12/6

FULLY DRILLED CHASSIS FOR WILLIAMSON AMPLIFIER

	27/6
--	------

G.E.C. OSRAM "912 PLUS" AMPLIFIER DRILLED CHASSIS

	21/-
--	------

G.E.C. OSRAM "912 PLUS" FRONT PANEL

	14/6
--	------

"PANL" CRACKLE PAINT, BLACK, 3/- per tin.

ELLISON TRANSFORMERS ALL 200-250 v. PRI. UPRIGHT MOUNTING

P20. Sec. 250 v. 20 m/a., 6.3 v. 1 a., 5 v. 1.5 a.	23/-
P21. Sec. 250 v. 30 m/a., 6.3 v. 2 a., 5 v. 2 a.	24/9
MT162. Sec. 250-0-250 v. 60 m/a. 6.3 v. 3 a., 5 v. 2 a.	25/4
MT137. Sec. 250-0-250 v. 120 m/a., 6.3 v. 7 a., 5 v. 3 a.	40/6
MT123. Sec. 300-0-300 v. 110 m/a., 6.3 v. 2 a. C.T., 0.5-6.3 v. 2 a.	43/-
MT190. Sec. 350-0-350 v. 120 m/a., 6.3 v. 5 a. C.T., 5 v. 3 a.	43/9
MT178. Sec. 350-0-350 v. 150 m/a., 6.3 v. 5 a. C.T., 5 v. 5 a.	53/-
WMT175. Sec. 425-0-425, 150 m/a., 6.3 v. 5 a. C.T., 5 v. 3 a.	69/-
FT53. Sec. 6.3 v. 1.5 amp.	0/3
FT58. Sec. 4 v. 6.3 v. 3 amp.	21/6
CR44. Sec. 13 v. 5 amp isolation	17/3
FT56. Sec. 2.3-6.3-8.5 v., 2 a. isolation	24/-
SP70. Sec. 6.3-12 v. 3 a.	23/-
AT96. 60 watt auto.	22/6
AT92. 100 watt auto.	23/-
TC7. 10 h. 150 m/a. choke	25/10
TC74 30 h. 20 m/a. choke	19/-
Woden 40 h. 50 m/a. choke	12/6

Mains Transformer, drop through, 350-0-350 v. 60 m.A., 6.3 v. 2.5 a., 5 v. 2 a., Standard Primary 14/6

SUNDRIES

O-15 v. A.C. Meter, Moving Iron	10/6
O-30 M.A. Meter	7/6
London Channel T.V. Pre-Amplifier (1 valve EF42 or equivalent.)	21/-
E.M.I. Variable Selectivity I.F.T.s, pair	6/6
4K Colvern Preset Wire-wound Potentiometers, 6 for	9/-
6K Colvern Preset Wire-wound Potentiometers, 6 for	9/-
2K Colvern 15-watt Precision Potentiometers	8/6

FULL RANGE OF TELETRON COILS

Postage & Packing extra. C.W.O. or C.O.D.

TELE-RADIO (1943) LTD

189 EDGWARE ROAD, LONDON, W.2.

Phone: PAD. 4455/6.

Shop hours: Mon-Sat. 9 a.m.-6 p.m. Thursday 9 a.m.-1 p.m.



The LESDIX Crystal Set

In black or brown Bakelite case, fitted tapped litz wound aerial coil for long or short aerial, vari-

able solid dielectric condenser, germanium diode detector, plugs and sockets for aerial, earth and 'phone connections. Double headphones with headband cord and plug. All aerial tested and in working order, 30/-, post 2/6.

Resistances. Variable wire wound, for small motor control to Power Regulators. Many sizes in stock for prompt delivery. Open type or protected pattern with slow motion drive. Write for list or send us your specification.

Sewing Machine Motors. 230 volts A.C. radio suppressed and guaranteed; new, with fixing bracket, foot switch and Needle Lite. Fit any ordinary domestic sewing machine, £6/10/-, post 3/6.

Precision Temperature Control Ovens, for quartz crystals. 230 v./1150 c/s. Give stability with suitable crystals of better than 2-parts in a million. Fitted thermostat and thermometer, temp. adjustable 40/60 degrees C. As new and guaranteed, £9/10/-.

Meters. Record Cirscale Ammeters 3in. dia. 0-10 amps., D.C. moving coil, 25/-, post 1/- Elliott Flush panel 2 1/2in. D.C. M.C. Meters, 0-3 amps, 10/-, 5in. Met-Vic. A.C. Ammeters, S/bd type, 0-50 amps., 65/-, 6in. A.C. Ammeters, S/bd type, 150 amps., 65/-, 300 amps. 85/-.

Leslie Dixon & Co.

Dept. A, 214 Queenstown Road, London, S.W.8
Telephone: MACaulay 2159

THE OSRAM NINE-ONE-TWO

AMPLIFIER INSTRUCTION BOOK and HIGHEST QUALITY COMPONENTS Available from

COVENTRY RADIO

189, DUNSTABLE ROAD, LUTON.
Phone: 2677.

Price 3/6, plus 3d. postage also

Our 1954-5 Component Catalogue at 1/-

METER REPAIRS



ALL TYPES and MAKES Single and Multi-Range METERS repaired; also converted and re-scaled to requirements.

Phone for immediate service THE ELECTRICAL INSTRUMENT REPAIR SERVICE

329 Kilburn Lane, London, W.9
Tel: LADbroke 4168

SITUATIONS VACANT

ENGINEERS (radio valves) are required for all grades of work on development, production and pre-production; experience necessary for senior appointments; no previous experience needed for the junior posts. O.N.C. or B.Sc. (Inter) minimum qualification.—TA/8, Personnel Dept., M.O. Valve Co., Ltd., Brook Green, Hammersmith, W.6. [5105]

A. H. HUNT (CAPACITORS), Ltd., require draughtsmen for their New Addington factory, preferably with mechanical and electrical experience. For work on special purpose machines.—Write, giving age and previous experience to The Personnel Manager, A. H. Hunt (Capacitors), Ltd., Bendon Valley, Garratt Lane, Wandsworth, S.W.18. [0057]

TECHNICAL Writers required for Publicity and/or Instruction manuals in connection with telecommunication equipment. E.N.C. of degree standard an advantage. Applications should be made in writing, stating qualifications and salary required to Personnel Manager, Standard Telephones & Cables, Ltd., North Woolwich, London, E.16. [5280]

RADIO and television engineer required to take over, able to drive, comfortable post, permanency, £23 p.w. commencing, expenses and bonus, self-contained flat available if required.—Write full details in strict confidence to F. S. Taieb, Radiovision Service (Est. 1932), 57, High Street, Hoddesdon, Herts. (Tel. Hodds. 3102.) [5244]

ASSISTANTS (Scientific). The Civil Service Commissioners invite applications for responsible posts. Applications may be accepted up to 31st December, 1955, but early application is advised as an earlier closing date may be announced either for the competition as a whole or in one or more subjects. Interview Boards will sit at frequent intervals. AGE at least 17, and under 26 years of age on 1st January, 1955, with extension for regular service in H.M. Forces, but candidates over 26 with specialised experience may be admitted. CANDIDATES must produce evidence of having reached a prescribed standard of education, particularly in a science or mathematical subject. At least two years' experience in the duties of the class gained by service in a Government Department or other civilian scientific establishment or in technical branches of the Forces essential in one of the following groups of scientific subjects:—
(i) ENGINEERING and physical sciences.
(ii) CHEMISTRY, bio-chemistry and metallurgy.
(iii) BIOLOGICAL Sciences.
(iv) GENERAL (including geology, meteorology, general work ranging over two or more groups (i) to (iii) and highly skilled work in laboratory crafts such as glass-blowing).
INCLUSIVE salary scale £280 (at 18) to £575 (men) or £450 (women). Starting pay up to £423 (men) or £380 (women) at 25. Women's pay subject to improvement under Equal Pay scheme. Somewhat less in provinces. Opportunities for promotion.
FURTHER particulars from Civil Service Commission, Scientific Branch, 30, Old Burlington Street, London, W.1, quoting No. S59/55. [5263]

ELECTRONIC Engineers required for work on the application of radio valves for future development work calls for vision and imagination combined with circuit experience; O.N.C. or inter minimum qualifications; weekly or monthly staff vacancies available according to experience.—Quote EE/3, Personnel Dept., M.O. Valve Co., Ltd., Brook Green, Hammersmith, W.6. [5104]

DRAUGHTSMEN experienced in broadcast radio and television are offered exceptional opportunities with a firm of repute in the London area; experience in production drawing or mechanical design would qualify for a very attractive starting salary; applications which will be treated in strict confidence, should give full details of experience and should be addressed to Box 6371. [5220]

INDIVIDUAL with real leadership and drive required to control activities of small A.I.D. approved firm situated within 40 miles of London employing 60/70 which is expanding rapidly; prime requirement being considerable experience in the electronic industry, knowledge of f.h.p. motors and transformers an advantage; state salary required and full details of experience.—Apply Box 6361. [5257]

DESIGN and development engineers and senior design draughtsmen; several vacancies exist in the modern laboratories of a progressive engineering company; engineers able to undertake development work on broadcast radio and television apparatus; attractive salaries; company superannuation and insurance scheme available.—Please reply, giving full details, to Box 6369. [5218]

PLANNING engineer—E. K. Cole, Ltd., Southend-on-Sea require for their Special Products (Electronics) Department, a planning engineer to control a small section, planning the assembly of small batches of electronic equipment, a time study background would be a great advantage.—Apply stating age, qualifications and experience, to Personnel Manager. [5239]

AUSTRALIA—One of the largest dealers in Victoria is anxious to obtain the services of a qualified television and radio service engineer, either single or married, between ages 25-35, and prepared to sign a contract for 2-5 years; starting salary £A1,000 per annum; unfurnished flat provided free.—Applicants should send full details of past experience and qualifications to Box 6375. [5222]

NEW BOOKS ON RADIO & TELEVISION

Practical T.V. Aerial Manuals for Bands I and III, by E. Laidlaw	4/9
Radio Amateurs' H'book A.R.R.L. 1955	31/-
Valve and T.V. Tube Equivalents, by Babani. British, U.S.A., European and Service Types	5/4
Simple Electronic Musical Instruments for the constructor, by Alan Douglas	5/3
New Brimar Valve and Teletube Manual No. 6	5/3
Television Receiver Servicing, Vol. 2, by Spreddbury, Receiver and Power Supply Circuits	22/-
How to Make Aerials for T.V. Bands I and III and V.H.F. Band II, 10 different designs	2/9
Second Thoughts on Radio Theory, by Cathode Ray	26/-
T.V. Pre-amplifiers for Bands I and III	5/3
High Fidelity—design—construction and measurements by Gernsbach	12/6
Public Address Guide, Planning, Equipment, Installation and Construction, by Guy Cornish	6/6
Basic Electronic Test Instruments, by Rufus Turner	33/-
Radio Designer's H'bk, Langford Smith	43/6
ALL POST FREE. Write for New List of ENGLISH & AMERICAN BOOKS AND PERIODICALS	
UNIVERSAL BOOK CO. 12 LITTLE NEWPORT STREET, LONDON, W.C.2 (adjoining Lisle St.)	

MORSE CODE Training



COURSES for BEGINNERS and OPERATORS, also a **SPECIAL COURSE** for passing the G.P.O. Morse Test for securing an **AMATEUR'S TRANSMITTING LICENCE**.

Send for the Candler **BOOK OF FACTS**. It gives details of all Courses.

Fees are reasonable.

Terms: Cash or Monthly Payments.

THE CANDLER SYSTEM CO.

(55W) 52b ABINGDON ROAD, LONDON, W.8
Candler System Co., Denver, Colorado, U.S.A.

EUREKA & CONSTANTAN RESISTANCE WIRES

Prices per ounce

SWG Enam.	DASC.	SWG Enam.	DASC.
16 1/6	1/6	28 2/1	2/6
17 1/6	1/6	29 2/2	2/6
18 1/6	1/6	30 2/2	2/6
19 1/6	1/6	31 2/3	2/8
20 1/6	1/6	32 2/3	2/9
21 1/6	1/6	33 2/4	3/-
22 1/6	1/8	34 2/6	3/-
23 1/6	1/10	35 2/8	3/3
24 1/8	2/-	36 2/9	3/6
25 1/10	2/2	37 3/-	3/9
26 2/-	2/4	38 3/3	4/3
27 2/-	2/4	40 3/6	4/9

Wires to 50 swg available

COPPER INSTRUMENT WIRE ENAMELED, TINNED, LITZ, COTTON and SILK COVERED.

All gauges available.
B.A. SCREWS, NUTS, WASHERS, soldering tags, eyelets and rivets.
EBONITE and BAKELITE PANELS, TUFNOL ROD, PAXOLIN TYPE COIL FORMERS and TUBES.
ALL DIAMETERS.
SEND STAMP FOR LIST. TRADE SUPPLIED

POST RADIO SUPPLIES
33 Bourne Gardens, London, E.4

NEW S.T.C. AND "WESTALITE" SELENIUM RECTIFIERS. Largest L.T. range in Great Britain. Latest Current Products. NOT Surplus.

CURRENT PRICE LIST

INCLUDING 7 1/2% INCREASE

S.T. & C. E.H.T. K3/15, 4/9; K3/45, 8/10; K3/50, 9/4; K3/100, 15/10, all post 4d. extra.
BRIDGE CONNECTED FULL WAVE.
 17 v. 1.2 a., 17/7; 1.6 a., 28/-; 2.5 a., 31/-; 3 a., 32/6; 4 a., 37/6; 5 a., 40/6; all post free.
 33 v. 0.6 a., 26/-; 1 a., 30/-; 1.5 a., 48/6; 2 a., 55/-; 3 a., 56/-; 4 a., 67/-; 5 a., 72/-; all post 1/3.
 54 v. 1 a., 41/6; 1.5 a., 67/-; 2 a., 74/-; 3 a., 75/-; 5 a., 65; 72 v. 1 a., 53/-; 1.5 a., 84/-; 2 a., 87/-; 3 a., 99/-; 5 a., 132/-; 100 v. 1 a., 75/-; 1.5 a., 60; 2 a., 138/-; 5 a., 188/-; all post 1/6.

BRIDGE CONNECTED WITH 7 1/2 IN. SQUARE COOLING FIN. 17 v. 6 a., 53/-; 10 a., 60/-, post 1/10.

BRIDGE CONNECTED HEAVY DUTY FUNNEL COOLED, or 7 1/2 IN. SQUARE COOLING FIN. Both types, same price.
 17 v. 12 a., 110/-; 20 a., 126/-; 30 a., 176/-; 50 a., 275/-; 33 v. 6 a., 98/-; 10 a., 112/-; 12 a., 180/-; 20 a., 202/6; 54 v. 6 a., 130/-; 10 a., 152/-; 72 v. 6 a., 166/-; 10 a., 192/-; 100 v. 6 a., 237/6; 10 a., 275/-; all post 2/2.

"WESTALITE" (BRIDGE), 12-15" v. D.C., 1.2 a., 15/10; 2.5 a., 27/8; 5 a., 31/9; 10 a., 54/6; 20 a., 99/6; 30 a., 144/10; 50 a., 235/-; 24 v. 1.2 a., 15/10; 2.5 a., 27/8; 5 a., 51/-; 10 a., 92/8; 20 a., 176/2; 36 v. 1.2 a., 27/8; 2.5 a., 51/-; 5 a., 69/10; 10 a., 130/9; 100 v. 2.5 a., 104/10; 5 a., 178/-; 10 a., 356/-.
E.H.T. RECTS., 14D, 134, 22/-; 36 E.H.T. 60, 31/10, 18RA, 1.1.16.1 11/- All Post extra.

Wholesale and Retail.

Special Price for Export and Quantity

T. W. PEARCE

66 GREAT PERCY STREET, LONDON, W.C.1
 Off Pentonville Rd. Between King's Cross and Angel

SITUATIONS VACANT

TECHNICAL Writer to produce bulletins and operating instructions (with minimum supervision) dealing with picture telegraph equipment, measuring instruments, masklip and servo components. Degree or H.N.C. desirable with aptitude for this specialised form of writing. Pension scheme. Canteen, excellent working conditions.—Apply in writing to Muirhead & Co., Ltd., Beckenham, Kent. [5256]

APPLICATIONS are invited from engineers of Inter-B.Sc. or Higher National Certificate standard for investigational and development work on thermionic valves; 5-day week; staff pension scheme; modern welfare amenities.—Apply, giving full particulars of age, qualifications and experience, to Personnel Superintendent, The Edison Swan Electric Co. Ltd., Cosmos Works, Brimsdown, Enfield, Middlesex. [5247]

ELECTRONIC installation and service engineers required for work in field and laboratory; duties embrace v.h.f., electronic and nucleonic activities in commercial sphere; applicants must have sound technical knowledge and servicing experience, preferably with electronic instruments, stating age, qualifications and experience, to Personnel Manager, Ekco-Electronics, Ltd., Southend-on-Sea. [5238]

REQUIRED for service in Bangkok; Telecommunications Engineer with working knowledge of manual and automatic telephony, H.F. and V.H.F. radio equipment; this position calls for executive and sales ability; applicants preferably single, and between 25 and 30 years old; passages paid; provident fund; accommodation provided; transport assistance and leave allowed. —Write Box SE/95, c/o 95, Bishopsgate, E.C.2. [5250]

ELECTRONIC Development Engineer required to take charge of rapidly expanding special commercial television technical service. Permanent position carrying high salary and substantial prospects, extensive knowledge of set designing, production requirements and servicing operations essential. —Write giving details of qualifications, experience and salary required to Box 271, R. Anderson & Co., 14, William IV St., London, W.C.2. [5241]

LIVINGSTON LABORATORIES, Ltd., require a young engineer for administrative duties; candidates should have a degree in engineering or physics and also have or be willing to undertake training in business and accountancy methods; this is an unusual opportunity in a young and expanding firm for an engineer with a definite interest in the administrative side; age 25-30.—Write to The Director, Livingston Laboratories, Ltd., Retcar St., London, N.19. [5254]

SINGLE man required for firm in Bogota, Colombia. Must have practical knowledge and be prepared to travel and repair communications equipment. Also required to take charge of other technicians, and should be able to supervise assembly of domestic receivers. Must be good mixer. Opportunity for man to develop into person responsible for the technical and production running of Ekco (Colombia). —Reply to Chief Engineer, E. K. Cole, Ltd., Southend-on-Sea. [5245]

QUALIFIED radio engineer wanted by radio manufacturer in West London; duties include designing domestic radio, designing high fidelity audio equipment, designing and making test equipment for factory use; previous work with magnetic amplifiers, transistors and/or electronic instrument techniques would be an asset, but most important is a close acquaintance with the problems of quantity production; salary according to qualifications and experience.—Box 6340. [5217]

THE GENERAL ELECTRIC Co., Ltd., Brown's Lane, Allesley, Coventry, requires mechanical development engineers, designer draughtsmen and draughtsmen, preferably with experience of radar-type equipments, for work on guided weapons and like projects; also required, senior and junior electronic development engineers, particularly in the field of microwave and pulse applications; salary according to age, qualifications and experience.—Apply by letter, stating age and experience, to the Personnel Manager, Ref. R.G. [0259]

PRODUCTION career with excellent prospects for keen young men wishing to join expanding company specialising in batch production of a wide range of electronic equipment. Essential qualifications are an analytical mind supplemented by reasonable technical skill and knowledge of electronics. These jobs offer opportunities for learning and using your initiative if you are prepared to work.—Please write to Personnel Director, The Solartron Laboratory Instruments, Ltd., Queen's Road, Thames Ditton, Surrey. [5264]

MINISTRY OF SUPPLY requires engineer in London H.Q. to assist in co-ordinating the use and progressing the development of valves, other electronic components and constructional techniques required in production of guided weapons. Qualifications: British or British parents. Recognized engineering apprenticeship and A.M.I.C.E. or M.E. or E.E. or exempting qualifications. Electronic design experience, preferably including the microwave radar field, and knowledge of valve or component manufacture. Salary within £705-£1,095. Not established but opportunities to compete for establishment may arise.—Application forms from M.L.N.S., Technical and Scientific Register (K), 26, King St., London, S.W.1, quoting D423/5A. Closing date 11 November, 1955. [5251]

TELENG



WIDE BAND CHAIN AMPLIFIER

MARK III

40-220 mc/s

Gain 20 db ± 2 db over Bands I and 3 or ± 0.5 db over any single T/V channel. 75 ohm unbalanced in and out. Output up to 1.1 volt R.M.S.

Also

WIDE BAND LINE REPEATERS


Type 2

40-70 mc/s (Band I)

Gain 33 db ± 0.5 db 75 ohm in and out. Input circuit specially designed to maintain low characteristic through band. Indoor and outdoor models available.

Complete equipment for **EXTENDED AERIAL** and **WIRED T/V SYSTEMS.** Junction and Teeing Units, A.G.C. Source Units etc.

Comprehensive lists on request.



TURRET TYPE TUNERS

12 CHANNEL, T/V

(in quantity production)

STD I.F. OR MODELS FOR conversion of receivers with 13 to 19 mc/s I.F.



H.F. INDICATOR METER TYPE 2

20 m/v-2.5 v. in 3 ranges. 3 to 300 mc/s. Small probe. Shunt C at R.F. only 1.5 pf. Stabilised Valve Bridge Circuit. A sensitive R.F. transfer indicator for lab. or test bay.

Telefusion (Engineering) Ltd.

Teleng Works, Church Road, Harold Wood, Romford, Essex.

Ingrebourne 2901

Fidelia

HAND BUILT QUALITY UNITS

MAJOR 10-VALVE RADIOGRAM CHASSIS £32/8/4

Fidelia gives VHF/FM reception plus the normal wavebands and real high fidelity reproduction on these three new radiogram chassis.

Fidelia AM/FM Major 13-valve model. Separate amplifier unit, R.F. stage on all wavebands, 9 watt triode push-pull output, wide range electronic tone control, etc. £42.

Fidelia AM/FM De-Luxe 11-valve model. 7 watt triode push-pull output, separate bass and treble controls, etc. £32.

Fidelia AM/FM Standard. 9 valves 5 watt triode output. £28/10/-.

Fidelia F.M. Tuner. £13/10/-.

Further details of these and our other models on request. Fidelia equipment is available only direct from ourselves.

ELECTRO Acoustic DEVELOPMENTS

2 AMHURST ROAD, TELSCOMBE CLIFFS, Nr. Brighton, SUSSEX
 Tel: Peacehaven 3156

FIVE STAR HIGH-FIDELITY PROGRAMME

- ★ **F.M. and A.M. RADIO UNITS** by Chapman, Armstrong, Lowther Sound Sales and Jason. Prices from £15/17/-.
- ★ **AMPLIFIERS:** Quad, Leak, Rogers, Sound Sales, Pamphonic Cape. From £20.
- ★ **AUDIO FURNITURE** to house all types of equipment. Prices from £3/10/-. Also Speaker Cabinets to take 12in. units ready polished from £9/19/6 Call or send S.A.E. for details.
- ★ **SPEAKERS.** New Models by Goodmans, Wharfedale, W.B., Tannoy, G.E.C., Pamphonic, Sound Sales.
- ★ **TRANSCRIPTION GRAM UNITS.** By Garrard, Collaro, Jason, Connoisseur, Goldring, Decca. Prices from 13 gns.

Demonstrations Daily at:

HOLLEY'S RADIO

285 Camberwell Road, London, S.E.5.

Phone: RODney 4988.

Hire Purchase terms arranged. Open all day Saturday.



**DECCA
RECORD
PLAYERS**
Standard or L.P.
List Price £12/1/6
OUR PRICE
6 GNS.
Packing, carriage, insurance, etc., 10/6.

Decca 78 r.p.m. variable speed record players, fitted centre drive Garrard motors, ffr plug-in heads, sapphire styl, Rexine case. List price £12/18/6. Our price £6/19/6. Packing, carriage, insurance, etc., 10/6.

Send stamp for bargain list of record players.

RONALD WILSON & CO.
12, BRIDGE ST., WORCESTER

GENERAL MANAGER

required
for

Radio and Television
Production and Development Concern.

Superannuation and Insurance
Scheme.

Salary **£2,500** per annum
— London Area —

Please reply, giving full
details to :—

Box No. 6256

SITUATIONS VACANT

The General Post Office has vacancies for Radio Operators at its coast radio stations and applications are invited from men between 21 and 35 years of age who hold the Postmaster General's First Class Certificate of Proficiency in Radiotelegraphy. Selected candidates will be considered later for permanent pensionable posts. Applications should be made to The Inspector of Wireless Telegraphy, Radio and Accommodation Department, Wireless Telegraphy Section, Union House, St. Martins le Grand, London, E.C.1. [5078]

TESTERS required for type testing in connection with the design and manufacture of a wide range of electrical control equipment and instrumentation for the Test Department of a rapidly expanding company; applicants must have had industrial experience and suitable technical qualifications, preferably Higher National Certificate; housing accommodation can be arranged where necessary.—Write giving particulars of training, experience, etc., to Works Manager, Sunvic Controls, Ltd., Eastern Industrial Estate, Harlow, Essex. [5248]

DRAUGHTSMAN required for interesting work on electrical layouts and installations in connection with heavy works plant test schemes; the successful applicant will be required, in the first instance, to devote his efforts to the electrical test equipment of a new large turbo-alternator factory, where a good deal of original design and development will be expected; National Certificate or equivalent essential; salary in accordance with age and experience.—Apply in writing to Box A58, T. & G., 167, High Holborn, London, W.C.1. [5016]

APPLICATIONS are invited from senior project engineers with a specialised knowledge of the manufacture of electrical and mechanical products. Applicants should have a good practical engineering background and a sound technical experience of tool design and planning and be capable of putting new projects on a sound production basis. These vacancies offer excellent opportunities to men seeking permanent and progressive positions. London area.—Applications which will be treated in confidence, should give full details of experience and salary required and be addressed to Box 6289. [5210]

ADMIRALTY—Royal Naval Scientific Service. Engineers and Physicists (particularly with electronics) required in Experimental Officer and Assistant Experimental Officer grades in Experimental Establishments in London, Portsmouth, Weymouth areas, Gloucestershire and Scotland. Qualifications—British subjects, minimum of H.S.C. (Pass degree, H.N.C., or near equivalent an advantage.) London salary (men) E.O. £750-£920. A.E.O. £302/10-£670 (according to age). Appointments unestablished, but opportunities to compete for established posts.—Application form from M.L.N.S., Technical and Scientific Register (K), 26, King St., London, S.W.1, quoting A214/5A. [4980]

WAR DEPARTMENT requires three lecturers at R.E.M.E., Training Centre, Arborfield. Qualifications: Engineering or Science degree, lecturing experience, specialist knowledge of either Electrical Engineering or Electronics, or Servo-mechanisms; salary in accordance with Burnham Technical Scale for Assistant B, with allowances for degree and special qualifications and for extra working time compared with Technical Colleges; normal teacher's superannuation.—Full particulars and application forms from M.L.N.S., Technical and Scientific Register (K), 26, King St., London, S.W.1, quoting Ref. D 422/5A. Closing date November 8th, 1955. [5243]

BRITISH European Airways require a Technical Assistant, Project and Development Branch, London Airport. Qualifications: Good 2nd Class Degree or equivalent in Engineering, Physics or Mathematics. Experience of performance requirements, preparation of flight manuals and/or special training in statistics desirable. Salary scales £717/10-£767/10 p.a. or £742/10-£957/10 p.a. according to qualifications and experience. Pension scheme, sick-pay, air travel concessions in Europe, 3 weeks' annual holiday.—Written applications, giving full particulars, to Senior Personnel Officer, B.E.A. Engineering Base, London Airport, Hounslow, Middlesex. [5274]

AIR Ministry requires Scientific Officers in London area, Maidenhead, Berks, and Norfolk, for operational research duties theoretical studies and development work in the field of communication and general electronics. Qualifications: First or Second Class Honours degree in Mathematics, Physics or Electrical Engineering, or equivalent. Salary (London) Within range £513/10—£925. Provincial rates slightly lower. Equal pay scheme. Good opportunities for promotion to higher grades.—Application forms, quoting A113/5a from M.L.N.S., Technical and Scientific Register (K), 26, King St., London, S.W.1. Closing date, 11 November, 1955. [5257]

Two senior design draughtsmen and four draughtsmen are required for original work on mechanical development in an expanding department. The work is varied in scope but deals with high precision techniques applied to mechanical and electro-mechanical mechanisms for computers, automation equipment, guided missile and atomic energy projects. Experience in the above fields is desirable but not essential. A keen and lively interest in this field is of equal importance to previous experience. Salaries will be commensurate with experience and qualifications, and promotion will depend solely on ability shown.—Please reply, giving full details to Box 6497. [5246]

ELECTRONIC VALVES

Applications are invited
for the post of

CHIEF VALVE DEVELOPMENT

ENGINEER at laboratories on the outskirts of London. Applicants should possess an honours degree, have long experience in the valve industry, the ability to secure results and to work in close co-operation with other laboratories and production establishments within the Group.

Only candidates with a first class record and of outstanding ability will be considered for this senior appointment.

Salary will be commensurate with experience and qualifications and the post is pensionable.

Applications, which will be treated in the strictest confidence, should state age, and salary expected to Box No. 5727.



Remember

POPPY DAY

BRITISH LEGION, HAIG'S FUND
FALL MALL, LONDON, S.W.1
(Registered under the War Charities Act 1940)

LEO COMPUTERS LTD

Trainee Computer Engineers

Training in electronic computer engineering is offered to men of up to 30 years of age of Higher National Certificate standard in electronics.

When trained, they will join a small team of engineers working intensively on the servicing of large general purpose computers. They will need to be enthusiastic and capable of developing a flair for the diagnosis of faults in these complex machines.

Starting salaries are between £500 and £750 a year, according to qualifications and experience of electronics.

Applications, giving full details, should be addressed to Control Office, LEO Computers Ltd., Cadby Hall, London, W.14.

DUODE

Makes
Fine
Records
Sound
Superb



The better your amplifier, the better your pickup and records, the better your receiver, the more important it is for your own lasting satisfaction that you should hear the Duode—demand and insist on hearing it—let us know you want to hear it—refuse to be sidetracked.

The better your ear, the better your judgment of good sound quality, the more important it is for you to listen with critical care to the Duode wide frequency range, the extremely clean, smooth, true Duode top, its full hard bass, crystal clear transitions—all those essential factors which make Duode sound the most REAL and NATURAL REPRODUCTION.

The better your musical experience, the better your knowledge of instrument tone, of touch, fingering, bowing and similar technical aspects of performance, again the more important it is that you do not fail to appraise how Duode brings truth and life to these finer points on which your lasting enjoyment of your sound reproducing system depends.

INSIST on hearing the DUODE

Tell your dealer you wish to hear one. If he will not help you, write to us for details of our test plan and H.P. terms.

DUODE SOUND REPRODUCERS
3 NEWMAN YARD, LONDON, W.1

SITUATIONS VACANT

JUNIOR development engineers are urgently required to assist in the development of precision electronic laboratory instruments; successful applicants will be engaged on interesting long-term projects concerning the development of a wide range of equipment; the appointments are permanent and carry considerable technical responsibility; applicants should have had previous development experience, preferably in the instrument field; academic qualifications ranging from N.C. to degree standard are preferable; salaries are dependent upon age, qualifications and experience.—Apply, stating full details, to the Personnel Manager, Furzehill Laboratories, Ltd., Boreham Wood, Herts. [5214

A VACANCY occurs for a development engineer in a design group concerned with a wide range of small transformers of types used in radio equipment and electrical appliances; preference will be given to applicants having experience of this class of work, but young engineers with a sound basic training and limited experience will be considered, and if successful will have the opportunity of gaining practical knowledge of design problems met in fulfilling commercial and military specifications; an attractive salary is offered together with good future prospects; the company's extensive laboratory and production facilities are situated in the London area.—Please reply, giving details of qualifications and experience to Box 6546. [5253

INSTRUCTOR (Technical) Telecommunications required by the Education Department, SIERRA LEONE on contract for 2 tours of 18-24 months in the first instance; salary scale (including Expatriation pay) £795 rising to £1,272 a year; commencing salary according to qualifications and experience; gratuity at the rate of £100/£150 a year; outfit allowance £60; free passages for officer, wife and 2 children up to age 10 or grant up to £150 a year for children's maintenance in U.K. Liberal leave on full salary; candidates should possess a Final C. and G. Certificate in Telecommunications including Radio and have had 5 years' trade experience.—Write to the Crown Agents, 4, Abchurch Lane, London, E.C.4, stating name in block letters, full qualifications and experience and quote M2C/41202/WF. [5249

SITUATIONS WANTED

EX-SECRETARY accountant public company seeks post with firm or other organization manufacturing or handling electronic equipment; fully competent in financial and administrative duties; substantial knowledge radar and electronics gained lifelong hobby and Services communication branch during war and subsequently; Birmingham or West Midlands.—Box 6621. [5261

TECHNICAL TRAINING

LEARN it as you do it—we provide practical equipment combined with instruction in radio, television, electricity, mechanics, chemistry, photography, etc.—Write for full details to E.M.I. Institutes, Dept. WW47, London, W.4

CITY and Guilds (Electrical, etc.) on "No Pass—No Fee" terms; over 95% successes.—For full details of modern courses in all branches of Electrical Technology send for our 144-page handbook, free and post free. B.I.E.T. (Dept. 388A), 29, Wright's Lane, London, W.8. [0117

TUITION

NOTHING succeeds like success! What we have done a thousand times we can do again for you—see the B.N.R.S. advt. page 158. [0172

WIRELESS operating, attendance and postal courses.—Stamp for reply to Manager, The Wireless School, Mans. Gdns, London, N. [0116

FULL-TIME courses for P.M.G. Certs., C.G.L.I. Telecommunications, Radar Maintenance Cert. and B.Sc.(Eng.); prospectus free.—Technical College, Hull. [0111

WIRELESS—See the world as a radio officer in the Merchant Navy; short training period; low fees; scholarships, etc., available; boarding and day students; stamp for prospectus.—Wireless College, Colwyn Bay.

T/V & Radio—A.M.Brit.I.R.E., City & Guilds, R.T.E.B. Cert., etc., on "No Pass—No Fee" terms; over 95% successes.—Details of Exams. and Home Training Courses in all branches of Radio and T/V, write for 144-page Handbook—Free, B.I.E.T. (Dept. 387A), 29, Wright's Lane, London, W.8. [0116

THE Institute of Practical Radio Engineers. I have available home study courses in every phase of radio and television engineering, specialising in the practical training of apprentices in the retail trade, enrolments limited, fees moderate.—The Syllabus of Instructional Text may be obtained post free from the Secretary, I.P.R.E., Fairfield House, 20, Fairfield Rd., Crouch End, London, N.8. [0088

FREE!—Brochure giving details of Home Study Training in Radio, Television, and all branches of electronics courses for the hobby enthusiast, or for those aiming at the A.M.Brit.I.R.E., City and Guilds, R.T.E.B., and other professional examinations; train with the College operated by Britain's largest electronics organisation; moderate fees.—Write to E.M.I. Institutes, Dept. WW2, London, W.4

WIRELESS telegraphy.—Merchant Navy offers to youths 16 upwards after qualification, lucrative positions as radio officers.—Apply British School of Telegraphy, 179, Clapham Rd., S.W.9. (Est. 1906.) Recognised by Ministry of Education; moderate fees; modern equipment, day and evening tuition; also postal courses in theory of wireless telegraphy for P.M.G. Certs. and Amateur Transmitting Licence. [0124

SSC Bargains from SHERMAN'S

1500 ft Money Back Guarantee!



1,500 FT. BEAM FOCUSING TORCH

Highly polished nickel plate finish. Heavy Duty 14in. long, takes 5 standard U2 batteries. Brand new. P & P. free. Batteries 2/6 extra. **17/6**

REDUCING VALVE



Fully adjustable over the entire range of the fitted pressure gauge, 0 to 100lbs. per sq. inch. Made throughout of solid brass and fitted with on/off cock. Inlet and outlet screwed in. gas. Brand new. P & P. 1/6. **35/-**



OXYGEN BOTTLE

High pressure oxygen bottle approx. 14in. long x 7in. dia. Tested to 3,000 lbs. per sq. in. P & P. 2/-. **25/-**

Do you live in Hertfordshire? Why not visit our new Shop at Hemel Hempstead New Town. Corner of New Market Square.



ROLLING RULE

All metal, three pairs of built-in rubber rollers. Ideal for draughtsmen, book-keepers, etc. **2/9**
UNIQUE 10in. SLIDE-RULE **7/9**
Universal model, brand new, Ex-R.A.F.


AMERICAN TOOL KIT

Containing 1/2in. x 7/16in., 1/2in. x 7/16in., 9/16in. x 1/2in. A.F. Spanners, three hexagonal wrenches, slip joint pliers, screw-driver, one London spanner, complete in strong canvas bag. **9/11**



BOMB SITE

COMPUTOR



Only **65/-** Each. P. & P. free. A model maker's paradise, over 65lb. of magnificently made gears, driving shafts, bearings, miniature motor, repeater motor, gyroscopes, etc. All supplied in a strong wooden transit case 24in. x 22in. x 11in. high, which itself is ideal as a tool box.



IMPELLER PUMP

Approx. 30in. long by 2in. dia., 2 amp. at 24 v. D.C. Will work on 12 v. at 4 amps. D.C. Ideal for bilge pumps or for transferring fuel or water to header tanks. Pump is self-cooled by liquid passing through it. Brand new, boxed. P. & P. free. Each **39/6**

AIR BOTTLES

18" x 8" tested to 300 lbs. per sq. inch **25/-**
30" x 8" as above... **32/6**. P. & P. 1/6.

NEW CATALOGUE

Send 1/- for latest edition packed with Bargains. Refunded on first purchase.

TERMS—CASH WITH ORDER. C.O.D. 1/- EXTRA. Phone Orders Accepted. (Dept. W.20)

359, KILBURN HIGH ROAD, N.W.6.
479, HARROW ROAD, LONDON, W.10.
ELGar 5857
HIGH STREET, HARLESDEN, N.W.10.

SHERMAN'S SUPPLY COMPANY

Electrical Measurements and Measuring Instruments

By E. W. Golding, M.Sc.Tech., M.I.E.E., etc.

A well-known title in the Pitman "Engineering Degree" Series which has been thoroughly revised in this Fourth Edition and now contains a new chapter on "Electronics and Electronic Measuring Devices." Illustrated. 40s. net.


Radio and Radar Technique

By A. T. Starr, M.A., Ph.D., M.I.E.E.

This important book concentrates present-day knowledge of the essential methods and techniques, paying particular attention to noise, microwave techniques, waveforms, pulse circuit techniques and electronic tubes. Illustrated. 330 pages. 60s. net.

PITMAN

Parker St., Kingsway, London, W.C.2.



★
'Radiospares'
Quality Parts
 The
Service Engineer's
First Choice
 ★

CROYDON TRANSFORMERS

C.R.T. ISOLATION TRANSFORMERS

Type A: Ratio 1-1.25 giving a 25% boost on Secondary. 2 volt 7/6; 4 volt 7/6; 6.3 volt 7/6; 10.8 volt 7/6; 18.3 volt 7/6. Low leakage windings.

Type B: Mains Input 200/250 volts. Multi output, 0-2-4-6-8-7-3-10 and 13 volts. Input has two taps which increase output volts by 25% and 50%, 15/- each. Low leakage windings.

Type C: For use with 2 volt Tubes with falling emission Input 200/250 volts. Output 2-2 $\frac{1}{2}$ -2 $\frac{1}{2}$ -3 volts at 2 amps., 12/6 each. Low leakage windings.

Please add postage 1/-. (Trade only.)

2, Pawsons Road, West Croydon

'neo'-MAINTEST

100/700V
AC/DC
17/6

SEARCH LEAD
TEST PRODS
7/6



THE PERFECT FAULT FINDER
NEO ELECTRICAL INDUSTRIES LTD
 MANCHESTER 4

BRASS, COPPER, DURAL, ALUMINIUM, BRONZE

ROD, BAR, SHEET, TUBE, STRIP, WIRE
 3,000 STANDARD STOCK SIZES

No Quantity too Small. List on application.

H. ROLLET & Co., Ltd.

6 Chesham Place, S.W.1. SLOane 3463
 ALSO AT LIVERPOOL, BIRMINGHAM,
 MANCHESTER, LEEDS

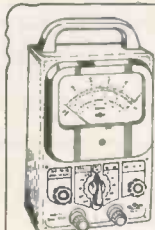
PRECISION SHEET METALWORK

We specialise in manufacturing of
 Chassis in all metals, large or small
 quantities to your own specifications.

V. W. BEAMISH

Shardloes Garage, Shardloes Rd., New Cross,
 London, S.E.14.

Telephone: TIDeway 4795



PULLIN
 SERIES 100
TEST METER
 AC/DC 10,000 A/V
 21 RANGES
 100µA to 1000 V
 COMPLETE IN DIE-CAST
 CASE WITH TEST LEADS
 CLIPS AND PRODS
 FULLY GUARANTEE


SENT POST FREE FOR **£2.10s.**
 deposit & eleven further monthly
 payments of **£1.** Cash Price **£12.7.6.**

Frith PHONE 58927
RADIOCRAFT Ltd
 69-71 CHURCH GATE LEICESTER

TUITION
 A.M.I.Mech.E., A.M.Brit.I.R.E.E., City and
 Guilds, etc., on "No Pass—No Fee"
 terms: over 95% successes.—07 details of
 Exams and courses in all branches of Engineer-
 ing, Building, etc., write for 144-page Hand-
 book—Free: B.I.E.T. (Dept. 387B), 29, Wright's
 Lane, London, W.6. [0118]

BOOKS, INSTRUCTIONS, ETC.
 I.P.R.E.E. technical publications. 5,500 Align-
 ment Peaks for Superheterodynes, 5/9, post
 free, data for constructing TV aerial strength
 meter, 7/6, sample copy "The Practical Radio
 Engineer," quarterly publication of the Institute
 2/-; membership and examination data, 1/-—
 Sec., I.P.R.E.E., 20, Fairfield Rd., London, N.8

**FROM THE
 MANUFACTURERS
 DIRECT**



T/V BAND III Converters in cabinet, complete
 F/M TUNERS, completely assembled chassis
 AMPLIFIERS for Truvox Tape Deck.
 TAPE RECORDERS, complete with micro
 setting for Truvox Deck.

*RADIO/RADIOGRAM Superhet Chassis, com-
 pletely assembled.

F3 3 w/band, 5 valves, 4 watt output, wide
 range tone control.

F3 Push/pull 3 w/band, 7 valves, 6 watt output,
 separate bass and treble controls.

H4 AM/FM, 4 w/band, 7 valves, 4 watt output.
 All with plug-in connections with Pick-up
 Speaker and Gram. Motor.

*With latest type components including Ferrite
 Rod Aerials, steel chassis advanced and passivated,
 miniature (BVA) valves.

All goods fully guaranteed. Full trade facilities.
 Detailed particulars on request.

THE **Dulci** CO. LTD.

97 Villiers Road, Willesden,
 London, N.W.2. Phone: WILlesden 6678.

LOCKWOOD

makers of
Fine Cabinets

and woodwork of every descrip-
 tion for the Radio and allied trades

LOCKWOOD & COMPANY
 Lowland Rd., Harrow, Middlesex. Byron 3704

**WEBB'S SERVICE
 DEPARTMENT**

for complete renovation of complex
 communications receivers of any make


Test report issued showing sensi-
 tivity, selectivity, signal/noise
 equal to, or better than, makers'
 original figures.

WEBB'S RADIO,
 14, SOHO STREET, LONDON, W.1

**PARALEX ADJUSTABLE
 HOLE CUTTER**

10 MODELS

Spring-loaded pilot Micro-
 adjustment 1/200th inch.
 MORSE TAPER No. 1, 2,
 3 and 4.
 Parallel Shank from 3/8" to 5/8"



Send for illustrated catalogue to :
LUDFRY LIMITED,
 189, WARDOUR STREET, W.1.
 Tel. GERrard 2291

Purchase or hire your
'VORTEXION TAPE RECORDER'
 & ASSOC. EQUIPMENT FROM
GRIFFITHS HANSEN (Recordings) LTD.
 32/33 GOSFIELD ST., LONDON, W.1.
 MUSeum 0642/2771.

MALVYN ENGINEERING WORKS

Precision Engineers

Manufacturers of: Chassis, Small
 Pressings, Machined Components,
 Wiring and Mechanical Assemblies,
 to specification.

Single and Production Quantities. Enquiries Invited.
 100 PARK ROAD, WARE, HERTS.
 Telephone: Ware 465

RADIO & TELEVISION COMPONENTS

WE OPERATE A PROMPT & EFFICIENT
 MAIL ORDER SERVICE

"VIEWMASTER" & "TELE-KING" specialists
 Easy terms available. Stamp (only) for lists

JAMES H. MARTIN & CO.,
 FINSTHWAITHE NEWBY BRIDGE,
 ULVERSTON, LANCS.

YOUR METER DAMAGED?



Leading
 Electrical
 Instrument
 Repairers
 to the
 Industry

Contractors to the Ministry of Supply and General Post Office.
 Repairs by skilled craftsmen of all makes and types of
 Voltmeters Ammeters, Micrometers, Millirange Test
 meters, Electrical Thermometers, Recording Instruments
 etc. Quick deliveries—for speedy estimate send defective
 instruments by registered post to:—

L. GLASER & CO. LTD.
 Electrical Instrument Repairers
 96-100 ALDERSGATE STREET, E.C.1.
 (Tel.: MONArch 6822)



VICKERS - ARMSTRONGS (AIRCRAFT) LIMITED

at WEYBRIDGE, SURREY and at HURN, Near BOURNE-MOUTH, HANTS, have vacancies for:—

(i) DESIGN DRAUGHTSMEN (Senior, Intermediate and Junior) and

(k) STRESSMEN (Senior and Intermediate), for an interesting programme of work generally covering development and conversion of military and civil types and particularly development of the VISCOUNT and new CIVIL PROJECTS.

Applications are invited from STRESSMEN & DRAUGHTSMEN with experience in:

- Structures
- Light mechanical and engineering.
- Electrical and Radio Installation and equipment.
- Pressure, Ventilating and Fuel Installations.
- Internal Furnishing and equipment.

Previous aircraft experience is not essential, applicants will be judged on good engineering qualifications.

Applications:—Write, in the first instance to—

The Chief Designer (A/DM) Vickers-Armstrongs (Aircraft) Ltd. Weybridge Works, Weybridge, Sy. Quoting date and prefix letter of advertisement.

- Facilities are provided for:—
- Superannuation
 - Canteen
 - Sports Club
 - General Welfare
 - Special Public Transport

Assistance can be given in obtaining lodging accommodation for individual applicants.

Holidays already arranged by applicants for this year are taken into account.

LONDON CENTRAL RADIO STORES

AVO VALVE TESTER. Roller type panel. In new condition. £14/10/-, carr. paid.

AVO TEST METERS. Models "Z" and "40" as new. £9/10/- each.

VARIAC TRANSFORMER. 230-0-230v, @ 8A., 115-0-230v, @ 4A. £9/10/-.

EVERETT AND EDGUMBE METROHM BRIDGE. A resistance box to work in conjunction with Megger. All ranges. £2/10/-, carr. paid.

AC/DC VOLTMETER by G.E.C. 0-150, 0-300 volt, moving iron. 6in. scale. In perfect condition. In case with carrying handle. Size 7 1/2 x 7 1/2 in. £3/5/-, carr. paid.

HEAVY DUTY WIREWOUND POTS. 100 ohms at 24 volts. 4/8, p.p.

NIFE CELLS. 1.5 volt, 6 amp. hour. Size 7 x 1 1/2 x 1 1/2 in. 5/6, p.p. 2.5 volt, 15 amp. hour. Size 9 x 2 1/2 x 2 1/2 in. 10/8, p.p.

PHILCO RADIO SETS. 3-wave 5-valve. Fully re-conditioned and tested. Incorporating 2 speed tuning. In walnut cabinet. A.C. or Universal Mains. Approx. size: 18 x 14 x 9 1/2. £5/10/-, carr. paid.

23 LISLE ST. (GER. 2969) LONDON, W.C.2

Closed Thursday 1 p.m. Open all day Saturday

THE INSTRUMENT MODEL

Specially designed for soldering operations in the compact assemblies used in present day radio, television and electronic industries. Weight 3 1/2 oz. excluding flexible. Length 9 in. 25 Watts. Voltage range. 12-50

24/-
100-240
22/-

interesting features

1. Bit 1/8" diameter, simple to replace.
2. Steel cased element, also replaceable.
3. Detachable hook for suspending iron when not in use.
4. Moulded top part handle, remains cool in use.
5. Six ft. Henley Flexible



W. T. HENLEY'S TELEGRAPH WORKS CO. LTD
51/53, Hatton Garden, London, E.C.1

ENGINEERS!

Whatever your age or experience, you must read "ENGINEERING OPPORTUNITIES". Full details of the easiest way to pass A.M.I.Mech.E., A.M.I.C.E., C. & G. (Electrical, etc.). General Cert., etc., on

144 PAGES Free!



"NO PASS—NO FEE" terms and details of Courses in all branches of Engineering—Mechanical, Electrical, Civil, Auto. Aero., Radio, etc., Building, etc. If you're earning less than £15 a week, tell us what interests you and write for your copy of "ENGINEERING OPPORTUNITIES" today—FREE

B.I.E.T.
387 College House, 29-31, Wright's Lane, London, W.8.

BRITISH INSTITUTE OF ENGINEERING TECHNOLOGY

ELECTRONICS ENGINEERS

We are a young and expanding section of a well-known organisation in the S.W. London area, and we are engaged on Electronics.

We are looking for a young man (completed or exempted from National Service) to join our team. He should have at least the H.N.C., preferably in Electronics, must understand pulse techniques, and the generalities of radar equipment. He must be able to design circuits, given basic specifications. Such a young man would be encouraged to develop his ideas and improve his knowledge, and his prospects would be bright. The starting salary would be £450-£550 p.a.

If you feel that you fit these requirements, and would like to hear more about the project, write fully and in complete confidence to Box No. 5967. All applications will be acknowledged.

SMITH'S of EDGWARE ROAD

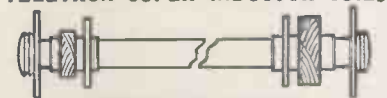
Component Specialists since Broadcasting started offer the following, which are surplus to normal stock requirements:—

1. 100,000 Ω Green Vitreous Enamel Resistors, clip-in type, 9 1/2 x 1 in. Also 800 Ω..... per doz. £1 0 0
2. .1 μf Mica Capacitors, moulded upright case, 2 1/2 x 1 1/2 x 1 1/2 in., 1,500V. D.C. wkg..... per 100 £5 0 0
3. .005 μf ditto 2 x 2 1/2 x 1 1/2 in per 100 £4 0 0
4. .1 μf Mansbridge type Capacitors, inverted mounting, 6 1/2 x 3 1/2 x 2 1/2 in., 5,000V. D.C. wkg..... per doz. £1 10 0
5. Durawire "SCS" 14/36 Black Coaxial Cable, wall 6. O.D. 4.5. grade S1012..... per 500 yards. £8 10 0
6. Glass Tuning Scales, 16-50, 180-550, 1,000-2,000 metres, current wave-lengths..... per 100 £2 0 0
7. 4 1/2 in. Drum suitable for above per 100 £2 10 0

Quotations for smaller quantities on request.
H. L. SMITH & CO. LTD.
287/289 EDGWARE ROAD, LONDON, W.2
Telephone: Paddington 5391

Hours 9 till 6 (Thursday, 1 o'clock)
Near Edgware Road Stations, Metropolitan & Bakerloo

TELETRON SUPER INDUCTOR COILS



FERRITE ROD AERIALS

Wound on high permeability Ferrrocube rod. Medium wave 8/9. Dual wave 12/9.

- Type HAX. Selective crystal diode coil for tape and Quality amplifiers.
- High Q ● Litz wound
- Dust cored. 3/- ea.
- HAX.L. (LW). 3/6 ea.
- Dual wave TRF. coils, matched pairs (as illustrated) 7/- pr. Transistor coils—1.F.T.5, etc., etc.

AND Ill Converter Coil Set 15/- Circuit and Wiring Diagram 3d. Available from leading stockists

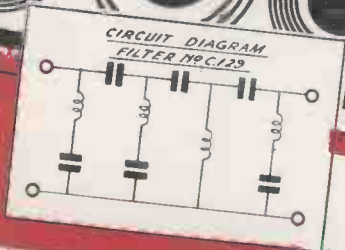

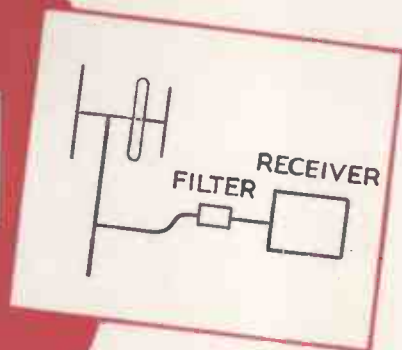
Stamp for complete data and circuits.
THE TELETRON CO. LTD.
266, Nightingale Road, London, N.9. BOW 2527

INDEX TO ADVERTISERS

	Page		Page		Page
Acoustical Mfg. Co., Ltd.	12	Ferranti, Ltd.	25	Quartz Crystal Co., Ltd.	164
Acru Electric Tool Mfg. Co., Ltd., The	144	Filmer, J. T.	166	Radio & Electrical Mart, The	158
Ad. Auriema, Inc.	19	Fisher Electronics Co., Ltd.	164	Radio & T.V. Components (Acton), Ltd.	120
Adcola Products, Ltd.	149	Fluxite, Ltd.	42	Radio Component Specialists	125
Advance Components, Ltd.	4, 134	Foyle, W. & G., Ltd.	156	Radio Corporation of America	2, 25
Aero Research, Ltd.	11	Fringevision, Ltd.	156	Radio Resistor Ltd.	132
Airmec, Ltd.	7	Frith Radiocrast, Ltd.	172	Radio Servicing Co.	147
Allen Components, Ltd.	68	Furzehill Laboratories, Ltd.	42	Radiospares, Ltd.	172
Alpha Radio Supply Co., The	110	Galpins	165	Radio Supply Co.	116, 117
Altham Radio Co.	144	Gardners Radio, Ltd.	83	Radio Traders Ltd.	145
Amplex Appliances (Kent), Ltd.	152	Garrard Engineering & Mfg. Co., Ltd.	6	Reliance Mfg. Co. (Southwark), Ltd.	164
Amiers Electronics, Ltd.	153	Gee Bros. Radio, Ltd.	107	Robinson, F. C. Ltd.	137
Anglo-American Vulcanised Fibre Co., Ltd.	76	General Electric Co., Ltd.	34, 65	Rogers Development Co.	136, 147
Antex	62	Glasser, R. F. Ltd.	161	Roia Celestion, Ltd.	15
Antiference, Ltd.	159, 140, 141, 156	Glaser, L. & Co.	172	Rollet, H., & Co., Ltd.	172
Appointments Vacant 135, 157, 158, 167, 173	44	Goldring Manufacturing (Gt. Britain), Ltd.	27	Rudman Darlington (Electronics), Ltd.	53
Arcoelectric Switches, Ltd.	77	Goodmans Industries, Ltd.	57, 75		
Ardente Acoustic Laboratories, Ltd.	150	Goodsell, Ltd.	139		
Ariel Sound, Ltd.	150	Gramophone Co., Ltd., The	60, 61		
Armstrong Wireless & Television Co., Ltd.	52, 161	Gray, Arthur, Ltd.	152		
ASHworth, H.	56	Grayshaw Instruments, Ltd.	135		
Automatic Coil Winder & Electrical Equipment Co., Ltd., The	1	Griffiths Hansen (Recordings), Ltd.	172		
Automatic Telephone & Electrical Co., Ltd.	40	Grundig (Gt. Britain), Ltd.	101		
Avionics, Ltd.	164	Hall Electric, Ltd.	39		
		Hanney, L. F.	146		
		Harris, P.	160		
		Hartley, H. A. Co., Ltd.	92		
		Harvey Electronics, Ltd.	136		
		Hatfield Radio	151		
		Haynes, A. C. Ltd.	146		
		Henleys, W. T., Telegraph Works Co., Ltd.	173		
		Henry's	111		
		Hivac, Ltd.	80, 138		
		Holleys Radio	170		
		HomeLab Instruments, Ltd.	146		
		H.P. Radio Services, Ltd.	145		
		Hunton, Ltd.	152		
		Iiffe & Sons Ltd.	87, 102		
		International Correspondence Schools	154		
		Jason Motor & Electronic Co.	139		
		Jaye Electrical Mfg. Co.	136		
		Kempner, S., Ltd.	130		
		Kenroy, Ltd.	152		
		Keyswitch Co., The	81		
		Laico Compounds, Ltd.	155		
		Lancashire Dynamo Co.	145		
		Lasky's Radio	121, 122		
		Leak, H. J., & Co., Ltd.	103		
		Leavers-Rich Equipment, Ltd.	132		
		Leo Computers Co., Ltd.	170		
		Lewis Radio Co.	160		
		Light Soldering Developments, Ltd.	150		
		Lockwood & Co.	172		
		Long Playing Record Library	157		
		London Central Radio Stores	173		
		Lowther Mfg. Co.	74		
		L. R. Supply Co., Ltd.	107		
		Ludry	152		
		Lyons Radio, Ltd.	152		
		Magnetic Devices, Ltd.	9		
		Mail Order Supply Co.	108, 109		
		Malvyn Eng. Co.	172		
		Marconi's Wireless Telegraph Co., Ltd.	30, 49, 94, 106		
		Martin, J. H.	172		
		McGraw-Hill, Ltd.	46		
		McMurdo Instruments Co., Ltd.	54		
		Metropolitan-Vickers Elect. Co., Ltd.	73		
		Midland Instrument Co.	147		
		Minnesota Mining & Manufacturing Co., Ltd.	21, 99		
		Modern Book Co.	162		
		Modern Electronics, Ltd.	79		
		Modern Techniques	147		
		M.R. Supplies, Ltd.	82		
		Mulard, Ltd.	5, 51, 69, 70 & 90		
		Multicore Solders, Ltd.	Cover iv		
		Multitone Electric Co., Ltd.	50		
		Murex, Ltd.	66		
		Murray Hill Co.	139		
		Neo Electrical	172		
		Northern Radio Services	45		
		Nu-Swift, Ltd.	156		
		Oddie, Bradbury & Cull, Ltd.	166		
		Osmor Radio Products, Ltd.	152		
		Oxley Developments Co., Ltd.	160		
		Painton & Co., Ltd.	67		
		Parmeko, Ltd.	18		
		Parsonage, W. F. & Co., Ltd.	156		
		Parting Transformers, Ltd.	159		
		P.C.A. Radio	153		
		Pearce, T. W.	169		
		Pitman, Sir Isaac, & Son, Ltd.	171		
		Plessey, Ltd.	71		
		Post Radio Supplies	168		
		Power Controls, Ltd.	17		
		Pownall	166		
		Premier Radio Co.	84, 85, 86, 87		
		Proops Bros., Ltd.	128, 129		
		Pye, Ltd.	26, 58		
		Pye, W. G., Ltd.	35		
		Radio & Electrical Mart, The	158		
		Radio & T.V. Components (Acton), Ltd.	120		
		Radio Component Specialists	125		
		Radio Corporation of America	2, 25		
		Radio Resistor Ltd.	132		
		Radio Servicing Co.	147		
		Radiospares, Ltd.	172		
		Radio Supply Co.	116, 117		
		Radio Traders Ltd.	145		
		Reliance Mfg. Co. (Southwark), Ltd.	164		
		Robinson, F. C. Ltd.	137		
		Rogers Development Co.	136, 147		
		Roia Celestion, Ltd.	15		
		Rollet, H., & Co., Ltd.	172		
		Rudman Darlington (Electronics), Ltd.	53		
		Salford Electrical Instruments, Ltd.	41		
		Sapcon's Surplus Stores	134		
		Sangamo Weston, Ltd.	101		
		Savage Transformers Ltd.	163		
		Sherman's Supply Co.	171		
		Short Brothers & Harland, Ltd.	140		
		Simmonds, L. E., Ltd.	150		
		Sirius Scout Service, Ltd.	92		
		Smith, G. W. (Radio), Ltd.	126, 127		
		Smith, H. L., & Co., Ltd.	173		
		Smith, W. H., & Sons, Ltd.	82		
		Sound Sales, Ltd.	102		
		Southern Radio Supply, Ltd.	162		
		Specialist Switches	148		
		Specto, Ltd.	85		
		Spencer-West	164		
		Standard Telephones & Cables, Ltd.	28, 91, 100, 137		
		Stanley Sound & Vision Products, Ltd.	148		
		Stern Radio, Ltd.	112, 113, 114		
		Stewart Transformers, Ltd.	149		
		Stratton & Co., Ltd.	29		
		Suffex, Ltd.	10		
		Sugden, A. R., & Co. (Engineers), Ltd.	78		
		Supplies	157		
		Superior Radio Supplies	85		
		Super-Vision, Ltd.	138		
		Suttoa Coldfield Electrical Engineers	154		
		Tannoy Products, Ltd.	16		
		Taylor Electrical Instruments, Ltd.	8		
		Taylor Tunnicliff (Refractories), Ltd.	38		
		Tektronix, Inc.	31		
		Telcraft, Ltd.	166		
		Telefusion, Ltd.	169		
		Telegraph Condenser Co., Ltd.	Cover iii		
		Telegraph Construction & Maintenance Co., Ltd.	78		
		Tele-Radio (1943), Ltd.	167		
		Teleton Co., The	173		
		Thermionic Products, Ltd.	137		
		Triaxon Electric, Ltd.	54, 150		
		Trix Electrical Co., Ltd.	57, 151		
		T.R.F. Ltd.	153		
		Truvox, Ltd.	77		
		Uncles, Bliss & Co., Ltd.	55		
		Unitelx, Ltd.	56		
		Universal Book Co.	168		
		Universal Electrical Instruments Corp.	131		
		Universal Electronics	144		
		Valradio, Ltd.	136		
		Verdik Sales, Ltd.	151		
		V.E.S. Wholesale Services, Ltd.	154		
		Vitality Bulbs	150		
		Vortexion, Ltd.	97		
		W. & L. Components	64		
		Walmoe Electronics, Ltd.	138		
		Watts, Cecil E.	166		
		Wayne Kerr Laboratories, Ltd., The	63		
		Webber, R. A., Ltd.	136		
		Webb's Radio	172		
		Weir Electrical Co.	70		
		Westinghouse Brake & Signal Co., Ltd.	71		
		Weymouth Radio Mfg. Co., Ltd., The	79		
		Wharfedale Wireless Works	72		
		Wharton Instruments	148		
		Whitaker, H.	148		
		White, S. E. Co. of Gt. Britain, Ltd., The	64		
		Wilkinson, L. (Croydon), Ltd.	163		
		Wilson, Ronald	170		
		Woden Transformers, Ltd.	81		
		Woolleys Radio & Electrical Supplies	124		
		Wright & Weaire, Ltd.	5		
		Young, C. H.	149		
		Z & I. Aero Services, Ltd.	134		

Printed in Great Britain for the Publishers, LIFFE & SONS LTD., Dorset House, Stamford St., London, S.E.1, by CORNWALL PRESS LTD., Paris Garden, London, S.E.1. Wireless World can be obtained abroad from the following: AUSTRALIA AND NEW ZEALAND: Gordon & Gotch, Ltd. INDIA: A. H. Wheeler & Co. CANADA: The Wm. Dawson Subscription Service Ltd.; Gordon & Gotch, Ltd. SOUTH AFRICA: Central News Agency, Ltd., William Dawson & Sons (S.A.), Ltd. UNITED STATES: The International News Co.

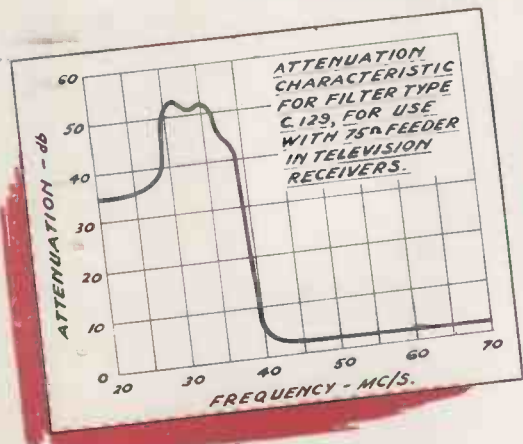
BAND III HIGH PASS FILTERS



These filters reduce the effects of interference which may cause severe patterning on the screen. Although primarily designed for use with receivers embodying a 35 mc/s. I.F., they are also suitable for operation with all other I.F. frequencies.

Types available include C129, which is of minimum dimensions, and C 256, which gives an improved characteristic, for applications where a size increase can be accommodated.

We have also produced Cross-Over Units for the coupling of Band I and Band III aerials to a common feeder. Details are available on request.



**PRINTED
CIRCUITS**

by



THE TELEGRAPH CONDENSER CO. LTD

SPECIAL PRODUCTS DIVISION · North Acton · London W3 · Tel: ACO rn 0061

7 lb. REELS

Ersin Multicore 5-core Solder is supplied as standard for factory use in 9 gauges and 6 alloys on 7 lb. reels. Prices on application.

**RADIO & T/V SERVICE ENGINEERS 1lb. REEL**

For service engineers and others who use solder frequently, the 1 lb. pack is most economical. It contains approximately 167 ft. of 18 s.w.g. 50/50 alloy Ersin Multicore 5-core Solder. Cat. Ref. R5018. 15/- each (subject).

**SIZE 1 CARTON**

This popular pack is available containing Ersin Multicore 5-core Solder in any 4 specifications.

5/- each (subject)


Catalogue Ref. No.	Alloy Tin/Lead	S.W.G.	App. l'gth per carton
C 16014	60/40	14	21 feet
C 16018	60/40	18	55 feet
C 14013	40/60	13	19 feet
C 14016	40/60	16	38 feet

**HOME CONSTRUCTOR'S 2/6 PACK**

This pack, containing 20 ft. of 18 s.w.g. 60/40 alloy Ersin Multicore Solder, wound on a reel, is just the right size for the home constructor. Only 2/6 per carton (subject).



ERSIN MULTICORE SOLDER

SOLDER RINGS

Butt jointed solder rings $\frac{1}{8}$ " - 2" dia. and 10-22 s.w.g. are made from Ersin & Arax Multicore Solder at no extra cost for bulk quantities. Other sizes to special order.

ULTRA FINE GAUGES

In addition to the 9 gauge (from 10 to 22 s.w.g.) supplied on 1 lb. and 7 lb. reels, Ersin Multicore 5-core Solder is also available in even gauges between 24 and 34 s.w.g. on $\frac{1}{2}$ lb. reels.

AUTOMATIC SOLDERING HEAD

This machine feeds $\frac{1}{8}$ " to $\frac{1}{4}$ " of 13 to 19 s.w.g. Multicore Solder each time the electric soldering iron descends. Three models available.

**PUBLICATIONS**

Copies of the latest edition of Modern Solders—containing much useful information on melting points, standard gauges, constitution of alloys, fluxes, etc.—will gladly be sent to laboratory engineers and technicians applying on their firm's letterheading.

for greater efficiency greater speed

ARAX MULTICORE SOLDER

Recommended for metal fabrication. Solders almost all metals except aluminium. In 3 alloys and 9 gauges on 7 lb. and 1 lb. reels and in 5/- and 6d. cartons.

**TAPE SOLDER**

Only a match is needed to make a faultless joint with Multicore Tape Solder. Cards 1/- each (subject). Also available for factory use in widths between $\frac{1}{8}$ " and $\frac{1}{4}$ " and thickness from .005 on 3 lb. reels.

**LIQUID & JELLY FLUX**

Ersin Flux is supplied in liquid form for dipping purposes. A high viscosity red jelly is also available for processes where a flux with good properties of adherence is required. It is approved by the Ministry of Supply for specific soldering purposes. Size 12 tins 4/6 each (subject).


**PRINTED CIRCUITS**

Full details of the Multicore materials supplied for the efficient soldering of printed circuits is contained in publication P.C.101. Also included is information about Multicore Activated Surface Preservative.

greater economy on any soldering job

BIB WIRE STRIPPER AND CUTTER

This handy 3 in 1 tool strips insulation without nicking the wire, cuts wires cleanly and splits plastic extruded twin flex. Adjustable to most wire thicknesses. Extraordinarily good value at 3/6 each (subject).

**BIB RECORDING TAPE SPLICER**

Recording tape can be jointed quickly and accurately. Incorporates many refinements usually only found on expensive models. 18/6 each (subject)

**BIB SOLDER THERMOMETER**

Used for measuring bit or solder bath temperatures, this simple form of pyrometer will measure temperatures up to 400°C. The scale is graduated in degrees Centigrade and Fahrenheit. Nett price £6.12.6.

**SAVBIT TYPE 1 ALLOY**

After extensive research and tests, Multicore have introduced Savbit Type 1 Alloy which prolongs the life of soldering iron bits by up to 10 times. Full details are available on application.

Five cores of extra-active Ersin Flux incorporated in Ersin Multicore Solder ensure that oxide deposits are quickly and efficiently cleaned from the surfaces to be soldered. The thin solder walls between the cores of flux melt quickly giving greater speed for precision soldering processes. Due to this increased speed of soldering, an alloy of lower tin content can often be used, resulting in considerable economies. Ersin Multicore 5-core Solder is approved by A.I.D., G.P.O. and A.R.B., complies with D.T.D.599 and R.C.S.1,000 and meets all pertinent U.S. Federal Specifications.

MULTICORE SOLDERS LTD., MULTICORE WORKS, HEMEL HEMPSTEAD, HERTS (BOXMOOR 3636)