


69d.

NOVEMBER 1954 · TWO SHILLINGS

Wireless World

Radio · Electronics · Television



FORTY-FOURTH YEAR OF PUBLICATION



Photo-Electric Multipliers

27M1 and 27M2

for light operated relays, film scanning, facsimile transmission, and many Research and Laboratory investigations involving low light levels.

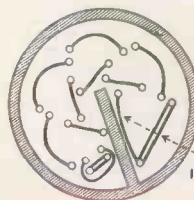
Now available for prompt delivery

27M1 The 27M1 is a nine stage high vacuum photo cell with high response in the visible region. When operated at 100 volts per stage it is capable of multiplying very small currents produced under weak illumination by an average value of one million times. Under normal operating conditions the resultant output current is a linear function of the exciting illumination. The frequency response is flat up to the frequencies at which transit time of electrons within the valve becomes a limiting factor.

Because of its great sensitivity, low noise level, low dark current and freedom from distortion the 27M1 may be used for light operated relays, film scanning, facsimile transmission and in scientific research involving low light levels. In many applications its small size is an advantage. List Price: £15.

27M2 The 27M2 is a nine stage high-vacuum photo-cell similar to the 27M1 except that it has wider tolerances on the anode dark current necessitating a lower anode supply voltage with a resultant reduction in the current amplification to approximately one quarter of that obtainable from the 27M1. It is capable of multiplying very small currents produced under weak illumination by an average value of 250,000 times when operated at 80 volts per stage.

The 27M2 is suitable for the same applications as the 27M1 wherever the reduced magnification is acceptable. List Price: £6.



The secondary cathodes, or dynodes, of these multipliers are arranged in cylindrical formation so that they are exceptionally compact.

TYPICAL OPERATION

Voltage between anode and secondary cathode K10-	- - - - -	50 volts
Voltage difference per stage	- - - - -	100 volts
Maximum anode dark current (with 100 volts between anode and cathode K10)	- - - - -	0.25µA
Luminous sensitivity (taken on the basis of a lamp colour temperature of 2700°K and a light area of 5 mm x 20 mm)	- - - - -	20A/lumen
Current amplification (ratio of anode sensitivity/cathode sensitivity)	- - - - -	10 ⁶

TYPICAL OPERATION

Voltage between anode and secondary cathode K10-	- - - - -	50 volts
Voltage difference per stage	- - - - -	80 volts
Maximum anode dark current (with 80 volts between anode and secondary cathode K10)	- - - - -	0.25µA
Luminous sensitivity (taken on the basis of a lamp colour temperature of 2700°K and a light area of 5 mm x 20 mm)	- - - - -	2.5A/lumen
Current amplification (ratio of anode sensitivity/cathode sensitivity)	- - - - -	0.25 x 10 ⁶

Either the 27M1 or the 27M2 may be used as a plug-in replacement for the American type 931A. A special stabilised power unit providing a highly stable H.T. supply for photo-multipliers is available. Full details on request.

EDISWAN

M A Z D A
RADIO DIVISION

THE EDISON SWAN ELECTRIC COMPANY LIMITED

Member of the A.E.I. Group of Companies

155 Charing Cross Road, London, W.C.2. Telephone: Gerrard 8660. Telegrams: Ediswan, Westcent, London

Wireless World

RADIO, ELECTRONICS,
TELEVISION

44th YEAR OF PUBLICATION

Managing Editor: HUGH S. POCOCK, M.I.E.E.

Editor: H. F. SMITH

NOVEMBER 1954

In This Issue

EDITORIAL COMMENT	529
TAPE DUPLICATION SYSTEM	530
WORLD OF WIRELESS	532
DIP-SOLDERED CHASSIS PRODUCTION. By <i>W. R. Cass and R. M. Hadfield</i>	536
COLOUR CAMERA CONVERTOR	540
CATHODE FOLLOWER PROBE. By <i>Sydney H. Finn</i>	541
MINIATURE BEDSIDE RECEIVER. By <i>S. W. Amos</i>	542
RECORDING LOW FREQUENCIES ON MAGNETIC TAPE. By <i>D. W. Thomasson</i>	548
LEIPZIG FAIR. By <i>V. A. Sheridan</i>	549
SOME ELECTRICAL THEOREMS. By <i>W. Tusting</i>	550
LETTERS TO THE EDITOR	555
FLYWHEEL SYNCHRONIZING—2. By <i>W. T. Cocking</i>	557
FILTERS WITHOUT FEARS—3. By <i>Thomas Roddam</i>	561
HIGH QUALITY TAPE RECORDING SYSTEM. By <i>A. F. Fischmann</i>	564
MORE RECTIFICATION. By "Cathode Ray"	569
POCKET WIRE RECORDER	574
SHORT-WAVE CONDITIONS	574
MEASUREMENT OF PHASE AND AMPLITUDE. By <i>H. H. Ogilvy</i>	575
NOVEMBER MEETINGS	577
RANDOM RADIATIONS. By "Diallist"	578
UNBIASED. By "Free Grid"	580

PUBLISHED MONTHLY (last Monday of preceding month) by ILIFFE & SONS LTD., Dorset House, Stamford Street, London, S.E.1. Telephone: Waterloo 3833 (60 lines). Telegrams: "Ethaworld, Sedist, London." Annual Subscription: Home and Overseas, £1 7s. 0d. U.S.A. \$4.50. Canada \$4.00. BRANCH OFFICES: Birmingham: King Edward House, New Street, 2. Coventry: 8-10, Corporation Street. Glasgow: 26B, Renfield Street, C.2. Manchester: 260, Deansgate, 3.



VALVES, TUBES & CIRCUITS

23. MINIATURE VALVES WITH 25mA FILAMENTS

The Mullard range of low-consumption valves for all-dry battery receivers consists of four types, the DK96, DF96, DAF96, and DL96, mounted on the standard B7G base. The filaments are economically rated at 1.4V, 25mA. The DL96 output pentode has two such filaments which are normally operated in parallel.

The filaments in a receiver using these four types may be fed in three alternative ways: (i) in parallel; (ii) in pairs in a 50mA chain, with the odd filament (say the DAF96) shunted by a 5% tolerance resistor to maintain the correct filament current; (iii) in a 25mA chain. The third method is suitable for ABC receivers with separate h.t. and l.t. batteries; but the variation of cathode current in the output valve, which can occur when the batteries are at different

stages of exhaustion, must be limited. For this purpose a special filament chain has been devised, of which full particulars are given in the *Additional Notes*.

For mains operation, supply variations should be allowed for by presetting the filament current (by means of a variable portion of the dropping resistor) to $24\text{mA} \pm 2\%$ at nominal mains voltage.

The valves are designed for optimum performance with a 90V supply; but there is no serious loss of sensitivity in the amplifier stages at voltages down to 67.5V, as the recommended screen-grid voltages of the amplifier valves are about 65V. In the output stage, however, the loss of power caused by battery exhaustion is more marked with lower nominal battery voltages.

The Mullard DK96 is a heptode frequency changer in which the first two grids form the oscillator, and the third grid is the signal grid. The optimum conversion conductance is $300\mu\text{A/V}$, and the cathode current is 2.4mA at an oscillator voltage of 4.0V r.m.s. The variable- μ characteristic gives good cross-modulation and allows the use of AGC. The screen-grid voltage is about 65V, but in ABC receivers it should be adjusted to give 0.6mA anode current at zero bias.

A tuned-grid oscillator circuit is recommended, with the earthy end of the oscillator grid resistor taken to the positive side of the filament. Feedback should be derived from the oscillator anode, with the feedback winding of the oscillator coil preferably series-fed, especially at the higher frequencies.

The DK96 is not suitable for use above 20Mc/s. Pulling at frequencies above 10Mc/s should be reduced by capacitive neutralisation between the oscillator and signal grids.

The Mullard DF96 is an IF amplifier with a mutual conductance of $750\mu\text{A/V}$ at a cathode current of 2.2mA. It is suitable for AGC operation, as its grid base has been lined up with that of the DK96. The DF96 and the DK96 can be operated with a common screen-grid dropping resistor; but in ABC receivers this is allowable only if the two filaments are in parallel or if the control-grids are biased to their respective filaments. In all circuits, however, a common screen-grid resistor allows the relatively high screen-grid current of the DF96 to affect the gain of the DK96, and thus to increase the spread in the overall sensitivity of the receiver.

The Mullard DM70 subminiature tuning indicator, which has been described in *Valves, Tubes, and Circuits* Nos. 5 and 6, is suitable for use with these valves.

The Mullard DAF96 is a pentode AF amplifier with a detector diode. A voltage gain of 60 is obtainable when the detector presents a source impedance of $500\text{k}\Omega$, and a voltage output of 5.0V r.m.s. is obtained at 3% distortion. If the valve is used as a triode, the gain is about 11 and the voltage output is 5.0V r.m.s. at 2% to 3% distortion.

With a bias resistor of $10\text{M}\Omega$ the detector load resistor should be limited to $500\text{k}\Omega$ to give minimum attenuation in the control grid input circuit and an adequate a.c. to d.c. load ratio. With a detector load resistor of $1.0\text{M}\Omega$ the bias resistor should be $22\text{M}\Omega$.

Anti-microphonic precautions are necessary only when the control grid voltage is less than 20mV for 50mW output.

The Mullard DL96 output pentode is designed for 90V operation; but the grid base at 67.5V is sufficient to allow operation at this lower supply voltage. A single valve, under Class A conditions with a 90V supply, will give a 200mW output at 10% total harmonic distortion for an input signal of 3.4V r.m.s. At 67.5V the output is reduced to 100mW.

Two valves may be used in push-pull, with the grid signal provided by a driver transformer, a centre-tapped choke, or a phase-inverter valve. The total cathode current of the two valves must not exceed 12mA. Class B operation, with all four filaments in parallel, gives, at 2% to 3% distortion, 440mW output at 90V and 235mW at 67.5V. The comparable outputs for Class AB operation, at 3% to 4% distortion, are 420mW and 220mW.

Reprints of this advertisement, with additional notes on the design of filament supply chains, a circuit for a four-valve battery receiver, and valve data, may be obtained free of charge from the address below.



MULLARD LTD., Technical Service Department, Century House, Shaftesbury Avenue, W.C.2
MVM.3C6

Wireless World

NOVEMBER 1954

VOL. 60 No. 11

B.B.C. Report

THE recently published Report* to the Postmaster-General for the year 1953-54 by the B.B.C. Board of Governors loses a little of its interest and value through being a trifle out of date. The document was prepared just before the final passing of the Act setting up the Independent Television Authority, and so, naturally enough, any attempt to consider the position of the Corporation *vis-à-vis* the new competitive body is specifically disclaimed.

Such incidental mention as there is of the possible effects of competition is confined to finance. It is a matter of some concern that, on present estimates, the B.B.C. will receive about £6M less than it expects to need for carrying through development plans during the next three years. Even if the financial stresses of that period can be weathered, the Corporation will, in the words of the Report, "inevitably have to ask for a larger share or even the whole of the proceeds of the £1 and £3 licences thereafter." We imagine that public opinion, and especially opinion in the radio world, will be strongly in favour of allowing the B.B.C. sufficient finance to carry through at least those parts of its development plan that have already been approved in principle by the Government. British broadcasting has been built up on a basis of successful long-term planning and even its harshest critics will not deny that the B.B.C. has in the past shown excellent engineering judgment, not to say foresight.

As might be expected, the bulk of the Report deals with the programme side and also gives detailed accounts of income and expenditure. There is, though, a 10-page section devoted to engineering in which the past year's work is surveyed and plans for the future are set out. In this section there is also a note on present policy in recruitment and training of technical staff. In addition to recruiting ready-trained men, the Corporation is taking in probationary technical assistants. No specific qualifications are expected of these, but they must pass a qualifying examination after an initial 12-week training course.

Colour television is accorded several mentions and

it is interesting to read that the main effort of the research department was concentrated on this subject during the latter part of the year. Then there is the rather surprising statement that "the B.B.C. does not expect to introduce regular transmissions in colour within the next two years." This statement, with its inevitable implication that a regular colour service will start shortly after that period has expired, seems rather over-optimistic. In this matter, the Board of Governors appear to be slightly at variance with Sir Ian Jacob, the Director-General, who, in the current number of *The B.B.C. Quarterly*, was (rightly, we think) much more cautious and non-committal. "Nothing," he said, "could be more foolish than a precipitate start with coloured programmes."

Quality on V.H.F.


AS most of our readers know, the B.B.C.'s plan for reinforcing the present sound broadcasting service with v.h.f. three-programme stations is due to start with Wrotham next May. The remaining eight stations of the first stage of the scheme should be finished within less than two years.

This scheme is described in the Report discussed in the preceding paragraphs, and was also the subject of a talk given recently to the Radio Industries Club by Harold Bishop, B.B.C. Director of Engineering Services. Some disappointment was felt, even among the more realistic, at Mr. Bishop's summary dismissal as "nonsense" of the idea that f.m. broadcasting would automatically bring about a great improvement in quality of reproduction. No doubt, as he said, the idea of giving a bandwidth of 15 kc/s is impracticable for a nation-wide service depending on a long and complicated network of landlines for linking the stations. However, the quieter background and freedom from interference that many f.m. listeners will enjoy will inevitably focus attention on quality of reproduction. It will be a great pity if the B.B.C. does not do all it can, within the bounds of good engineering, to ensure the best possible quality from the new service.

* Cmd. 9269 H.M.S.O., 4s. 6d.

Tape Duplication System

EQUIPMENT for the duplication of recorded magnetic tapes on a commercial basis is now being sold in America. A master playback unit feeding a master amplifier and bias oscillator supplies from one to 10 "slave" recorders. Both tracks of the twin-track



Ampex tape duplicator (Series S-3200) showing master playback unit with three recorders. Up to ten "slave" units may be employed.

master tape are read and re-recorded simultaneously and the tape speed for duplication may be as high as 60 in/sec. This calls for pick-up and recording heads capable of handling frequencies up to 120 kc/s if the original tape carries 15 kc/s at 7½ in/sec. The heads

used are designed for supersonic recording and are similar to those which have been developed by Ampex for recording data in flight testing.

No time is wasted in rewinding the master since the machine duplicates in both directions. It has been calculated that, with the full complement of 10 recorders, the output of 3¼-in/sec tape duplicates is increased by a factor of as much as 320 over a pair of standard recorders running at the original speed of the recording. (Speed × 16, twin tracks × 2, recorders × 10.)

Total cost for a 10-unit installation is said to be less than \$20,000. The makers are Ampex Corporation, 934, Charter St., Redwood City, California.


N.B.S. Laboratories

THE new research centre of the American National Bureau of Standards at Boulder, Colorado, was officially opened on September 11th. A series of scientific meetings was held coincident with the opening and included a symposium on propagation, standards and problems of the ionosphere. Among those present at the opening was H. J. Finden, chief engineer of the Electronic Instruments Laboratory of the Plessey Company, to whom we are indebted for the following report.

The Boulder Laboratories, which supplement the N.B.S. facilities in Washington, D.C., include the Bureau's Central Radio Propagation Laboratory transferred from Washington. The C.R.P.L. is the chief American research centre for the study of the troposphere and ionosphere as media for the propagation of radio waves. It also develops and maintains the national primary standards for the complete radio-frequency spectrum. As the nation's central agency for collecting radio propagation data, the C.R.P.L.

GUIDED-MISSILE SIMULATOR

The control desk of "Tridac," a large-scale analogue computer built by Elliott Brothers and recently put into operation at the Royal Aircraft Establishment, Farnborough. It calculates the flight behaviour of new types of guided missiles in three dimensions and gives the distance by which they miss the target. Parts of actual missile control systems can be included in the computer, as it behaves as a model of the missile flight and operates in "real" time. The c.r.-tube displays on the right give a representation of the missile approaching its target in three separate dimensions. Computing elements in the machine include large numbers of d.c. amplifiers, and some idea of the techniques used can be gathered from "Electronic Analogue Computing" in our March, 1954, issue.



analyses and disseminates information which is of vital importance for the maintenance of radio services in aviation, shipping and communications.

The Laboratory's studies of frequency allocation and interference affect the establishment and operation of all American broadcasting stations. Data on v.h.f. radio propagation and the development of micro-wave techniques are important to the weather bureau and military aerologists for use in the measurement of upper air temperature, humidity and wind.

Boulder is well situated in that the plains extending hundreds of miles eastwards from the mountains permit many phases in radio propagation research. Use is also made of the nearby mountains and several transmitters are located in the Cheyenne, near Colorado Springs. Frequency utilization research carried out by the N.B.S. is providing valuable data on the effects of noise due to the troposphere as well as the sun and terrain, particularly at frequencies above 50 Mc/s.

"A Guide to Amateur Radio"

THIS book was first published by the Radio Society of Great Britain in 1933; a new edition appeared each year on the opening of the National Radio Exhibition until 1937, when it was superseded by *The Amateur Radio Handbook*. The present publication, styled the sixth edition, follows the tradition of the earlier ones, but is far more comprehensive.

Its aim is to provide the newcomer to amateur radio with up-to-date information on present-day practices and to give expert advice on how to obtain an amateur transmitting licence. There are chapters on learning morse, making simple equipment, abbreviations commonly used in amateur transmission and sundry other subjects not easily found elsewhere.

The publisher's address is New Ruskin House, Little Russell Street, London, W.C.1, and the price is 2s 6d (2s 9d by post).

Fleming's Pre-Valve Work

From Watts to Kilowatts

THE name of Sir Ambrose Fleming is inevitably bound up with the invention of the thermionic diode and this month celebrations are being held to mark the jubilee of the first valve patent (see October issue, p. 474). On such an occasion it is interesting to recall that Fleming had been engaged in radio work for some time before making his great invention, and can be considered as one of the pioneers of the spark transmission era.

Probably his most important pre-valve work was on the design of the famous Poldhu transmitting station, by means of which the Atlantic was first spanned by radio in December, 1901. Here he was acting as scientific adviser to the Marconi Company. Up to this time, radio people had been thinking in terms of the conventional induction-coil spark transmitter, but Fleming realized that a different approach would be needed for a station that would have to radiate kilowatts instead of watts.

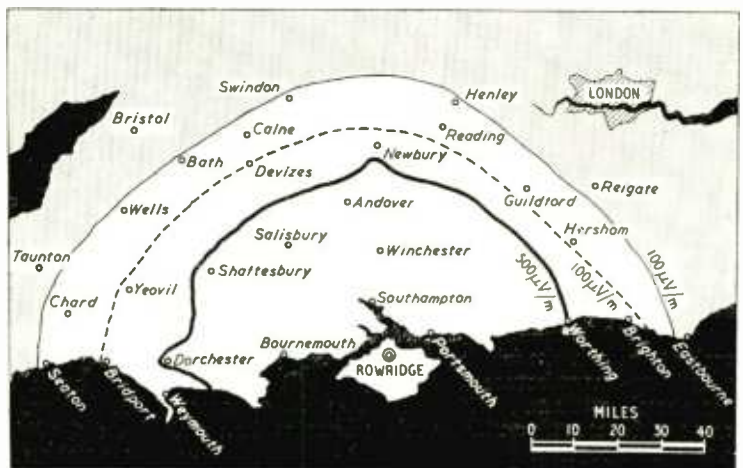
In place of an induction coil he specified an alternator driven by a 25-h.p. engine and working into high tension transformers to give an output voltage of 20kV. This arrangement fed an oscillatory circuit, having the usual spark gap and capacitor, which in turn was coupled by a step-up r.f. transformer to a second similar circuit. Finally came a radio-frequency transformer or "jigger" for coupling to the aerial. Keying the transmitter was achieved by short-circuiting air-core chokes inserted in the leads running from the alternator to the high-tension transformer.

Fleming's contribution to the famous transatlantic experiment is commemorated on the granite column which marks the site of the station on the cliff-top at Poldhu.

SOUTH COAST TV STATION

Coverage of Isle of Wight Transmitter

Provisional field-strength contours of the new Rowridge, Isle of Wight, television station which has been radiating test transmissions for the past fortnight and is scheduled to be brought into service on November 12th. The station, which operates in Channel 3 (56.75 and 53.25 Mc/s), will use initially a temporary mast and aerial system and the service area will, therefore, be restricted. The anticipated 100- μ V/m contour for the temporary aerial is shown dotted on this map. This and the other contours are based on a receiving aerial height of 30ft. The temporary station on Truleigh Hill, near Brighton, which has been serving part of this area of the south coast since May last year, will close down.



WORLD OF WIRELESS

C.C.I.R. Interference Investigation ♦ Receiver Exports ♦
Personal and Industrial Notes and News

I.F. for TV

REALIZING that a nationally protected i.f. band for television does not offer protection against interference from other countries, Italy has asked the International Radio Consultative Committee (C.C.I.R.) to study a number of questions relating to interference with television reception and interference to other services by television receivers.

Among the specific subjects to be studied are: the factors which govern the frequencies and amplitudes of undesired receiver responses and the characteristic values for different types of receiver (sound, television, etc.); the methods which can be adopted to reduce these responses without greatly increasing the cost of receivers (the choice of i.f. falls into this category); the best methods for measuring and evaluating local oscillator and i.f. radiation; typical values of the amplitudes of these radiations and the variation of their power as a function of distance; the methods whereby a useful reduction in the amplitudes of these radiations could be achieved without appreciable increase in receiver costs and the extent of this reduction.

Information on these subjects is to be submitted by national representative organizations to the C.C.I.R. and, in the meantime, the European Broadcasting Union Document Tech. 3062 (see our July issue) has been submitted as a contribution to the inquiry.

Amateur Radio Show

AT noon on November 24th, the eighth annual Amateur Radio Exhibition, organized by the Radio Society of Great Britain, will be opened at the Royal Hotel, Woburn Place, London, W.C.1, by H. Faulkner, C.M.G., director of the Telecommunication Engineering and Manufacturing Association. The exhibition will continue until November 27th and be open daily from 11.0 a.m. to 9.0 p.m. Admission is 1s.

Members of the R.S.G.B. will be exhibiting a wide range of home-constructed equipment, and the following manufacturers and organizations are taking space: Air Ministry, Amos, Avo, Cosmocord, English Electric, Enthoven Solders, G.E.C., Grundig, Labgear, Magnetic Devices, Minimitter Co., Philpotts, Pye, S.T.C., *Short Wave Magazine*, Taylor Instruments, War Office, *Wireless World*.

Television Exhibition

THE Television Society's annual exhibition will be held from January 6th to 8th in the gymnasium at University College, Gower Street, London, W.C.1. Admission on the opening evening (6.0-9.0) is limited to members, but tickets will be available to non-members for the following two days, when the show will be open from noon to 9.0 p.m. and 10.0 a.m. to 7.0 p.m. respectively. Tickets will be available from the secretary at 164, Shaftesbury Avenue, London, W.C.2.

About 40 exhibitors will be participating. The majority of exhibits will be laboratory equipment provided by manufacturers, but there will be some members' exhibits. The exhibition is concerned more with research and industrial television than with domestic reception.

Middle East Market

TWELVE receiver manufacturers are sharing the B.R.E.M.A. pavilion at the British Trade Fair which is being held in Baghdad from October 25th to November 8th. The firms participating are: Bush, Cossor, Ekco, E.M.I., English Electric, G.E.C., Koster-Brandes, Mullard, Murphy, Philco, Pilot and Regentone. Other radio and electronic manufacturers participating in the Fair are B.I. Callenders, Ediswan, Ever Ready, Pye, Redifon, Roberts Radio, S.T.C., and Thorn Electric.

Television programmes for the demonstration of receivers at the Fair are broadcast by a temporary transmitter (using a 60-foot mast) installed by Pye.

The Middle East is regarded as one of the most promising markets for British radio equipment. Figures provided by B.R.E.M.A. show that the value of receivers and radio-gramophones exported to this area in the first eight months of this year almost equalled those for the whole of 1953—£364,906, compared with £412,359.

"No Half-way House"

"NOW that colour has become the obvious next move in the development of television, let us learn from our past mistakes and not again hitch ourselves to a wrong system [as in 1946 when we re-adopted 405 lines]. . . . Let us make our own mistakes if we must, but not a mistake just because the Americans have already made it. . . . The system we start with is the system we shall end with, and in my opinion it rules out any public experiment of a compatible or semi-compatible system in Band III with the hope that later we will be able to move colour television to Bands IV and V." This extract is taken from a speech by C. O. Stanley printed in the annual report of Pye, Ltd., of which he is chairman. He concluded by saying that the radio industry, as a whole, could and should provide the answer to the colour TV question, and not wait for any committee, Government or otherwise, to produce a recommendation.

Servicing Exams

OF the 367 candidates who sat for the Radio Servicing Certificate Examination last May, 143 passed, 96 were put back in the practical test and 128 (35 per cent) failed. The percentage of failures in the television servicing exam was lower—28 per cent. Of the 104 entries 55 passed, 20 were put back in the practical test and 29 failed. The examinations, which are conducted jointly by the Radio Trade's Examination Board and the City and Guilds of London Institute, were held at 24 centres for radio servicing and 7 centres for television servicing.

As mentioned in our last issue the 1955 radio servicing exams will be held on May 3rd and 5th (written) and 14th (practical). Those for television servicing will be on May 9th and 11th (written) and June 18th (practical). Entries for the television servicing exam. (fee 3 gns), must be sent to the R.T.E.B., 9, Bedford Square, London, W.C.1, by January 15th, and those for the radio servicing exam. (fee £2 12s 6d), by February 1st.

PERSONALITIES

Dr. W. H. Penley, B.Eng., Ph.D., A.M.I.E.E., who in 1940 joined the Telecommunications Research Establishment and for the past four years has been superintendent, air defence radar, has been appointed senior superintendent, guided weapons, at the Radar Research Establishment, Malvern, which now incorporates T.R.E.

Group Captain R. C. Richmond has been appointed to the London Office of Marconi's Wireless Telegraph Company (Marconi House, Strand, W.C.2) where he will be concerned with the Company's aeronautical radio business. He joined the R.A.F. in 1929, and took the specialist signals course. During the war he was Chief Signals Officer of various commands and was at one time Chief Signals Officer, Air Defence of Great Britain. Prior to retiring, Group Captain Richmond was Commanding Officer of No. 2 Radio School, Yatesbury.



Grp. Capt. R. C. RICHMOND



S. E. ALLCHURCH

S. E. Allchurch, O.B.E., secretary of the British Radio Equipment Manufacturers' Association since 1946, is at the British Trade Fair in Baghdad to take charge of the composite exhibit of domestic receiving equipment by 12 member-firms. During the war Mr. Allchurch joined a new department of the Ministry of Aircraft Production which dealt with the co-ordination of research, development, production and installation of communication and radar equipment for the R.A.F. He was assistant director when he left to join B.R.E.M.A.

William H. Date, B.Sc.(Eng.), M.I.E.E., has retired from the position of head of the Electrical Engineering Department of the Polytechnic, Regent Street, London, which he has held for seven years. He joined the full-time staff of the department in 1913. During the first world war he was a technical officer (wireless) in the Royal Flying Corps and during the last war was lent to the War Office and was attached to the department concerned with the organization of training schemes for Service men at technical colleges throughout the country.

The new head of the Electrical Engineering Department of the Polytechnic is **Dr. D. O. Bishop**, Ph.D., who received his academic training at the Portsmouth Municipal College and then went to B.T.H. at Rugby. After war service as an education officer in the R.A.F. he returned to the Portsmouth Municipal College and became senior lecturer in 1947. He joined the Regent Street Polytechnic as senior lecturer in the Electrical Engineering Department in 1948.

G. E. Middleton, M.A., the new chairman of the I.E.E. Cambridge Radio Group, went to B.T.H., Rugby, after graduating from Cambridge in 1927. During his 21 years with B.T.H., one of which was spent in the U.S.A. under the company's Fellowship scheme, Mr. Middleton was engaged on the design of small motors. In 1948 he went to Cambridge as university lecturer in engineering—his present position.

Major P. L. Barker, B.Sc., this year's chairman of the Northern Ireland Centre of the I.E.E., has been chief engineer of the N. Ireland Region of the Post Office since 1946. After graduating from Birmingham University in 1923 he entered the Post Office Engineering Department. From 1925 to 1935 he was at the Dollis Hill Research Station working on short-wave propagation and from 1936 until he was commissioned in R.E.M.E. in 1940 he was at the Wembley Laboratories.

Dr. J. H. Mitchell, Ph.D., B.Sc., the new chairman of the East Midland Centre of the I.E.E., has been head of research with Ericsson Telephones, Ltd., Nottingham, since 1947. He studied at Bristol University after which he joined B.T.H. at Rugby as a research engineer. During the war Dr. Mitchell was a member of the Government Scientific Research Pool and undertook research on radar and radio navigational aids and v.h.f. communication.

David H. Thomas, M.Sc.Tech., chairman of the North-Eastern Radio and Measurements Group of the I.E.E. for this session, was for eight years lecturer in telecommunications at the University of Nottingham and is now head of the Electrical Engineering Department of the Rutherford College of Technology, Newcastle-upon-Tyne. Before entering the scholastic field he was a research engineer with Metropolitan Vickers whom he joined as an apprentice.

M. I. Forsyth-Grant, A.M.I.E.E., has resigned from International Aeradio, Ltd., with whom he had been chief engineer since 1952, and has joined the board of Racal Engineering, Ltd. Before joining I.A.L. in 1947 he was with E.M.I. Engineering Development, Ltd. **D. W. Morrell**, B.Sc.(Eng.), A.M.I.E.E., who has been sales manager of Racal for the past 18 months, has also been appointed a director.

A. R. Lash, A.M.I.E.E., recently appointed manager-engineer of the Ongar (Essex) radio station of the Post Office, was previously on the staff of Marconi's W.T. Co. and Cable & Wireless. His duties as a radio communications engineer have taken him as far north as Spitsbergen and as far south as the Falkland Islands.

OUR AUTHORS

W. R. Cass, who, with R. M. Hadfield, contributes the article on "Dip-soldered Chassis Production" in this issue, is in charge of the Methods Development Department of Pye, Ltd., Cambridge. Joining Pye from Telephone Rentals, Ltd., in 1951, he was initially connected with power control and television receiver circuitry development. Mr. Cass obtained the Higher National Diploma in Telecommunications at the Regent Street Polytechnic and was an electronics instructor in R.E.M.E. during the war. R. M. Hadfield studied at Reading University after serving as a pilot in the R.A.F. In 1952 he joined the Methods Development Department of Pye, Ltd., and is now responsible for operational research and work study development.

Arieh F. Fischmann, author of the article on the design of a tape recording amplifier on page 564, is at present studying at the Polytechnic Institute of Brooklyn, U.S.A. After training at the Deutsche Technische Hochschule, Prague, he emigrated to Palestine in 1938 where he worked on the design of audio amplifiers. From 1948 until going to Brooklyn he was in the Scientific Department of the Israeli Ministry of Defence on development work in the field of pulse techniques.

H. H. Ogilvy, contributor of the article on the measurement of phase and amplitude in this issue, has been employed in the fire-control section at the Admiralty Engineering Laboratory, West Drayton, Middlesex, since 1951. He is concerned with the development of electronic equipment for fire-control systems and the design of equipment for analysing the performance of servomechanisms. After war service as h.f. direction-finding


officer in the Navy he took a full-time engineering course at Loughborough College from 1946 to 1950.

IN BRIEF

Broadcast Receiving Licences current in the United Kingdom at the end of September totalled 13,527,864, including 3,677,796 for television and 245,836 for sets fitted in cars. During the month television licences increased by the unprecedented figure of 144,098.

Electronics in Action is the theme of an exhibition of electronic aids to production, design and research being organized by the Scientific Instrument Manufacturers' Association for November 23rd to 25th at the Chamber of Commerce Hall, New Street, Birmingham. Admission to the exhibition is by complimentary ticket, obtainable from S.I.M.A., 20, Queen Anne Street, London, W.1, or the Chamber of Commerce. The exhibition, at which there will be some 20 exhibitors, opens at 2.0 on the first day and 10.0 on subsequent days and closes daily at 8.0.

This combination aerial for television and f.m. sound, exhibited by Belling-Lee at the Radio Exhibition, was by mischance overlooked when our review of the show was compiled for last month's issue



The proposed dates for the second post-war **Northern Radio Show** which the Radio Industry Council plans to hold in the City Hall, Manchester, have been amended: they are now May 4th to 14th, 1955

I.T.A.—The temporary headquarters of the Independent Television Authority, of which Sir Robert Fraser is director-general, are at 12-16, Wood's Mews, Park Lane, London, W.1. (Tel.: Mayfair 6272). The I.T.A. has, so far, been operating from the Post Office headquarters.

The P.M.G. has relaxed one of the regulations included in the recently introduced **Amateur (Television) Licence**. Holders may now transmit messages by telephony or morse without a separate licence provided they are concerned with the technical matter of the visual transmission.

Extending French TV.—The fourth French television station—at Marseilles—was brought into service in September. Operating on 186.55 Mc/s vision and 175.4 Mc/s sound, the 819-line transmitter has an e.r.p. of 50 kW. Initially the station is relying on filmed programmes flown from Paris. On October 15th the fifth television station was brought into service at Lyon-ville which is linked with Paris by radio relay stations. The Lyon-ville 200-watt transmitter operates on 164 Mc/s vision and 175.15 Mc/s sound.

Brit.I.R.E. Awards.—The Clerk Maxwell premium (20 guineas) has been awarded by the British Institution of Radio Engineers to Dr. W. Saraga, D. T. Hadley and F. Moss for their paper "An Aerial Analogue Computer"; the Heinrich Hertz premium (20 guineas) is given to B. E. Kingdor for his paper "A Circular Waveguide Magic-Tee and Its Applications to High-Power Microwave Transmission"; Dr. D. A. Bell receives the Louis

Sterling premium (15 guineas) for "Economy of Bandwidth in Television"; Dr. Paul Eisler the Marconi Premium (10 guineas) for "Printed Circuits—Some General Principles and Applications of the Foil Technique" and J. A. Youngmark the Dr. Norman Partridge Memorial award (5 guineas) for "Loudspeaker Baffles and Cabinets." The first award of the Sir J. C. Bose Premium (250 rupees—approx. 18 guineas) for the most outstanding paper by an Indian engineer has been made to S. K. Chatterjee for "Microwave Cavity Resonators—Some Perturbation Effects and Their Applications."

Cable and Wireless announce the opening of the first direct **Radio-telephone Service** between Aden and India on October 15th. A radio-telephone service between Aden and London and thence to Europe and north America is also provided by the company via its station at Nairobi.

The **Radar Association**, which, although originally formed as a social link between ex-R.A.F. "radar types," is now open to radar engineers and technicians in the other Services and industry and holds regular lecture meetings. The second meeting of the 1954/55 session will be held at 7.30 on November 10th in Theatre No. 1 of the Lime Grove Television Studios, Shepherds Bush, London, W.12, when Group Capt. Philip Dorté and John Elliot (B.B.C.) will deal with the production of the television film "War in the Air." Tickets are necessary.

E.I.B.A. Ball.—The annual ball in aid of the funds of the Electrical Industries' Benevolent Association will be held at Grosvenor House, Park Lane, London, W.1, on November 12th. Tickets, price 2½ guineas, are obtainable from the association at 32, Old Burlington Street, London, W.1.

Two lectures on the design, construction and erection of **Television Aerials** are to be given by P. Jones, of Aerialite, Ltd., at the Gloucester Hotel, Aberdeen, on November 3rd and 4th at 3.0. Admission tickets are obtainable from Aerialite, Ltd., Castle Works, Stalybridge, Cheshire.

The Electrical Engineering Department of the **Oldham Municipal Technical College**, which is now occupying a new building, offers part-time day or evening courses in radio servicing (3 years), television servicing (2 years), telecommunication engineering and for the Higher National Certificate.

A series of eight lectures intended to present an up-to-date account of **Information Theory** and its implications in the field of communication engineering is to be given at the College of Technology, Manchester, on Friday evenings, beginning January 21st. The fee is 30s. Twelve-lecture courses on "Automatic Control in Industry," which began on October 26th, and "Transient Electrical Phenomena" beginning on January 13th (fees 35s) are also provided by the College.

Among the new courses provided at the recently opened engineering block of the **N.E. Essex Technical College** at Colchester is a year's evening course in electronics and measurements for the H.N.C. Part-time day and evening courses in preparation for the radio service work certificate of the City and Guilds of London Institute are also provided by the college which has a well-equipped radio servicing laboratory.

Information additional to that given in our September issue (p. 439) regarding courses provided by the **N.W. Kent College of Technology** (previously the Dartford Technical College) has been received from the head of the Electrical Engineering Department. An evening course in television servicing is provided and as an alternative to the evening course in radio servicing a part-time day course has now been introduced.

Properties of **Glass Reinforced Plastics** and their applications in various industries are dealt with in the 256-page book "Glass Reinforced Plastics," edited by Phillip Morgan and published for *British Plastics* by our Publishers, price 35s. One of the chapters deals with glass fibre laminates in the electrical field.

The second edition of Kenneth W. Gatland's book "Development of the Guided Missile," which has been completely revised and enlarged, includes an appendix giving details of the telemetering equipment used in British missiles. Published for *Flight* by Iliffe and Sons Ltd., this 292-page book costs 15s.

Philips have arranged for the future distribution in this country of their three journals *Philips Technical Review*, *Philips Research Reports* and *Communication News* to be undertaken by Cleaver-Hume Press, Ltd., 31, Wright's Lane, Kensington, London, W.8.

BUSINESS NOTES

Transmitters for the first three stations of the Independent Television Authority have been ordered from Marconi's. The vision transmitters will have a power of 10 kW and the associated sound equipment 2.5 kW. They will, of course, operate in Band III. To expedite the start of transmissions from the London station at Crystal Palace prototypes of the transmitters are being lent to the I.T.A.

International Aeradio, Ltd., of this country, and Adalia, Ltd., of Montreal, Canada, have entered into an agreement to pool their knowledge, experience and staff in order to offer consultancy services to governments and industry throughout the world. Their first joint contract is for the planning of a telecommunications system for the Creole Petroleum Company, of Venezuela.

Claude Lyons, Ltd., the well-known manufacturers of Variac transformers and importers of American laboratory instruments, have acquired a new factory at Valley Works, 4-10, Ware Road, Hoddesdon, Herts. (Tel.: Hoddesdon 3007.) The London office has closed, but the head office and works will remain at 76, Oldhall Street, Liverpool. The new factory houses the research and development staff and provides a repair and recalibration service.


The Service Department of Baird Television has been transferred to 308, Battersea Park Road, London, S.W.11 (Tel.: Battersea 7838). All correspondence relating to servicing and replacement parts for television receivers and Baird tape recorders should be sent to this address.

The West Bromwich firm of spring manufacturers, George Salter & Co., Ltd., have built a "Dry Room" to Ministry of Supply regulations for the packing of electronic equipment under conditions which ensure that it is not only impervious to outside climatic changes but also that each piece of equipment is thoroughly moisture-free before being packed.

The recently opened factory of 20th Century Electronics at New Addington, Surrey, has now been extended.

The manufacturing and research sections of the cathode-ray tube department, formerly at Dunbar Street, London, S.E.27, are now at New Addington, where new plant has been installed for the production of multi-gun tubes. All correspondence should now be addressed to King Henry's Drive, New Addington, Surrey. (Tel.: Springpark 1026.)

WIRELESS ROOM in the 3,300-ton cable ship Recorder, the latest and fastest vessel in the Cable & Wireless fleet of eight. Marconi's installed the radio-communication equipment and Kelvin & Hughes the radar and echo sounders. An aerial-splitter system permits the use of 35 broadcast receivers in the ship without interference from the transmitters.



Electric Audio Reproducers, Ltd., manufacturers of sound reproducing equipment, of 17, Little St. Leonards, Mortlake, London, S.W.14, have opened a new factory at Worton Road, Isleworth, Middlesex. The development section will occupy part of the factory, but the offices and service department will remain at Mortlake.

A new branch office and depot at 2, St. Nicholas Buildings, Newcastle-upon-Tyne, 1, has been opened by the Telegraph Construction and Maintenance Company. The company has also opened a London sales office at Norfolk House, St. James's Square, S.W.1.

Hudson Electronic Devices, Ltd., of Appach Road, London, S.W.2, have appointed Pendry & Kennedy (Electronics) of 6, Coed Celyn Road, Derwen Fawr, Swansea, to handle the land sales and services of their v.h.f. radio-telephone equipment in the south Wales area.

Transvision, Ltd., has been formed by B. J. Martindill, until recently general manager of Wolsey Television, and F. Gould, for the production of television and v.h.f. aerials and accessories. The address is 118, Denmark Hill, London, S.E.5. (Tel.: Brixton 6551.)

FOREIGN TRADE

Redifon, Ltd., has received a substantial order for marine radio equipment on behalf of the Soviet Fishing Authority. The equipment, comprising transmitters, all-wave receivers, combined medium- and short-wave direction finders and ancillary units, will be installed in twenty deep-sea fishing vessels now under construction for the Soviet Union at Lowestoft, Suffolk.

Haiti.—The British Embassy at Port-au-Prince has received an enquiry from a Government source in Haiti for the supply of robust, cheap battery receivers for use in rural areas. The proposal is to supply about 500 sets for domestic use or for use by small groups, or, alternatively, to equip a smaller number of centres with larger receivers designed for communal use. Manufacturers are invited to send details of their offers direct to H.M. Consul-General, British Embassy, Port-au-Prince, Haiti, W. Indies.

Salvador Agency.—Almacen Liverpool, Calle Ruben Dario-32, San Salvador, are interested in securing an agency for British-made domestic receivers. Transmitters in the western hemisphere operate on medium waves and the mains voltage in Salvador is 110 (50 c/s).

Colombian Agencies for British-made components and accessories are sought by Almacen Radion, Guillermo Ibanez, Calle 36, No. 41-78, Barranquilla, and J. Angers, Apartado Aereo 913, Barranquilla.

Dip-Soldered Chassis Production

Simplifying the Assembly of Sound and Television Receivers

By W. R. CASS,* H.N.D., Grad.I.E.E., and R. M. HADFIELD,* B.A.

IN the endeavour to reduce the cost of mass-produced electronic assemblies it became apparent that a simpler way of making electrical connections was needed. Conventionally, piers are used to anchor connecting wires to tags and then solder is applied with an iron to make these mechanical connections into sound electrical joints. In a television receiver there are between 500 and 800 such connections to be made.

After costing several systems it was decided that the most suitable basic technique was one in which all connections are made simultaneously with a single dip in hot solder. For this method it is convenient to bring all points of interconnection into one plane. This is done by laying all the components on an insulated board and inserting their pre-formed wire ends into holes so that all points to be soldered are on the underside. Once such a layout has been adopted it is a short next step to use a printed wiring pattern on the underside of the chassis to replace the wire links which connect one part of the circuit with another.

Superficially it might appear that the addition of printed wiring is of little value, since it obviously costs more than the wires it replaces and only saves a small amount of assembly time. However, this is not so, because the most important function of printed wiring is not, as its name suggests, to eliminate wire links, but to provide a base for dip-soldering. At each component junction a piece of copper foil surrounds the wires, even if there is no circuit line joining this point to another point. This piece of copper picks up solder, which links the adjacent component wires. Besides assisting the soldering of electrical connections, small areas of copper foil left on the board provide points to which the heavier components can be secured in the dip-soldering operation. This saves much mechanical fixing with screws, brackets, etc. A dip-soldering system that does not use a printed wiring base must make use of eyelets at all points where a soldered connection is required. The insertion of these eyelets costs more in material and labour than does a printed wiring board.

Four times as many sound or television receiver chassis can be made by an assembly line using the dip technique as can be made by one using hand assembly methods. This means not only lower labour costs but reduced overhead costs per unit as well. Savings of the last-mentioned include supervision, factory space, heating, lighting, power and soldering-iron maintenance. It must be


emphasized, however, that the assembly cost in mass-produced television and sound receivers is only a small fraction of their total cost. Thus, even the 300 per cent improvement in chassis assembly productivity achieved will only result in overall cost savings of the order of 2-3 per cent.

Material savings result from the elimination of nearly all brackets, tag strips, sleeving, wire, screws, eyelets and rivets. These savings more than offset the extra cost of the copper-faced Bakelite chassis. Some of the savings are possible because the mechanical attachment of many components becomes unnecessary: all forms of screening can be dip-soldered, and trimmers, valveholders, transformers and large capacitors need no additional fixing. Other savings result from the fact that much insulation can be dispensed with when a non-conducting chassis is used. At present this means that neither sleeving nor insulated resistors are necessary in the receivers, and ultimately it will result in cheaper valveholders and transformers as well.

The elimination of the above items plus the use of a laminated Bakelite chassis results in considerable weight saving; this reduces the problem of adequately securing the assembly in a cabinet. The weight saved on the chassis varies from 1lb on a small sound receiver to 4lb on a television set.

Generally, electronic units made by this technique and using conventional components show little reduction in size. It is hoped, though, that with the efforts of the component designers taking advantage of this

* Pyc. 1 td.



Underside view of a 4-valve battery receiver made by the "dip-circuit" technique with (below) the same chassis made by conventional methods. The top of the dip-soldered chassis is shown in the picture at the top right of page 538.

new approach to manufacture, drastic reduction in equipment sizes will be achieved.

A description will now be given of the manufacturing methods used to produce a complete "dip-circuit" chassis. First of all the production of the chassis circuit board.

Bakelite faced with copper foil is supplied in 9-inch wide strip. This is fed through a piercing and shearing tool which makes some of the larger holes and cuts the material into pieces the size of the chassis blank. Two of the holes made at this stage are for location during printing and during the subsequent major piercing operation.

An acid-resistant ink is next printed on to the copper face of the boards in the pattern of the circuit. The boards are placed, ready for etching, in special acid-proof racks as they leave the printing stage. The printing is done by the silk-screen method. This equipment is cheap and is suitable for work on Bakelite. Output at the rate of 150 circuit boards per hour is maintained with standard equipment, modified to enable the operator to raise the screen frame by a foot pedal. This has reduced fatigue and permits a less complex pattern of hand motions. The operator's hands are not required for lifting the screen frame and so are left free to handle the squeegee and the circuit boards.

Etching the Circuit

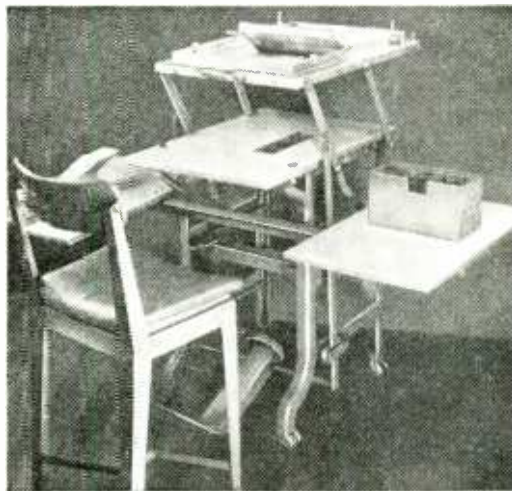
Etching is carried out in tanks containing a solution of nitric acid and copper nitrate. A constant balance is maintained between the acid solution and the weight of copper dissolved in it by calculating the quantity of acid required to etch one chassis and then adding a quantity of acid appropriate to the number of chassis being etched, plus a fixed percentage. The size of this fixed percentage determines the rate at which etching takes place. A 10 per cent excess of acid (which means, in effect, a 10 per cent wastage) gives an etching time of six minutes, using a solution 50 per cent by weight nitric acid in water. This acid wastage varies inversely with the etching time but prolonging the etching time beyond six minutes saves very little acid. Fresh acid is added at the top of the tank and the outflow is taken from the bottom. Turbulence created during etching ensures that the acid is well mixed.

Ferric chloride is sometimes used for etching purposes but we are using nitric acid because it has the following advantages. (a) Four hundred chassis can be etched in six minutes using very simple equipment; no mechanical agitation is needed. To achieve this rate with ferric chloride very expensive equipment is required. (b) Ferric chloride is awkward material to handle and requires heating, stirring and the addition of hydrochloric acid to bring it into solution, whereas nitric acid is readily diluted with the necessary water. Against this must be set the problem of fumes when using acid; this, however, has been solved by using standard extraction equipment. (c) Nitric acid is 30 per cent cheaper to use than ferric chloride.

After etching, the boards are rinsed in water, neutralized in a 2 per cent solution of ammonia and then rinsed again. It was decided to use ammonia in preference to sodium bicarbonate because ammonium salts are volatile, and if traces remain on the board they are dispersed during dip-soldering. Next, the circuits are pierced to take the component wires and the valveholder contacts. Finally, the circuits are



Preparation of the silk-screen master from the photographic plate.





Silk-screen printing machine with foot-operated frame.

placed in a trichlorethylene degreaser to remove the resistant ink.

To make the maximum use of the labour-saving possibilities of "print-dip" technique, the wire ends of the resistors and capacitors are pre-formed suitably for direct insertion into the holes in the chassis. A machine to do this has been made which cuts and bends both wires of the component and which can be handled at rates of 1,200 to 1,500 components per hour.

The machine is driven by a compressed air cylinder linked to an air valve in such a way that it operates automatically once the air is turned on. It can be set to any speed to suit the operator and the position of the cutting and forming blades is continuously adjustable to leave any wire length that is desired. When they have been formed the components drop into a container. This container is one of the interchange-



Left: Wire cutting and forming machine for resistors. Right: Part of the assembly line for the 4-valve dip-soldered battery set whose underside is shown in the picture on page 536.

able component storage bins used on the assembly line.

Both the rigid layout imposed by the system and the mechanical pre-forming of the components have tended to standardize assembly operations. This improves assembly efficiency and leaves less to chance in positioning the components—it is virtually impossible to build a short circuit into a printed assembly.

Assembly Trolleys

The fact that only one side of the chassis has components on it has simplified assembly cradles and work on the chassis. Material layout has also been helped because the pre-formed components are more compact and require less bench space. The assembly cradle is a rubber wheeled trolley free to run in a channel on an ordinary wood-topped bench. A shallow rectangular frame is used to locate the chassis on top of the trolley. At each work station there is a spring loaded catch for retaining the trolley while it is being worked on. Trolleys from the end of the line are returned to the beginning on a sloping shelf at the back of the assembly bench.

Component storage bins are of the gravity-delivery type with a protruding lip at the bottom to facilitate the selection of material. The lip of the bin is clear of the bench so that, with the thumb under the lip and the forefinger on top, the resistor or capacitor can be drawn to the edge and held between the thumb and finger as it comes clear of the bin.

For dip-soldering a machine has been devised to do the job because, while it can be done quite simply by hand, the quality of the soldered joints is so important and the factors which can vary are so numerous that to obtain consistent results a mechanical method is necessary.

To use the machine the operator simply hooks the chassis on to a bracket and presses a button. The machine then moves the chassis to a flux spray position, then gives it two dips in the solder. During these dips, and for a short period after each one, the chassis is vibrated. This vibration helps to break down any oxide film on the circuit or on the components and also removes any excess of solder.

Finally, the machine ejects the completed chassis and returns it to the operator for inspection.

There are some benefits accruing from the introduction of "dip-circuits" whose value it is difficult to assess, but which may turn out to be important in the long run:—

1. Storage and material handling will be less for the smaller, non-insulated pre-formed components.
2. Training time will be cut down, as workers will no longer require skill in the use of pliers and soldering irons.
3. Testing, inspection and repair time will all be cut because of the reduction in wiring errors and the ease with which such errors that remain can be detected on the accessible layout that "dip-circuits" provide.
4. The quality of the finished product will be improved and more easily controlled. The rigid layout of the printed wiring assembly will impose a uniformity not obtainable with conventional assembly methods. This uniformity will, of course, mean better quality as closer adherence to the designed performance will be achieved. It must also be emphasized that the mechanization of the soldering operations will greatly improve the reliability of the units.

5. The servicing of a "dip-circuit" chassis will differ only slightly from that of a normal one. Faulty components can be cut away from the top side of the chassis, or, alternatively, the components can be removed by heating the soldered joints on the reverse side with a small-wattage iron and pulling out the components. As there is no mechanical wrapping of the component wires and no wiring mistakes are possible, servicing time will be reduced. In cases where, due to misuse, the printed wiring pattern has been broken, a wire replacement can easily be inserted or the gap can be closed by the use of a soldering iron.

There will be other changes that will be less welcome. For example, in the immediate future purchasing policy will be less flexible because the rigid circuit layout will not permit any change in the middle of a production run to components of a very different shape or size. Later on this may bring benefits by stimulating standardization among the products of different manufacturers.

Another consequence of adopting the printed layout will be an increase in the cost of circuit modifications after tooling. Alterations to the circuit pattern are quite a simple matter, but modifications to the chassis piercing tools are expensive. This does not mean that there need be serious delay in the introduction of modifications, because temporary expedients, such as the use of a drill jig, are available. However, it does mean that adequate pre-production planning will be at an even greater premium than it is at present.

Until a new process has been widely adopted there is usually a period when many firms are developing their own methods more or less in secret. This has certainly been the case with printed circuits. As a result, there has been no agreement yet in this country on standards of quality for the materials used, or on the dimensions and style of components for "dip-circuit" application. Unless the electronics industry, through its consultative bodies, soon agrees on the general direction that component development is to follow, the cost and quality of components is likely to suffer.

Automatic Component Insertion


With the advent of dip-soldering and printed wiring three-quarters of the possible saving on existing assembly times will have been achieved. If machinery were developed for the automatic insertion of components these times could be reduced by about a further one-tenth. This machinery would be highly specialized and would cost more to develop and install than would the equipment necessary for producing "dip-circuits." In view of this it is not likely that such equipment will repay development in this country, except in cases where production runs are very large or where part of an automatic component manufacturing process can be combined with the automatic insertion process.

A further argument against developing specialized machinery solely for component insertion is that the biggest scope for reducing the cost of electronic equipment lies with the component manufacturers. This may result in the development of components very different in shape and size from those commonly used at present. One such development, called "modular assembly" has already been tried in the U.S.A.* In this system small capacitors and resistors are printed on ceramic wafers and the wafers are assembled in tiers supported by wires; the wires also provide electrical interconnection. This tiered assembly or "module" is surmounted by a valvholder. Several such assemblies go to make a complete circuit and they can be assembled in one unit on a printed wiring base. In the opinion of the authors it has not yet been proved whether such an arrangement is really economical or has a very wide application, but it

indicates the possibilities for a radically new approach to the problem of manufacturing electronic components.

Finally, there is the possibility of reducing the costs of component manufacture. In their essentials electronic units consist of four types of elements: capacitors, resistors, inductors and valves. With the possibility of transistors replacing valves there are left for consideration the first three types of elements. Reducing these in turn to their essentials, their costs are made up of: manufacturing labour, conductive and resistive material, some form of casing and terminals for assembly. Of these, the first offers scope for economy but the last two, performing no essential electronic function, are the main targets for material cost reduction. The largest labour savings will result from cheaper methods of producing inductors. In this field printed circuits will have an important part to play. The smaller inductors can be incorporated in the circuit pattern or printed on a separate circuit board which plugs into the base board. This method has been used commercially in the U.S.A. for the coils of a television i.f. strip. This strip was marketed as a separate unit, comprising three valves, five coils and the associated resistors and capacitors assembled on a printed wiring base. Larger inductors such as chokes, transformers and deflection coils need to be printed on a thinner, flexible base material and folded to make them into working units.

The elimination of non-essential material on resistors and capacitors can be achieved by the use of basic components without wires and with simpler insulation. To this end it is sometimes possible to include several electronic elements in one package. The printed circuit "couplet," which consists of a thin, flat, ceramic plate with multiple resistor and capacitor patterns silk-screen printed on one side, has done this and so also has "modular assembly." Multiple capacitor packs and transformers with several voltage tappings use this principle to a lesser extent. However, this trend towards multiple components conflicts with the standardization essential to economic mass production; it also increases the cost of rejects during manufacture. A more flexible system, making use of the physical configuration of either the "couplet" or the "module" but having standard or new-type basic components inserted during the final production process, will perhaps prove to be the best answer.



Components with electrical terminations made suitable for dip-soldering use.

* See *Wireless World*, April, 1954, p. 185

Colour Camera Converter

Adapting Frame-Sequential Pictures to Simultaneous Transmission System

THE frame-sequential system of colour television has been out of favour lately as a possible means of establishing a public colour service because of its non-compatibility—not to mention the difficulty of the rotating discs at the receivers. Despite this it is known to give very good colour pictures. Moreover, although the system as a whole may be unsuitable, there is a particular part of its equipment—the colour camera—which can offer some very definite advantages if incorporated in a simultaneous compatible system such as the one now operating in America.* This camera is much smaller and lighter than the three-tube type normally used and is simpler and less costly to produce. Having only one pick-up tube, it avoids the necessity for matching and registering the three separate tubes and also the need for three separate amplifiers. Moreover, it avoids the complex optical system which makes turret changes difficult and causes loss of light in the three-tube camera.

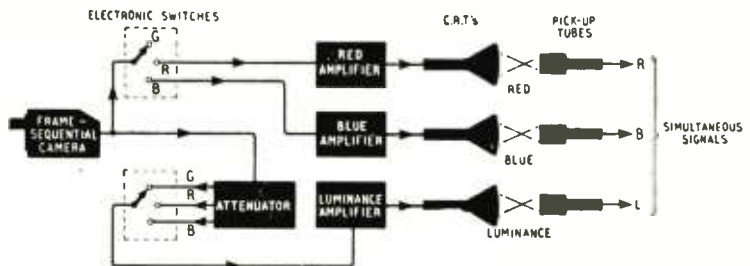
To permit the frame-sequential camera to be used in a simultaneous system a device called the "Chromacoder" has been produced. This operates on the three colour-component signals from the camera—red, blue and green—in such a way that they appear not in sequence but simultaneously. The original Chromacoder" was designed in America by the Columbia Broadcasting System and the General Electric Company, but recently a new version of the device has been demonstrated in this country by Emitron Television, a subsidiary of Electric and Musical Industries.

The principle of the Emitron converter (see block diagram) is to take the sequential red, blue and green signals from the camera and pass them to an electronic switching system which distributes the red signals to one c.r. tube, the blue signals to another and certain proportions of all three signals to a third tube. These three c.r. tubes are then viewed by three pick-up tubes whose outputs give the simultaneous signals. Although the effect on the screens of the c.r. tubes is still sequential, the pick-up tubes store the images on their mosaics until they are scanned off and consequently the outputs become truly simultaneous.

The converter is arranged in this particular way to make it suitable for the N.T.S.C. type of transmission system, which sends out a luminance signal to provide a monochrome picture for existing black-and-white receivers and two colour-difference signals to provide colour information. In the converter the luminance information (a mixture of all three colour components) is received in sequential form by the appropriate c.r. tube and the associated pick-up tube

integrates it into a complete luminance signal simultaneous with the colour signals. (The green component is recovered later at the receiver by subtracting the red and blue signals from the luminance signal.)

One advantage of this scheme over the three-tube type of "simultaneous" camera is that the three colour components which are added to form the luminance signal all come from the same pick-up tube—the camera tube. They are therefore registered perfectly with each other and no loss of definition occurs through mis-registration. In the three-tube camera, however, the three components come from separate tubes and this difficulty of registration has to be overcome. It is, of course, particularly important for the luminance signal to have good definition because the human eye has great acuity for fine detail in the form of brightness changes, and it is the luminance information which really controls the sharpness of the final picture. On the other hand, the eye is not very sensitive to detail in colour, so that as the red and blue signals from the first two



pick-up tubes only provide colour information, not luminance, there is no need for these two tubes to be so accurately registered and give such good definition.

At the demonstration the frame-sequential camera was operating on 405 lines, interlaced 2:1, with 150 frames per second, and the bandwidth was 9 Mc/s. The three pick-up tubes, however, which were C.P.S. Emitrons, were scanned with 625 lines, interlaced 2:1, at 50 frames per second. No doubt the difference of standards helped to avoid the line-beating patterns which might have been caused by the interaction of two similar rasters, but E.M.I. say that there is no reason why two identical standards should not be used.

One inherent drawback of the converter is that the storage in the pick-up tubes is liable to cause blurring of quickly-moving objects in the picture. This was particularly noticeable at the demonstration when the camera was panning from one subject to another. The colour rendering, however, was very pleasing on all the display systems used, which included an R.C.A. tri-colour tube and a three-tube projection unit.

* See *Wireless World*, November, 1953, p. 524.

Cathode-Follower Probe

For Test and Measurement


By SYDNEY H. FINN

IT is usually required of an electronic measuring device that its input impedance be high, but the value to which an amplifying-valve grid resistor may be raised is limited, particularly so if potentiometer attenuation is used. Some improvement on a continuously variable input potentiometer is possible by fitting a switch and equalizing each position independently. If a high value of resistance is used then a screening cover will probably be required to reduce hum pick-up. For some purposes the clicking of a switch would be a disadvantage.

In quite a number of instances it is possible, by fitting a probe housing a cathode-follower valve, to more or less completely solve the problem. The attenuator in the main instrument may then be of some conveniently low value, whilst the input impedance to the probe will be very high. By using a probe extremely short leads to the measuring point are possible, although the cable-form to the main instrument can be relatively long.

One such practical arrangement is shown in the circuit diagram and picture. As for some purposes it may be required to use a valve with a high cathode current the load resistor R_L is fitted to the socket on the main instrument, thereby avoiding undue heating of the probe. It also allows some flexibility, in that the same value of load resistance may not be desired for every instrument to which the probe is attached. The six-way socket is so wired that this resistor does not shunt the input circuit after removal of the probe. The cathode follower anode, being at earth potential (to a.c.), acts as a screen around the grid and there is normally no need to use a screened probe. In any case, the outside of the probe should be insulated, otherwise it may be a nuisance when working inside apparatus (particularly if using very short connecting leads) and one wishes to lay the probe down inside the chassis.

The mechanical arrangement is not necessarily the best that could be devised, but is very simple if a lathe is available. The base is made of an aluminium alloy, the outer sleeve of Paxolin tube, and the terminal plate of loaded ebonite (Caramot RM70). A cable clamp is an essential if the probe is to be much used



Construction of the probe with the Paxolin-tube cover removed.

and would ideally be formed as part of the base. Actually it was modified from an already-existing device. A very simple type of clamp can be made using a short piece of angle with one end flanged. This is screwed to the base (by means of the flanges) so that the cable lies inside the included angle. Twine is then bound tightly round the whole, preferably within grooves filed on the edges of the angle. These grooves prevent any subsequent movement of the binding.

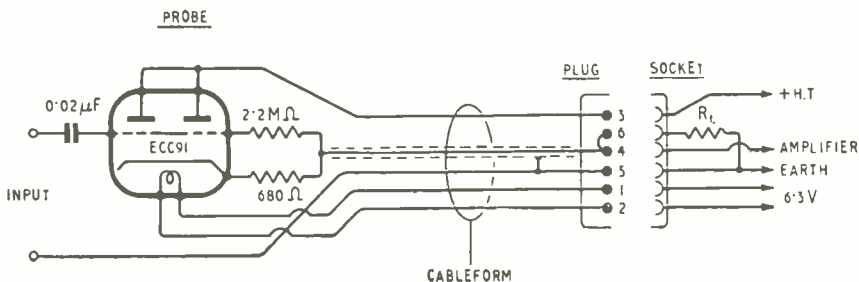
Choice of Valve

The particular valve fitted was used only because it was to hand and was adequate for the job. A triode-connected pentode of the Z77-EF91 type would do just as well. If for some reason a valve with a higher cathode current is required, the Osram N78 has a B7G base and a maximum anode dissipation (triode connected) of 12 watts. As screening will, in general, be unnecessary, ventilation can be provided without compromising the design electrically. The valve retainer is a Carr Fastener type 77/264.

Instruments designed to have an input impedance high in relation to, say, 600- Ω lines, are commonly found in the laboratory. This input impedance, which may be around 100k Ω , will often be the limiting factor in an otherwise first-class instrument. The fitting of a probe may greatly increase its scope, and perhaps even save the cost of a new instrument, if for any reason higher impedance networks must be dealt with. The author has found this probe a very useful instrument to use in conjunction with a c.r. oscilloscope.

If absolute measurements are required an initial calibration will have to be carried out, as the voltage output is somewhat less than the input.

Circuit of the probe with plug and socket connections. The load resistor R_L is 22k Ω nominal. For the plug and socket, Painton types 500693 and 500680 were used.



Miniature Bedside

Two-Valve A.C. Mains Circuit With Pre-set Tuning

THIS article describes a receiver recently built by the author for bedside use by a child. It is a very simple a.c. mains-operated receiver employing two valves and giving approximately 1 watt output from a 5-inch diameter loudspeaker. Tuning is pre-set, the local Home Service or Light Programme being selected by a 2-way switch. The receiver is relatively inexpensive to build and all the components, including the tuning coil, are standard commercial products which are readily obtainable. Where local-station reception is all that is required and great volume is unnecessary, the receiver is suitable for general domestic use.

As the receiver was intended for a child, consideration was first given to the use of batteries, but battery-replacement cost can be serious when a receiver is used in this way and mains operation was decided in spite of the additional bulk and first cost of mains transformer, rectifier and smoothing components. An earthed chassis was considered essential and a mains h.t. transformer is used although receivers with a filament transformer or an l.t. dropping resistor are smaller and cheaper. As the receiver is mains-operated it does not greatly matter if it is accidentally left on, but if this occurs the indicator lamp at the front serves as a reminder.

Great volume is not required from such a receiver and 1 watt output is quite adequate. This can be obtained from a miniature valve of the 6AM6 type for approximately 1 volt input, and two valves of this type give all the gain necessary for local-station reception. A second 6AM6 is therefore used as a leaky-grid detector, the two valves being coupled by a "starvation" circuit as shown in Fig. 1. This particular form of coupling has been described elsewhere^{1,2} and is adopted because it is economical of

components and gives high gain. It is not desirable, however, to carry the process of starvation too far, otherwise the receiver does not function very well on strong signals. V1 is a leaky-grid detector and, on receipt of signals, generates a negative bias on the control grid approximately equal to the carrier amplitude. If the valve has a very low screen-grid potential, the bias produced by a strong signal may cause the valve to operate on a markedly non-linear part of the I_a-V_g characteristic producing unpleasant harmonic distortion. To minimize this effect the screen-grid potential must be kept high to give V1 an adequate grid base; this sets an upper limit on the value of anode load which can be used and prevents full exploitation of the starvation circuit. In the compromise solution adopted by the author, the screen grid is operated at 40 volts and results are satisfactory provided that the input signals are reasonably small. If a long outdoor aerial is used, or in regions of particularly high field strength, it may be desirable to reduce the input to the detector. A convenient way of doing this is described later.

The required screen-grid potential of 40 volts is obtained in the following way. This potential is also that of the cathode of V2 and, for optimum results, V2 should consume approximately 12 mA. This gives the value of R_7 as $40/(12 \times 10^{-3}) = 3.3 \text{ k}\Omega$. The value of R_3 is now chosen to give a screen-grid potential of 40 volts. The value used by the author was $820 \text{ k}\Omega$ but others may find a slightly different value is required, dependent on the characteristics of the particular valve used as detector.

Gain Control

One of the difficulties of a circuit such as that shown in Fig. 1 is that of controlling gain. It is not possible to use a potentiometer in the coupling between the valves without upsetting operation of the starvation

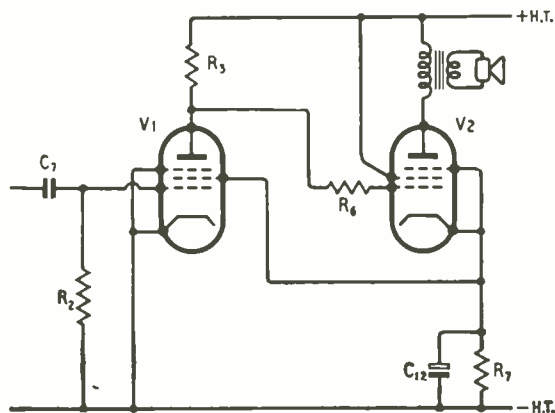


Fig. 1. Basic circuit of the receiver illustrating the starvation technique adopted.

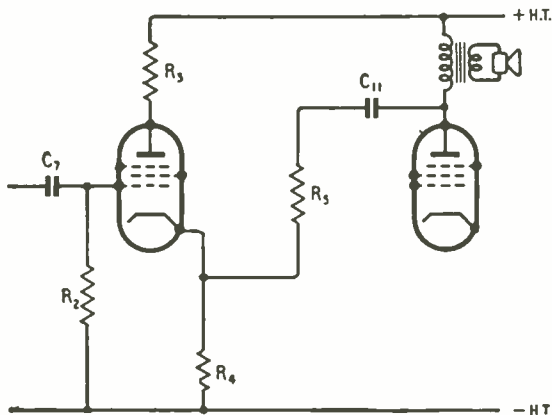


Fig. 2. Method of applying negative feedback without risk of instability.


Receiver

By S. W. AMOS,* B.Sc. (Hons.) A.M.I.E.E.

circuit. Practically the only form of gain control which can be used is one employing variable negative feedback. Such a method of gain control has the advantage that any gain in excess of that required at any moment is not "thrown away" in an attenuator, but is usefully employed in reducing distortion and improving loudspeaker damping.

Feedback gain controls usually have a number of disadvantages; for example their range is often inadequate, because the maximum degree of feedback is limited to a value which does not cause instability, and output volume cannot be reduced to zero. The circuit used in this receiver is free from these limitations; it was developed from the circuit shown in Fig. 2 in which a feedback potentiometer R_4R_5 is connected between the anode of V2 and the cathode of V1. This arrangement permits a very large degree of negative feedback without instability; in fact R_5 can be reduced to zero without provoking oscillation.

To give control of gain either R_4 or R_5 can be made variable. If R_4 is variable, it must have an inverse logarithmic law to give smooth control of volume; on the other hand if R_5 is variable this must have a logarithmic law to give smooth gain control. Accordingly R_5 is made variable and the circuit takes the form shown in Fig. 3. A further advantage of making R_5 variable is that, at the position of minimum gain, it effectively short-circuits the primary winding of the output transformer to give zero output from the receiver. However, the shunting effect of R_5 on the primary winding is undesirable at settings of R_5 other than near the minimum. This can be minimized by choosing the values of R_4 and R_5 in the following way. For reception of a reasonably strong signal the a.f. gain of the receiver averages approximately 1000. For such values of gain, the gain is determined by the constants of the feedback loop and is given approximately by R_5/R_4 . To keep the a.f. loss in R_5 reasonably



Translucent Perspex sheet was used for making the cabinet.

low, R_5 should preferably not be less than 100 k Ω (5 times the effective loudspeaker impedance at the primary winding). This gives the minimum value of R_4 as 100 Ω and a value of 140 Ω is used.

Maximum Gain

There now arises another difficulty. To obtain maximum gain from the receiver there should be no feedback when R_5 is set to its maximum value. This requires that the ratio of R_5 to R_4 should be large compared with the internal gain of the circuit (i.e., the gain in the absence of feedback). The internal gain is approximately 60,000 (150 from V2 and 400 from V1) and thus R_5/R_4 should preferably not be less than say, 300,000. Since R_4 is 140 Ω , R_5 must be 42 M Ω ! There is, however, no need for such a large value if the "free" end of R_5 is returned to h.t. negative as shown in Fig. 4. When R_5 is advanced to its maximum setting it now short-circuits R_4 thus removing feedback and giving maximum gain. R_5 can be a standard logarithmic volume control of 1 M Ω .

Finally the value of C_{11} must be determined. This must be fairly large because R_5 may be 10 k Ω or less at low volume settings and, if the reactance of C_{11} is comparable with this at low audio frequencies, an

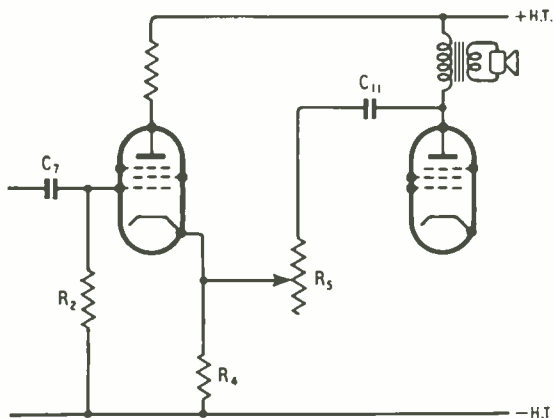


Fig. 3. First stage in the development of the feedback gain control.

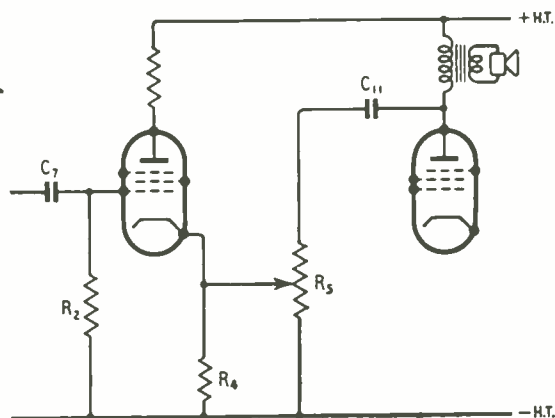


Fig. 4. Final circuit diagram of the feedback gain control giving maximum volume range.

accentuation of the lower audio frequencies results. To restrict any bass lift to less than 1 db at 50 c/s when R_2 is 10 k Ω , C_{11} must be greater than 0.6 μ F and a miniature 4- μ F electrolytic capacitor is used.

To keep the receiver simple it was decided to use only a single LC circuit for tuning. Such a simple tuning arrangement is, of course, incapable of giving good reception of weak signals when there are strong ones on the same waveband but, with the aid of reaction, it has proved capable of separating the two medium-wave signals in the London area without pressing reaction to the point of oscillation. For ease of operation it was decided to employ pre-set tuning, the Home or Light programmes being selected by a 2-way switch. This decision simplified the problem of coupling the aerial to the tuning circuit, for it is possible to connect the aerial to the "hot" end of the LC circuit *via* a fixed capacitor as shown in Fig. 5. Such simple coupling can be very effective in a circuit operating at fixed frequency but is unsatisfactory in

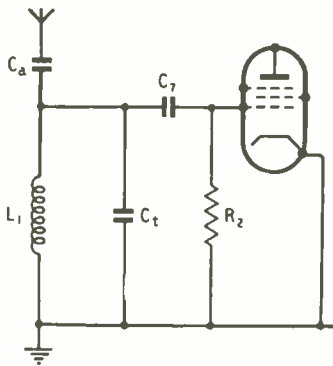


Fig. 5. Method of aerial coupling used in the receiver.

Fig. 6. Colpitts oscillator circuit from which the reaction circuit was derived.

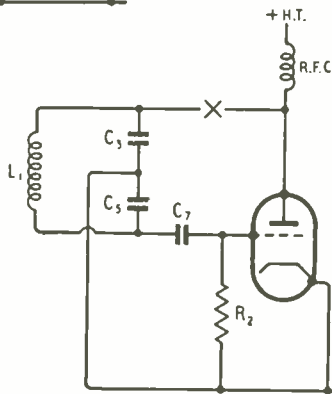
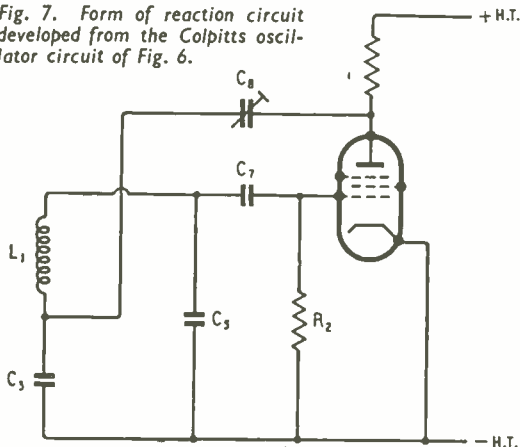


Fig. 7. Form of reaction circuit developed from the Colpitts oscillator circuit of Fig. 6.



receivers with variable tuning because gain and selectivity are greatly dependent on frequency and vary considerably over the band.

As shown in the appendix, the gain of an aerial coupling circuit of this type is given approximately by $C_a Q / C_t$ where C_a is the coupling capacitance, C_t is the tuning capacitance and Q is the reactance/resistance ratio of the inductor L_1 . Thus if C_a is an appreciable fraction of C_t , the gain is an appreciable fraction of Q . For example if $C_a = 50$ pF and $C_t = 200$ pF a gain equal to $Q/4$ is available. This is hardly a practical condition, however, for if C_a is 50 pF, the effective tuning capacitance is greatly affected by variations in aerial capacitance. Thus the calibration of the receiver tuning control is dependent upon the aerial constants and varies from aerial to aerial. It is particularly desirable that the tuning of the receiver should be substantially unaffected by changes in aerial constants, because adjustment of tuning is not so convenient as in a receiver without pre-set tuning. This condition can be achieved by making C_a small compared with the capacitance of the aerial itself; a value such as 10 pF is suitable. To achieve high gain with $C_a = 10$ pF, C_t must also be small, say 30 or 40 pF. To tune the Home Service (1088 kc/s in the Midland area, for which this receiver was destined) with such a small capacitance necessitates an inductor of approximately 700 μ H. Such a value was accordingly used. It enables the whole of the medium waveband to be covered with a capacitor of 120 pF maximum capacitance, and also has the advantage that the long-wave Light Programme (200 kc/s) can be tuned with a capacitor of 1000 pF.

Thus the medium-wave Home Service and the long-wave Light Programme are both tuned using the same inductor by simple selection of capacitors. The coil used (Osmor QIF1) is a standard component used in a 465 kc/s i.f. wavetrapp and gives an inductance range of 500 to 800 μ H by adjustment of the iron core. This inductance adjustment is used for tuning long waves (the 1000-pF capacitor being fixed) and the Home Service is tuned with an adjustable trimmer of 70 pF maximum capacitance. Since C_t is 1000 pF on long waves C_a should be approximately 200 pF to maintain the same gain as on medium waves. This is of the order of the capacitance of an aerial and thus no physical capacitance is necessary for long-wave coupling, the aerial being connected directly to the top of the coil. Variations in aerial capacitance are unlikely to affect the long-wave calibration because they will in general be small compared with the 1000-pF tuning capacitance.

Reaction Circuit

Reaction is usually obtained by use of an additional inductor closely coupled to the tuning inductor, but such a circuit is not suitable for use in this receiver because it requires a coil assembly which would need to be specially wound. It was decided therefore to use a reaction circuit which can be applied to a single untapped inductor such as that chosen for tuning purposes. The circuit adopted is derived from that of the Colpitts oscillator shown in its usual form in Fig. 6. A significant feature of this circuit is that oscillation is most vigorous when C_3 is equal to C_5 , the effective tuning capacitance being then $C_3/2$. The amplitude of oscillation can be controlled by a variable capacitor C_8 introduced at the point X and if this capacitance is reduced below a certain value, oscillation ceases,

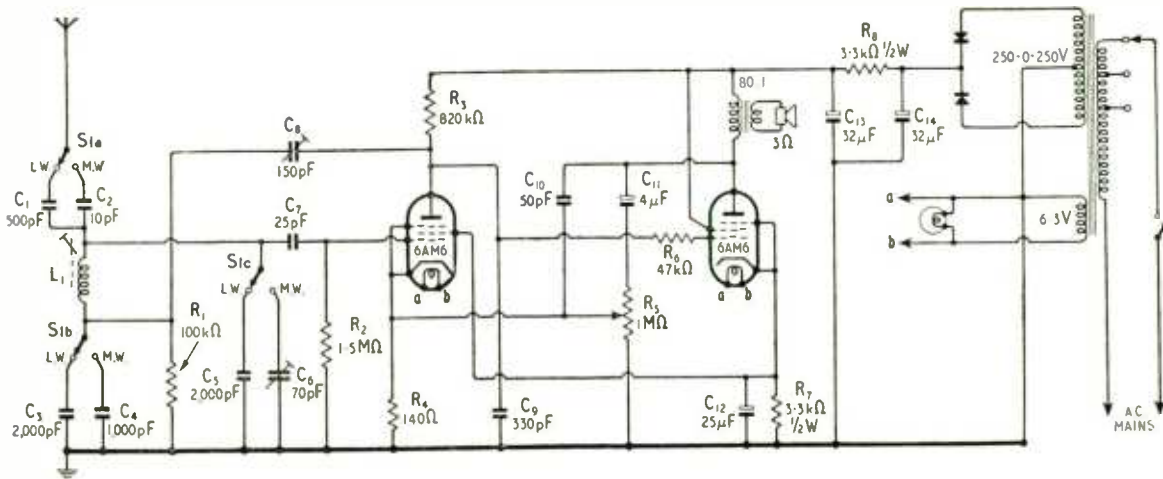


Fig. 8. Complete circuit diagram of the receiver for reception of one medium-wave and one long-wave signal. All resistors can be $\frac{1}{4}$ W unless otherwise specified.

the circuit then resembling that of a detector in which C_8 acts as a reaction control. This is precisely the circuit used for long-wave reception although in the complete circuit diagram it is drawn in the form shown in Fig. 7. C_3 and C_5 are both 2000 pF, giving the required effective tuning capacitance of 1000 pF. A maximum value of 150 pF is adequate for C_8 and adjustment of its value has no significant effect on tuning. The fact that C_3 and C_5 are both equal implies that only one half the signal developed across L_1 is applied to the detector.

As shown in the complete circuit diagram (Fig. 8), for medium-wave reception C_5 (2000 pF) is replaced by C_6 (70 pF maximum) and C_3 (2000 pF) by C_4 (1000 pF). If C_4 and C_6 were made equal C_8 would need to be very much smaller to control reaction on medium waves than on long waves. In a pre-tuned receiver it is desirable that the reaction control should not require readjustment after each operation of the station-selector switch. The value of C_4 is chosen to satisfy this condition as far as possible but the capacitance of C_8 required to give oscillation on medium waves increases as C_6 is decreased; this differs from the behaviour of the more usual reaction circuits. The large ratio of C_4 to C_6 ensures that nearly all the signal developed across L_1 is applied to the detector and it also enables the whole of the medium waveband to be covered by variation of C_6 alone. To cover the whole of the band C_6 should be 120 pF maximum; a value of 70 pF was used by the author to tune in the Midland Home Service. Medium-wave

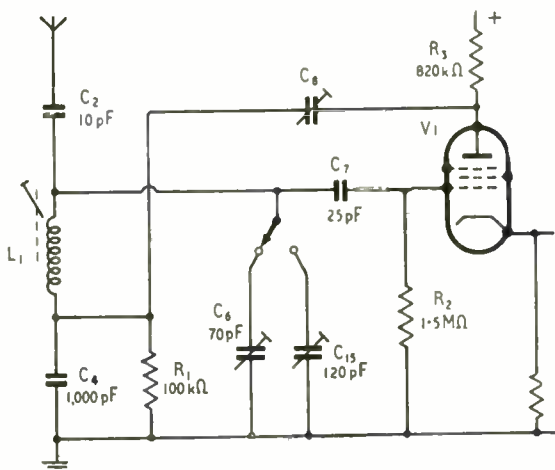


Fig. 9. Input circuit suitable for reception of two medium-wave stations.

tuning is substantially unaffected by operation of the reaction control.

A third section of the station-selector switch connects a 10-pF capacitor (C_2) in the aerial lead for medium-wave reception. If long-wave reception is not required there is no need for the 2000-pF capacitors or to change the series aerial capacitance and C_4 can be retained for both stations as shown in Fig. 9. As suggested in this circuit C_6 could be, say, 70 pF for a station near the high-frequency end of the band and C_{15} could be 120 pF maximum for a station at the other end. If the receiver is pre-tuned to two medium-wave signals of widely different frequencies, say one near 600 kc/s and the other near 1.5 Mc/s it may be desirable to have different values of C_4 for the two signals to give approximately the same degree of regeneration on both. A value of C_4 of 2000 pF is suitable for 600 kc/s and 500 pF for 1.5 Mc/s, a value of 1000 pF being suitable for 1 Mc/s as shown in Fig. 8. Approximate values of C_6 necessary for various frequencies are given in the table.

R_1 and C_1 are included in the circuit to provide some attenuation to 50-c/s signals from the aerial.

TABLE

Maximum wavelength in metres	Minimum frequency in kc/s	Maximum capacitance of trimmer required in pF
250	1200	25
300	1000	35
350	857	50
400	750	65
450	667	80
500	600	100
550	545	120

These values are based on an inductance of 700 μ H

Without R_1 , the tuning inductor has a high impedance to earth at 50 c/s and on long waves, when the aerial is in direct contact with L_1 , 50 c/s signals can be of sufficient amplitude to modulate a received signal. This trouble is not present to any extent on medium waves because of the very high reactance at 50 c/s of the series capacitor C_2 .

As mentioned earlier, in certain circumstances, results from a particular transmission may be unsatisfactory due to overloading of the detector. If this occurs the input can be reduced by decreasing the appropriate series input capacitor (C_1 or C_2).

In receivers with pre-set tuning it is advantageous to have equal volume from all stations; the station-selector switch can then be operated without necessity for subsequent volume readjustment.

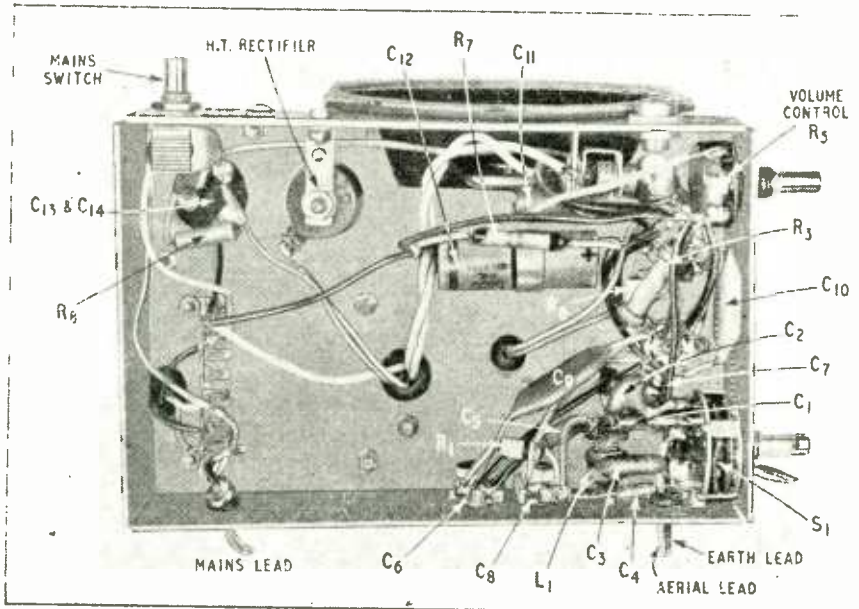

This can be achieved in this circuit by correct choice of values for C_1 and C_2 . If both transmissions give good signals, one being stronger than the other, the capacitor corresponding to the stronger of the two signals can be decreased until the volume obtained is equal to that from the other signal.

The only other points of note in the circuit are the capacitors C_9 and C_{10} which are for r.f. decoupling and the resistor R_8 which also provides some r.f. attenuation with the input capacitance of V_2 but which is primarily intended as a grid stopper.

A full-wave selenium rectifier is used to supply h.t. and the smoothing circuit R_7, C_{13}, C_{11} supplies 280 volts at 12 mA. Approximately 40 volts are lost across R_7 and the effective h.t. supply for V_2 is thus 240 volts.

The construction of the receiver is illustrated in the accompanying photographs. The four-sided chassis measures 7 inches by 4½ inches by 1½ inches and much of it is occupied

by the mains transformer which is rated at 250-0-250 volts 60 mA and has a single 6.3-volt i.t. winding. This is an unnecessarily generous rating for such a small receiver but this type of transformer (Electro-Voice Type 104E) is used because it is fairly small and readily obtainable. The selenium rectifier is a 250-volt 60-mA bridge type, a government surplus component type 280 LU997AW used here as a push-pull rectifier after removing the link joining the outermost tags. The current rating is again unnecessarily high and any push-pull rectifier rated for 250 volts and capable of supplying 12 mA will be satisfactory. The output transformer is a Goodmans Type 74/243. The station-selector switch and volume control are mounted on one end wall of the chassis, the on-off switch and



Plan view of chassis is shown above. The mains transformer is somewhat larger than it need be. On the left is the underside of chassis showing positions of most resistors and capacitors.

indicator lamp on the front, tuning and reaction controls being on the rear flange.

In setting up the receiver it is necessary to tune in the long-wave programme first, by adjustment of L_1 , and the medium-wave programme afterwards by adjustment of C_a . If possible the 6AM6 used for detection should be specially selected because some valves of this type tend to be microphonic and can set up continuous oscillation by acoustic feedback from the loudspeaker.

The cabinet illustrated was home-made of Perspex, and the internal dimensions are $8\frac{1}{2}$ in \times 6 in \times 5 in. The length of the chassis is thus $1\frac{1}{2}$ inches less than the corresponding dimension of the cabinet, this margin being necessary when the chassis is inserted in the cabinet to enable the controls on the end wall of the chassis to be fitted into the corresponding holes in the cabinet.

APPENDIX

The essential features of the aerial-coupling circuit are shown in Fig. 10 in which r and c represent the resistance and capacitance respectively of the aerial-earth system. Values of r and c commonly used in medium-wave dummy aeriels are 40 ohms and 200 pF. C_a is the coupling capacitor and r_L is the r.f. resistance of the inductor L_1 .

Maximum voltage is developed across C_t at the frequency at which the net inductance of L_1 , C_t and r_L resonates with the net capacitance C of c and C_a in series.

The impedance Z of the network L_1 , C_t and r_L is given by

$$Z = \frac{(j\omega L_1 + r_L)j\omega C_t}{j\omega L_1 + r_L + 1/j\omega C_t}$$

$$= \frac{j\omega L_1 + r_L}{1 + j\omega C_t r_L - \omega^2 L_1 C_t}$$

By rationalizing this expression we can show that the network is equivalent to a series circuit of inductance given by

$$L = \frac{L_1}{1 - \omega^2 L_1 C_t} \quad \dots \quad (1)$$

and resistance given by

$$R = \frac{r_L}{(1 - \omega^2 L_1 C_t)^2} \quad \dots \quad (2)$$

Since the inductance (1) resonates with the capacitance C we have

$$\frac{1}{\omega C} = \frac{\omega L_1}{1 - \omega^2 L_1 C_t}$$

from which

$$1 - \omega^2 L_1 C_t = \omega^2 C L_1$$

Substituting for $(1 - \omega^2 L_1 C_t)$ in (2)

$$R = \frac{r_L}{\omega^4 C^2 L_1^2}$$

Thus the circuit is equivalent to the simple series network shown in Fig. 11. The voltage gain of this circuit is equal to the quotient of the reactance (of the inductance or the capacitance) and the resistance, thus

$$\text{Gain} = \frac{1/\omega C}{r + r_L/\omega^4 C^2 L_1^2}$$

If practical values are substituted for the symbols in this expression it is found that r is normally small

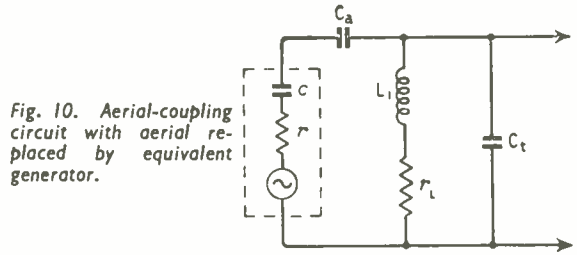


Fig. 10. Aerial-coupling circuit with aerial replaced by equivalent generator.

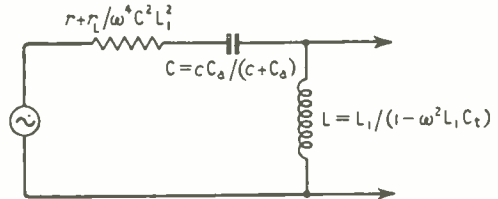


Fig. 11. Simple series circuit equivalent to the network of the previous figure.

in comparison with the other term in the denominator. If r is neglected the gain is given approximately by

$$\text{Gain} = \frac{\omega^2 C L_1^2}{r_L}$$

Now r_L is given by $\omega L_1/Q$ and substituting for r_L we have

$$\text{Gain} = \omega^2 C L_1 Q$$

which shows that the gain is proportional to the square of the frequency. It thus varies in the ratio 9:1 over the medium waveband.

C_a is made small compared with c in order to make the calibration of the receiver substantially independent of variations in c . For such values of C_a the frequency of maximum gain is approximately the resonance frequency of L_1 and C_t . Thus $\omega^2 L_1$ may be replaced by $1/C_t$ and we have

$$\text{Gain} = \frac{CQ}{C_t}$$

If C_a is small C is approximately equal to C_a . Hence

$$\text{Gain} = \frac{C_a Q}{C_t}$$

which is the result used in the text.

“DECADE COUNTER”

Correction

An error unfortunately appeared in this article in the May issue. In Fig. 2 the second feedback path should go from the anode of V2 in the fourth stage to the grid of V1 in the third stage. Then, in the right-hand column of page 235 the section beginning 20 lines from the top, “This time, a negative pulse . . .” should be deleted to the end of the paragraph and be replaced by the following: “The third stage remains in this condition (the original state) for only a fraction of a microsecond because this transition causes a reversal of itself. The negative transient produced when the third stage is triggered by the second stage switches stage four through a half-cycle of its operational cycle. A positive pulse is thereby returned to point “C” of the third stage, re-triggering it extremely quickly. So brief was the excursion of the third stage to its original state that insufficient pulse energy is delivered to the second stage via the feedback path to cause any disturbance.”

Recording Low Frequencies on Magnetic Tape

By D. W. THOMASSON, A.M.Brit., I.R.E.

The Application of Pulse Code Techniques

NOT many years ago it used to be said that the upper frequency limit of a tape recording system was approximately one kilocycle per inch of tape speed. Today, with responses sensibly flat to 15 kc/s at a speed of 7½ inches per second, this is no longer true. There has been no comparable development at the other end of the frequency range, however, the "hum barrier" at 50 c/s still setting a limit to low frequency response in most cases.

The difficulty arises from the small output given by the playback head at low frequencies, typical figures being 200µV at 50 c/s and 100µV at 25 c/s. Since 1.5µV effective input hum represents good performance in an amplifier with an a.c. heater supply, the signal/hum ratio cannot exceed 40 db, and even when a d.c. heater supply is used hum pick-up imposes a serious limitation. At lower frequencies the problem of obtaining high gain without instability sets the ultimate limit.

For recording the very low frequencies involved in some types of scientific and industrial measurement, a pulse code method can be used. Two systems are employed in apparatus introduced by Messrs. Rudman, Darlington (Electronics), Ltd., Clyde Works, Lichfield Road, Wednesfield, Wolverhampton, Staffs., one covering the 0-150 c/s range with manual setting of the d.c. level (tape speed 3½ inches per second) and


the other covering the 0-250 c/s range with fully automatic d.c. maintenance (tape speed 7½ inches per second).

The first method uses pulse interval modulation, Fig. 1 (a). The pulses are of uniform length and amplitude, varying only in their separation, and they are converted by a charging circuit into triangular pulses having a mean level that follows the modulation. The coding frequency component is filtered out, leaving the original input signal.

It will be appreciated that, while the system is unaffected by a reasonable degree of hum and noise superimposed on the code signal, any variation in tape speed alters the d.c. level at the output, and provision is therefore made to balance out any spurious d.c. component by manual adjustment. A very good performance in respect of wow and flutter is essential and the tape drive used has a maximum variation of only 0.2 per cent at 3½ inches per second, giving a negligible disturbance of the output signal. A second recording channel on the same tape deals with higher frequencies up to 6 kc/s using orthodox techniques.


While this method of coding allows maximum tape economy, it was recognized that there is a need for a system in which the d.c. component is maintained without manual adjustment, and the second method meets this need. In this case all low-frequency stages are of balanced d.c.-coupled form, allowing a higher input sensitivity, and the coded signal conveys two information channels, each represented by a set of time intervals, Fig. 1 (b). With zero input voltage all the time intervals are equal and the twin decoders pass equal voltages to the balanced output. With any other input voltage level one interval is increased, the next decreased, and so on, the decoder signals becoming unequal by a corresponding amount. The output is proportional to the difference in the two time intervals divided by their sum, and since all the intervals change in

(Continued on page 549)



Twin-channel pulse coded strain gauge magnetic recorder, for use in aircraft.

Right: Fig. 1. (a) Simple pulse time system (b) push-pull system giving modulation amplitude independent of tape speed.



the same proportion when the tape speed is altered the recording can be played back at any speed without altering the output voltage levels.

The more complex waveform of the coded signal makes heavier demands on the actual recording process and it is interesting to note that the success of the system largely depends on the improvement in high frequency response which has already been mentioned.

Both methods are of especial interest in strain gauge and vibration testing, but can be applied in many fields where pen recorders are usually employed. Recordings can now be inspected and selected before transfer to paper and the time scale can be changed

by alteration of the tape speed if it is necessary to ease the demands made on pen recorder performance.

Another interesting application arises in connection with the flight testing of aircraft. The equipment illustrated is used for flight testing jet engines, and is designed to minimize the effect of the aircraft's movements. If the recorder cannot be mounted in the aircraft the second coding system can be used to provide a telemetering system that is unaffected by the signal fading which is inevitable over air-to-ground paths. The technique is likely to be of even greater interest soon, as current development work is aimed at recorders giving four or eight independent channels on a single tape.

LEIPZIG FAIR

Impressions of Eastern European Radio Products

By V. A. SHERIDAN, A.M.I.E.E.*

COMMENCING with the ordinary domestic radio receivers, these were being exhibited in profusion by most East European countries. In appearance and performance they are not unlike ours. Radio-gramophones, however, were few and far between and certainly had no automatic record changers. Generally, all receivers are of the table type, housed always in wooden cabinets.

Of television receivers, I only saw the East German product being demonstrated. The sets are of the table type and are fitted with an approximately 8-inch tube. The brightness is very poor and the picture can only be viewed in complete darkness. Also there is a distinct flicker present obviously due to insufficient persistence of the screen material. The definition is good, as would be expected from the 625-line system. The only other exhibitors of television receivers were the U.S.S.R. who are showing 9-inch table models. These sets were not being demonstrated.

The German radio receivers are priced between 300 and 400 marks. It is difficult to translate this into our currency as the official rate of exchange is 6.20 marks to the pound. I think the West German rate of 12 marks to the pound does give a fair comparison in relation to the people's income. Television sets are priced at 1,300 marks. Needless to say, the popular demand for these sets is negligible.

The valves are much of the same design as ours; that is the all-glass construction with bases similar to our B7G and B9A. The main difference is that the contact wires are fitted with shaped sleeves soldered on to the wires. This results in a rather more positive grip in the valve holder itself and dispenses with valve retainers. Specialized valves such as magnetrons and klystrons, etc., were also exhibited. Crystal diodes and transistors were conspicuous by their absence.

Cathode-ray tubes displayed were of the all-glass design as well as the metal-glass construction. A wide range of oscilloscope tubes of the single and double-beam variety were exhibited.

In the component field a very wide range was shown. The makes known before the war are being produced under new names, as practically all firms

have been nationalized, and are called People's Owned Works.

The general range and design is much the same as ours. However, nearly all paper capacitors employ the metallized paper process, resulting in very neat and small units. Carbon resistors are all of Grade I type and are made from 1/20th watt to 2 watts. I have brought back some samples and find they are equal to the best British ones whilst their price is about 1/5th of what we pay here. Furthermore, they supply a precision-type high stability resistor with 0.5 per cent limits. For high resistance values they have a so-called "colloidal" type. I was assured by the chief research engineer of one of the firms concerned that they do not employ a colloidal graphite coating. The standard values are up to 10^{10} ohms, whilst small quantities can be supplied up to 10^{12} ohms. They claim that a maximum voltage of 1,000 volts d.c. can be applied. The resistors are contained in evacuated glass envelopes.

A wide range of rotary switches are available. The makers of one type claim a maximum contact resistance of 20 milliohms. I confirmed this value on a sample. However, by applying a contact oil the value dropped to 5 milliohms. This value was maintained after 3,000 operations.

Components which employ much metal are not of the standard which we are accustomed to. This is due to the acute shortage of all raw materials in Eastern Germany. For instance, brass will be used instead of copper wherever possible, in order to save the copper. It must be borne in mind that the whole economy is working under typical wartime conditions throughout.

Regarding instrumentation, not only did the East Germans show a wide range, but also the Russians, the Czechs and the Hungarians. The equipments cover the entire range from indicating instruments up to equipment for the measurement of centimetre waves.

The general appearance and finish of the East German instruments is very good. In particular they have developed excellent designs of dials, resulting in a very clear indication. The dial rotates according to the multiplier setting, permitting up to eight ranges, thus completely eliminating reading errors.

* British Physical Laboratories.

Some Electrical Theorems

Their Practical Utility

By W. TUSTING

TEXTBOOKS of the more mathematical kind abound in theorems having more or less high-sounding names. The ordinary man is apt to pass over such matters as being difficult and of little practical value. In this, however, he is quite wrong, for some of them are not at all hard to understand or to remember and they are of considerable utility. Apart altogether from their mathematical applications they sometimes help considerably to an understanding of circuits.

Thévenin's Theorem

One of the best-known of such theorems is the one commonly known as Thévenin's theorem. This states that any linear network, no matter how complex, containing any number of sources of e.m.f. is, when regarded from any pair of terminals, equivalent to an impedance in series with an e.m.f.; the impedance is that measured between those terminals with all internal sources of e.m.f. short-circuited and the e.m.f. is the open-circuit voltage at those terminals.

This sounds very difficult, but a few simple examples will make it clear. Suppose the network comprises a potential divider R_1 and R_2 connected to a battery E as shown in Fig. 1. The impedance measured between the terminals with E short-circuited (if one were making a real measurement instead of an imaginary one, one would naturally remove the battery and short-circuit the terminals to which it had been connected, just to avoid destroying the battery!) is clearly R_1 and R_2 in parallel. Call it

$$R = \frac{R_1 R_2}{R_1 + R_2}$$

The voltage measured across the terminals on open-circuit (that is, with no current-consuming device connected to them) is plainly

$$V = E \frac{R_2}{R_1 + R_2}$$

The equivalent circuit is thus Fig. 2(b) and it is in every respect identical in performance with the more complex original (a).

A numerical example may help here. Suppose E is 250 V, the h.t. line of a receiver, and R_1 and R_2 form a potential divider to provide a lower voltage supply; suppose R_1 is 100 k Ω and R_2 is 25 k Ω . Then $V = 250 \times 25/125 = 50$ V, and $R = 100 \times 25/125 = 20$ k Ω . The supply obtained in this way is exactly the same as one obtained from a 50-V source through a 20-k Ω resistor.

The theorem holds for a.c. as well as d.c., but the voltage may then become frequency dependent. Consider Fig. 2(a) in which a resistor R and a capacitor C are connected to an a.c. generator e . Applying

Thévenin's theorem gives (b) the internal impedance being R and C in parallel. The generator voltage is

$$v = e \frac{1/j\omega C}{R + 1/j\omega C}$$

and this varies in magnitude and phase with the frequency.

The theorem is quite valid under this condition but is less useful. In this particular example there is really no point in using the theorem at all, for it tends to complicate matters rather than to simplify them. However, with a circuit like Fig. 3(a) its use is very helpful if it is applied discriminatingly.

The thing to do here is to disregard C for the time being. Then apply the theorem to e and the resistors only. This bit of the circuit is the same as Fig. 1(a) and has the equivalent of Fig. 1(b). We now put back

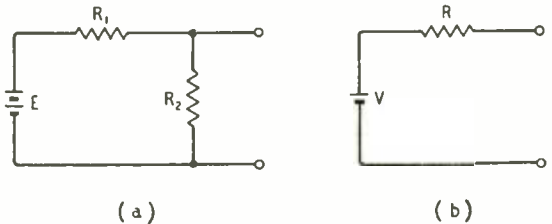


Fig. 1. Simple potential divider and battery (a) and its Thévenin equivalent (b).

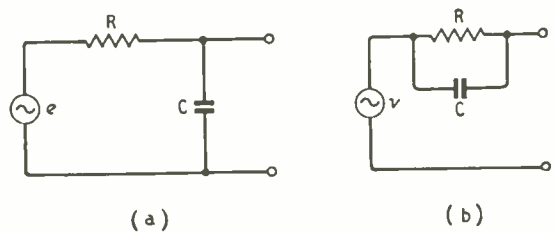


Fig. 2. An a.c. generator with an RC circuit (a) can be transformed to (b) but in this case there is rarely much advantage in doing so.

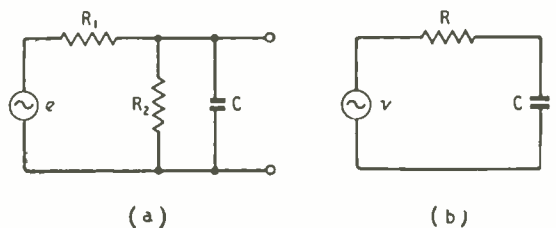


Fig. 3. An RC circuit of form (a) can be advantageously transformed to (b).

the capacitor and get Fig. 2(a) and draw it again as Fig. 3(b) where

$$v = e \frac{R_2}{R_1 + R_2} \text{ and } R = \frac{R_1 R_2}{R_1 + R_2}$$

The theorem can be applied in reverse. In Fig. 4(a) is shown a resistance-coupled stage, which might be the sync separator of a television receiver. The required value of R_a might be 10 kΩ and we might wish to operate the stage from a 20-V supply whereas the h.t. line might be 200 V. The natural thing to do is to make $R_a = 10$ kΩ and to obtain the 20-V supply by a potential divider $R_1 R_2$ as in Fig. 4(b) and this is necessary if decoupling as provided by C is needed. If it is not, we can leave off C. We can then apply Thévenin's theorem to $R_1 R_2$ and get Fig. 4(c) and we can see that to keep the load on the valve at 10 kΩ we shall have to reduce R_a by the value of R.

It now becomes obvious that there is a redundant resistor, for if R is made 10 kΩ and V is made 20 V, R_a can be dispensed with and the potential divider itself becomes the load. This is shown at (d). For our figures we have

$$20 = 200 \frac{R_2}{R_1 + R_2} \text{ and } 10 = \frac{R_1 R_2}{R_1 + R_2}$$

so
$$\frac{R_2}{R_1 + R_2} = \frac{1}{1 + R_1/R_2} = \frac{1}{10} = \frac{10}{R_1}$$

and
$$R_1 = 100 \text{ k}\Omega,$$

$$R_1 R_2 = 9, \quad R_2 = 11.1 \text{ k}\Omega$$

This form of circuit, in which the load and voltage-droppers are combined in potential-divider form is sometimes used in television receivers. It is a bit puzzling when first met but is easily unravelled with the aid of Thévenin's theorem.

Norton's Theorem

One could go on quoting examples of the application of Thévenin's theorem indefinitely but enough has been said to show its utility and the time has come to turn to another—Norton's theorem. This is a very similar one and states that any network, containing any number of sources of e.m.f. is, when regarded from any pair of terminals, equivalent to an impedance in shunt with a current generator of infinite internal impedance; the impedance is that measured between those terminals with all internal sources of e.m.f. short-circuited and the current is the current which will flow between the terminals when they are short-circuited.

Let us apply this to the circuit of Fig. 5(a), which is the same as Fig. 1(a). The impedance measured at the terminals is

$$R = \frac{R_1 R_2}{R_1 + R_2}$$

as before, and the equivalent circuit is Fig. 5(b) where I is the current generator. The short-circuit current in (a) is E/R_1 and this is the value of I in (b).

Norton's theorem is much less used than Thévenin's in this general sense, but it is very widely used in connection with pentode valves. The ordinary equivalent circuit of a valve is of the form of Figs. 1(b) or 3(b) and is expressed like Fig. 6(a). By the use of Norton's theorem it can be put in the form of Fig. 6(b) which is equally known. The resistance is the same in both. In (a) the short-circuit current is

$\mu v_g/r_a = g_m r_a$, which is the current generator of (b). It is only because we commonly write μ/r_a as g_m , the mutual conductance, that we do not always recognize (b) as a transformation by Norton's theorem of (a).

Star-Delta Theorem

Another very useful theorem is that commonly known as the star-delta theorem, but also called the T-delta, T-Δ, or T-π theorem. Any three impedances in the

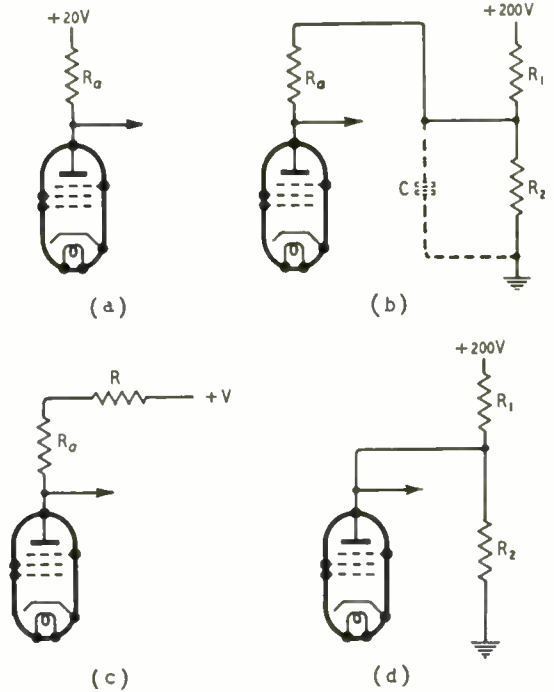


Fig. 4. A valve with a load R_a which requires a low h.t. voltage as in (a) might be used with a potential divider $R_1 R_2$ when the supply is of high voltage. The Thévenin transformation is (c) and shows there is an unnecessary resistance and so the final circuit can be reduced to (d).

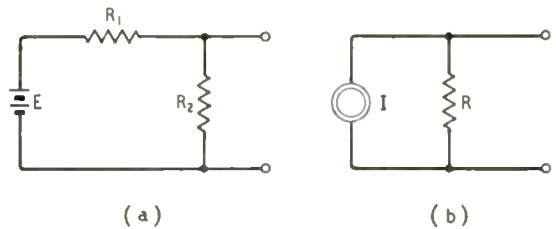


Fig. 5. By Norton's theorem these two circuits are equivalent.

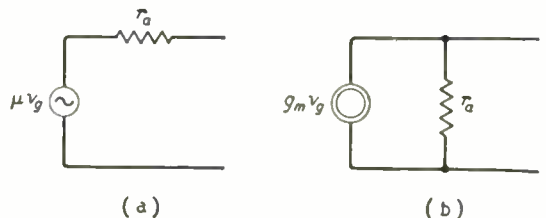


Fig. 6. Norton's theorem in the case of a valve: (a) is the circuit commonly used to represent a triode and (b) that used for a pentode.

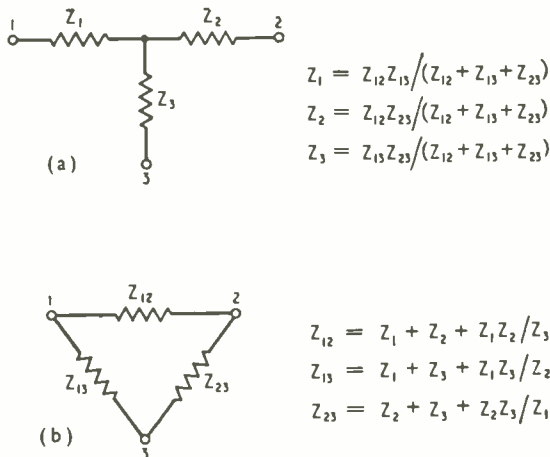


Fig. 7. The star and delta networks shown here are identical if the impedances have the relations shown.

star or T form of Fig. 7 (a) can be transformed into three different impedances in delta or π form as shown at (b) or, of course, vice versa. The relations between the impedances are given in the figure. If the network is symmetrical (i.e., $Z_1 = Z_2$ or $Z_{13} = Z_{23}$) the relations simplify considerably.

There are many uses for this equivalence. One simple one is in attenuators, perhaps for a television aerial feeder. In such a case, the values for a star might be $Z_1 = Z_2 = 59 \Omega$ and $Z_3 = 14.6 \Omega$, values which would give 20-db attenuation for a feeder impedance of 72Ω . It might well happen that one had no suitable resistors available and the delta equivalent might be more convenient. From Fig. 7,

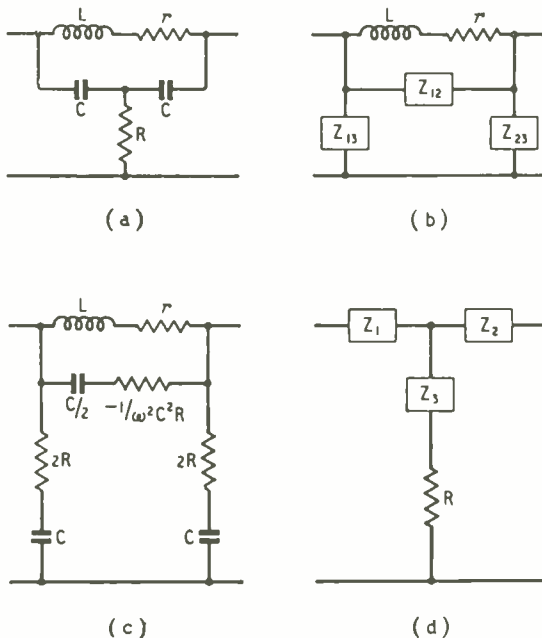


Fig. 8. Application of star-delta theorem to a bridged-T network (a). The star of C and R is transformed to a delta (b) and gives the result (c). Alternatively, the delta of L, r, C can be transformed to a star as in (d).

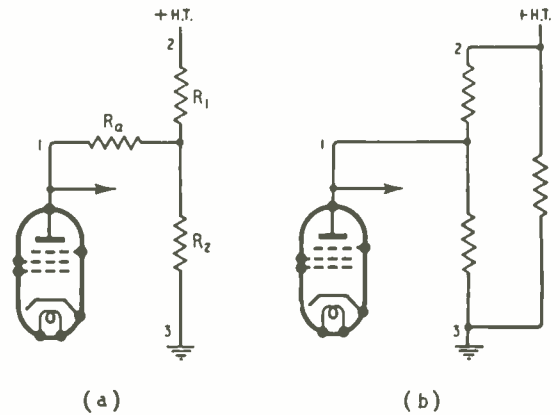


Fig. 9. The application of the star-delta theorem to the problem of Fig. 4. The star of (a) transforms to the delta of (b) and at once shows up the redundant resistance.



Fig. 10. Basic 4-terminal network.

this would call for $Z_{12} = 59 + 59 + 59^2/14.6 = 358 \Omega$ and $Z_{13} = Z_{23} = 59 + 14.6 + (59 + 14.6)/59 = 88.2 \Omega$.

The star-delta theorem is often of great use theoretically in simplifying things. This is especially the case in bridged-T networks. The circuit of Fig. 8(a) without the resistance R is a simple parallel resonant circuit which might be used as a rejector. The inductance L has losses which are represented by the series resistance r and it is tuned by the two capacitors C in series having the total value C/2. At resonance the circuit behaves as a high resistance of value $2L/Cr$, the dynamic resistance.

When R is added, it is possible to make it behave as though the dynamic resistance were infinite. Physically, some current passes through L and r and some through the T network C, R, C. By the adjustment of the components, the currents at the output can be made equal and opposite. The conditions are most easily determined by using the star-delta transformation, which can be applied in two different ways. The first is to transform the star of two capacitances and one resistance to a delta (b). We get

$$Z_{12} = 2/j\omega C - 1/\omega^2 C^2 R$$

$$Z_{13} = Z_{23} = 1/j\omega C + 2R$$

and can re-draw the circuit as Fig. 2(c). This is an exact equivalent of (a) but is not physically realizable in this form because it includes a negative resistance $-1/\omega^2 C^2 R$. From this, one can write down at once the conditions for resonance and infinite attenuation as

$$\omega^2 LC/2 = 1$$

$$\text{and } r = 1/\omega^2 C^2 R$$

$$\text{or } R = L/2Cr$$

The alternative way of applying the transformation is to turn the delta of L, r and the capacitors into a star as in Fig. 8(d). In this particular case, this is not such a good transformation as the first, because

the expressions for the star impedances turn out to be more complex than those for the delta impedances of (b).

Wherever such alternatives for transforming a circuit exist, it is quite usual for one to be simpler than another and one naturally chooses this one.

The star-delta theorem can be applied to the valve problem of Fig. 4 and, although it is not so useful as Thévenin's in this instance, it does show up more clearly the redundancy of one of the resistors in Fig. 4(b). The circuit is repeated in Fig. 9(a) and the three resistors form a star which can be replaced

by a delta formation as in (b). It is at once obvious that one resistance R_{23} comes straight across the h.t. supply and performs no useful function. We can remove it, therefore, which is the same as making it infinite and the equations of Fig. 7 show that when Z_{23} is infinite Z_1 is zero. In Fig. 9(a), R_a is the Z_1 component and becomes zero. We end up then with the simple potential divider.

In this instance, the star-delta theorem is less useful than Thévenin's because it does not include the supply voltage and so does not permit us to calculate component values for particular conditions.

Equivalent Circuit Theorem

There is a theorem which states that any two circuits are equivalent if their open- and short-circuit impedances are the same. It applies to four-terminal networks, shown diagrammatically in Fig. 10. The open-circuit impedances are the impedances between 1 and 2 when 3 and 4 are open and between 3 and 4 when 1 and 2 are open. The short-circuit impedances are the impedances between 1 and 2 when 3 and 4 are shorted and between 3 and 4 when 1 and 2 are shorted. By the application of this theorem it is possible to prove a whole series of equivalent circuits for the transformer, some of which are of great utility. No less than ten such equivalents are shown in Fig. 11.

These circuits are all exact equivalents and the basic arrangement is shown in Fig. 11(a), a primary coil L_p and a secondary coil L_s having mutual inductance M between them. In the equivalents, the transformer shown in a dotted box is an ideal one which serves to preserve the d.c. isolation and to provide a voltage transformation ratio. It has no other

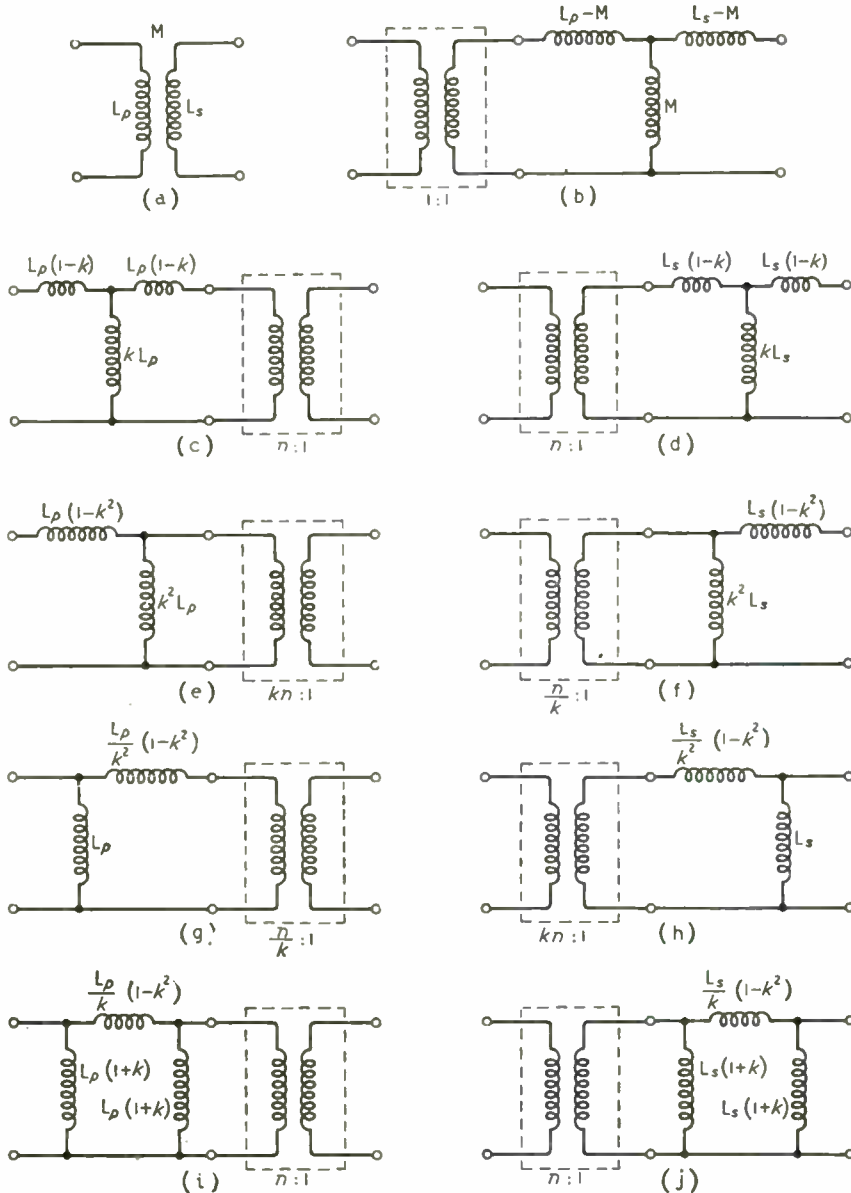


Fig. 11. Ten equivalent circuits for a transformer are shown here. The ideal transformer, surrounded by a dotted box, provides the turns ratio and d.c. isolation but has no other characteristics. The coupling coefficient is $k = M/\sqrt{L_p L_s}$ and the ratio of the primary/secondary turns is nominally n ; actually $n = \sqrt{L_p/L_s}$.

WHERE $n = \text{RATIO } \frac{\text{PRIMARY}}{\text{SECONDARY}} \text{ TURNS} = \sqrt{\frac{L_p}{L_s}}$
 AND $k = \text{COUPLING COEFFICIENT} = \frac{M}{\sqrt{L_p L_s}}$

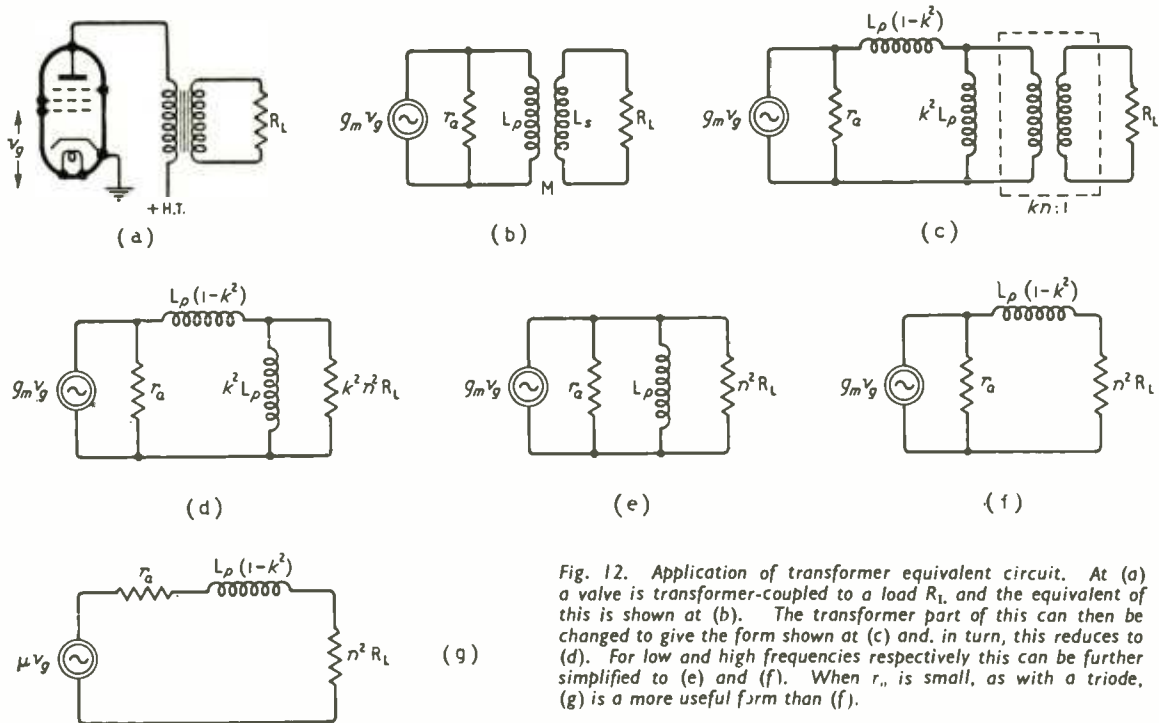


Fig. 12. Application of transformer equivalent circuit. At (a) a valve is transformer-coupled to a load R_L , and the equivalent of this is shown at (b). The transformer part of this can then be changed to give the form shown at (c) and, in turn, this reduces to (d). For low and high frequencies respectively this can be further simplified to (e) and (f). When r_a is small, as with a triode, (g) is a more useful form than (f).

characteristics. The other inductances represent the other characteristics of the real transformer. In these equivalents k is the coupling coefficient of the real transformer and equals $M/\sqrt{L_p L_s}$ while n is $\sqrt{L_p/L_s}$ and is usually the turns ratio of the real transformer. The true definition is $\sqrt{L_p/L_s}$, however, and there are cases where the two are not quite the same.

Some writers make great use of the symmetrical forms of circuit (c) and (d) but the others are often simpler and, in particular, (f) is a very convenient one.

These circuits are of considerable help when one wishes to determine transformer characteristics by measurement. From Fig. 5(f), for instance, it is obvious that if one measures inductance at the secondary terminals one measures L_s with the primary open and $L_s(1-k^2)$ with the primary shorted, and from the two k can be determined. From Fig. 5(e) similar measurements on the primary give L_p and $L_p(1-k^2)$, from which k can again be determined. Then, knowing L_p and L_s , n can be found.

One great use of these equivalent circuits is the way in which they make important factors almost obvious instead of being determinable only after a lengthy calculation. For example, suppose a valve is coupled to a load resistor R_L as in Fig. 12(a). We replace the valve by its Norton equivalent circuit, and the equivalent circuit becomes (b). We now use the transformer equivalent of Fig. 11(e) and get (c) and then transfer the load R_L from the secondary to the primary of the ideal transformer where it takes the value $k^2 n^2 R_L$, as in (d).

It is at once obvious that $k^2 L_p$ will rob $k^2 n^2 R_L$ of current, for it comes in shunt with it, while $L_p(1-k^2)$ will cause a voltage drop, since it comes in series. In practice, in a.f. applications k^2 is very nearly unity and $L_p(1-k^2)$ is consequently very small compared with $k^2 L_p$. Because of this, the former has a negligible effect at low frequencies and the latter is negligible at high frequencies.

The circuit can thus be further simplified to the

equivalents (e) and (f) of Fig. 12, which are valid respectively for low and high frequencies only. If r_a is large compared with $n^2 R_L$, it can usually be neglected. If it is not large, the Thévenin equivalent is better than the Norton at high frequencies and (f) can be changed to (g).

It is plain from (e) that the frequency response at low frequencies depends only on the relation of L_p to the value of r_a and $n^2 R_L$ in parallel and that at the lowest frequency $f(= \omega/2\pi)$ we must have ωL_p large enough compared with this resistance for it to shunt it negligibly. It is equally clear from (g) that the leakage reactance at the highest frequency must be small compared with $r_a + n^2 R_L$; if it is not, it will reduce the current.

If the lowest and highest frequencies are fixed, L_p must be fixed by low-frequency requirements and $L_p(1-k^2)$ by high frequency, which means that k is fixed by the high-frequency needs. More strictly, k is fixed by the bandwidth required.

The use of the transformations brings out the important factors very simply and clearly without the use of appreciable mathematics. From (e) and (g) it is easily possible to write simple equations expressing the performance from which numerical values can be obtained.

REPRINTS OF ARTICLES

After being temporarily out of stock, the following reprints of articles from *Wireless World* are once again available from our Publishers:—

"Communications Receiving Equipment"—inc. ex-R.A.F. R1155	1s
"A Modern Crystal Set", B. R. Bettridge	6d
"Quality Superheterodyne", S. A. Knight	6d
"Receiver Alignment Equipment",—oscilloscope and wobulator, M. G. Scroggie	9d
"Sensitive T.R.F. Receiver", S. W. Amos and C. G. Johnstone	1s

(postage on each reprint is 1½d)

LETTERS TO THE EDITOR

The Editor does not necessarily endorse the opinions expressed by his correspondents

Output Stage Performance

IN a description of the Osram 912 amplifier given in the September issue (page 430), it is stated that the output circuit is a compromise between pentode and triode operation as far as efficiency and harmonic distortion are concerned.

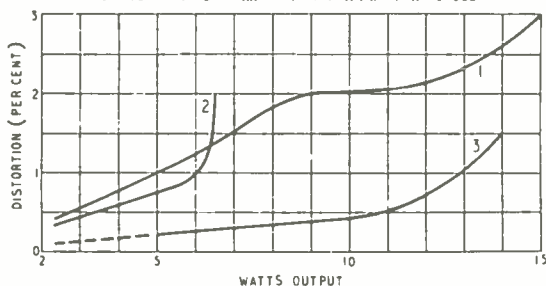
The object of employing the "ultra-linear" circuit in the Osram 912 is to provide virtually the same efficiency and power as pentode-connected valves, but a distortion lower than that of either pentodes or triodes at their respective full outputs.

Some data relevant to the Osram N709 valves specified for this circuit are as follows:

	Pentode	"Ultra-linear"	Triode
Anode input, per pair	33.4	31.5	25.2 watts
Output power	15	14	6.5 watts
Distortion, full output	3	1.5	2 per cent
Distortion 6.5 watts approx.	1.5	0.25	2 per cent
Output impedance	38,000	9,000	4,000 ohms
Grid-to-grid input voltage	14	18	18 (r.m.s.)

The accompanying curves enable a comparison to be made at other power levels. These results are for the output stage alone, without external feedback.

	ANODE SUPPLY VOLTAGE	BIAS RESISTORS
1. PENTODE	290	220 Ω
2. TRIODE	315	330 Ω
3 "ULTRA-LINEAR"	315	270 Ω



Other valves, such as the KT66, also work well in the circuit.

The output transformer is connected to the anodes and screens and not to the cathodes as stated.

GRAHAM WOODVILLE.

The M.O. Valve Co., Ltd.

"Inexpensive 10-Watt Amplifier"

WITH reference to the second part of E. F. Good's letter in your October issue concerning "the obstinate refusal to adopt the tertiary feedback-winding system" as used in P. J. Baxendall's amplifier, I would suggest the reason why this amplifier did not become as famous as others such as the Williamson is not connected in any way with the method of obtaining feedback, but because of the use of beam-tetrodes in the output stage.

With the tetrode output and about 40 db negative feedback the Baxendall amplifier has roughly the same distortion as triode output types, such as the Williamson, on a resistive load.

With a variable impedance device such as a loudspeaker, the load presented to the output valves rises to a high value at the high audio frequencies, and also at the bass resonant frequency. With a triode-output stage and to a lesser extent with the triode-tetrode connected type, any increase in load above the

nominal causes a reduction in distortion; but with the tetrode or pentode a violent increase in third harmonic results. Negative feedback only reduces distortion by a given factor ($\times 100$ for 40 db) and does not eliminate the cause.

Mr. Baxendall states that when his amplifier was tested on a loudspeaker load, "a several times increase in distortion of the output voltage occurred due to the non-linearity distortion in the current drawn by the loudspeaker" (*W.W.*, Jan., '48). I am not so sure that all the blame for this can be attributed to the speaker.

I will admit that the RC network across the primary of the output transformer in the Baxendall amplifier keeps the load reasonably constant with increase of frequency, but this does not alter the situation at the l.f. end. I am also surprised that the new Mullard amplifier circuit contains no such load correctors.

From the above reasoning it seems that to get equivalent performance to a triode from a tetrode or pentode output stage on loudspeaker load, considerably more feedback is required than is apparently necessary from comparative tests on resistive loads. This, of course, is not practicable with a single-loop feedback circuit. A multiple-loop feedback arrangement, including one loop in the output stage, by triode-tetrode connection, seems to be the best answer to the problems of size, weight, and heat developed.

A further advantage of the multiple feedback loop system is that those unpleasant peaks outside the audio band can be avoided. The rise in response below 10 c/s with the Williamson circuit is the main reason why the complication of an additional mains transformer and smoothing system is necessary for the h.t. supply to auxiliary apparatus.

Aldeburgh, Suffolk.

JOHN BRIGHTON.

"Why Lines?"

AS one who has long been interested in Lissajous scanning and who recently has spent considerable time observing television pictures produced in this way, you may imagine my surprise at seeing this article in your August issue. Why lines, indeed?

As I read further through the author's list of supposed advantages, and the Editor's list of probable difficulties, I noted that he, too (as I) had failed to anticipate a major objection to the scheme. Here is a short account of the work which brought this to light.

The possibility of producing television signals with essentially no geometrical distortion is very attractive for various industrial applications. The simplicity of the equipment (which appealed so much to Mr. Hughes) had made the idea appear very promising. Hence we constructed four sine-wave amplifiers to drive the horizontal and vertical deflection coils of a flying-spot scanner and monitor kinescope and used separate audio oscillators, set at approximately 11,350 c/s and 15,250 c/s. It at once became evident that the phasing was very critical, in order to avoid a double image due to mis-register between the forward and reverse scans. It also turned out that the frequencies must be held very nearly correct to prevent the pattern from degenerating into a lower-order coarse pattern or, worse still, a very badly flickering one, if reasonable brightness were used. We then built a synchronizing generator to produce locked signals, and while this never did work perfectly, we were nevertheless convinced that no insuperable obstacles stood in the way of a satisfactory solution of the scanning problem.

All observers remarked favourably on the geometry of the picture and noted with genuine surprise the fact that there was no need to make any brightness correction due to non-linear scanning. Even on a blank raster (no video

Flywheel Synchronizing

2.—Principles of Automatic Frequency Control

By W. T. COCKING, M.I.E.E.

IN practice, flywheel synchronizing is normally obtained through the use of an automatic frequency control (a.f.c.) system. In this, the sync pulses are compared in a phase discriminator with a locally-generated voltage which is usually obtained from the line timebase. As a result of the comparison, an error signal is developed which depends upon any difference of frequency or phase between the sync and the local waveforms. This error signal is passed through a filter, which provides the flywheel effect, and is then applied to the timebase as a control voltage which operates to bring any frequency error to zero.

The system is not, however, the same as the one which is used to control the frequency of the local oscillator of some superheterodyne receivers, in spite of the fact that that is also called an automatic frequency control system. In that, a control voltage is developed which depends upon the difference of the frequency generated from its proper value and the circuit cannot reduce an error to zero, for some error must exist for there to be a control voltage at all. This kind of circuit acts only to reduce the magnitude of an error but it cannot bring it to zero.

In the case of a timebase, it is essential that the frequency be exactly that of the sync pulse recurrence. The frequency error must be zero. Frequency and phase change together and it is not possible for one to change without the other changing also. It is, however, possible to have two frequencies which are exactly the same but which have any desired constant-phase relation. It is the relative phase of the local waveform and the sync pulses which is used, therefore, in order to develop a control voltage. Because of this, the system is sometimes known as one of automatic phase control, although it is not phase which is controlled, it is phase which is the controlling quantity.

In general form, all a.f.c. systems can be represented by the block diagram of Fig. 1, but sometimes an amplifier is included between the low-pass filter and the timebase. It can be seen from this that the circuit includes a closed loop, for the output of the phase detector depends on both its inputs and one of them is derived from the timebase which is under the control of the output via the low-pass filter. It is, therefore, a feedback system and, as in all such systems, the problem of obtaining stability is important.

There are many forms of a.f.c. circuit and it is not practicable to discuss all of them here. So far as possible the discussion will be in general terms and we shall endeavour to find the most suitable type before coming to the particular.

For correct synchronism, the start of flyback in the timebase must occur nearly in coincidence with the leading edge of the sync pulse. It need not coincide exactly but, in general, it must not occur more than $1\ \mu\text{sec}$ earlier nor more than $4\ \mu\text{sec}$ later. Any difference greater than this is likely to result in a noticeable displacement of the picture on the raster and, possibly, to fold over or cut off. The total difference of timing

can thus vary over a range of about $5\ \mu\text{sec}$ at most. When the two frequencies are the same, the phase detector produces an output which is dependent on the relative timing (that is, the relative phase) of two particular parts of the waveforms. This is illustrated in Fig. 2, in which the sync pulse waveform is shown at (a) and the saw-tooth wave of the timebase in (b), (c) and (d). In (b) the relative timing, or phase, is such that the start of flyback coincides with the leading edge of the sync pulse, which is the normal condition with direct locking. In (c) the flyback is shown starting about $1\ \mu\text{sec}$ earlier and in (d) about $4\ \mu\text{sec}$ later.

Let us now consider a timebase which has no synchronizing system at all, but a manual hold control which is capable of very fine adjustment. As this control is turned, slowly, the frequency of the timebase comes nearer and nearer to the correct value and at length equals it. The timebase is then in synchronism with the signal and the frequency error is zero.

The saw-tooth and the sync signals are not necessarily in their right relative phase, however, and the sync pulses may well appear somewhere remote from the flybacks. The picture will then appear divided into two parts separated by a vertical black bar which corresponds to the blacker than black of the sync pulses and the black of the back and front porches. What should be the left-hand part of the picture will appear to the right of the bar and what should be the right-hand part will be on the left. The picture will be quite coherent, however.

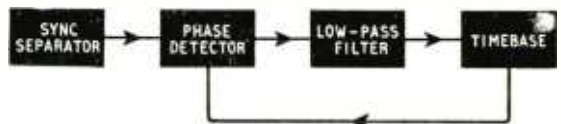


Fig. 1. Basic form of an a.f.c. system for flywheel sync.

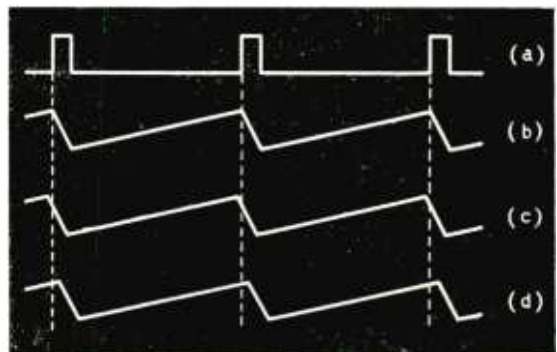


Fig. 2 Sync pulses are shown at (a) with a saw-tooth in correct phase relation at (b). The limits of permissible phase error are indicated in (c) and (d).

To obtain the correct picture it is necessary to bring the sync pulses and flybacks into approximate phase coincidence, as in Fig. 2. In order to do this, the timebase frequency must be slightly altered by the hold control and then brought back again to its correct value by returning the control to its previous setting. Synchronism is then established again but with a different phase condition.

The attainment of the correct frequency demands the provision, by the hold control, of a certain steady voltage, the precise value of which depends on many factors, such as supply voltage, temperature, stability of components, etc. If any of these change the "steady" voltage must change in a compensating manner.

Correct phasing can be secured only by a momentary change of frequency. If the black bar occurs in the centre of the picture, for instance, it is theoretically possible to bring it to its proper place at the edge by making one individual scanning line of one-half its normal duration. The change of "frequency" can occur and be over all in less than one line, which implies a momentary change to double the normal value. Alternatively, the change can be minute and persist for many lines, so that the black bar gradually creeps to the edge.

In practice it is not easy to observe these effects, but they can be seen if the timebase is a very stable one and the hold control permits sufficiently fine adjustment to be made.

An a.f.c. system performs the equivalent action to adjusting a manual control by providing automatically the voltage which would otherwise be provided by the manual control. When there is no frequency error, a voltage is developed by the discriminator which has a constant value depending only on the phase difference between the sync pulses and the saw-tooth waveforms. The system then settles down in synchronism, but with a phase error which depends upon the voltage needed by the timebase for it to run at the correct frequency. If anything changes to make the timebase need a different voltage, the relative phase must change so that this new voltage can be provided. While the change is actually occurring there is, of course, a change of frequency also.

Noise Reduction

It is necessary that synchronism should be obtainable only when the flyback is in approximate coincidence with a sync pulse and that the range of possible phase errors should be small. This is easily arranged by using the sync pulses on the one hand and a waveform derived from the flyback on the other as the signals on the phase discriminator. For a steady output can then be obtained only when at least some parts of them occur together.

If the manual hold control is adjusted while the a.f.c. system is in operation it is found that the visible picture moves as a whole sideways on the raster by a small amount. This is a characteristic of all a.f.c. systems and results from the change of phase needed to maintain the frequency at its correct value.

At this stage it will probably not be at all evident how an a.f.c. system reduces the effects of noise and interference. It does so in reality in substantially the same way as with the tuned-circuit system of Part 1. The sync pulses, together with the noise and interference, are mixed in some way with the local waveform in the phase discriminator and the output is usually some form of pulse having some characteristic de-

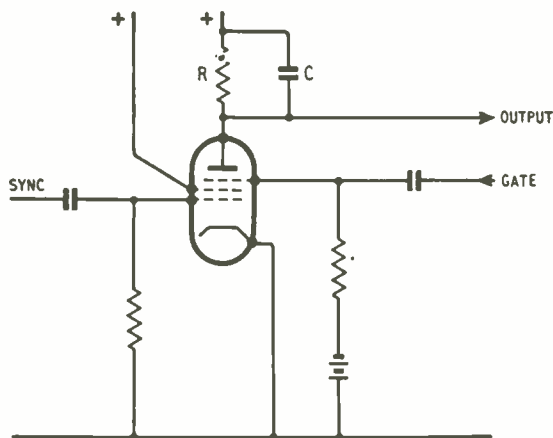


Fig. 3. Simple form of phase detector. Sync and gating pulses are applied to the control and screen grids of a pentode.

pendent on the relative phase of the signals, but it is also accompanied by noise and interference. The control voltage for the timebase is the mean value of the discriminator output and it is virtually d.c. It is the filter which changes the pulse output to d.c. and it does this by smoothing the wave. On a frequency basis it attenuates all the varying components to leave the d.c. and, in doing so, it naturally removes the noise and interference.

An analogy is helpful here. In a sound broadcast receiver a heterodyne whistle results if two stations are too near together in frequency. This whistle can be eliminated by making the r.f. circuits so selective that one r.f. carrier is sufficiently attenuated relative to the other, or it can be removed by using an a.f. filter after the detector. The first is analogous to the tuned-circuit flywheel system described in Part 1 and the second to the a.f.c. type of flywheel circuit. Both operate by frequency selectivity, but in different places. It is much easier to obtain the necessary selectivity in an a.f.c. system, however, and a simple RC network suffices.

There are a great many different a.f.c. circuits and the differences are chiefly in the form of the phase discriminator. The two most important divisions are between balanced and unbalanced discriminators; within these, most of the different kinds fall into the unbalanced category but the balanced type is probably the more widely used.

It will appear later that the balanced discriminator has important advantages over the unbalanced and we shall deal mainly with this kind. It is not, however, the simplest to understand and it is helpful first to consider a particular form of unbalanced circuit.

The basic circuit of this is shown in Fig. 3. The sync pulses are applied to the control grid of a pentode; they are not differentiated and so the pulses are substantially rectangular. The pulses are negative-going and the cathode current is cut off whenever a pulse is present, but at all other times the grid is at about cathode potential.

The timebase waveform comprises positive-going pulses which are preferably, but not essentially, of rectangular form. This gating-pulse waveform is applied to the suppressor grid of the pentode which is so biased that anode current is cut off except when a pulse exists on the suppressor.

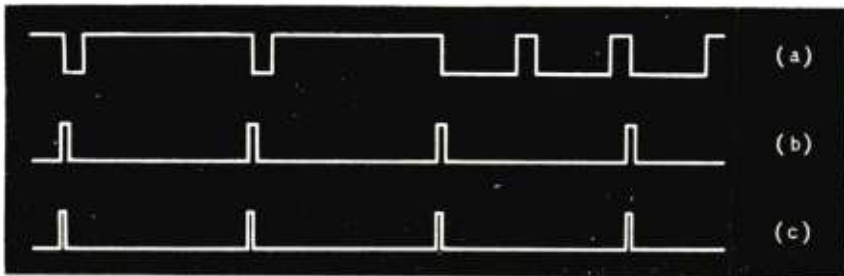


Fig. 4. Waveforms for the circuit of Fig. 3. are shown here. The sync pulses are at (a) and the gating pulses at (b). The anode-current waveform of the phase detector is shown at (c); the pulse width depends on the overlap of (a) and (b).

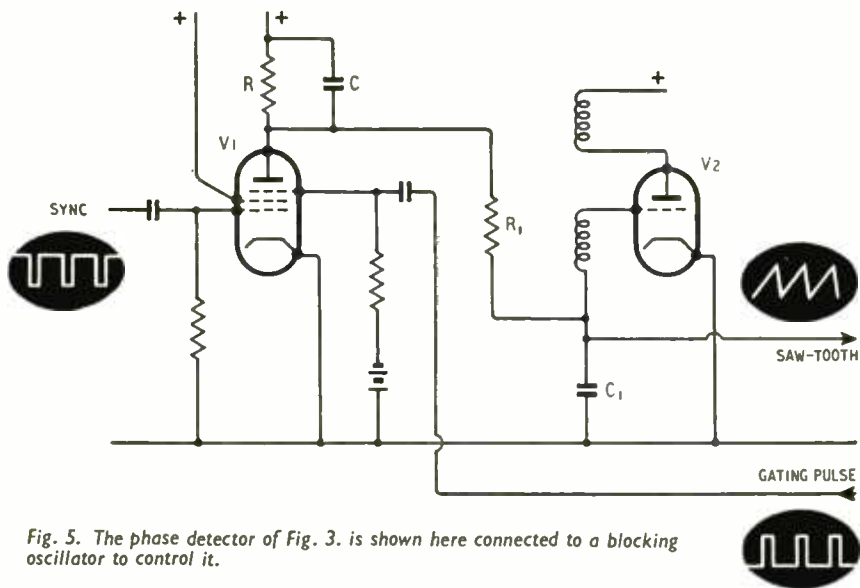


Fig. 5. The phase detector of Fig. 3. is shown here connected to a blocking oscillator to control it.

If sync pulses are absent, the valve passes anode current for the duration of every gating pulse and a mean voltage drop appears across R corresponding to the mean current through it. When sync pulses are present and overlap the gating pulses anode current is cut off during the sync pulses and so current flows only during that part of a gating pulse which is not overlapped by a sync pulse. Since the pulses are all of constant amplitude the magnitude of the anode current is always the same whenever it flows. The time for which it flows, however, depends on the overlap of the pulses and therefore, also, the quantity of electricity passed by the valve and carried into C . The resulting mean voltage developed across RC , which forms the output voltage, therefore, depends upon the degree of overlap of the pulses; that is, upon the relative phase of the sync and time-base waveforms.

Phase Discriminator Operation

One condition of operation is shown in Fig. 4. The sync pulses are shown in (a) with some of the frame pulses as well as the line. The gate-pulse waveform is shown at (b); it is generated by the timebase and is here rectangular and the pulses are assumed to have a duration of $4 \mu\text{sec}$, compared with the $10 \mu\text{sec}$ of the line sync pulses. The phase relation shown is with the gate pulses centred on the leading edges of the line sync pulses.

The anode current waveform is shown at (c) and comprises pulses of $2 \mu\text{sec}$ duration. Current flows for the first $2 \mu\text{sec}$ of the gate pulse because the sync pulse has not then started; the control grid is at about cathode potential and the current starts when the gate pulse brings the suppressor grid to cathode potential. No current flows for the last $2 \mu\text{sec}$ of the gating pulse for, after the first $2 \mu\text{sec}$, the sync pulse comes along and cuts off the current.

No change of current waveform occurs during the frame-pulse period, for the gating is accomplished on the leading edges of the pulses and these recur regularly during the frame-pulse period. The half-line pulses have no effect because there is no gate pulse when they occur. Generally, noise or interference can have no effect at all except when it occurs during the time for which the gate pulse exists. This alone can result in a considerable reduction in the frequency with which noise and interference can affect the synchronizing, although it does not alter

the magnitude of its effect when it actually does occur.

If a phase change occurs between the sync pulses and the gating waveform, the effect is of a relative displacement of (a) and (b) in Fig. 3. If (b) is moved to the left, for instance, the pulse overlap is reduced and the current pulses are longer. If it is moved to the right, the overlap is greater and the current pulses are shorter. The maximum permissible movement is the width of the gating pulse— $4 \mu\text{sec}$ in this instance. It can move to $2 \mu\text{sec}$ later than the position shown, when anode current is just cut off completely, or to $2 \mu\text{sec}$ earlier when the anode current flows for twice the time shown in (c) and so has twice the mean value.

The resistor R in Fig. 3 might have a value of $100 \text{ k}\Omega$ and the peak anode of this valve might be 5 mA . The mean voltage across R for $100 \mu\text{sec}$ line period would be $500 \times 2/100 = 10 \text{ V}$ for the mean condition and would vary from 0 to 20 V as the phase varied from $2 \mu\text{sec}$ late to $2 \mu\text{sec}$ early.

If the timebase is normally running so that condition (c) is obtained and some change occurs, so that the gate pulses start arriving later, it means that the interval between them is increasing and the timebase is tending to run at a lower frequency. The resulting decrease of voltage across R , which is a rise of anode potential with respect to the positive h.t. line, must be applied to the timebase so as to increase its frequency.

One way of doing this is to return the charging resistor of the timebase to the anode of the valve in

Fig. 3. The increase of voltage then increases the charging current and the capacitor of this circuit charges more rapidly. This means, of course, that the frequency of the timebase tends to rise.

If the initial charge is the other way round, everything happens inversely.

The interconnection of the circuit of Fig. 3 with a blocking oscillator saw-tooth generator is shown in Fig. 5, in which R is the charging resistor and would normally be in part variable as a manual hold control. The circuit is not a very practical one for it is difficult to generate a suitable gating pulse.

Normally with direct locking the flyback is initiated by the leading edge of the sync pulse and may start almost immediately or after a small delay. The picture ceases 0.5-1 μ sec before the leading edge. It is usually impracticable to make the leading edge of the gate pulse occur prior to the start of flyback and it is not easy to make it even coincide with it. The easy thing is usually for it to occur several microseconds after the start of the flyback.

When the leading edge of the sync pulse is gated and the start of the gating pulse coincides with the start of the flyback, then the flyback must start earlier than the sync pulse by up to the duration of the gating pulse. In the example quoted, flyback must start from 0 to 4 μ sec before the sync pulse. As a result, from 3-3.5 μ sec of the right-hand side of the visible part of the picture may be cut off or folded over. This can be avoided only by narrowing the gating pulse and it should not exceed 1 μ sec in duration and, preferably, be still less. The output of the phase detector is proportionally reduced and will quite likely not be enough for adequate control.

It would, of course, be possible to obtain the same result by delaying the sync pulses and this would be preferable if it could be done easily enough. At present, however, it seems to be economically impracticable.

Another difficulty arises over the generation of a 1- μ sec undelayed pulse by the timebase. The gating waveform is usually taken from the output stage of the timebase, for a large voltage exists there and it is buffered from the saw-tooth generator by the output stage. The pulse has considerable delay over the start of the flyback, however. If a voltage from the saw-tooth oscillator itself is used, there is a grave risk of the oscillator being triggered by the pulses in the phase detector, for the smoothing by RC of Fig. 2 is often far from perfect and appreciable amplitude of pulse does exist here. The circuit would then merely degenerate to an expensive and unsatisfactory way of obtaining direct locking. Because of these practical difficulties the circuit is not much used.

Effect of Noise

It will be remembered from Part 1 that the effect of noise and interference is partially or completely to fill a sync pulse or, by cancelling the signal just prior to a sync pulse, to make the pulse in effect start earlier than it should do. In the gating circuit the effect is, therefore, to make the anode current pulses somewhat variable in width. Noise and interference do affect the mean output voltage and hence the operation of the time base, but not to the same degree. Because of the integrating effect of CR, Fig. 2, any effect is very slow and spread over many scanning lines. The effect can be, in fact, no more than a slow and small sideways movement of the picture as a whole. If the time constant is smaller, so that the

integration is over a period corresponding to a dozen lines or so only, then there may be a displacement of these lines relative to the others, but it is not an abrupt and erratic displacement like that which occurs with direct locking. It is a gradual displacement and the visible effect may be more than the appearance of a slight bend in vertical lines.

If, on the average, the effect of interference is to cause sync pulses to be as much early as they are late, then because CR gives an averaging effect, the effect of the interference is zero. In practice this is not likely to occur, but some reduction in its effects may well occur because of the two different ways in which noise and interference can affect the pulses.

(To be concluded)

Headquarters for Scottish Electronics

ON October 11 the Duke of Edinburgh opened a new laboratory building adjacent to the Ferranti works at Crewe Toll, Edinburgh. It has been built by the Government, and as well as housing Ferranti's own research staff it will provide a centre for the Scottish Council scheme of developing the electronics industry in Scotland. As reported in our February, 1952, issue, this scheme is based on the fact that the Scottish Council have induced the Government to place a fair share of research contracts in Scotland, from which firms will be able to build up their technical knowledge and facilities. Once the firms have established themselves with this kind of work they will be in a position to go into the commercial applications of electronics.

Ferranti's are acting as a "parent" organization for the scheme and their main function is to accept large design contracts from the Government and sub-divide them amongst the firms participating. They also provide technical liaison in the progress of these contracts and assist the participating firms with administrative matters.

The importance of the new laboratory block to the scheme is that it will provide a place where engineers from these firms can work alongside Ferranti engineers and so gain experience of electronic techniques which they would not otherwise obtain. The scheme is, in fact, mainly intended for existing firms who wish to establish their own electronics departments. One engineering firm, for example, which started by appointing one man to work in the Ferranti laboratories, now has a team of about 30, including six graduates, at work in its own factory.

Sunspot Minimum

SUNSPOT activity has, on the average, been decreasing since the maximum in May, 1947, and by the beginning of this year had reached a very low level.

Although it is not possible to predict future sunspot activity with any certainty it had been generally expected that it would reach a minimum value sometime during 1954. According to information received from the Zurich Observatory the activity is now increasing again, and it is thought probable that the minimum occurred in June. It is too early yet to be certain about this, and it is also improbable that sunspot activity will increase sufficiently to have any very significant effect upon the usable radio frequencies for several months to come.

The significance of sunspot activity to radio men is, of course, that it is one of the observable phenomena indicative of the general solar activity, upon which depends the degree of ionization of the reflecting layers of the ionosphere. When the solar activity is high the ionization of the layers is greatest, and the higher frequencies become usable for long-distance communication, when solar activity is low the m.u.f.s. are lower.

T. W. B.

Filters Without Fears

3.—Some Practical Design Calculations

By THOMAS RODDAM

IN the two previous parts of this article which appeared in the August and September issues, some attempt has been made to show how low-pass filter networks can be designed from first principles. The first article, which contained two stupid slips at the beginning, was intended to lay a foundation for its successors and in this article the idea of the Butterworth, maximal flatness, response was introduced. The second article dealt with the more complicated Tchebycheff response, the closest approximation type of characteristic. The *Wireless World* "standard reader," who serves much the same purpose as the canary in the coal mine or the leech in the jam jar, has been heard muttering that all this mathematics would never have done for *The Signal*. Can I introduce a new non-symbolic algebra, to serve as a counterpart to that study now so popular among electronic engineers, symbolic logic? Dare I press on with the mathematics and tell those of you who find it too heavy going that I can do "nothing but sympathize?"

Let us at least see where we have reached. The basic circuit which we are considering is made up of a generator of impedance R_1 and a load, R_2 . Across the load there appears a voltage V_2 , produced by the generator voltage V_1 . Quite obviously,

$$(V_1/V_2)' = (R_1 + R_2)/R_2$$

(So obviously indeed that I wrote it incorrectly in Part I).

This is the scene before we put in the filter, which consists of a chain of shunt capacitances and series inductances making a total of n reactive elements, which we call an n th order filter. For this filter we find a new expression $(V_1/V_2) =$ some expression containing the frequency. The insertion loss of the filter is defined as

$$20 \log (V_1/V_2) - 20 \log (V_1/V_2)' \text{ decibels.}$$

If we were not being too strict about the exact meaning of the decibel, we could say that this meant simply the loss from generator to load with filter minus the corresponding loss without filter. Just at this time, however, the definition of the decibel is under scrutiny, so we must be careful with our words. For algebraic convenience, we can rewrite the expression above as $20 \log [(V_1/V_2)/(V_1/V_2)']$ (In Part I, I'm afraid, the prime was in the wrong place).

Now the expression $(V_1/V_2)/(V_1/V_2)'$, which we call N for short, is a complex quantity which contains terms in j , j^2 , and so on. Of course $j^2 = -1$ and $j^3 = j \cdot j^2 = -j$ but after getting rid of the j^2 's we finish up with $N = A + jB$, where A and B are expressions containing ω . The physical meaning of this is that N contains information about both the insertion loss and the insertion phase shift, and it is all mixed up together. We want to know the insertion loss, so we take $|N| \angle \theta = \sqrt{A^2 + B^2} \text{ arc tan } B/A$ and the insertion loss is $20 \log |N| = 10 \log |N|^2 = 10 \log$

$(A^2 + B^2)$. If for any reason we want to work with the insertion phase shift, we have $\tan \theta = B/A$.

For the second-order filter we derived the two equations

$$V_1/V_2 = (R_1 + R_2)/R_2 + j\omega(CR_1 + L/R_2) - \omega^2 LC$$

$$(V_1/V_2)' = (R_1 + R_2)/R_2$$

and dividing one by the other,

$$N = 1 + j\omega[CR_1R_2/(R_1 + R_2) + L/(R_1 + R_2)] - \omega^2 LC R_2/(R_1 + R_2)$$

Therefore $|N|^2 = 1 + \alpha\omega^2 + \beta\omega^4$, where the actual expressions for α and β were given in Part I. By putting $\alpha = 0$, the expression for $|N|^2$ is simplified to $1 + \beta\omega^4$, which is what we call a Butterworth response. The equation $\alpha = 0$ fixes a relationship between the inductance L and the capacitance C , and this relationship was given at the beginning of page 369 (August issue). It depends on the ratio of the two resistances R_1 and R_2 , and some special cases were considered.

It is fairly certain that $\alpha = 0$ leads to the simplest solution, but is it the best? Bitter experience suggests that because it is the simplest it will not be the best. A more complicated solution is obtained by using the Tchebycheff polynomials, which are expressions giving a response oscillating between limits in the pass band, and offering us a choice of those limits. In Part II I used the limits of ± 0.625 db mainly in order to make the mathematics simple. This gave us two equations, $\alpha = -1$ and $\beta = +1$ and these in turn led to a new relationship between the inductance and the capacitance, a relationship which depends on the ratio of the two resistances.

Butterworth or Tchebycheff?

Have we wasted our time with the extra complication, and was the whole exercise worth while, anyway? The results which were derived in Part II showed us that the Tchebycheff filter has a much narrower transition region than the Butterworth filter. We can perform a different sort of calculation to compare the two types of filter and to give an idea of the sort of problem we may want to tackle. Suppose that we are dealing with the input to a video amplifier and we have a source with an impedance of 1,000 ohms, which is to be connected to the input grid, with a capacitance of 10 pF. In this particular example matching will be regarded as unimportant: what we shall look for is bandwidth. Common sense tells us that we should not put any resistance into the circuit, because that will reduce the available signal, so that in all the results derived in the previous articles we can take $R_2 = \infty$.

Let us consider what we will get. The simplest solution is just to connect the source directly to the input grid, giving us a first-order filter. It will be 3 db down when $2\pi fCR_1 \simeq 1$ or $f = 1.6$ Mc/s. What is

more, and more disturbing, it gives us a very gentle cut-off, and the response will be 1.25 db down when $10 \log [1 + (2\pi fCR_1)^2] = 1.25$ or $f = 0.92$ Mc/s.

We can do better than this by adding a series inductance to convert the network into a second-order filter. With a Butterworth filter we find that the response is 3 db down at $2\pi fCR_1 = \sqrt{2}$ or $f = 2.26$ Mc/s. It is a rather sharper cut-off, too, and at the 1.25 db point we have $f = 1.72$ Mc/s. Another capacitance, across the input end of the network, would give us a third-order filter, with $f_{3db} = 2.4$ Mc/s and $f_{1.25db} = 1.95$ Mc/s.

For the Tchebycheff response, we have a tolerance of ± 0.625 db, and this gives us a response of the form $1 - x^2 + x^4$ with a 1.25-db bump at $x = 0.7$. The edge of the pass band is at $2\pi fCR_1 = 1$ or 1.6 Mc/s.

For this tolerance, therefore, Butterworth seems to give a higher limiting frequency than Tchebycheff. Against this we must set the fact that the Tchebycheff response is always above the zero frequency level, while the Butterworth response is below it: the reduction in bandwidth is paid for by a small increase in gain.

When we consider very much closer tolerances on frequency response, in which there is no gain difference worth worrying about, we find that the Tchebycheff responses do offer some advantage in terms of bandwidth for a given capacitance-resistance situation. The arithmetic is complicated, and I don't propose to do more than assure you that it is so, and that facts and figures are given in "Amplitude-Frequency Characteristics of Ladder Networks" by E. Green, published by Marconi's Wireless Telegraph Company.

Tolerance Calculations

We can use all this algebra for interstage coupling networks, too, if we stick to third-order filters. One reader wrote to me and complained that R_1 was never really infinite, even with a pentode, and of course R_2 cannot really be infinite, what with grid leaks, transit-time damping, dirty valve bases and anything else you choose to mention. The point which the reader made was that you need to get the volts on to the anode, so you must put in a physical resistor. Partly, of course, it all turns on tolerances: the tolerance on valve capacitance may be $\pm 15\%$, and in such a problem the effect of an anode supply resistance of 10 times the value of R_2 would not be too serious compared with the inherent inaccuracy of the analysis. In the example we have just considered we could make R_2 something like 100,000 ohms and never notice the slightest difference: after all, the components have some losses which are not included in the calculation. Anyway, in a second-order network which we meet very often, L is the leakage inductance of a transformer and we get a path for bias through the secondary, although we can neglect the actual shunt inductances for purposes of calculation.

There is, I think, sometimes a lack of understanding of the reasons why network theorists consider rather artificial networks. It is not that they want to analyse problems which are outside the experience of the practical man, but rather that they are rehearsing situations which illustrate fairly clearly some particular feature. Then when the practical man turns up with his problem, the theorist can say that, stripped of irrelevancies, the system is a network of such-and-such type, and you design it so and so. In these articles we have done a moderate amount of algebra, and we

now have this material as background. Let us take a rather different sort of problem, and use our old algebra again.

We shall take a second order filter, and for simplicity we shall take $R_2 = \infty$. That makes $k = 1$, and the response will be given by

$$|N|^2 = 1 + \omega^2(C^2R_1^2 - 2LC) + \omega^4L^2C^2$$

We know that if $C^2R_1^2 = 2LC$ we have a Butterworth response. But suppose we make a practical filter, with some small errors in the component values: what will happen to the response?

Let us take $C' = C + \delta C$ and $L' = L + \delta L$

In this pair of equations, δC and δL are perhaps about 1/10th of the values of C and L respectively.

First, let us assume that the method we use for adjusting the filter is one which makes $\omega_0^2 L' C' = \omega_0^2 LC$ where ω_0 is the design cut-off frequency. We shall have $LC + C\delta L + L\delta C = LC$ (neglecting $\delta L\delta C$ which is very small) so that $\delta L/L = -\delta C/C$. The two tolerances are equal but in opposite directions. The response is now expressed by

$$|N|^2 = 1 + \omega^2[(C + \delta C)^2R_1^2 - 2LC] + \omega^4L^2C^2 \\ = 1 + \omega^2[2C\delta CR_1^2 + C^2R_1^2 - 2LC] + \omega^4L^2C^2 \\ \text{(dropping terms in } \delta C^2)$$

The response was to be a Butterworth one, so $CR_1^2 - 2LC = 0$ and we have

$$|N|^2 = 1 + \omega^2 2C\delta CR_1^2 + \omega^4L^2C^2$$

Now we know that $C^2R_1^2 = 2LC$ so that we can write

$$|N|^2 = 1 + 2\sqrt{2}\omega^2\sqrt{LC}\delta CR_1 + \omega^4L^2C^2$$

If the cut-off frequency is ω_0 , with $\omega_0^2LC = 1$, we have

$$|N|^2 = 1 + 2\sqrt{2} \frac{\omega^2}{\omega_0} \delta CR_1 + \omega^4L^2C^2$$

From this, since $CR_1 = \sqrt{2}/\omega_0$ (see Part 1), we reach

$$|N|^2 = 1 + 4\delta C/C \cdot \omega^2/\omega_0^2 + \omega^4/\omega_0^4$$

We could now calculate the shape of the insertion loss characteristics for any particular value of $\delta C/C$. It is quite useful, however, just to look at this expression and to examine what happens if we have $\omega = \omega_0$. Then $|N|^2 = 1 + 4\delta C/C + 1 = 2 + 4\delta C/C$.

Suppose we take $\delta C/C = \pm 0.25$. For $\delta C/C = +0.25$ we have $|N|^2 = 3$ and the response is 4.77db down where it should be 3db down. If $\delta C/C = -0.25$ the response is not down at all at the ideal 3db point, and looking back we see that it has the form

$$|N|^2 = 1 - \omega^2/\omega_0^2 + \omega^4/\omega_0^4$$

This is just the expression we found for the ± 0.625 db Tchebycheff case. As we know that Tchebycheff responses are in general more profitable than Butterworth ones, we can aim our design so that it falls between the two by making C' rather below than above the design value, and L' on the high side. The simple calculation above has given us a guide as to the way in which we must make provision for the errors of the practical solution.

Suppose, however, that you insist on a Butterworth response at all cost. We have $CR_1^2 = 2L$ so that in the practical case $C'R_1^2 = 2L'$ and therefore $\delta CR_1^2 = 2\delta L$

$$\text{giving } \delta C/C = \delta L/L$$

This time both reactances are in error in the same direction, and again the percentage error is equal. Now the insertion loss characteristic is given by

$$|N|^2 = 1 + \omega^4(L'C')^2 \\ = 1 + \omega^4(L + \delta L)^2(C + \delta C)^2 \\ = 1 + \omega^4(L^2C^2 + 2L^2C\delta C + 2LC^2\delta L +$$

terms in the products of the errors, which we can neglect).

$$\begin{aligned} \text{From this } |N|^2 &= 1 + \omega^4 L^2 C^2 \left(1 + 2 \frac{\delta C}{C} + 2 \frac{\delta L}{L} \right) \\ &= 1 + \omega^4 L^2 C^2 (1 + 4\delta C/C). \end{aligned}$$

It is not very hard to get from this to the result that if $\omega_0^2 LC = 1$, the response will be 3db down at $\omega_0(1 - \delta C/C)$. While we quite cheerfully accepted a value of $\delta C/C = -0.25$ before, giving us a response change from ± 1.5 db to ± 1.25 db, this capacitance tolerance allied with the insistence on a Butterworth characteristic has cost us a 25% change in bandwidth. If we took $\delta C/C = +0.25$ the response would be narrowed by 25%, and would be 6.2db down at the design cut-off, instead of 4.77 db.

We really have collected quite a lot of information from the second-order equation, and now, you notice, it is really practical stuff, which gives us guidance when we are designing a network to be made. We want to lean our design towards the region between a Tchebycheff response and a Butterworth response, and we must adjust the components to give the correct resonant frequencies, rather than just try to get the individual values right.

Let us now look at yet another way in which we can make use of some of our results. The simple filter networks are often used for connecting one valve to another: the circuit used may not look exactly like one of those shown in Table I (page 445, September issue), but it reduces to the filter form if you twist it round suitably. When we have two filter circuits separated by a valve, the overall response characteristic is given by the equation $|N|^2 = |N_1|^2 \cdot |N_2|^2$ where N_1 and N_2 relate to the two filter networks. To save labour I shall confine myself to first- and second-order filters, for which

$$\begin{aligned} |N_1|^2 &= 1 + x^2 \text{ (first order)} \\ |N_2|^2 &= 1 + ax^2 + x^4 \text{ (second order)} \end{aligned}$$

If then we have two first-order filters connected through a valve:

$$|N|^2 = (1 + x^2)(1 + x^2)$$

This is a very dull solution, 6 db down at $x = 1$. If we have a first-order filter and a second-order filter in tandem the most general form we can find for this is:

$$\begin{aligned} |N|^2 &= (1 + x^2)(1 + ax^2 + bx^4) \\ &= 1 + (1 + a)x^2 + (a + b)x^4 + bx^6 \end{aligned}$$

I'm not sure if this can be made into a Tchebycheff response: I rather think it cannot. But if we put $b = 1$ and $a = -1$ it reduces to $|N|^2 = 1 + x^6$, a Butterworth response. We have, in fact, obtained a Butterworth response of the third order by combining a first-order characteristic with a second-order Tchebycheff response.

Two second-order filters in tandem will give us, in the most general case:

$$|N|^2 = (1 + ax^2 + x^4)(1 + bx^2 + cx^4)$$

There is an extensive field for study here, but let us put $c = 1$, so that

$$|N|^2 = 1 + (a + b)x^2 + (ab + 2)x^4 + (a + b)x^6 + x^8$$

Here we can take $a = -b = \sqrt{2}$, and we are left with

$$|N|^2 = 1 + x^8$$

This particular result is one which happens to crop up in the design of feedback pairs, and we might also find it in the design of a system consisting only of an input circuit, a valve and an output circuit. One valve or four, low-pass or band-pass, its all part of the same

family, and one lot of plodding suffices. In this case we should have to go back from

$$|N|^2 = 1 \pm \sqrt{2} x^2 + x^4$$

to

$$|N|^2 = 1 + [(CR_p + LR_s)^2 - 2LCk]\omega^2 + \omega^4 L^2 C^2 k^2 \text{ (September issue)}$$

and the corresponding equation with k' . We would, perhaps, take k and $k' = 1$, which you can find to be what happens if a pentode is used with an unloaded grid. Then $|N|^2 = 1 + (CR^2 - 2LC)\omega^2 + \omega^4 L^2 C^2$ and therefore $CR^2 - 2LC = \pm \sqrt{2} LC$

$$\frac{CR^2}{L} = 2 \pm \sqrt{2}$$

In this composite equation R is the source impedance for the input filter, and the load impedance for the output filter. C is the valve capacitance, input or output. It doesn't really matter to us which filter we use at the input and which at the output, even though one is a characteristic with a hump in it, while the other is a rounded one. We should check both forms against the valve characteristic in practice, because one presents a much higher load resistance to the valve than the other.

We could, of course, go on to consider what happens if third-order filters are included, but the algebra becomes involved, and is, indeed, sufficiently involved to justify a slightly different approach, based on the distribution of the characteristic frequencies of the networks. I do not propose to discuss this matter at all, because the algebra really does get rather beyond the permitted limit.

Nothing in this article, of course, will enable you to design a filter without thought. None of the equations should be taken on trust, because they are only introduced as examples of how to set about the job, and I usually work them out from first principles every time I need them. But if you can work out what happens in a simple RC circuit, you can calculate a second-order filter, too. If you can do that, you can try the third-order filter: better still, you can try the problems of variations, like the effects of component tolerances we have been considering above, or problems connected with the phase characteristic, which I haven't discussed at all. Then there's quite a different set of response characteristics, of the general form $N = (1 + j\omega/\omega_0)^n$. These are thoroughly well damped, and give no overshoot at all when a step wave is applied to them. Some of this work, perhaps, is just shadow boxing, just a light paddle between the locks, a chess problem by the fireside; but it is all part of the process of building up a solid foundation on which further development can take place.

NEW EPOXIDE RESIN

IMPROVED strength and toughness is claimed for a new epoxide resin ("Epophen" M-777) made by Leicester Lovell and Company, North Baddesley, Southampton. It is used as a contact adhesive for bonding metals, glass and plastics, as well as wood and other materials which are normally glued. In addition it can be used as a casting resin, and one application is in the production of press tools for sheet metal working. Castings up to $\frac{1}{2}$ -ton in weight are possible, one reason being that there is no appreciable evolution of heat during the setting process.

For test purposes, a kit containing resin, catalyst and filter, with means of measuring and mixing and full instructions, is obtainable from the manufacturers, price 7s. 6d.

High-Quality Tape Recording

Circuit Design for a Recorder Using High-impedance Heads

By A. F. FISCHMANN*, A.M.Brit.I.R.E.

THE design described in this article is simple and may be adopted easily to different tapes and high impedance recording heads. Frequency-selective feedback is used throughout the system in order to modify the frequency response.

The author's equipment consists of the Model 5 Tape Desk built by Bradmatic Ltd., Station Road, Aston, Birmingham 6. It is equipped with erasing, recording and reproducing heads, all of the high-impedance type. Its performance using MC1-111 tape of the Minnesota Mining and Manufacturing Company Ltd. at a speed of 7.5in/sec. was found to be as follows:

Response within ± 3 db between 40-10,000 c/s.
Signal-to-noise ratio 45 db.

The distortion was not measured but the reproduction of high-quality discs through the recorder proved to be indistinguishable from the original. An extension of the frequency range could have been readily obtained, using additional equalization.

The system consists of a recording amplifier, playback amplifier and supersonic bias oscillator and may be used in connection with any high-quality pre-amplifier as a front-end control unit for a power amplifier. Obviously all the equalization necessary for the truthful reproduction of records or any other programme must be provided within the pre-amplifier, and the system itself is designed for flat response within the above-stated limits between its input and output. The main amplifier should provide the conventional tone control circuits (treble and bass lift and cut). A block diagram of the complete system is shown in Fig. 1 together with the selector switch. Switch S_1 is provided in order to compare the performance of the unit with direct transmission and is especially useful for the adjustment of its frequency response in the absence of accurate measuring gear.

The diagram of the record amplifier is shown

in Fig. 2. To suit the special requirements of a tape recorder, it should provide a constant current through the recording head at all transmitted frequencies, thus ensuring equal magnetization of the tape over the whole transmission band. In addition, treble lift may be necessary to compensate for losses due to the tape and the airgap of the recording head, whose width sets a definite limit to the highest transmitted frequency. The constant-current characteristic is frequently achieved by providing a frequency response rising by 6db per octave. The signal is then applied to the recording head which represents a mainly inductive load and a substantially constant-current characteristic is thus obtained. Different arrangements use a resistance of about 50k Ω through which the recording head is connected to a conventional amplifier. The latter has to provide a considerable output voltage at all frequencies due to the losses in that resistance and may give rise to distortion if not properly designed.

In this amplifier a different way was chosen. The output stage, Fig. 3(a), will be considered separately and its equivalent circuit diagram is shown in Fig. 3(b), where

$$R'_i = R_i + R_k(u+1) \dots \dots \dots (1)$$

(R_i = internal resistance of V2).

The voltage across the load

$$E_L = - \frac{\mu E_{in} Z_a}{R'_i + Z_a} \dots \dots \dots (2)$$

where $Z_a = \frac{R_a Z_L}{R_a + Z_L}$

$$g'_{m2} = \frac{\mu}{R'_i + Z_a} \dots \dots \dots (3)$$

* Israeli Ministry of Defence, Scientific Department.

Symbols	
$R_{i,n}$	= Internal resistance of valve n .
R_k	= Cathode resistance.
$R_{a,n}$	= Anode resistance of valve n .
μ	= Amplification factor.
$g_{m,n}$	= Mutual conductance of valve n .
$g_{\nu n}$	= $\frac{1}{R_{i,n}}$
G_k	= $\frac{1}{R_k}$
G_a	= $\frac{1}{R_a}$
Z_{out}	= Output impedance of recording amplifier.
i_r	= Recording current, C_{p2} connected.
i'_r	= Recording current, C_{p2} disconnected.
L_R	= Inductance of recording head.
r_R	= Equivalent series resistance of recording head.

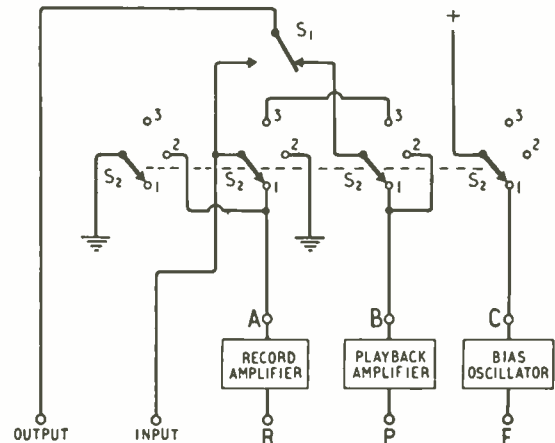


Fig. 1. Block diagram of the system. Switch positions are: 1, recording; 2, reproducing; 3, direct.

System

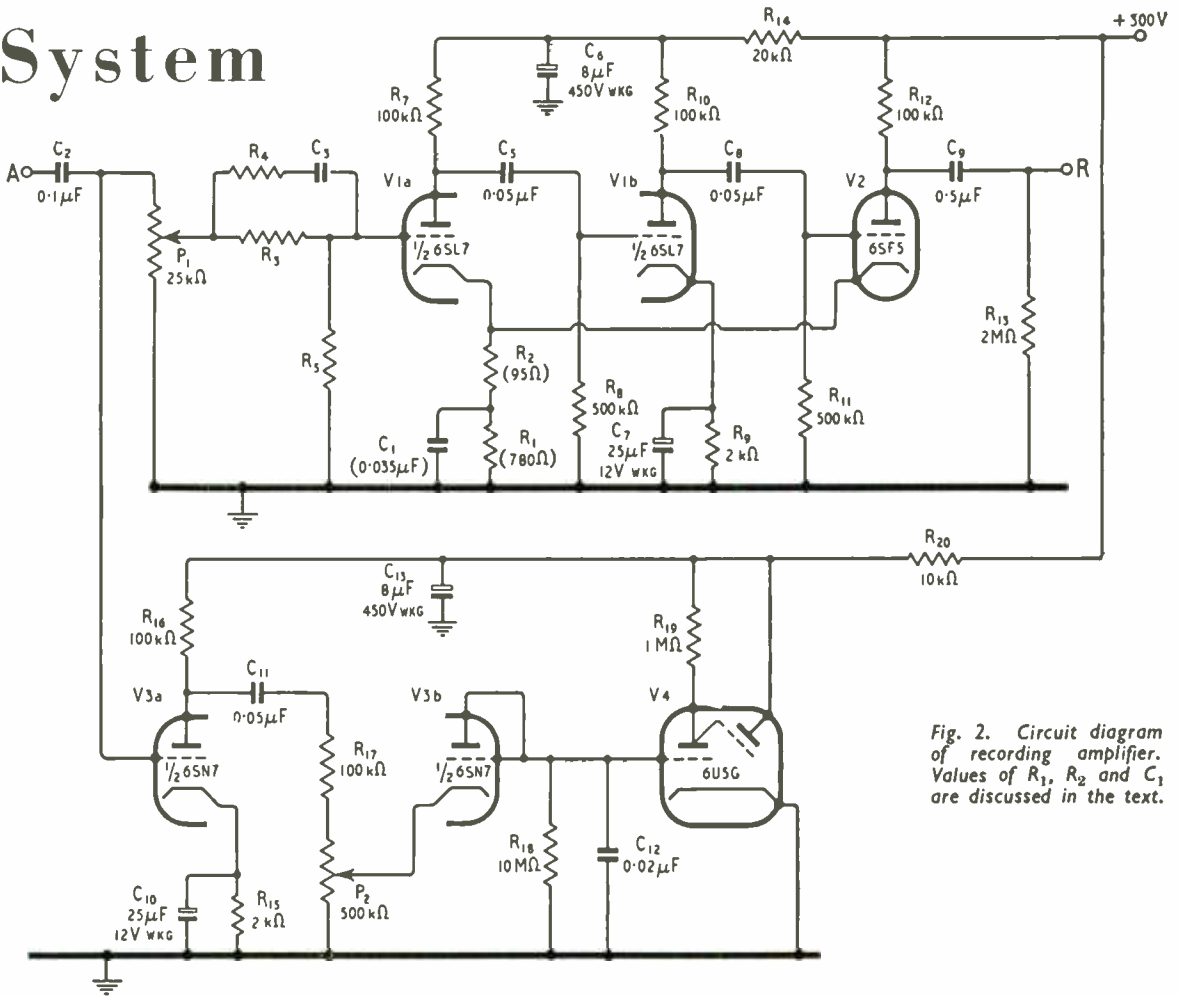


Fig. 2. Circuit diagram of recording amplifier. Values of R_1 , R_2 and C_1 are discussed in the text.

may be considered as the effective transconductance of the valve V2 due to the current feedback from the cathode. As $R_i' \gg Z_a$ within the transmitted frequency spectrum, $g'_{m2} \approx \frac{\mu}{R_i'}$ and V2 is working as a constant current generator.

R_k may be designed as to make R_i' sufficiently high in order to drive a recording head with a constant

current over a reasonable frequency band. However, in that case V2 would need a driving voltage of approximately 20 volts, which can hardly be provided by any of the pre-amplifiers generally in use. Therefore a double triode is added and the feedback is extended over two additional stages. Using the simplified diagram shown in Fig. 4 and putting $G_{a1} = G_{a2} = G_{a3} = 0$, the output admittance of that circuit is

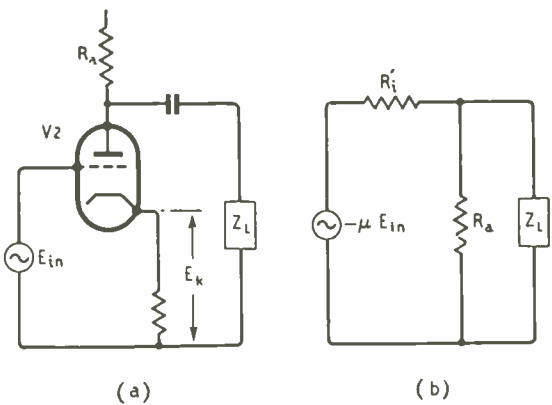


Fig. 3. (a) Output stage of recording amplifier and (b) its equivalent circuit.

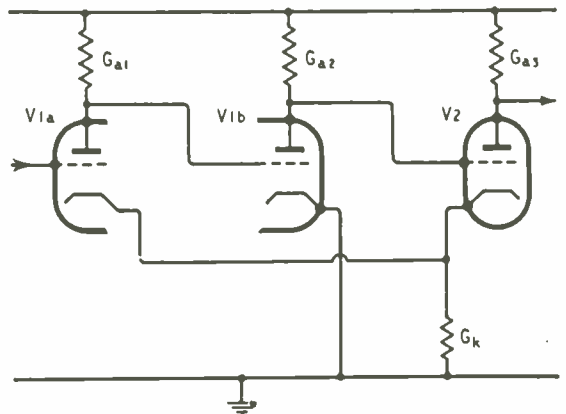


Fig. 4. Simplified diagram of feedback in the recording amplifier.

$$Y_{out} = g_{p2} \left(1 - \frac{1}{1 + \beta G_k} \right) \dots \dots \dots (4)$$

$$\text{where } \beta = \frac{1}{g_{m2} + g_{p2} + \frac{(g_{m1} + g_{p1})g_{m2}g_{p2}}{(g_{p1})^2}}$$

and g_{m1} , g_{m2} , g_{p1} , g_{p2} are the respective mutual conductances and plate conductances of V1 and V2.

As $\beta G_k \ll 1$, therefore $1 - \frac{1}{1 + \beta G_k} \approx \beta G_k$ and $\frac{1}{Y_{out}} = Z_{out} \approx \frac{1}{g_{p2} \beta G_k} = \frac{14.4 \times 10^8}{g_{p2} G_k}$ MΩ for practical values of g_m and g_p .

Z_{out} may therefore be neglected in comparison with R_a and the latter determines solely the output impedance of the complete amplifier. Its current amplification will be inversely proportional to R_k and may be made to rise over a certain frequency range by introducing an R-C network (R_3 , R_4 , R_5 , C_3 , in Fig. 2). It should be designed to compensate for the loss of high frequencies as already mentioned, and may extend the flat frequency range by one octave. It should be noted that the high-frequency response of the amplifier may be controlled by extremely low impedances, avoiding the conventional high-impedance type networks which are most liable to capacitive pick-up if not properly screened. The recording amplifier response may also be easily adapted to different kinds of tape speed by changing C_1 , which will move both the low and the high frequency turnover point by an equal amount. The value of these components should be determined experimentally according to the characteristic of the individual tape and recording head. Their design procedure will be outlined later in this article.

A magic eye V4 is connected to the input of the recording amplifier through V3. It should close for full modulation of the tape and its sensitivity may be adjusted by P_2 (Fig. 2).

The playback amplifier (Fig. 5) is designed along conventional lines. A signal recorded with a constant current characteristic will provide an output rising by 6db per octave at the terminal of the playback head. In this particular case the response was measured as shown in Fig. 6, using MCI-111 tape at a speed of 7½ in/sec. It rises by 6db per octave up to a frequency of 1,600c/s, then flattens out gradually and drops considerably above 6,000c/s. This is caused by losses due to self-demagnetization, penetration and the gap effect¹.

The response of the playback amplifier should be inverse to the curve shown in Fig. 6 and should therefore fall by 6db per octave from 40c/s per second (the lowest transmitted frequency) up to 2,500c/s. This is controlled by the frequency-selective feedback network between the anodes of V5 and V6 consisting of $R_{53} + R_{54}$, R_{55} ,

C_{52} , R_{55} . The value of $R_{53} + R_{54}$ will determine the high-frequency turnover point, but leave the low-frequency turnover point unchanged as long as the other values of the network are retained. The playback amplifier characteristic may therefore be easily adapted to different tape speeds by changing the value of $R_{53} + R_{54}$.

C_{51} belongs to the de-emphasis network and will be mentioned later. The respective values of these components are not specified and the reader is referred to the alignment procedure as outlined at the end of this article.

As the output voltage at the playback head is extremely low, especially at low frequencies, the amplifier should be designed for minimum noise level. A triode-connected 12SJ7, with the heater d.c. fed, preferably from the main amplifier anode current, is used in the first stage, with an equivalent noise resistance due to shot effect of approximately

$$\frac{2.5}{g_m} \text{ ohms at the input}^3. \text{ To this is added the}$$

flicker effect which increases with the square of the emission current, but decreases with the inverse square of the frequency⁴. Because of this frequency dependence, the flicker effect becomes appreciable at low frequencies where the amplification of the playback amplifier is just at its maximum value. The noise due to the flicker effect may however be held sufficiently low reducing the anode current of V5 by making R_{57} 0.3MΩ.

Finally we come to the erase and bias oscillator (Fig. 7). Greatest possible freedom of harmonics is desired to ensure low noise level and low distortion of the recorded signal. It consists of a cathode follower type oscillator, the principle of which was described elsewhere⁵. The variable feedback resistor P_3 provides a method of controlling the negative resistance injected into the tuned circuit with great accuracy. It may be adjusted to provide an amplitude of 8 volts at the cathode of V7. Under those conditions the grid-cathode voltage of that valve is small enough to ensure its linear operation, and such an oscillator will therefore provide an output containing less har-

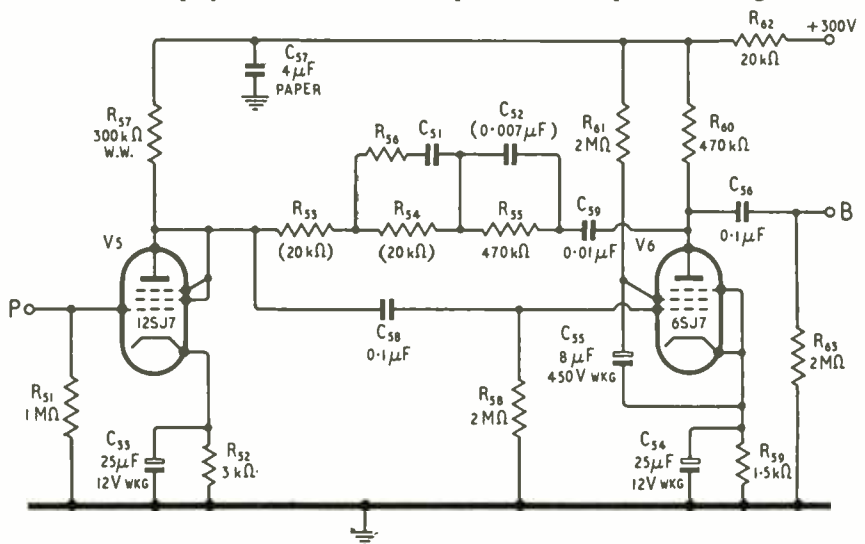


Fig. 5. Circuit diagram of playback amplifier. Values of R_{53} , R_{54} and C_{52} are discussed in the text. The heater of the first valve should be fed with d.c., preferably from main amplifier anode current.

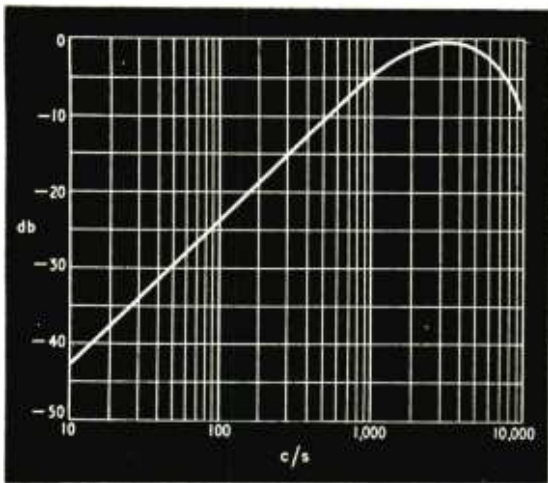


Fig. 6. Measured response at playback head, with constant-current recording.

monic distortion than a conventional one. However, its amplitude is not absolutely constant over a considerable time and therefore P_1 and M (Fig. 8) provide a means of adjusting the bias amplitude accurately during recording. The erasing head in the author's equipment was found to have an inductance of 29mH and an equivalent series resistance of 4,700 ohms at 60kc/s. It is brought to series resonance with C_{90} (Fig. 8) thus providing the necessary load of 5,000 ohms for V8. In addition, the output voltage is stepped up, the Q of the circuit being about 2. This selectivity will also provide some attenuation of harmonics generated in the output valve.

It is important that C_{90} should be connected directly to the erasing head thus leaving the capacitance of the connecting cable in parallel with the tuned anode load of V8, which should resonate at the oscillator frequency of 60 kc/s.

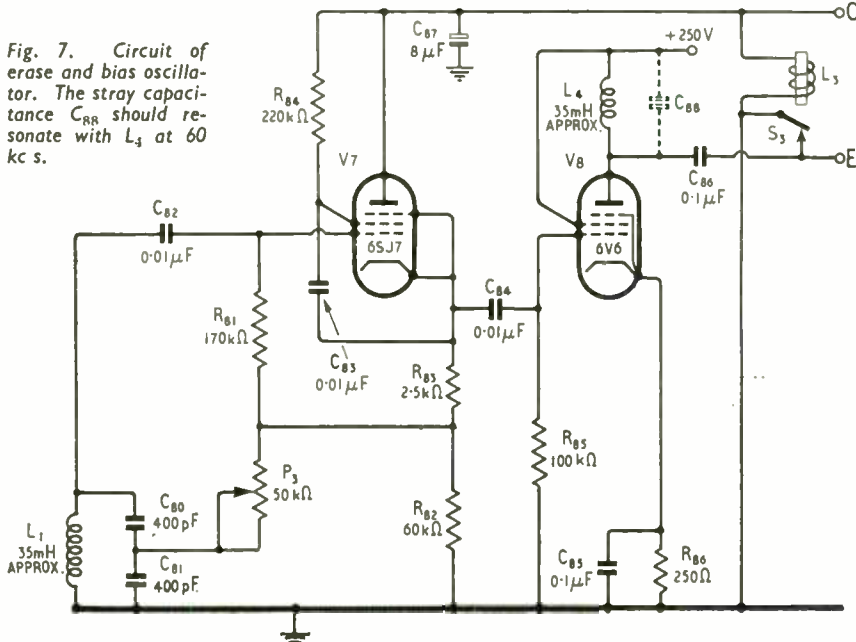


Fig. 7. Circuit of erase and bias oscillator. The stray capacitance C_{RR} should resonate with L_2 at 60 kc/s.

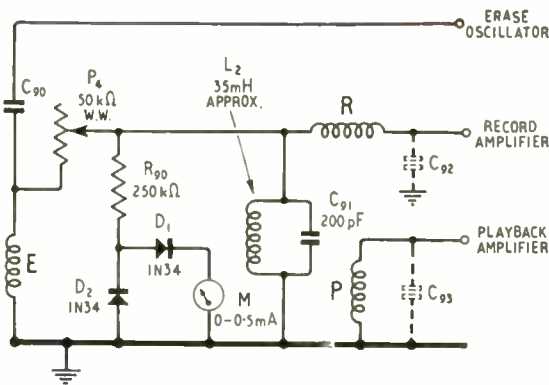


Fig. 8. Connections of magnetic heads and bias level meter. R, recording head; P, playback head; E, erase head. C_{92} and C_{93} are the capacitances of the connecting leads. C_{90} is adjusted to resonate with E at 60 kc/s.

The anode of the oscillator valve V7 is bypassed to earth with $8\mu\text{F}$ and consequently its anode voltage will decrease only gradually after interruption of the supply voltage by S_2 , which ensures slow damping out of the oscillations. This is important in order not to leave any magnetism in the erase and recording head after the oscillator is switched off. The relay L_3 , S_3 serves to short the erasing head to earth when the oscillator is inoperative. It should close only after the oscillations are completely damped out. This is accomplished by removing the copper rivet generally used in conventional relays. This rivet serves to prevent sticking of the relay due to remanent magnetism, after the current is interrupted. With this small alteration the relay will open with a certain delay and thus provide the necessary characteristic.

The recording bias is taken from the erasing head and is adjustable by P_1 (Fig. 8). The parallel tuned circuit L_2C_{91} resonates at 60 kc/s, thus forcing the bias current mainly through R and C_{92} (the capacitance of the connecting cable), the voltage drop across the latter being negligible. The filter formed by $P_1L_2C_{91}$ will also provide additional attenuation of harmonics of the bias frequency.

The situation is different at recorded frequencies: L_2 provides then a short circuit and C_{92} will resonate with the recording head R somewhere above the highest transmitted frequency. This method of coupling was chosen in order to prevent the bias from entering the record amplifier and at the same time to maintain the high input impedance of R as seen by the record amplifier. Any capacitive load of the latter would considerably impair the response at the highest audio frequencies due to its high output impedance.

A value of 200pF was chosen for C_{92} to resonate with the recording head used in the writer's equipment at 14,000 c/s. The voltage drop across that capacitance due to the bias will be fed into the record amplifier and, although small, it may give rise to beats with the recorded frequencies. It will, due to the feedback action of the amplifier, appear in antiphase at the grid of V2 with an amplitude determined by the voltage divider consisting of the cathode resistor and the internal resistance of V2. In order to keep this amplitude low a valve with a high internal impedance should be chosen for V2 and a 6SF5 having an internal resistance of about 60 k Ω was found to be adequate. However a pentode with an internal resistance of the order of a megohm may be chosen in extreme cases.

Circuit Adjustments

The values of the various components determining the frequency response should be found by trial and error. A signal generator providing frequencies between 40-15,000 c/s and a valve voltmeter calibrated in db are highly desirable. First the amplifier will be operated with C_{11} , C_{33} , C_{61} and C_{62} disconnected. The optimum bias may now be adjusted by means of P_4 using a signal of about 3,000 c/s. When increasing the h.f. bias from zero, the volume will rise and distortion will decrease considerably, until a maximum of volume is reached. A further increase of the bias will cause additional reduction of distortion but also of the volume. The optimum setting of P_4 for minimum distortion will therefore slightly increase the signal-to-noise ratio, but minimizing the distortion is considered to be of primary importance. In the writer's equipment a bias of 135 volts across the recording head was found to correspond to minimum distortion.

After adjusting the bias, the amplification of the record amplifier may be adjusted by means of the feedback resistor $R_1 + R_2$ (see Fig. 2) to deliver at the recording head a signal as specified by the makers of the tape desk. The response of the playback amplifier should now be plotted, yielding a curve similar to the one shown in Fig. 6. Then, taking the flat response between 2,500-4,000 c/s as the reference level, the value of C_{62} , $R_{63} + R_{64}$ may be found for flat response down to 40 c/s. $R_{65}C_{62}$ determines the low-frequency turnover and $R_{63} + R_{64}$, C_{62} the high frequency turnover. Now the treble boost provided by C_{11} , R_{11} , R_2 in the record amplifier may be adjusted to extend the frequency response at the high-frequency end. The time constant R_1C_1 determines the low-frequency turnover point and R_2C_1 the high-frequency turnover point.

In addition the response of the record amplifier at the high frequencies depends on the value of C_{92} , which works out as follows:

$$i_r \propto \frac{1}{R_{a2}(1 - \omega^2 L_R \cdot C_{92}) + r_R + j\omega L_R \left(1 + R_{a2} \frac{C_{92} \cdot r_R}{L_R}\right)} \quad (5)$$

and the ratio of the response with C_{92} connected to the response without C_{92}

$$\frac{i_r}{i_r'} = \frac{R_{a2} + r_R + j\omega L_R}{R_{a2}(1 - \omega^2 L_R \cdot C_{92}) + r_R + j\omega L_R \left(1 + R_{a2} \frac{C_{92} \cdot r_R}{L_R}\right)} \quad (5a)$$

Consequently the response of the playback amplifier may be lifted at the high frequencies by a ratio indicated in equation 5a.

Additional treble equalization may be obtained by tuning the playback head to resonance at the high end of the transmitted frequency band. The capacities C_{92} , C_{93} may be fully or partly realized by the capacity of the connecting cables. An effective means of improving the signal-to-noise ratio is to use pre-emphasis for frequencies above 1000 c/s similar to the characteristic used for records. This may be introduced by the conventional network R_3 , R_4 , R_5 , C_3 connected to the input of the recording amplifier†. The loss of amplification due to this network may be compensated by decreasing the feedback from R_{11} , R_2 .

As R_{11} , R_2 , C_1 have been determined previously, the time constant R_1C_1 and R_2C_1 should remain unchanged in order not to affect this adjustment. The de-emphasis is incorporated in the feedback network of the playback amplifier and consists of R_{53} , R_{54} , R_{63} , C_{51} .

If records are played with a magnetic pickup (giving constant output from constant velocity recording), they may be recorded on the tape without any correction of the frequency band above 1000 c/s, which will provide directly the wanted pre-emphasis characteristic.

The only correction applied in that case will then be the de-emphasis, incorporated in the playback amplifier.

† See, for example, "Radio Designers Handbook," by E. Langford Smith, p. 653.

REFERENCES

- 1 "Frequency Response of Magnetic Recording," by Otto Corner in "Electronics Manual for Radio Engineers," p.107. (McGraw Hill).
- 2 "Simplified Q Multiplier," by H. E. Harris, in "Electronics for Communication Engineers," p. 29. (McGraw Hill).
- 3 "Vacuum Tube Circuits," by L. B. Arguimbau, Chap. 3, 15. (Chapman and Hall).
- 4 "Vacuum Tube Amplifiers," M.I.T. Radiation Laboratory Series, Vol. 18, Sec. 12, 5. (McGraw Hill).

Commercial Literature

F.M. Car Radio covering 87-109 Mc/s with a.f.c. for locking on to signal and 2 μ V sensitivity. The aerial is embedded in a strip of plastic for sticking to inside of windscreen. Descriptive leaflet from Hastings Products, 171 Newbury Street, Boston 16, Mass., U.S.A.

Prefabricated Cabinets and telescopic mountings; a new illustrated catalogue including additions and improvements to the Widney-Dorlec range of parts. From Hallam, Sleigh and Cheston, Bagot Street, Birmingham 4.

Tape Table made by Lane with two speeds and frequency response of 40 c/s-10 kc/s. Tape reels are locked when machine is off to avoid tape spilling. Leaflet from Verdik Sales, 8 Rupert Court, Wardour Street, London, W.1.

Flexible Shafts; a detailed and well-illustrated handbook describing their construction and characteristics, with graphical and tabular data, and explaining their application to various remote control problems. From The S. S. White Co. of Great Britain, 126 Great Portland Street, London, W.1.

Audio-frequency Amplifiers; leaflet describing the "Astronic" 12-watt range, for various inputs, from N. Miers and Co., 115 Gower St., London, W.C.1.

Flux-cored Solder Wires, using pure rosin, activated rosin and acid compound; also solder preforms, solid solders, solder paints and other products. Described in a booklet from Enthoven Solders, 89 Upper Thames Street, London, E.C.4.

Plastics Used in Cables; their history and general characteristics described in a booklet "The Application of Plastics in the Cable Industry" from The Telegraph Construction and Maintenance Company, Telcon Works, Greenwich, London, S.E.10.

More Rectification

By "CATHODE RAY"

Far-reaching Effects of a Reservoir Capacitor

LAST month we considered Fig. 1, the simplest possible rectifier circuit, reduced to its simplest possible terms, namely a resistanceless generator of pure sine waves feeding a pure resistance load through a perfect rectifier, i.e., one having no resistance at all to current in one direction and infinite resistance to current in the opposite direction. We considered the readings of perfect voltmeters of various types connected to read the three possible voltages in the circuit—across generator, load, and rectifier—and perfect ammeters to read the one possible current. And in spite of taking a long time over this apparently simple and straightforward job, we didn't even finish it. We drew up a table of readings given by three types of voltmeter: (1) the ordinary moving-coil type used for d.c., which responds to mean values; (2) the same with a full-wave rectifier to adapt it for a.c., which responds to mean values of rectified voltages, but is scaled to read r.m.s. values, which are 11% higher; and (3) the electrostatic or moving iron or any other type that actually responds to r.m.s. values as well as being scaled in them. Most valve voltmeters are outside all these categories because, although usually scaled to read r.m.s. values, they respond to peak values. Our first job now is to complete the table by filling in the entries for this type of meter.


Again let us assume that the instrument is perfect, so that the rather complicated matter of its errors doesn't arise. Now we know that the r.m.s. value of a sine wave is equal to its peak value divided by $\sqrt{2}$; in the usual symbols, $E = E_{max}/\sqrt{2} = 0.707E_{max}$. So to make the peak voltmeter read r.m.s. values directly, it is arranged so that it indicates 0.707 times the peak value. Consequently when connected across the generator in Fig. 1, where it sees waveform 2(a), it reads E , the r.m.s. value—like the other types of a.c. voltmeter.

Next, connect it across the rectifier or the load. In either of these positions it sees waveform 2(b).

If the voltmeter has no blocking capacitor or transformer coupling it responds to the peak voltage from the zero line. Connected one way round, this peak voltage is E_{max} , and as the instrument is scaled to read 0.707 times this it reads E as before. If connected the other way round it receives only the half-cycle that has been removed by rectification, so the reading is nil.

But most valve voltmeters have a series capacitor,

Right: Fig. 1. The simplest possible rectifier circuit again.



Below: Fig. 2. Waveforms associated with Fig. 1: (a) across the generator; (b) across rectifier or load resistance; (c) after using a blocking capacitor on (b) to exclude the d.c. part.

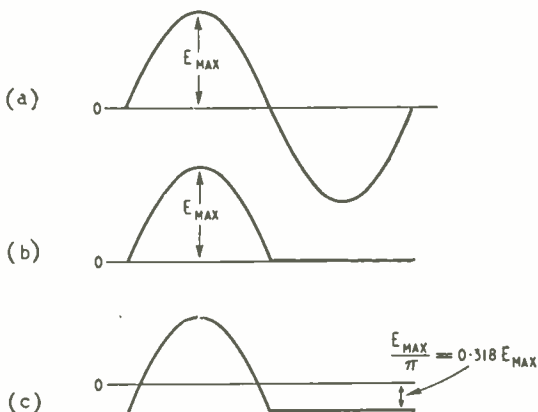


TABLE I

Type of voltmeter	Across generator (with or without blocking capacitor)	Across R_L or rectifier (without blocking capacitor)	Across R_L or rectifier (with blocking capacitor)
Mean (moving-coil)	0	0.450E or -0.450E	0
Rectifier	calibrated to read r.m.s. values of sine wave	E	0.551E
Square-law		E	0.545E
Peak		E or 0	0.682E or 0.318E

which blocks the d.c. component, and after the surge caused by the charging of this capacitor at the moment of connection has died away the voltmeter sees waveform 2(c). We have already found that the d.c. component is equal to the peak value divided by π , and the voltages are in the same proportion. So if connected one way the peak value is $(1-0.318) E_{max}$, and the other way $0.318 E_{max}$; and the readings, being 0.707 times these, are $0.682E$ and $0.318E$ respectively.

So except across the generator, where the waveform is symmetrical, the reading of the peak voltmeter depends on which way it is connected; hence the two pairs of entries in Table I for this type. The only other reading that is affected by direction is the mean value, and that is not with regard to the actual value of the reading but only its polarity.

We must remember once more that if the generator provided some other waveform than sinusoidal, most of the figures in the table would be different. We noted before that if a rectifier meter were connected across a source of square waves (whose mean, r.m.s. and peak values are all equal) it would read 11% high—because it is designed to do this in order to allow for the inequality of the mean and r.m.s. value of sine waves. The inequality between peak and r.m.s. values is the other way around and greater; our compensated peak voltmeter would read square waves nearly 30% low.

Now for Current

No type of ammeter that I know reads in proportion to peak values. The only way would be to put a very low resistance in circuit, amplify the voltage across it, and measure that with a peak voltmeter. A cathode-ray oscillograph would do as the amplifier and voltmeter. Any such arrangement would hardly be calibrated in either r.m.s. or mean values, so would not be comparable with other types of current meter. But while we are at it we might as well tabulate last month's findings for these other types (Table II).

Fig. 1 being a purely series circuit, there is only one current throughout, the waveform of which is as Fig. 2(b). But in the current table there are two columns of readings, because some meters receive the current directly, while others are coupled by a transformer, which eliminates the d.c. component. The moving-coil d.c. meter is always directly connected, for obvious reasons. But the rectifier meter can be connected either way, as in Fig. 3, and when it is used in a rectifier circuit the reading depends on which. In practice it is almost always transformer-coupled (b), because this allows the range to be varied by varying the number of primary turns in circuit. Fig. 3(a) only provides one range, up to the maximum rating of rectifiers and meter, because owing to the varying resistance of the rectifiers the range cannot be varied in the usual way by shunts. Lastly the square-law type, which is usually a heat operated instrument, because that can be accurately calibrated on d.c. The point to remember is that the true r.m.s. reading which it indicates (regardless of waveform) is, with a sinusoidal input to this simple circuit, 1.57 times the mean current, as read on a d.c. meter, so its heating power is $1.57^2 = 2.46$ times as much.

Having claimed so much of your valuable time on this absurdly simple(?) circuit, I may be running a grave risk of assault if I now calmly announce that it is of theoretical interest only, being rarely used in practice. But I hope that the effort may be seen to

have been worth while, as a convincing warning against tackling even the simplest rectifier circuits and calculations without due care and attention. They are thoroughly deceptive things. That being understood, however, perhaps I can deal with the practical types more sketchily.

The reason why Fig. 1 is rarely used in that simple form is that d.c. in the Fig. 2(b) form is rarely desired. But the smoothing circuits needed to reduce it to pure d.c. have the incidental effect of radically altering the rectifier circuit. So let us now look into rectifier circuits modified by smoothing.

The simplest is Fig. 1 with a capacitor connected across R_L , as in Fig. 4(a). A closely related variety is Fig. 4(b). These come in for a great deal of attention, because they are so much used; nearly all detectors, nearly all valve voltmeters, and nearly all the rectifier circuits in a.c./d.c. sets are essentially one or other of these types. Quite recently they were discussed at some length from the valve voltmeter point of view.* Pages and pages of data appear on them in the *Radio Designer's Handbook* and indeed in most books on radio. So all I am going to do now is to outline how C in Fig. 4(a) affects the currents and voltages.

If we were to continue on our hitherto ideal lines, we would assume that C was infinitely large, so as to provide perfect smoothing. But these assumptions would lead to the generator being required to supply an infinitely great current for an infinitesimally small time during each cycle; and to avoid such arrant

* M. G. Scroggie, *Wireless World*, June, p. 234, and July, p. 339, 1954.

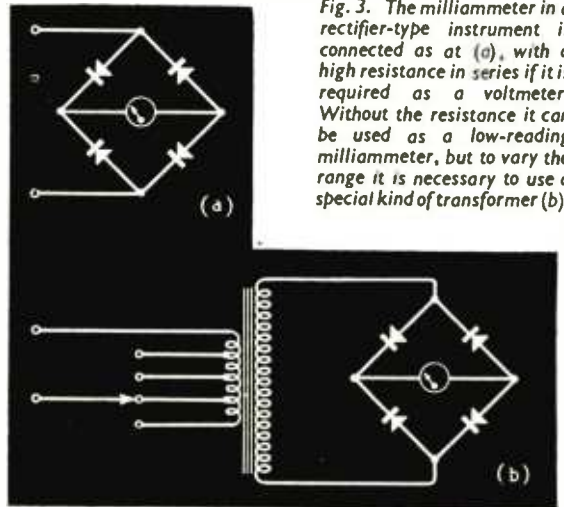


Fig. 3. The milliammeter in a rectifier-type instrument is connected as at (a), with a high resistance in series if it is required as a voltmeter. Without the resistance it can be used as a low-reading milliammeter, but to vary the range it is necessary to use a special kind of transformer (b).

TABLE II

Type of ammeter	Directly in circuit	Transformer coupled
Mean (moving-coil)	I_{av}	0
Rectifier	Calibrated to read r.m.s. values of sine wave	1.11 I_{av}
Square-law		1.57 I_{av}
		1.22 I_{av}
		1.21 I_{av}

Peak value = πI_{av}

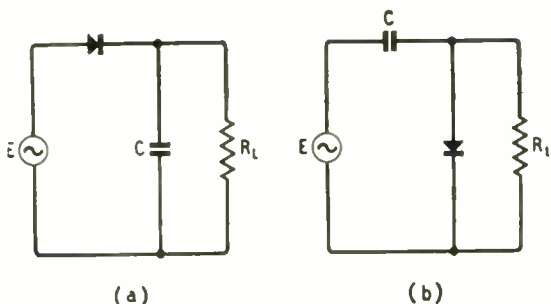


Fig. 4. Two varieties of the reservoir type of half-wave rectifier. (a) is used for power supply, and either (but usually (b)) for valve voltmeters.

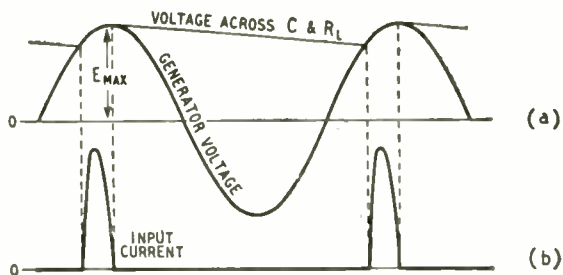


Fig. 5. Voltage and current waveforms for the Fig. 4 type of rectifier circuit.

nonsense we have to acknowledge the existence of resistance in the generator and rectifier (conducting phase). And this leads to all the complicated data and calculations referred to. However, the general picture is that when the rectifier conducts C charges up to nearly E_{max} and, provided its capacitance is large enough to keep current flowing steadily through R_L during the rest of the cycle, its voltage remains not far short of E_{max} (Fig. 5(a)). Consequently it is only close to the peak that the generator voltage is great enough to overcome the capacitor voltage and make current flow through the rectifier. During this small fraction of the cycle, the generator has to supply enough current to C (Fig. 5(b)) to keep current going through R_L all the time. The larger C is the less its voltage drops below E_{max} , the shorter the time during which current enters it from the rectifier, and the heavier that current must be. It is quite usual for it to be five or even ten or more times the load current. In fact, in power circuits, having to supply a lot of load current, it is necessary to limit C, or to insert extra series resistance, or both, if the rectifier is to be preserved from an early death.

What about the meter readings and the actual currents and voltages? In valve voltmeters and detectors, where it is output voltage rather than current that counts, the resistance R_L can be made very high, and the load current consequently very low; so the output voltage is nearly steady at only a very little below E_{max} . (This is very different from Fig. 1, where the output voltage (Fig. 2(b)) is very unsteady and only momentarily reaches E_{max} , its average value being less than one third as much.) In these circumstances the output current is of course also steady at nearly E_{max}/R_L . But the generator current through the rectifier, although it is bound to have the same average value (as would be shown by a moving-

coil milliammeter), consists of a series of brief pulses. If these pulses were square-cut, then if they lasted one n th of each cycle they would be n times the load current. But being peaky their peak value is even greater than this. Almost the only practical way to measure it is by means of the c.r. oscilloscope across a low series resistance.

As you may have guessed from our experience with the Fig. 2(b) waveform, the true r.m.s. value of this current is much greater than its mean value. Suppose we take as an example a circuit in which the mean output voltage is 95% of E_{max} . Fig. 30.5 in *Radio Designer's Handbook* shows that if the series resistance (generator, rectifier, and any added) is $0.0005 R_L$, the value of ωCR_L (time constant of the load multiplied by 2π times the frequency) is about 37. Fig. 30.8 in the same book then shows that (assuming constant rectifier forward resistance) the peak input current is nearly 20 times the mean output current, and the r.m.s. input current is about $3\frac{1}{2}$ times the output. So although a d.c. milliammeter in series with the rectifier would indicate the same current as in R_L , its heating effect in a given resistance would be about $3\frac{1}{2}^2$ or 12 times as great! If one chose the gauge of wire for the transformer secondary (acting as the generator) on the basis of the d.c. meter reading, one would probably be able to burn one's fingers on the transformer after it had been running some time. That is if the rectifier, chosen on the same basis, was still rectifying, which would be unlikely. For power units it is uneconomic to attempt a 95% voltage yield; it is more usual practice for the output voltage, after allowing for the drop in further smoothing if any, to be equal to about E , say 70% of E_{max} . The peak current is then of the order of five times the output, and the r.m.s. value a little over twice. Even so, its heating value is some five times that of the same current after smoothing.

Readings to Take

The measurement procedure with this type of rectifier circuit, then, is to use an ordinary d.c. milliammeter for the output current. Multiplying this by R_L gives the mean output voltage. Comparing this with the peak input voltage (which is $\sqrt{2}$ times its measured r.m.s. value if sinusoidal waveform can be assumed) and knowing the component values, we can look up data sheets to find the r.m.s. and peak input currents, which are needed to design the transformer and choose the rectifier. If the data sheets are lacking, or we want to check them, it is necessary to have a true r.m.s. current meter (preferably a thermojunction type; but keep it shorted except when taking a reading, or it will almost certainly burn out when switching on!) and the low resistance and oscilloscope or sensitive peak voltmeter. A rectifier type of a.c. milliammeter is really more than useless almost anywhere in a rectifier circuit, because the readings it gives are quite different from what they purport to be. A rectifier voltmeter can be used to measure the generator voltage, provided pure waveform can be guaranteed; but even quite small generator impedance is enough to upset this guarantee, because of the very peaky current waveform.

Usually there are some additional smoothing components between C and R_L , and these affect the situation in rather a complicated way. But provided that C is relatively large, the basic action of the circuit as already described is not altered out of all

recognition. Apart from the actual smoothing effect, which I discussed in the October and November 1949 issues, the main practical point to reckon with is the voltage drop in the series smoothing components, and that is easy enough.

Although Fig. 4(a) is very widely used for power supplies, that is because it is almost the only choice in a.c./d.c. sets, and not because it is a good circuit for power supplies. Because the rectifier passes current only once per cycle, the current it does pass has to be so large that a high-rated rectifier must be used. And for the same reason the voltage drop between current pulses is apt to be large, and the output needs a lot of smoothing. When the source is definitely a.c., so that a transformer can be used, it nearly always is used, in order to take advantage of certain benefits obtainable therewith. One of the benefits is the ability to use both half-cycles of the source, replenishing the reservoir C twice per cycle. Another is the ability to step up the voltage, not only in the transformer itself but also by the arrangement of rectifiers. There is the centre-tapped transformer full-wave circuit, the rectifier-bridge full-wave circuit, two sorts of voltage doubler, and a voltage quadrupler, besides some rarer varieties. The first of these is the commonest, and the only one I am going to take for the present.

Fig. 6 is the basic circuit. I have drawn it that way, because it is how it usually appears in circuit diagrams; but obviously it would look simpler and clearer if C and R_L were drawn straight across between the transformer centre tap and the junction between the rectifiers. That would help to bring out the fact that it is really the same as Fig. 4(a) supplemented by a second rectifier fed by a source in opposite phase, to double the number of current input pulses per second. But except for the reduction in output voltage fall during the cycle, there is no increase in voltage obtained by the doubling of the end-to-end secondary voltage. For this reason it is not the circuit one would choose for high-voltage low-current output. Even an ordinary receiver requiring, say, 350 V., necessitates a considerably higher transformer voltage. Using our rough rule that in power units the output voltage is about equal to the r.m.s. input voltage, we see that the peak voltage of each half of the secondary is $\sqrt{2} \times 350 = 495$ V., so the total peak secondary voltage is practically 1,000—much too high for one's health if one gets it between the hands!

Assuming that the circuit is balanced—rectifiers and secondary half-windings identical—it is obvious that if we connect our moving-coil milliammeter in series with either rectifier it should read half the load current. In practice there is usually an appreciable unbalance, but it ought not to be more than 10 or 15%. As with the half-wave circuit, the number of times the r.m.s. and peak values are greater than the mean depends on the component values and frequency. Approximately the same ratios—and output-voltage ripple—as in the half-wave circuit will be obtained in a full-wave circuit having everything the same, except for rectifier, etc., resistance being doubled on each side (because each carries only half the current) and C halved (because the ripple frequency is doubled).

Note that, although the voltage of the whole secondary coil in the full-wave circuit is in the same direction from end to end, so that the a.c. is likewise, the d.c. flows in opposite directions in the two halves.

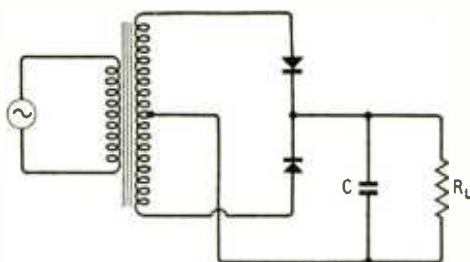


Fig. 6. Modification of Fig. 4(a) for full-wave rectification. This is the commonest type for supplying h.t. in a.c. receivers.

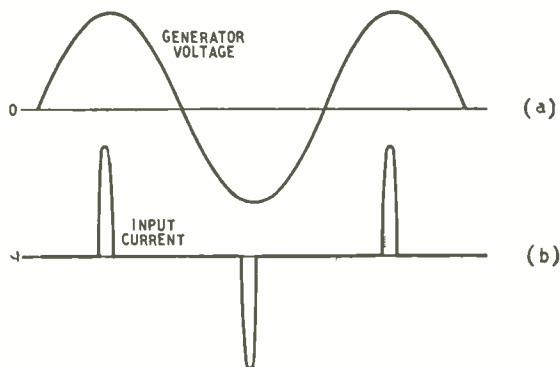


Fig. 7. Voltage and current waveforms in Fig. 6.

Consequently the core of the transformer is not magnetically polarized by d.c., as it is in the half-wave system, and this is a point in favour of the full-wave system. If it were not for the reservoir C, which distorts the current waveform into sharp peaks, the current would be sinusoidal, and the transformer would be working under the most comfortable conditions possible. As it is, however, the current is distorted, as in Fig. 7. Now here is a question. The r.m.s. value (E) of the transformer voltage is known, and for a given set of rectifier conditions and hence waveform the r.m.s. value (I) of the transformer current can be calculated. The question is, what is the power supplied by the transformer? Is it EI? In ordinary a.c. theory it would be, provided that E and I were in phase. Well, here they do seem to be, as near as makes no matter. But if you start calculating the power used up in the load, and add in the power lost in the rectifiers and transformer wire, you soon find that the power delivered by the transformer can't be accounted for on this basis. So, as there is no possibility of deceiving Nature's auditor with regard to the power balance sheet, the basis must be wrong.

Watch the Waveform

Well, it is just another example of how theory limited to sine waveform lets one down if applied to other waveforms regardless. As I mentioned some years ago while discussing phase,[†] it is not really allowable to compare the phases of dissimilar waveforms. It is true that the fundamental component of the Fig. 7(b) current is practically in phase with the

[†] *Wireless World*, May and June, 1948.

voltage, but the current is certainly not all fundamental. The peakier its waveform, the greater is the proportion in the form of harmonics. And while some half-cycles of these harmonics are admittedly flowing in the same direction as the generator voltage, others flow against it so represent negative power (i.e., power flowing back into the generator), and tend to cancel out the positive power. Just what the net result is necessitates a not-so-easy integration; but without knowing any integral calculus at all we can make sure that when the current is very peaky the power is *not* equal to EI . Suppose that the current is I_{max} for one-tenth of each half-cycle, from 81° to 99° , and zero elsewhere. During this time the voltage varies from $0.988 E_{max}$ to E_{max} and back again. Its average is clearly above 99% of E_{max} , so we shall be near enough if we say it is E_{max} . The power during this period is therefore practically $E_{max}I_{max}$, and for the rest of the half-cycle is zero. The average power is therefore one-tenth of this— $0.1 E_{max}I_{max}$. Now compare this with EI . E is $E_{max}/\sqrt{2}$. While it is flowing, the current is I_{max} ; the current-squared is I_{max}^2 ; the mean current-squared is $I_{max}^2/10$; the root mean current-squared or r.m.s. value is $I_{max}/\sqrt{10}$. So EI is $E_{max}I_{max}/\sqrt{20} = 0.223 E_{max}I_{max}$. In other words, the actual power is not EI but

$$\frac{0.1 EI}{0.223} = 0.447EI \quad \text{—}$$

less than half what it would have been with a sine current waveform having the same r.m.s. value.

But although the r.m.s. value of the current, such as would be indicated by an accurate thermojunction milliammeter, doesn't necessarily count in reckoning power delivered, it counts only too well in reckoning heating of any resistance it passes through, so again it is the value that must be used for choosing the gauge of wire for the transformer secondary.

Summary

Let us sum up the voltage and current lore concerning the full-wave reservoir rectifier circuit. Voltages present little difficulty in practice: the "generator" (i.e. transformer secondary) usually supplies something reasonably sinusoidal, which can therefore be measured with any reasonably accurate voltmeter having an appropriate a.c. range. The significant voltage at the output is the mean value, measured with a moving-coil voltmeter. So far, the ordinary multi-range test meter is sufficient. The actual peak inverse voltage across either rectifier is important, but one doesn't usually bother to measure it, because the most it can be is a trifle less than twice the *peak* half-secondary voltage (or, if you prefer, a trifle less than the peak voltage across the whole secondary). The reason is pretty obvious: the greatest instantaneous voltage the generator can apply in the "wrong" direction is E_{max} , and at that moment C is also applying a voltage in the same direction, which at no-load would be very nearly E_{max} . So to be on the safe side the peak inverse voltage with this circuit is always taken as $2E_{max}$, or $2\sqrt{2}E = 2.8E$.

If one is interested in ripple voltage, then certainly complications do arise, because it has a decidedly non-sinusoidal waveform. But usually there is no need to distinguish very clearly between the several possible values—a rough idea will do. The peak value can be read by means of a peak valve voltmeter with blocking capacitor, or alternatively an oscilloscope.

Currents are trickier. There are:

(1) The mean value of the output current, measured by a moving-coil meter in series with R_L . This should equal the sum of the readings on the same meter connected to measure each rectifier current in turn.

(2) The peak value of the current through each rectifier. This is important for voltage rating. Use about 5Ω of resistance and a sensitive peak voltmeter or oscilloscope.

(3) The r.m.s. value of current through each rectifier. This is measurable with a thermal meter and is the one that must be used for calculating watts loss.

(4) The equivalent r.m.s. value of sinusoidal current in phase with the voltage. Presumably this could be measured by means of a suitable wattmeter, by dividing the watts supplied from the whole secondary by the r.m.s. voltage of the same. Lacking the suitable wattmeter (as most people do), one would have to reckon up the wattage bit by bit: chiefly the load power (load current \times load voltage), plus twice the square of the r.m.s. current through either rectifier multiplied by the effective resistance of either rectifier and any limiting resistance in series with it.

(5) The ripple current through C . This is necessary for checking that the rating for the capacitor is not being exceeded. If a r.m.s. current meter is available, it can be read directly by connecting the meter in series with C . Because the ripple voltage waveform is far from sinusoidal—and the current waveform still farther from it, because the reduced reactance of C at higher frequencies favours the harmonics—the reading on a rectifier-type meter is likely to be somewhat out, but perhaps good enough for the purpose.

A disadvantage of the reservoir type of rectifier circuit, half-wave or full-wave, is that if the load is absent—as happens if the rectifiers come into action before the valves in the set have warmed up—the output voltage rises to nearly E_{max} . So if the smoothing capacitors have been chosen on a $E_{max}/\sqrt{2}$ basis they are not likely to be very happy during these periods. For this and other reasons (such as avoiding high rectifier peak current) use is sometimes made of the "choke input" circuit, in which a so-called swinging choke is connected between the rectifiers and C . This type of circuit works quite differently from any we have discussed, and would demand several pages to itself, moreover it is practically never used in domestic equipment, so I am only just mentioning it to show that when you have explored all the voltage-doubling etc. types there are still more worlds to conquer!

Receiving Valve Manual


VALVES for colour television are included in the latest edition (RC-17) of the well-known RCA "Receiving Tube Manual" which is now available in this country. The book has been revised, expanded and brought up to date, and contains technical data on more than 500 valves and c.r. tubes. There are also sections on basic theory, interpretation of data, applications, installation and testing which contain a good deal of new matter. The section on circuits now includes several new circuits for use in high-quality audio amplifiers. Among these are a low-distortion input amplifier stage, a two-stage input amplifier using cathode-follower output, a bass and treble tone-control amplifier stage and a complete 10-watt high-quality amplifier.

Priced at sixty cents in the U.S.A., the manual is available in this country from RCA Photophone, Ltd., 36, Woodstock Grove, Shepherd's Bush, London, W.12, at 8s.

Pocket Wire Recorder

PLAYING times of up to 2½ hours are provided in the German-designed "Minifon 54" recorder which is to be distributed in this country by the "Emidicta" Division of E.M.I. Sales and Service, Ltd., 363, Oxford Street, London.

Measuring 6½ × 4½ × 1½ in and weighing only 2½ lb with batteries, the "Minifon" is a remarkable example of



"Minifon 54" wire recorder with lapel microphone and stethophone earpiece.

miniaturization, particularly in the mechanical drive mechanism and controls, which are of watch-like precision. A 12-V layer-built battery costing 5s 6d gives a running time of 10 to 15 hours. The motor, which is governed, drives a large diameter take-up spool which ensures a virtually constant winding speed of 11.8 in (30 cm)/sec: re-winding is at 2½ times this speed. The wire diameter is 0.002 in.

A three-stage amplifier using hearing-aid type valves is used for recording and playback, and runs from separate 1.5-V and 30-V batteries. The recorded frequency range claimed is 200-4,000 c/s and the quality of reproduction with saturation bias (a permanent magnet is used for erasure) is more than adequate for speech.

The basic price of the "Minifon 54" is £85 with batteries, 1-hour duration spool, lapel microphone, stethophone earpiece, and leather case. Numerous accessories are available including a wrist microphone, typists' foot-control unit, mains power supply unit for the motor, and a pick-up coil for recording two-way telephone conversations.

News from the Clubs

Birkenhead.—The Wirral Amateur Radio Society continues to meet at 7.30 on the first and third Wednesdays of each month at the Y.M.C.A., Whetstone Lane, Birkenhead. Sec.: A. C. Wattleworth, 17, Iris Avenue, Claughton, Birkenhead, Cheshire.

Birmingham.—"Television Aerials" is the subject of the talk to be given by A. P. Hale, of Belling & Lee, to members of the Slade Radio Society at their meeting on November 12th at 7.45 at the Church House, High Street, Erdington. The annual general meeting will be held on November 26th. Sec.: C. N. Smart, 110, Woolmore Road, Erdington, Birmingham, 23.

Portsmouth.—The Portsmouth & District Radio Society now has its own club room, open every evening, at the British Legion Club, Queen's Crescent, Southsea. Meetings are held each Tuesday at 7.30. The November programme includes films (2nd), a lecture on television (9th) and a discussion on television interference (23rd). The club operates a QRP

transmitter, G3DIT. Sec.: L. B. Rooms (G8BU), 51, Locks-way Road, Milton, Portsmouth, Hants.

Cleckheaton.—At the November 3rd meeting of the Spen Valley & District Radio & Television Society D. Skirrow (G3GFD) will speak on "Radio Valves and their Uses." The subject for the meeting on November 17th is "Oscilloscopes" by G. F. Craven, of Craven Electronic Instruments. Meetings are held at 7.30 at the Temperance Hall, Cleckheaton. Sec.: N. Pride, 100, Raikes Lane, Birstall, Leeds, Yorks.

Newark.—Technical films will be shown at the meeting of the Newark & District Amateur Radio Society at 7.0 on November 7th at the Northern Hotel, Newark. At the mid-monthly meeting at Northgate House at 7.0 on November 18th a commercial trans-receiver will be demonstrated. Sec.: J. R. Clayton, 160, Wolsey Road, Newark, Notts.

Romford.—Meetings of the Romford & District Amateur Radio Society are held each Tuesday at 8.15 at R.A.F.A. House, 18, Carlton Road, Romford. Details of the winter programme, which includes lectures, discussions and films, are available from the secretary, N. Miller, 18, Mascalls Gardens, Brentwood, Essex.

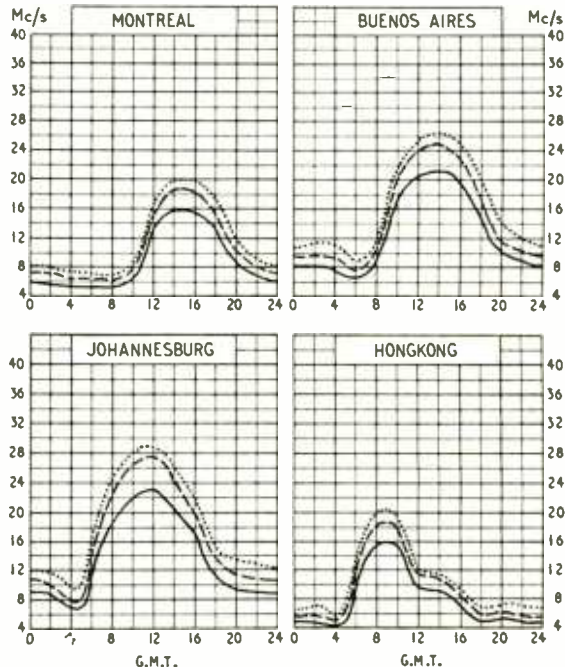
Southend.—Meetings of the Southend & District Radio Society are temporarily being held at the Ekco Works, Southend-on-Sea, on alternate Fridays at 7.45, the November meetings being on the 12th and 26th. Sec.: J. H. Barrance, M.B.E. (G3BU), 49, Swanage Road, Southend-on-Sea, Essex.

Short-wave Conditions

Predictions for November

THE full-line curves given here indicate the highest frequencies likely to be usable at any time of the day or night for reliable communications over four long-distance paths from this country during November.

Broken-line curves give the highest frequencies that will sustain a partial service throughout the same period.



- FREQUENCY BELOW WHICH COMMUNICATION SHOULD BE POSSIBLE ON ALL UNDISTURBED DAYS
- - - - PREDICTED AVERAGE MAXIMUM USABLE FREQUENCY
- FREQUENCY BELOW WHICH COMMUNICATION SHOULD BE POSSIBLE FOR 25% OF THE TOTAL TIME

Measurement of Phase and Amplitude

Simple Method for Use with Feedback Amplifiers

By H. H. OGILVY, D.L.C.(Eng.), A.M.I.E.E.

IT is well known that high-gain negative feedback amplifiers tend to become, in fact, positive feedback amplifiers at extreme frequencies and may, unless special phase shifting and attenuating circuits are introduced, actually oscillate and become useless for the purpose intended. Feedback amplifiers, such as those used for computing are especially likely to be troublesome, since the feedback is usually about 100%. It is very desirable to be able to measure the characteristics of a prototype amplifier so that the tendency to oscillate, or rather, the stability margin, may be determined and, if insufficient, the necessary steps taken to improve this margin. The data required to assess the performance is usually presented in the form of a Nyquist diagram, and the preparation of this diagram requires the measurement of relative phase and amplitude of output with respect to input under open loop conditions over a wide range of frequencies. In particular, the measurement of phase presents some difficulty.

The conventional method is to use a cathode-ray oscilloscope and estimate phase from a Lissajous

figure. This is rather clumsy and uncertain since the characteristics of the C.R.O. amplifier cause phase shift, particularly at the lower and upper frequencies. Commercial equipment is available for the measurement of phase, but is usually rather costly and complex. The method to be described is simple and economical.

If two sine waves of the same amplitude and frequency but differing in phase by an angle ϕ are added together, the resultant is also a sine wave, i.e., the resultant,

$$\begin{aligned} v &= V \sin \omega t + V \sin(\omega t + \phi) \\ &= V \sin \omega t + V \sin \omega t \cdot \cos \phi + V \cos \omega t \sin \phi \\ &= V(1 + \cos \phi) \sin \omega t + V \sin \phi \cos \omega t \\ &= V \sqrt{(1 + \cos \phi)^2 + \sin^2 \phi} \sin(\omega t + \alpha) \end{aligned}$$

where $\alpha = \tan^{-1} \frac{\sin \phi}{1 + \cos \phi}$

$$\begin{aligned} &= V \sqrt{\cos^2 \phi + \sin^2 \phi + 1 + 2 \cos \phi} \sin(\omega t + \alpha) \\ &= \sqrt{2V} \sqrt{1 + \cos \phi} \sin(\omega t + \alpha) \end{aligned}$$

Hence the amplitude of the resultant is proportional to $\sqrt{1 + \cos \phi}$ where ϕ is the phase angle. The deflection of a C.R.O. or a moving coil rectifier instrument would therefore be dependent on this function. The maximum value of $\sqrt{1 + \cos \phi}$ occurs when $\phi = 0$ and if full-scale deflection ($D = 1$) on the indicating instrument occurs when $\phi = 0$ then $D = K \sqrt{1 + \cos \phi}$, where K is a constant. Hence $1 = K \sqrt{1 + 1}$ and $K = 1/\sqrt{2}$ and therefore $D = \frac{1}{\sqrt{2}} \sqrt{1 + \cos \phi}$ or $\cos \phi = 2D^2 - 1$ and $\phi = \cos^{-1}(2D^2 - 1)$.

Fig. 1 shows the curve relating phase angle to relative deflection (full line). Phase angles between 80° and 180° are easily determined from the deflection, but below 80° the rate of change of phase with deflection becomes too great for reasonable accuracy of

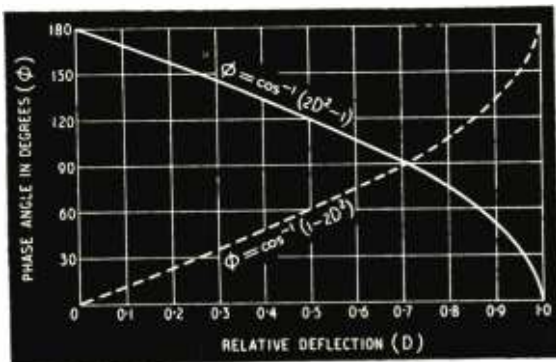


Fig. 1. Relative amplitudes resulting from the addition of two sine waves of equal amplitude and frequency, but with different phases.

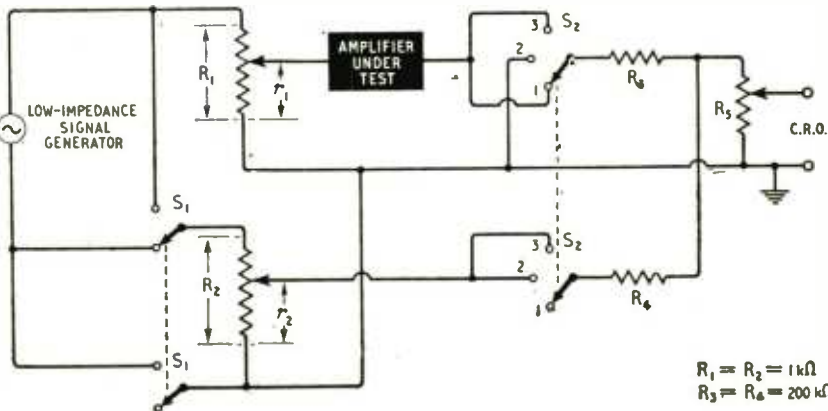


Fig. 2. Schematic diagram of phase measuring apparatus.

$R_1 = R_2 = 1 \text{ k}\Omega$
 $R_3 = R_4 = 200 \text{ k}\Omega$

observation. However, if the reference signal, $V \sin \omega t$ is reversed in phase the resultant wave is now

$$v = -V \sin \omega t + V \sin (\omega t + \phi)$$

and this gives a resultant amplitude of $\sqrt{2V} \sqrt{1 - \cos \phi}$. The relative deflection (D) is now 0 when $\phi = 0$ and 1 when $\phi = 180^\circ$, if the constant of proportionality is obtained as before. Hence the expression $\phi = \cos^{-1}(1 - 2D^2)$ is obtained and this is also plotted in Fig. 1 (broken line) showing that phase angles between 0° and 100° may be accurately determined. It should be understood, of course, that this method does not differentiate between leading and lagging angles, but where there is a doubt the sense can be easily determined. In general, the condition required, i.e., that both signals to be compared must be of equal amplitude, will not apply but the method to be described shows how this may be achieved quite simply.

The basic scheme for measurement of phase and amplitude is shown in Fig. 2. It is assumed that a low-impedance signal generator is fed into two potentiometers of equal and relatively low resistance (about 1,000 ohms). With the switch, S_1 , in the position shown, equal antiphase voltages are available at the wipers of R_1 and R_2 with respect to earth. This condition is therefore suitable for the measurement of phase angles between 0° and 100° . The amplifier under examination is fed from the wiper of R_1 which is set to some convenient value ($= r_1$) sufficiently small to avoid saturation of the amplifier. With S_2 in position 1 the deflection of the C.R.O. is adjusted, using R_3 , to 50% of a predetermined arbitrary magnitude. S_2 is then placed in position 2 and R_2 adjusted for the same deflection ($= r_2$). The condition of equality of amplitudes has thus been achieved and the ratio r_2/r_1 is obviously the gain of the amplifier at the particular frequency.

If S_2 is now placed in position 3, the output of the amplifier $= V \sin (\omega t + \phi)$ is now added to the reference $= -V \sin \omega t$ in the network R_3, R_4 and R_5 . The arbitrary full scale deflection will occur when $\phi = 180^\circ$. The relative deflection obtained will be according to the law $\phi = \cos^{-1}(1 - 2D^2)$ and ϕ may be determined from the curve in Fig. 1.

For phase angles greater than 100° , S_1 should be placed in the upper position and then $\phi = \cos^{-1}(2D^2 - 1)$. In the majority of cases, the sense of the phase angle will not be in doubt. Where there is uncertainty, however, the sense may be determined by making the output of the amplifier lag, using a simple RC circuit and repeating the above procedure. If the angle obtained has increased, then the original angle must have been negative or lagging. The facilitate measurements, the C.R.O. time base should be switched off, except when checking the amplifier output for saturation.

Although the scheme shown in Fig. 2 will be satisfactory for many purposes, there may be errors in measurement at the higher frequencies due to unequal impedances to earth at the terminals of the signal generator. Also, in some applications, it may be undesirable to load the device under test, even though the load (R_3) is several hundred thousand ohms. To overcome these difficulties, the circuit shown in Fig. 3 is suggested. This presents a very high impedance to the amplifier. Phase splitting is obtained electronically by $V1a$ which is one-half of a double triode (12AT7). The measurement procedure is the same as before. The potentiometer R_3 , may be fed into an amplifier of low output impedance and used to drive a moving coil rectifier meter. For convenience this meter may be scaled according to the law relating phase angle (ϕ) to relative deflection (D) (Fig. 1) and phase read off directly.

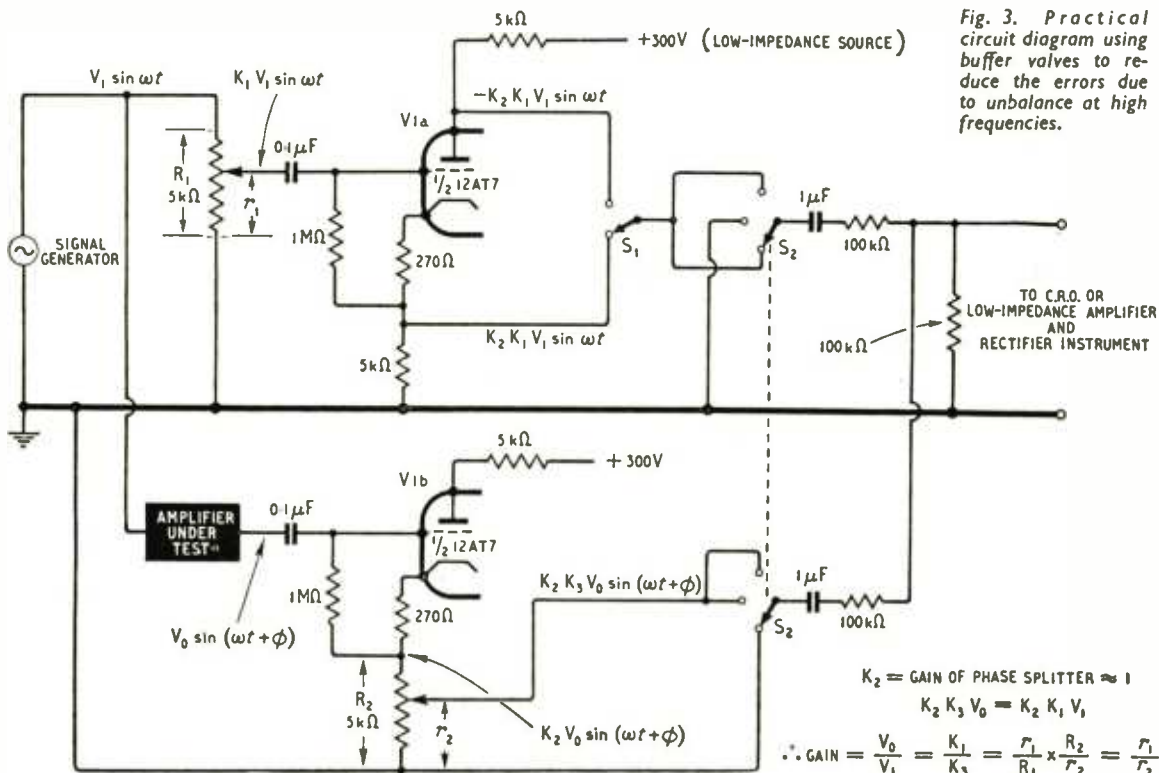


Fig. 3. Practical circuit diagram using buffer valves to reduce the errors due to unbalance at high frequencies.

NOVEMBER MEETINGS

Institution of Electrical Engineers

London.—November 8th. Discussion on "Methods of Teaching Technical Writing" opened by G. Parr at 6.0.

November 10th. "Standard Frequency Transmissions" by L. Essen, D.Sc., Ph.D., at 5.30, followed by "The Standard Frequency Monitor at the National Physical Laboratory" by J. McA. Steele, B.Sc.(Eng.), and "Standard Frequency Transmission Equipment at Rugby Radio Station" by H. B. Law, B.Sc.Tech.

November 16th. Celebration of the Jubilee of the Thermionic Valve commencing at 2.30 with the address of the Lord President of the Council, the Marquess of Salisbury, followed by "The Genesis of the Thermionic Valve" by Professor G. W. O. Howe, D.Sc., LL.D. At 3.30 "Thermionic Devices from the Development of the Triode up to 1939" by Sir Edward Appleton, D.Sc., LL.D., F.R.S., and at 5.30 "Developments in Thermionic Devices since 1939" by J. Thomson, M.A., Ph.D., D.Sc.

November 22nd. "Plastics for the Radio Engineer" by Maldwyn Jones at 5.30.

November 23rd. "The Application of the Hall Effect in a Semi-Conductor to the Measurement of Power in an Electromagnetic Field" by Professor H. E. M. Barlow, Ph.D., B.Sc.(Eng.), at 5.30 followed by "Audio-Frequency Power Measurements by Dynamometer Wattmeters" by A. H. M. Arnold, Ph.D., D.Eng.

November 30th. Discussion on "The Servicing of Electronic Measuring Instruments and its Effect on their Design" opened by Denis Taylor, M.Sc., Ph.D., at 5.30.

All the above meetings will be held at Savoy Place, London, W.C.2.

East Midland Centre.—November 9th. "Properties and Application of High Permeability Magnetic Alloys" by G. A. V. Sower, Ph.D., B.Sc., at 6.30 at Loughborough College.

November 23rd. "Telemetering for System Operation" by R. H. Dunn, B.Sc., and C. H. Chambers, at 6.30 at the Gas Dept., Demonstration Theatre, Nottingham.

November 26th. "A Radio Position Fixing System for Ships and Aircraft" by C. Powell at 6.30 at the College of Technology, Leicester.

North Midland Centre.—November 9th. Discussion on "The New I.E.E. Examination Regulations" opened by E. C. Walton, B.Eng., Ph.D., at 6.30 at 1, Whitehall Road, Leeds.

North-Western Radio Group.—November 24th. "The Manchester-Kirk o'Shotts Television Radio-Relay System" by G. Dawson, B.Sc., L. L. Hall, K. G. Hodgson, B.A., R. A. Meers, and J. H. H. Merriman, M.Sc., at 6.45 at the Telephone House, Chapel Street, Salford.

South Midland Centre.—November 22nd. "Loudspeaker Systems—Recent Trends in Design" by Major A. E. Falkus, B.Sc.(Eng.), at 6.0 at the James Watt Memorial Institute, Great Charles Street, Birmingham.

November 25th. "Colour Television" by C. J. Hirsch at 7.15 at the Winter Gardens Restaurant, Gt. Malvern.

Reading District.—November 29th. "Television Interference" by K. R. Seamans at 7.15 at the George Hotel, Reading.

British Institution of Radio Engineers

London Section.—November 24th. "The Development and Design of Direct-Coupled Oscilloscopes for Industry and Research" by M. J. Goddard at 6.30 at the London School of Hygiene and Tropical Medicine, Keppel Street, W.C.1.

Scottish Section.—November 4th. "The Latest Developments in TV Cameras" by H. McGhee at 7.0 at the Institution of Engineers and Shipbuilders, Elmbank Crescent, Glasgow.

Merseyside Section.—November 4th. "Radio Receiving Valve Manufacture" by G. P. Thwaites, B.Sc., at 7.15 at the College of Technology, Byrom Street, Liverpool, 3.

North-Western Section.—November 4th. "Electronic Servo Mechanisms" by J. L. Russell at 7.0.

November 30th. "Electronics and the Wind Tunnel" by G. J. Scoles, B.Sc., at 7.0.

Both meetings will take place at the Reynolds Hall, College of Technology, Sackville Street, Manchester.

North-Eastern Section.—November 10th. "Stereophonic Sound" by R. A. Bull, B.Sc.(Eng.), at 6.0 at Neville Hall, Westgate Road, Newcastle-upon-Tyne.

South Wales Section.—November 17th. "The Techniques of Power Measurements from D.C. to 5 Mc/s" by G. F. Lawrence at 6.30 at the College of Technology, Cathays Park, Cardiff.

British Sound Recording Association

London.—November 19th. "Balance and Control" by G. Elliott at 7.0 at the Royal Society of Arts, John Adam Street, W.C.2.

Manchester Centre.—November 22nd. "Transformers and Chokes" by J. S. Holiday at 7.30 at the Engineers' Club, Albert Square, Manchester.

South-Western Centre.—November 24th. "Hi-Fi Can Be Music" by N. C. Mordaunt (Tannoy) at 7.30 at Callard's Café, Torquay, Devon. (Joint meeting with Incorporated Practical Radio Engineers).

Physical Society

November 5th. Duddell Lecture, "The Development and use of Large Radio Telescopes," by Professor A. C. B. Lovell at 5.0 at Burlington House, London, W.1.

Television Society

London.—November 12th. "Faulty Interlacing" by G. N. Patchett, Ph.D., B.Sc., at 7.0 at the Cinematograph Exhibitors' Association, 164, Shaltesbury Avenue, W.C.2.

November 18th. Conversation to mark the Jubilee of the Invention of the Thermionic Valve at 7.0 at University College, Gower Street, W.C.2.

November 25th. "European Television Programme Exchanges" by M. J. L. Pulling, O.B.E., M.A., (B.B.C.) at 7.0 at the C.E.A., 164, Shaltesbury Avenue, W.C.2.

British Kinematograph Society

London.—November 24th. "Factors Affecting Quality in Colour Television" by I. J. P. James, B.Sc., at 7.15 at the Gaumont-British Theatre, Film House, Wardour Street, W.1.

Radio Society of Great Britain

November 19th. Technical films at 6.30 at the I.E.E., Savoy Place, London, W.C.2.

Progress in SOUND

TRIX equipment maintains a long-established tradition of progressive design and high-grade workmanship. There are standard units for every requirement, each a masterly expression of sound-reproduction technique. For large or small installations, our catalogue and expert advice are freely at your disposal.

MODEL G 7822

This new Ribbon microphone with superlative performance and attractive streamlined appearance, is of exceptionally small size and weight, measuring only 1½ in. in diameter.

With high sensitivity and minimum of feedback effects, it can be supplied in satin chrome or bronze finish, and with additional switch-box attachment if desired.



MODEL RE48. A heavy duty, reflex type, weather-proof horn speaker with

exceptional range and performance. Very suitable for all public address work.

SERVICE IN SOUND BY



The TRIX ELECTRICAL CO. LTD.
1-5 MAPLE PLACE, TOTTENHAM CT ROAD,
LONDON, W.1 Phone: MUSEUM 5817
Telegrams and Cables: TRIXADIO, WESDO, LOFIDON

RANDOM RADIATIONS

By "DIALLIST"

TV Interference with Radio

THERE IS perhaps far more interference radiated by television receivers, to which J. Platts and G. O. Thacker refer in last month's *Wireless World*, than is generally realized. Many owners of broadcast receivers have come to regard any unwanted noise from the loudspeaker as just one of those things and don't know that, if they will only report it, the P.O. engineers will do their best to help. No one should be allowed to operate a television receiver which spreads alarm and despondency among his listening and viewing neighbours. But the P.O. anti-interference people either don't realize the existence of clause No. 4 of the television licence schedule or have been instructed not to enforce it—or to prohibit the use of the offending set (under clause 7) until it has been rendered innocuous.

A Bit Much?

The people really to blame, of course, when television interference is broadcast, are not the users but the manufacturers. It never occurs to the ordinary completely non-technical buyer of a TV receiver that the set of his choice may possibly cause various unpleasant things to happen to his neighbours' receivers whenever he switches it on. The advertisements assure him that it is the best of the lot; his wife likes the cabinet; the 17-inch tube will take the wind out of the sails of the Robinson's 15-inch next door. He puts down his money, or signs a "never-never" agreement, and feels that a good job has been well done. Can't you imagine his indignation and his "Pygmalion" retort when the P.O. engineers diffidently suggest that he should have something done to his beautiful set and pay for it? A warning to manufacturers by the P.M.G. that after a certain not-too-far ahead date a ban on the use of interfering receivers would be enforced might work wonders. The new B.R.E.M.A. standards for manufacturers should bring about a great improvement; but not all makers of television receivers are members of the association.

Anti-Flutter

WITH the rapid expansion of both civil and military aviation each year

sees more and more planes in the air. Unless we live in remote places they now pass over or near our homes at all hours of the day and night. Aeroplane flutter is already one of the commonest kinds of interference with television, particularly in places near aerodromes, or on regular flying routes. No form of a.g.c. seems able to cope adequately with flutter, for the time constants of the circuits are too long. Here's an opportunity for someone to develop an effective system of "automatic flutter suppression." It's sure to be done some day. As a dweller within a couple of miles of a big and busy aerodrome, I hope fervently that it may come soon.

All-Dry Sets

THE "ALL-DRY" receiver has many attractive points; and there is still more to be said for the kind that can be worked from the mains or from its own batteries. The "pros" for both sorts are that they are light, genuinely portable and of small size. But there is one serious "con" and that is the comparatively short life of the rather expensive combined h.t. and l.t. battery. Actually, it's the filament part of this battery which passes out, as a rule, and leads to distortion and, eventually, to a signal

too weak to be of any use. When the filament section has packed up the h.t. cells would usually be good for many more hours of useful service. Would it not be a great improvement if the h.t. and l.t. dry batteries were separate units? I haven't a doubt that it would; nor should there be any difficulty about it for set makers or battery manufacturers.

Time by the Forelock

DURING a recent visit to East Anglia I noticed over one house the familiar vertical H television aerial and a very much smaller horizontal array. The orientation appeared to be about right for Wrotham; but could this moderately powered f.m. transmitter possibly be receivable at so great a distance? The answer came a day or two later when I happened to meet the owner of the house. "Do you find Wrotham any good here?" I asked. "Wrotham," he said; "What's that?" "Why, the B.B.C. experimental f.m. station. Isn't that what your horizontal array's for?" He laughed: "Oh no," he said, "that's for Norwich, when it gets going." Nothing like being in good time! The temporary Norwich TV station, using, I believe, the present channel 3 Brighton "booster" as its transmitter, isn't due to make a start for 5 or 6 months yet.

Modern Mains Receivers

THE thing that I like least about our mains receivers of to-day is that the



"WIRELESS WORLD" PUBLICATIONS

	Net Price	By Post
RADIO LABORATORY HANDBOOK. M. G. Scroggle, B.Sc., M.I.E.E. 6th Edition	25/-	26/3
RADIO VALVE DATA. 4th Edition Compiled by the Staff of "Wireless World"	3/6	3/10
SHORT-WAVE RADIO AND THE IONOSPHERE. T. W. Bennington, Engineering Division, B.B.C. Second Edition.	10/6	10/10
SUPERHETERODYNE TELEVISION UNIT. Second Edition.	2/6	2/8
INTRODUCTION TO VALVES. R. W. Hallows, M.A. (Cantab.), M.I.E.E., and H. K. Milward, B.Sc. (Lond.), A.M.I.E.E. ...	8/6	8/10
WIRELESS WORLD TELEVISION RECEIVER MODEL II: Complete constructional details with notes on modernizing the original design	3/6	3/9
RADIO INTERFERENCE SUPPRESSION as Applied to Radio and Television Reception. G. L. Stephens, A.M.I.E.E. ...	10/6	10/11
SOUND RECORDING AND REPRODUCTION. A B.B.C. Engineering Training Manual. J. W. Godfrey and S. W. Amos, B.Sc. (Hons.), A.M.I.E.E.	30/-	30/8
ADVANCED THEORY OF WAVEGUIDES. L. Lewin ...	30/-	30/7
FOUNDATIONS OF WIRELESS. M. G. Scroggle, B.Sc., M.I.E.E. 5th Edition	12/6	13/-
TELEVISION RECEIVING EQUIPMENT. W. T. Cocking, M.I.E.E. 3rd Edition	18/-	18/8

A complete list of books is available on application.
Obtainable from all leading booksellers or from

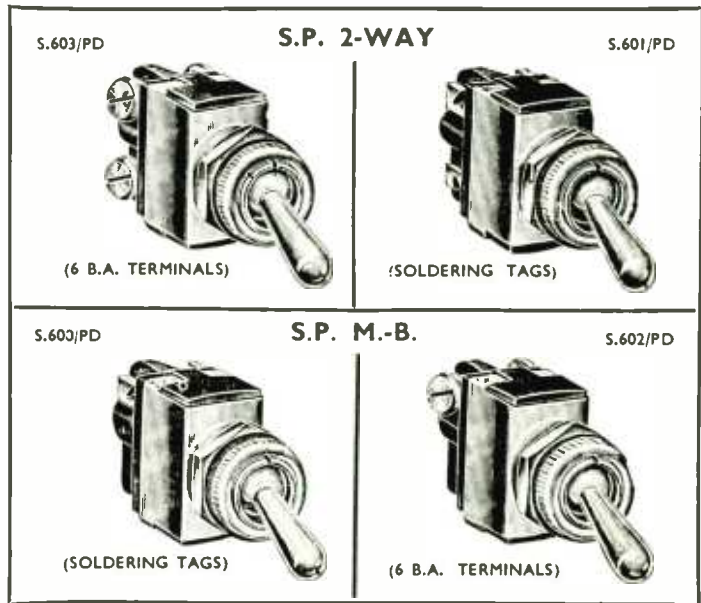
ILIFFE & SONS LTD., Dorset House, Stamford Street, London, S.E.1.

great majority are built on a.c./d.c. lines with no transformer between them and the supply mains. On d.c. there's nothing much amiss, for neither sound nor television receivers will work unless the mains plug is put the right way round into its socket. But on a.c. both will function whichever way it's inserted. According to the law of averages this means that at any time half the mains sets operated on a.c.—say 5,000,000 "sound" and 1,500,000 television—are working with their chassis directly connected to the phase wire and with nothing earthed. The thought of all those acres of chassis swinging through 500-700 volts peak-to-peak 50 times each second must be a rather solemn one to any electrical engineer brought up on the old sound principles. Ours is, I believe, the only civilized country in which this sort of thing is permitted and I can't help feeling sorry that the I.E.E. regulation about the use of an isolating transformer between a.c. mains and apparatus was ever relaxed. But there it is, and we've got to make the best of it. As a safeguard, my suggestion is that all mains leads should be fitted with sockets which can be connected in one way only to the plugs in the receiver and that at the other end there should be a 3-pin plug. Those who install receivers should be required to see that the a.c. power supply is from a correctly connected 3-pin socket.



BULGIN

MOULDED TOGGLE-SWITCHES



ALL-MOULDED-INSULATION SINGLE-POLE Q.M.B. SNAP-ACTION TOGGLE-SWITCHES

THESE entirely new BULGIN Miniature Toggle Switches have been introduced to meet a need which will grow, for switches with all-moulded insulation and high test-voltage, with maintained high-insulation-MΩ even under adverse climatic conditions, or for switching to high-Ω "loads." They continue the firmly-established BULGIN reputation for reliable snap-toggle-Q.M.B. switches, meeting new needs. Alternatives with ball-dolly can be supplied.

BRIEF SPECIFICATION

Moulded Body and internal insulation of Thermo-setting Bakelite to Grade II/M, R.C.S.1000. Brass moving- and H.C.-copper fixed-Contacts with heavy SILVER-plating (to R.C.S.1000/7/2/2/2 if requested, and if ordered in quantity). External Metal parts heavily Nickel-plated, B.S.1224 (case=steel; Bush, dolly, nuts=Brass).

INSULATION RESISTANCE NOT LESS THAN 100MΩ AT 500V.

★ FOR FULL DETAILS SEND FOR CATALOGUE (REF. 193/WW) PRICE 1/- POST FREE.



MANUFACTURERS OF RADIO AND ELECTRONIC COMPONENTS
A. F. BULGIN & CO. LTD.,
 BYE-PASS ROAD, BARKING, ESSEX

Telephone: RIPPleway 3474 (5 lines)

UNBIASED

By FREE GRID

Stars or Sunspots?

FORECASTING the future by means of the calculated positions of the heavenly bodies at certain given times is known as astrology when carried out by Madame Estelle or by those journals which cater for the unlettered masses, and astronomy when employed by the Astronomer Royal to give us the dates and times of tides and eclipses.

Now, astrologers usually confine their prophecies to things like love, marriage and other disasters which depend on the whimsy of women and it is not very surprising therefore, that their percentage of success is so low. The Astronomer Royal on the other hand, eschewing women and their ways, bases his forecasts on the solid rock of science and so obtains 100% success.

I draw attention to these facts because something quite new in the realm of these stellar forecasts has made its appearance and this something concerns we radio men very much indeed. A super-modern stargazer hailing from the U.S.A. claims to be able to forecast ionospheric conditions for radio transmissions at certain times by studying the stars instead of sunspots.

This celestial observer has secured the backing of one of the largest radio organizations in America, which has published figures showing that his successful forecasts represent 92% of the whole. However, in the opinion of some British ionosphericists, this rather startling figure is obtained by a method of relating forecasts to ionospheric disturbances which, technically speaking, is open to question.

I am inclined to agree with this opinion, although I think we ought to give this planetary pundit more rope with which to hang either himself or us. Any good racecourse tipster can produce first-class results over a limited period but he cannot keep it up. Indeed, we had a remarkable instance of this sort of thing in the middle of the war when the editor published a letter under the heading of "What the Sunspots Foretell."* The writer of this letter pointed out a striking correlation between the sunspot cycle and the career of Hitler and then proceeded to use this correlation to prophesy the end of the war with some degree of accuracy.

"History is Bunk"

WHY is it that the Radio Industry Council took such pains to stress that this year's radio show was the 21st

* The letter mentioned by Free Grid was published in our March 1942 issue.—Ed.

when actually it was the 25th? I believe that the official explanation is that the shows of the 1922-25 period were not "National" shows, and yet in a potted "Radio Show History" which the R.I.C. issued to the Press at the time of the show we are told that one of them was promoted by the National Association of Radio Manufacturers and Traders (NAR-MAT). What the R.I.C. means, I suppose, is that the pre-1926 shows were not organized by its progenitor—the Radio Manufacturers' Association—because it was not until that year that this new name—and a new constitution too—was adopted. It is as though the B.B.C. issued a history of British broadcasting and ignored the pre-1927 years because the service was then conducted by the British Broadcasting Company and not the British Broadcasting Corporation.

The "historian" picks out home-construction as the one thing worthy of mention at the 1924 show and completely ignores the fact that a valve with the then unheard-of amplification factor of 20 was shown. This was also the first show at which the superhet was seen; two very prominent firms exhibiting it.

This official "history" describes the superhet as one of the novelties of the 1927 show, whereas in actual fact it was rather in eclipse then. It did not start to stage a real comeback until over three years later, as I myself mentioned in *W.W.* for September 17th, 1930. The real novelty about which everyone was talking in 1927 was the screen-grid valve. And so I could go on.

Sackcloth and Ashes

I CERTAINLY put my foot in it when I said in the October issue that the smallest tape recorder available weighed 12 lb and was far from pocketable. I have had several letters pointing out to me that there is one on the market weighing only 2½ lb which is really pocket-size. As it is described elsewhere in this issue, I will say no more about it except to plead in my defence that at the time I wrote I don't think this instrument was available in this country; I won't split hairs by claiming that I said tape recorder, whereas this instrument uses wire.

Electronic Pulse Taking

LAST JUNE I suggested that the present method of pulse-taking in hospitals was out of date, likely to be very misleading and a gross waste of the nurses' time. I pointed out that this could be done electronically



The Palpatron

and automatically. By means of a miniaturized v.h.f. transmitter strapped to each patient's wrist and a receiver with a battery of c.r. tubes in the ward-sister's room, heartbeats could be read at any moment and, if desired, recordings could be made on film or magnetic tape.

Now I learn from the leading journal of the nursing profession (*Nursing Mirror*, August 27th) that an electronic device called the Palpatron is in use for this purpose at the Boston City Hospital, Massachusetts, U.S.A., and that its great sensitivity enables a pulse reading to be detected when nothing can be discerned by the normal manual method.

Τηλεόρασις

THROUGH the courtesy of a reader I learn that the terrible word *τηλεβισιον* is not used in modern Athens for television. No doubt some of you noticed that there was an unfortunate typographical error in my note last month, the omicron being omitted. The modern Greek word is *τηλεόρασις* but I don't think we should have taken kindly to teleorasis instead of television. The same reader tells me of an excellent and up-to-date telecommunications dictionary of English and Modern Greek, published by the Sivitanideos Institution in Athens, with funds provided by the American Mission (European Co-operation Administration) in Greece.



An inexpensive yet precision instrument designed especially to meet the exacting needs of the modern service engineer and laboratory technician. With six frequency ranges covering 50 Kc/s. to 80 Mc/s., its accuracy is better than $\pm 1\%$ of the scale reading.

- 50Kc/s.-150Kc/s. | 1.5Mc/s.-5.5Mc/s.
- 150Kc/s.-500Kc/s. | 5.5Mc/s.-20Mc/s.
- 500Kc/s.-1.5Mc/s. | 20Mc/s.-80Mc/s.

Scale sub-divisions provide more than adequate discrimination for use in television circuits. Note the starred features below, which combine to maintain a minimum signal of less than $1\mu\text{V}$ up to 20 Mc/s. and less than $3\mu\text{V}$ between 20 Mc/s. and 80 Mc/s.

- ★**OUTPUT** _____ 1
Co-axial socket for attenuated output. Force socket located totally within H.F. compartment.
- ★**MAINS TRANSFORMER** _____ 2
Marked tagboard for inputs of 100-130 V. and 200-260V., A.C. 50/60 c/s.
- ★**CAST ALUMINIUM H.F. COMPARTMENT and CHASSIS** _____ 3
Large number of fixing holes for H.F. compartment cover ensures excellent electrical bonding and good screening.
- ★**FUSE** _____ 4
Easily accessible when replacement is necessary.
- ★**VALVES** _____ 5
Standard types run at a rating to ensure long life.
- ★**TURRET COIL SWITCHING** _____ 6
Standard "AVO" practice.
- ★**ATTENUATOR SYSTEM** _____ 7
Employs close tolerance, high stability midget carbon resistors, low reactance rotary potentiometer modified for H.F. operation with carefully designed screening.

- Other features include :
- ★**ILLUMINATED SPOT RANGE SELECTOR**
Gives rapid identification of operational band with intensified lighting round precise frequency. Fine hair line gives close discrimination, particularly on high frequencies.
 - ★**STOPS**
Separate stops prevent turning of dial with respect to condenser.
 - ★**MAINS FILTER SYSTEM**
This is screened from main electrical assembly.
 - ★**BUSHING PLATES**
provide additional rigidity for rotary controls.
 - ★**SLOW MOTION DRIVE**
substantially free from backlash.

MAINS MODEL 100—130V. and 200—260 V. A.C., 50—60c/s. £30
OR BATTERY MODEL.....


Sole Proprietors and Manufacturers :

THE AUTOMATIC COIL WINDER & ELECTRICAL EQUIPMENT CO. LTD.
WINDER HOUSE · DOUGLAS STREET · LONDON S.W.1 Telephone VICtorio 3404-9



ADVANCE COMPONENTS LTD. MARLOWE ROAD, WALTHAMSTOW, LONDON, E.17

Tel: LARKSwood 4366/7/8



The Advance type HI Audio Signal Generator completely covers the unusually wide range of 15 c/s to 50,000 c/s.

It is characterised by its extremely low distortion and level output over the entire range ; provides both sine and square wave output. A robust, reliable and accurate instrument for the discriminating service engineer

- Accuracy $\pm 1\%$, ± 1 c/s. ● Distortion less than 1% at 1,000 c/s. ● Output from 200 microvolts to 20 volts with accuracy of ± 2 db. ● Weight 14 lb. ● Size $13\frac{1}{2}'' \times 10\frac{1}{2}'' \times 8''$

Full technical details available in Folder W/16.


THE ADVANCE TYPE HI

£25 (List Price in U.K)

Advance
audio generator

The Valves for V.H.F.

Check these **TEN** Mullard features



✓	Low drive power				
✓	High efficiency				
✓	Small size				
✓	Hard glass bulb				
✓	Low-inductance anode lead				
✓	Zirconium coated carbon anode				
✓	Double helical filament—low hum				
✓	Anode/filament capacitance screen				
✓	Low-loss powdered glass base				
✓	Giant five-pin B5F base				
10	<table border="1" style="display: inline-table; vertical-align: middle;"> <tr> <td>TY2-125</td> <td>TY3-250</td> <td>QY3-125</td> <td>QY4-250</td> </tr> </table>	TY2-125	TY3-250	QY3-125	QY4-250
TY2-125	TY3-250	QY3-125	QY4-250		

Ten features to bear in mind—plus the assurance that these valves are already being widely employed with marked success in both communications and industry. The triodes TY2-125 (CV1924) and TY3-250 are recommended for grounded-grid R.F. amplifiers in communications equipment and as oscillators in compact R.F. heaters.

The tetrodes QY3-125 (CV2130) and QY4-250 (CV2131)—included in the Services Preferred Types List—are characterized by high power gain and high efficiencies at V.H.F.

Detailed information on the above range and other V.H.F. valves made by Mullard may be readily obtained from the address below.

MAXIMUM OPERATING CONDITIONS (CLASS C TELEGRAPHY) at 50 Mc/s									Max. frequency (Mc/s)
Valve	Type of Service	V _a (V)	V _{g1} (V)	I _a (mA)	I _{g1} (mA)	v _{in(pk)} (V)	P load (W)	η (%)	
TY2-125 (CV1924)	ampl.	2500	-200	205	40	390	310	76	200
TY3-250	ampl.	3000	-250	365	69	430	670	77	150
QY3-125 (CV2130)	ampl.	3000	-150	167	6.5	300	300	75	200
QY4-250 (CV2131)	ampl.	4000	-225	312	9	374	800	80	120

Mullard



An outstanding general purpose communication receiver



Justly acclaimed as Britain's finest post-war communication receiver the BRT 400 D is in widespread use by Military, Post and Telegraph and Broadcasting authorities throughout the world.

Combining first-class performance with a wide range of facilities, the BRT 400 D is equally suitable for both narrow-band telegraphy and wide-band telephony reception—with a very high standard of reliability.

It is available in either cabinet or rack mounting form, with a 500 kc/s crystal calibration unit as an optional extra. Normal operation is from an A.C. mains supply: an auxiliary power unit is available for 12 volt battery operation.

G.E.C.

BRT 400D

SHORT SPECIFICATION

BAND COVERAGE

0.150—0.385 Mc/s } in 6 bands
0.510—30.0 Mc/s }

SENSITIVITY

Better than 1.0 μ V for 1.5 watts output, over the whole band.

SIGNAL/NOISE RATIO

Standard input for 20 db:—

1.3—30.0 Mc/s < 7.0 μ V
0.150—1.3 Mc/s < 10.0 μ V

SELECTIVITY

Six switched bandwidths:—

0.5 kc/s 1.0 kc/s 2.0 kc/s
5.5 kc/s 9.0 kc/s 13.0 kc/s

OVERALL FIDELITY

Less than 2 db down at 50 c/s
Less than 6 db down at 5,500 c/s

A.G.C. CHARACTERISTICS

Output constant within 3 db for 100 db change in signal input.







OUTPUT CIRCUITS

At 2.5 or 15 ohms 2.5 watts
At 120 ohms 0.05 watts
At 600 ohms 0.2 watts

POWER SUPPLY

95—130 and 195—250 volts, 40/80 c/s. Also from 12 volt battery, using BRT 401 auxiliary power unit.

For the full specification please send for a copy of publication BC2084.



VIBRATORS · VIBRAPOWER UNITS
I.F. A.F. & MAINS TRANSFORMERS
COILS & CERAMIC SWITCHES


WRIGHT & WEAIRE LTD

131 SLOANE STREET · LONDON · SW1 · Telephone: SLOane 2214/5

m-i-n-u-t-e-s into seconds...

with the brilliant **NEW**
Superspeed
SOLDERING IRON

MANUFACTURED FOR ENTHOVEN SOLDERS LTD. BY SCOPE LABORATORIES, MELBOURNE, AUSTRALIA



STAR FEATURES

- ★ Heats up from cold in 6 seconds—by a light thumb pressure on the switch ring.
- ★ When not in use, current is automatically switched off—thus greatly reducing wear of copper bit. Electricity consumption is correspondingly reduced.
- ★ It is 10" long, weighs 3½ ozs., can be used on 2.5 to 6.3-volt supply. 4-volt transformer normally supplied.
- ★ More powerful than conventional 150-watt irons and equally suitable for light wiring work or heavy soldering on chassis.
- ★ Simple to operate, ideal for precision work. Requires minimum maintenance at negligible cost. Shows lowest operating cost over a period.
- ★ Can be used from a car battery.
- ★ It is by far the most efficient and economical soldering iron ever designed for test bench and maintenance work.



STAR APPLICATIONS

Designed on an entirely new principle, this light-weight, versatile iron is eminently suitable for soldering operations in the **RADIO, TELEVISION, ELECTRONIC** and **TELECOMMUNICATION** industries, particularly for all **SERVICE** work. For general purpose work the Superspeed Iron is the ideal stand-by soldering tool.

The **Superspeed** soldering iron is available **NOW**

Write for full particulars, including guarantee terms and free trial facilities, to the sole concessionaires in this country—

ENTHOVEN SOLDERS LIMITED
(Industrial Equipment Division), 89 Upper Thames St., London, E.C.4. Telephone: **MANsion House 4333**

LIST PRICES	
Subject to trade discounts.	
Superspeed Soldering Iron	39/6
Transformer (optional)	31/6
Replacement Element	1/-
Replacement Copper Bit	10d.

PROFIT . . .

BY EXPERIENCE

The Mullard EF80, high slope R.F. Pentode is the most widely used valve of its type. This is as much due to its remarkable dependability as to its extremely efficient performance. Designed primarily as an R.F. or I.F. amplifier in television receivers, it is also suitable for use as a video amplifier, mixer or synchronising pulse separator.

The dependability of all Mullard valves is the logical outcome of Mullard advanced quantity production techniques, many of which are unique.

When ordering this type, BE SURE TO SPECIFY MULLARD.



*there is over 30 years' experience
behind the Mullard EF80.*



PROFIT BY THE EXPERIENCE OF THIS SERVICE ENGINEER

Mr. P. W. Pengelly, Service Engineer of Radio and Electrical Equipment Renters Ltd., Finchley, N.12. says :

"We pride ourselves on the quality of our service work. That is why we never risk our reputation by using substitutes for Mullard valves, which we have always found to be consistently efficient and dependable."

Mullard


THE MASTER VALVE

PADIHAM BLACKBURN WANDSWORTH MITCHAM LYTHAM ST ANNES
WHYTELEAFE FLEETWOOD GILLINGHAM HOVE WADDON RAWSTENSTALL



MULLARD LTD., CENTURY HOUSE, SHAFTESBURY AVENUE, LONDON, W.C.2

RELAYS



SERIES 100

A.C. OPERATED

SERIES 105

D.C. OPERATED

An extremely sturdy general purpose relay, which is available in a range of contact combinations from 1 pole normally open to 4 pole changeover, and 6 pole normally open, with a maximum contact rating of 10 amps 250v A.C. Normal power consumption is 3 watts, which can be reduced for the smaller contact assemblies if required. Vacuum impregnated coils can be supplied for tropical or humid conditions.

TWO GENERAL PURPOSE TYPES

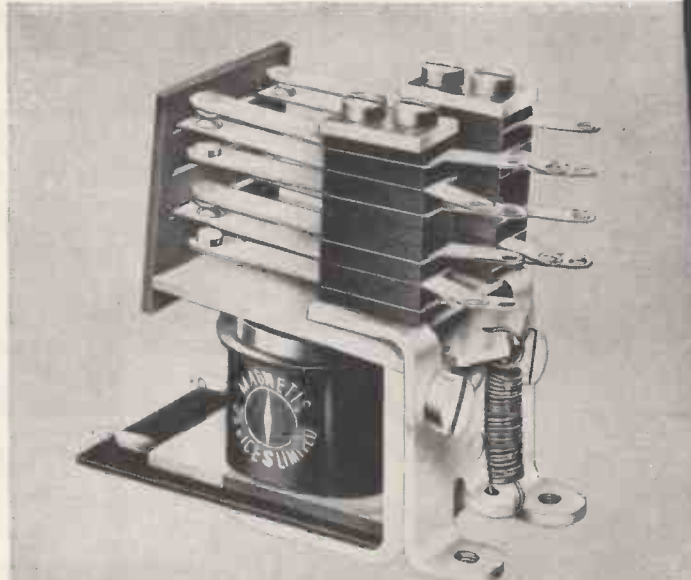
SERIES 600

A.C. OPERATED

SERIES 605

D.C. OPERATED

This relay is similar to the Series 100/105 and has been specifically designed for light duty applications. Featuring sturdy and extremely compact blade assemblies from 1 pole normally open to 4 pole changeover, and 6 pole normally open. The contacts will carry 5 amps at 250v A.C. Following the usual practice all contact connections are conveniently grouped at one end, and coils can be wound for either current or voltage operation to requirement. Vacuum impregnated coils if specified.



PHONE: NEWMARKET 3181-2-3.

TELEGRAMS: MAGNETIC NEWMARKET.



MAGNETIC DEVICES LTD
NEWMARKET

M.D. 2A
REV.

Get ahead now

with the brighter, busier

BIF of '55

The BIF of '55 is going to be a very lively affair—the first run *by business for business*. Publicity will be bold and challenging, and will bring in many more buyers from the home market as well as from the rest of the world.

Lower Cost to Exhibitors

The basic cost of exhibiting in this new BIF will be lower than in any other comparable Fair in Europe . . . shell stand charges are down and so are those of electrical installations.

Streamlining

The London Section of the new BIF will be under one roof—Olympia. It will be streamlined in more senses than one and every corner will be busier, more alive. But one consequence is that space will be limited. Some of it has already been booked . . .

Include this revitalized BIF in your marketing programme for 1955.

BOOK SPACE NOW

Fill in the coupon below and send it to:—

British Industries Fair Ltd.,

Ingersoll House, 9 Kingsway, London, W.C.2

Or, for the Engineering and Hardware Section to:

British Industries Fair,

95 New Street, Birmingham 2.



Please send further information together with BIF Regulations and Application Form to :

NAME _____

FIRM _____

ADDRESS _____

Prompt delivery

Competitive Prices

LOW LOSS
CERAMICS
for the Electronic Industry

Write for full
particulars from

TAYLOR TUNNICLIFF (REFRACTORIES) LTD.


ALBION WORKS · LONGTON · STOKE-ON-TRENT

Telephone: Longton 33122

London Office : 125 HIGH HOLBORN, W.C.1

Telephone : Holborn 1951/2





Component Bridge

THE WAYNE KERR MODEL B.121

A MODERATELY PRICED self-contained instrument, capable of a wide range of accurate measurements.

In addition to giving direct readings of resistance, capacitance, and inductance, it will measure the impedance between any pair of terminals in a three-terminal network, and it can also be used for in situ measurements of component values.

Two individually calibrated dials give simultaneous readings of parallel combinations of resistive and reactive components, with independent scale multiplying of R and C values. The mains supply constitutes the source, and a selective amplifier with sensitive "magic eye" is used for null indication.

Specification

RESISTANCE RANGE: 3 ohms to 1,000 megohms, using six ranges and 3 multipliers of 0.1, 1 and 10.

CAPACITANCE RANGE: 1.0 pF to 1,000 μ F, using six ranges and 3 multipliers of 0.1, 1 and 10.

INDUCTANCE RANGE: 100 mH to 10,000 H in five ranges.

ACCURACY: 2% on all ranges over the major part of the scale. If higher accuracy is required, the instrument can be supplied hand-calibrated.

POWER SUPPLY: 110/115 V. or 200/250 V. at 50 c/s — 10 W. approx.

DIMENSIONS: 17 $\frac{1}{2}$ " x 10 $\frac{1}{2}$ " x 10" high.

WEIGHT: 15 lb. approximately.



Microwave Test Gear

Metropolitan-Vickers Electrical Company announce a complete range of precision microwave test gear for use in 3 in. x 1½ in. waveguide over a band of wavelengths from 10 cm. to 11 cm.

1



2



3



4



5



6



1 **PRECISION ATTENUATOR** Type 501

2 **MATCHED LOAD** Type 506

3 **OSCILLATOR** Type 508

4 **FIXED ATTENUATOR** Type 519

5 **SHORT CIRCUIT** Type 510

6 **DIRECTIONAL COUPLER** Type 504

Other Metrovick microwave equipment includes variable attenuator type 502, standing wave detector type 512, wave meter type 517, high power load type 515, S & X band spectrometer type 518.


Full technical details will be sent on request.

METROPOLITAN-VICKERS

ELECTRICAL CO LTD · TRAFFORD PARK · MANCHESTER, 17

W/E 203

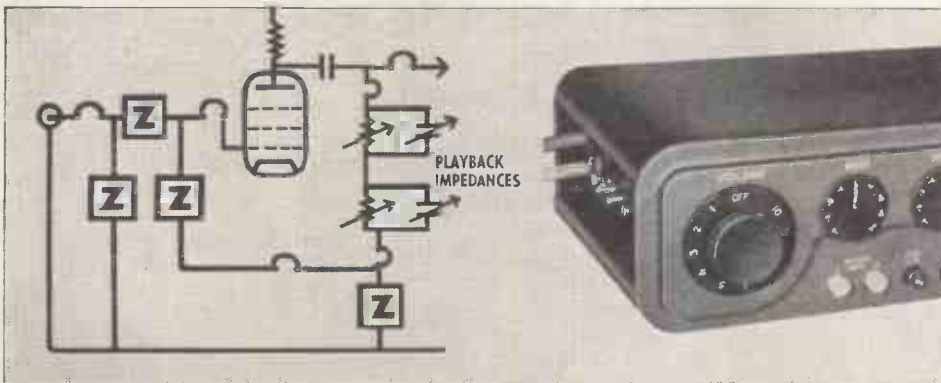
Independently Variable Impedances



When a designer contemplates the input stage from a gramophone pickup he can (a) amplify and then compensate, (b) compensate before amplification, (c) compensate over the first stage by feedback.

No single method is acceptable over a wide range of impedances if the requirement is low distortion and low noise. His choice and the circuit impedances used will depend upon the output level of the pickup, its source impedance, its load impedance and its characteristic.


In the QUAD 11, the first stage circuit connections and their impedances are contained within a detachable plug unit. A range of units covers optimum design requirements for all types of pickups.



ONLY THE QUAD 11 GIVES PERFECT MATCHING AND OPTIMUM INPUT CIRCUIT ARRANGEMENTS. ONE OF THE REASONS WHY THE QUAD 11 GIVES THE CLOSEST APPROACH TO THE ORIGINAL SOUND.




The Acoustical
Manufacturing Co. Ltd
Huntingdon, England



AUTOMATIC FREQUENCY MONITOR (20 Mc/s)

Designed for the measurement of any frequency in the range 10 c/s to 20 Mc/s with a basic accuracy of ± 1 part in $10^6 \pm 0.1, 1.0,$ or 10 c/s. Higher accuracies available if required. The unknown frequency is determined by counting the number of cycles that pass through a 'gate' open for a selectable time interval of 0.1, 1.0, or 10 seconds. The result is presented on eight panel mounted meters each scaled 0 to 9 and is in decimal notation. Full information available on request.



CINEMA-TELEVISION LIMITED

A Company within the J. Arthur Rank Organisation

WORSLEY BRIDGE ROAD · LONDON · SE26

Telephone HITHer Green 4600

SALES AND
SERVICING AGENTS

F. C. Robinson & Partners Ltd.,
287 Deansgate, Manchester, 3

Hawnt & Co., Ltd.,
59 Moor St. Birmingham, 4

Atkins, Robertson & Whiteford Ltd.
100 Torrisdale Street, Glasgow, S.2

NEW!

RADIO & T.V. OUTFITS

LEARN THE PRACTICAL WAY

Specially prepared sets of radio parts with which we teach you, in your own home, the working of fundamental electronic circuits and bring you easily to the point when you can construct and service radio sets. Whether you are a student for an examination; starting a new hobby; intent upon a career in Industry; or running your own business—these Practical Courses are intended for YOU—and may be yours at very moderate cost.

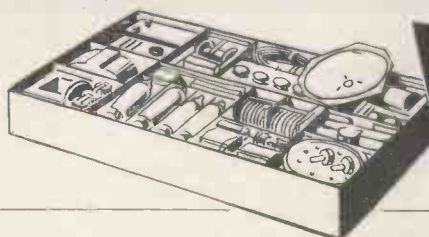
EASY TERMS FROM 15/- A MONTH

With these outfits, which you receive upon enrolment, you are instructed how to build basic Electronic Circuits (Amplifiers, Oscillators, Power Units, etc.) leading to complete Radio and Television Receiver Testing and Servicing.



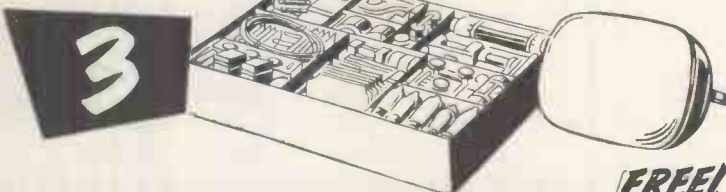
1 **RADIO** Elementary—For carrying out basic practical work in Radio and Electronics, from first principles and leading to the design and building of simple Receivers.

ALL EQUIPMENT SUPPLIED IMMEDIATELY AND REMAINS YOUR PROPERTY



2 **RADIO** Advanced—With this equipment, you are instructed in the design, construction, testing and servicing of a complete modern Superhet Radio Receiver.

TELEVISION Outfit No. 3 —With this equipment you are instructed in the design, construction, servicing and testing of a modern high-quality 15" Television Receiver.



OTHER COURSES WITH EQUIPMENT INCLUDE:

**MECHANICS · ELECTRICITY
CHEMISTRY · PHOTOGRAPHY
CARPENTRY**

**ALSO DRAUGHTSMANSHIP · COMMERCIAL ART
AMATEUR S.W. RADIO · LANGUAGES · ETC.**

POST THIS COUPON TODAY

Please send me your **FREE** book on Practical Courses: I am interested in Radio 1 Radio 2 Television

Other subjects _____

To: E.M.I. INSTITUTES, Dept. 127x, 43, Grove Park Road, Chiswick, London, W.4.


NAME _____

ADDRESS _____

11/54 _____



E.M.I. INSTITUTES The only Postal College which is part of a world-wide Industrial Organisation



(photograph by courtesy of E.S.A. Ltd., Stevenage)

This is a typical application of R.F. Heating as used in the Woodworking Industry, showing how shapes are manufactured with veneers. The jig is of laminated wood, in the form of the final shape, and is lined with aluminium sheets which are connected to the terminals of the R.F. Heater.

The pressure, which should be about 50 lbs. per square inch, is applied on the centre ram by means of a hydraulic pump. With this method the R.F. is fed to the two plates which cause the wood mass to become hot and the resin to cure in a few minutes.

Thus only one jig is required to give a large daily output and the cost of the job is thereby reduced. Less floor space is required than for any other method.

The main advantage of R.F. Heating over other methods, however, is that heating can be localised and heat will only be applied where it is needed.

Agent for London & Southern England

Messrs. H. F. Industrial Services Ltd., Fairfax Road, London, N.8. Telephone: Fitzroy 0045

Agent for Scotland

Messrs. Pye Scottish Telecommunications Ltd., 74 York Street, Glasgow.

Telephone: Glasgow Central 7637.

*Agents are required for other areas of the
United Kingdom and countries abroad*

ALL COMMUNICATIONS TO BE ADDRESSED TO:-

MESSRS.  LIMITED

R. F. HEATING DIVISION • RADIO WORKS • CAMBRIDGE • ENGLAND

Telephone: Cambridge 57590

This low frequency oscillator costs only

£75

(Bench stands 1. gn. extra)



This reasonably-priced low frequency oscillator is extensively used in the aircraft industry and elsewhere as a convenient source of signals down to 1.15 c.p.s. for the testing and calibration of vibration recorders, servo systems etc. It is also widely used in medical research and clinical work for the calibration of biological amplifiers and recorders, and low frequency wave analysers.

Brief Specification:

TYPE	FREQUENCY RANGE	OUTPUT	INPUT	CONSTRUCTION
Resistance capacity, with automatic amplitude control effective over the whole frequency range.	1.15 c.p.s. to 5,500 c.p.s.	Sine wave 50 volts peak to peak, push-pull, with built-in attenuator.	200-250 volts, 40-60 c.p.s.	Standard 19" rack mounting, but also suitable for bench use. Bench stands available.

NOTES. An incremental switch is fitted. Provision is made for mixing other signals with the output.

Immediate delivery from

EDISWAN

RADIO DIVISION · THE EDISON SWAN ELECTRIC COMPANY LIMITED

Member of the A.E.I. Group of Companies

155 Charing Cross Road, London, W.C.2. Telephone: Gerrard 8660. Telegrams: Ediswan, Wescent, London

the



new series

TAYLOR NEW OSCILLOSCOPE MODEL 31A

Versatile Oscilloscope primarily intended for T.V. and Radio Service work, also invaluable for general purpose use. 4" C.R. Tube. Electrostatic deflection.

Hard valve linear time base covers wide range of sweep frequencies, from below 10 c/s up to 500 Kc/s, and can be used as a free running or triggered time base. Push pull horizontal amplifier for internal use with the time base. Amplifier high gain band width 10 c/s to 6 Mc/s. Flyback suppression circuit fitted with tube modulator.

List price **£60.** Prompt delivery.



NO INTEREST HIRE PURCHASE

We can now offer all Taylor instruments on the easiest of H.P. terms including the new 3 months' scheme where all interest is refunded on completion of final payment on due date. Alternatively you can choose to spread the payment over 10 months or 15 months.


Some typical examples are:

	3 months	10 months	15 months
31A Oscilloscope ...	Deposit ... £9 0 0	Deposit ... £6 0 10	Deposit ... £6 0 10
4" Tube. Time base	And 3 monthly	And 10 monthly	And 15 monthly
10 c/s—500 Kc/s.	payments of ... £19 2 6	payments of ... £6 0 8	payments of ... £4 5 5
171A Valve Voltmeter ...	Deposit ... £3 19 6	Deposit ... £2 12 11	Deposit ... £2 12 11
20 c/s—200 Mc/s	And 3 monthly	And 10 monthly	And 15 monthly
1 v—25 Kv D.C.	payments of ... £8 8 11	payments of ... £2 13 4	payments of ... £1 17 9
88A Multirange Meter ...	Deposit ... £3 6 0	Deposit ... £2 4 3	Deposit ... £2 4 3
20,000 o.p.v. D.C.	And 3 monthly	And 10 monthly	And 15 monthly
2,000 A.C.	payments of ... £7 0 3	payments of ... £2 4 3	payments of ... £1 11 4
77A Multirange Meter ...	Deposit ... £2 5 0	Deposit ... £1 10 1	Deposit ... £1 10 1
20,000 o.p.v. D.C.	And 3 monthly	And 10 monthly	And 15 monthly
5,000 A.C.	payments of ... £4 15 7	payments of ... £1 10 2	payments of ... £1 1 4
45B Valve Tester ...	Deposit ... £3 16 6	Deposit ... £2 12 2	Deposit ... £2 12 2
Measures 3,000	And 3 monthly	And 10 monthly	And 15 monthly
up-to-date valves.	payments of ... £8 6 4	payments of ... £2 12 4	payments of ... £1 16 3

TAYLOR ELECTRICAL INSTRUMENTS LTD.
MONTROSE AVENUE, SLOUGH, ENGLAND

Telephone: SLOUGH 21381/3 Cables: Taylins Slough

Write for catalogue illustrating
full range of Taylor Test Gear



for **TRUE**

HERMETIC

SEALING

Canseals by cannon

Hermetically-sealed multi-contact Canseal connectors made by Cannon are really rugged! And . . . they are the only connectors that give you true hermetic sealing under adverse pressure and atmospheric changes. Here's why . . .

Cannon pioneered the first successful hermetically-sealed connector more than six years ago . . . since then has continuously refined and increased the line. All have special steel contacts. Glass insulation . . . fused to both contacts and shell for a perfect permanent seal . . . is stronger than steel, withstands temperatures to 1,000°F, and permits the use of the highest conductive steel contacts compatible with any glass fusing operation.


Available in a wide variety of insert layouts for control, relay, power, and instrument applications, also, special mounting flanges and brazing service to help you obtain a strong and leakproof overall assembly.



CANNON ELECTRIC

(Great Britain) Ltd.

Factories: London · Paris · Los Angeles · East Haven · Toronto · Melbourne



High Q inductance coils

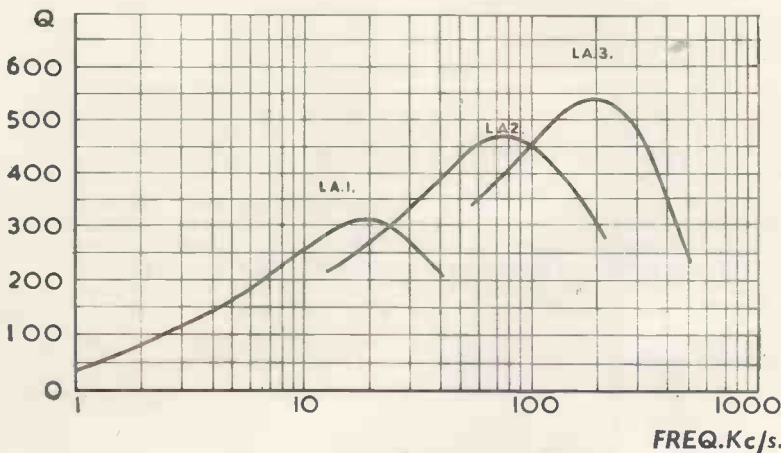
wound on Ferrocube cores

DESIGNERS of compact and efficient tuned circuits and wave filters are making ever-increasing use of Mullard high Q inductance coils.

Based on Ferrocube, the world's most advanced magnetic core material, these coils combine small size with an inductance of up to 30 henries over a wide frequency range. Furthermore, their convenient shape and self screening properties facilitate either individual mounting or stacking.

Full details of these and other high grade components now available from Mullard will be gladly supplied on request.

TYPICAL Q VALUES



Special Features

- Small size
- Low hysteresis loss factor
- High value of inductance
- Low self capacitance
- Controllable air gap facilitating inductance adjustment
- Self screening
- Controlled temperature coefficient
- Operation over a wide frequency range
- Easily mounted

Mullard



'Ticonal' permanent magnets,
'Magnadur' ceramic magnets,
Ferrocube magnetic cores.

And NOW—a range of 'CERAMICAPS' for your

LAB Storage Unit!

The LAB Continuous Storage Unit is widely acknowledged as the most efficient and convenient method of storing and selecting resistors. Now its usefulness is still further extended with the introduction of LAB pak'd 'Ceramicaps'.

With the LAB Unit, research and experimental laboratories and small production groups have to hand immediately, a complete range of resistors and 'Ceramicaps', easily selected with card index simplicity from some 700 sorted and carded components. Empty cards are merely replaced with full ones from stock.

The LAB unit is supplied FREE with initial purchase to your specification. Standard assortments available. Each LAB Unit can be used to store one type of component exclusively, or quantities of the complete range of resistors and 'Ceramicaps'. Full details and illustrated list will be sent on application.



THE LAB CONTINUOUS STORAGE UNIT

Ref.	Type	Loading	RESISTORS Max. Volts	Range	Dimensions
T	½ watt	½ watt	250	10 ohms to 10 megohms	½" x ½"
R	½ watt	1 watt	500	10 ohms to 10 megohms	½" x ½"
Tolerance available ± 20%, 10%, 5%					
HIGH STABILITY RESISTORS					
HS3	½ watt	½ watt	750	1 ohm to 500 megohms	1.1" x 0.1"
Tolerance available ± 5%, 2%, 1%					
WIREWOUND RESISTORS					
5 ohms to 100K ohms — 5-10 watts					
'CERAMICAPS'					
Tubulars 3-470 pf Tolerances ± 2%, 10%					
500-5000 pf Hi-K					

The Lab Continuous Storage Units are available from your normal source of supply, but more detailed information can be obtained from

- ★ Continuous Storage for Resistors and 'Ceramicaps'
- ★ Values separately carded
- ★ Finger-tip Selection

THE RADIO RESISTOR COMPANY LTD
50 ABBEY GARDENS · LONDON · N.W.8 · Telephone: Maida Vale 5522

BICC



Polypole CABLE COUPLER

For— *specialised remote control—centimetre radio links—
ground radar—outside broadcast television*

BICC Couplers and Cables are intended for the outdoor inter-connection of equipment, such as that mentioned above. Each application calls for composite trailing cables containing both R.F. units and other polythene insulated conductors.

BICC Polypole Mark III Couplers are available in two versions, designed for use with two standard types of BICC outdoor trailing cables. The Mark IIIA cable and coupler incorporates three coaxial circuits, and the Mark IIIB three screened twin circuits. In addition, both cables contain three triplets and 21 other conductors.

The couplers are permanently moulded to the ends of the cable in the factory. This technique provides a remarkably robust coupler which is virtually free from the hazards of conductor breakages near to, or within the coupler.

If you are interested in the uses of BICC Polypole Cable Couplers, we will be pleased to send you further information.

Note these important features

- | | |
|--|--|
| <p>1 The couplers are assembled with the conductors in tension to ensure that they each contribute their share of the total strength.</p> | <p>3 Screwed lock rings provide forced engagement and withdrawal. The overall metal housing can also be easily replaced should it become damaged.</p> |
| <p>2 Polythene injection moulding permits a water-tight assembly.</p> | <p>4 The cable itself is designed with a symmetrical cross section to provide the greatest reliability under severe handling.</p> |



BRITISH INSULATED CALLENDER'S CABLES LIMITED
21, BLOOMSBURY STREET, LONDON. W.C.1.

9 Octave

realism...

from
a single unit



The G.E.C. metal cone loudspeaker gives lifelike reproduction of any type of sound over a range of 9 octaves. This includes the entire musical fundamental range together with overtones which give tonal quality and character to the performance of each musical instrument.

The sound engineer will appreciate the simplification and improvement in performance which has been achieved by combining the following attributes in a single unit.

- Smooth response over a range of nine octaves with extremely good low frequency response
- Negligible inter-modulation
- Unequalled transient response due to special coil and cone construction

£8.15.0

TAX PAID

For the Home Constructor

This is a professional instrument and must be used under the correct conditions to obtain the optimum results. Cabinets have been specially designed for use with this loudspeaker, details of which will be available shortly.



Metal Cone Loudspeaker

INTRODUCING THE NEW E.M.I. MAGNETIC RECORDING TAPE

EMITAPE TYPE '77' AND '88'

E.M.I. with a small select team of scientists and research chemists pioneered the manufacture of Magnetic Recording Tape in this country, and due to the ever increasing demands for this tape by the famous studios of His Master's Voice, Columbia and Parlophone, etc., the British Broadcasting Corporation and leading Broadcasting Studios at home and abroad, the E.M.I. plant today is the largest and most up-to-date production unit in this country.

Unremitting research with this new development in electronics has produced: *The magnetic recording tape by which all other tapes are judged.*

EMITAPE is the universal tape, suitable for all types of Tape Recorders, whether they are single or twin track recording. The tape is readily joined and edited with the E.M.I. jointing accessories.

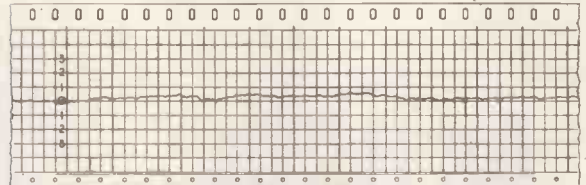
EMITAPE '88' SPECIAL FEATURES

- High Sensitivity
- Anti-static-P.V.C. Base
- High Tension Strength
- Freedom from Curl
- Editing leader and trailer Strip
- Metallic Contact Strip on 5" spools for auto-stop
- New domestic plastic spool

EMITAPE is available wound on a range of five spools covering all professional and domestic hub machines. Spare empty reels are available in all sizes.

EMITAPE '77'

"Pen Tested" for Special Applications



Although manufactured under the same conditions as Type '88' and having all the special features, Type '77' undergoes an individual "Pen Test" examination for accuracy of sensitivity. Each reel is "Pen Tested" throughout its entire length to ensure a level of sensitivity not exceeding $\pm \frac{1}{2}$ dB, and an overall variation from reel to reel not greater than ± 1 dB. A typical example of a "Pen Tested" chart is given above.




Illustration of range of tape available in Type '77' and '88'

EMITAPE SPECIFICATION

Magnetic Properties:—

Coercive Force 270 Oersteds
Remanence 0.6 flux lines per $\frac{1}{4}$ " width

Sensitivity Uniformity for Type '77'

- 1 Kc at optimum bias at 15"/sec.
- (a) Slow variation within one reel not greater than $\pm \frac{1}{2}$ dB on mean sensitivity
 - (b) overall variation from reel to reel not greater than ± 1 dB on mean sensitivity
 - (c) Instantaneous variation in sensitivity not greater than $\frac{1}{2}$ dB

Sensitivity:—

The sensitivity for a given recording current is 8 dB above H50 tape.
Sensitivity of tape at 15"/sec.
1 Kc ± 1 dB
10 Kc ± 2 dB on sensitivity at 1 Kc.
15 Kc ± 3 dB on sensitivity at 1 Kc.

Bias Ratio:—

Optimum bias is 80% of that required for H50 tape

Print:—

At least 60 dB below test signal after close contact for 5 minutes at 70°F.

Modulation Noise:—

At least 50 dB below peak mod. (2% total harmonics)

Basic Unweighted Noise:—

At least 65 dB below peak recording level

Tensile Strength:—

7 $\frac{1}{2}$ lbs. per $\frac{1}{4}$ " width

Elastic Elongation:—

At 1 lb. load — less than 0.5% (15 secs. application)

Yield Point:—

4 $\frac{1}{2}$ lbs. per $\frac{1}{4}$ " width

Recommended Operational Tension:—

3 ozs.

Longitudinal Temp. Coeff:—

4 x 10⁻⁵ per degree F.

Humidity Expansion:—

Negligible

PRICE LIST

	REEL	LENGTH	TYPE 88		TYPE 77	
5"	DOUBLE SIDED PLASTIC SPOOL	600 ft.	88/6	1. 1. 0	77/6	1. 10. 0
7"	DOUBLE SIDED PLASTIC SPOOL	1,200 ft.	88/12	1. 15. 0	77/12	2. 8. 0
10 $\frac{1}{2}$ "	NAB DOUBLE SIDED ALUMINIUM SPOOL	2,400 ft.	88/24N	4. 3. 0	77/24N	5. 17. 6
11"	EUROPEAN SINGLE SIDED ALUMINIUM SPOOL	2,400 ft.	88/24E	3. 13. 6	77/24E	5. 8. 0
11"	EUROPEAN SINGLE SIDED ALUMINIUM SPOOL	3,250 ft.	88/325	4. 11. 0	77/325	6. 0. 0

Send for illustrated brochure of Emitape Tape Accessories & Magnetic Tape Recording equipment to:—

E.M.I. SALES & SERVICE LTD., RECORDING EQUIPMENT DIVISION, HAYES, MIDDLESEX. Telephone: SOUTHALL 2468



7.5 to 250 Mc/s

ON FUNDAMENTALS
IN FIVE RANGES

SINE AND SQUARE WAVE MODULATION

R.F. OUTPUT 1 μ V to 100 mV

Again Advance lead the way—this time with a V.H.F. Signal Generator covering 7.5 to 250 Mc/s, a range that embraces Bands 1 and 2 and also the impending Very High Frequency Television Transmissions on Band 3. Moreover, this instrument is available at a price well within the reach of every service man. In the traditional Advance manner, this instrument is designed for simple operation and with a versatility that not only fulfils present needs, but anticipates the even more exacting requirements to deal with the television test problems of tomorrow.

Below are some outstanding features:-

- WIDE RANGE—7.5 to 250 Mc/s
- SINE AND SQUARE WAVE MODULATION
- RELIABLE ATTENUATION
- LOW LEAKAGE—less than 3 microvolts
- TRULY PORTABLE—weighs only 17 lbs
- COMPETITIVE PRICE



Advance

MODEL Q1

V.H.F. SIGNAL GENERATOR

£45

(List price in U.K.)




The Q1 provides the ideal complement to the Model E2. These together give complete coverage from 100 kc/s to 250 Mc/s.

Full technical details available in Folder W23 on request.



Over 200,000 channel miles of RCA Microwave circuits actually in use

If all RCA MICROWAVE channels now in service were connected, they would circle Earth eight times!



Here is graphic proof that in the Microwave field, RCA's breadth of experience is unmatched. To date, RCA has installed Microwave circuits for teletype, telephone, program and control covering over 200,000 aggregate channel miles in 11 countries—a distance eight times the circumference of the globe.

This unmatched record could be set only because RCA has been closely associated with Microwave since originating the radio relay principle 30 years ago. As a result, RCA Microwave is the last word in flexibility and versatility. It remotely controls many operations

such as pipeline stations for producers of crude oil and natural gas. It provides military or civilian agencies with multi-channel mobile communications equipment to meet emergency and special point-to-point requirements. And it serves the communications industry in countless ways.

Let RCA show you how its Microwave equipment can solve your problems at lower cost while providing superior performance. To aid you in surveys and installations, RCA Microwave experts are available. See your RCA distributor or write RCA today.

TKKS.®



RCA INTERNATIONAL DIVISION

RADIO CORPORATION of AMERICA

RCA BUILDING

30 ROCKEFELLER PLAZA, NEW YORK, N. Y., U. S. A.

Photograph by courtesy of Handley Page Ltd.



with **GOODMANS VIBRATORS**

The flight characteristics of a newly designed aeroplane are the subject of lengthy calculations before the first prototype is built. Whilst the mathematical calculations are themselves accurate, they are based, as in all design work, on several assumptions which have to be verified by a series of pre-flight tests.

One of these essential investigations is the Ground Resonance test, the purpose of which is to determine the various complex modes of vibration of the airframe structure. The frequency of the mode and the dynamic response at remote parts of the aircraft must be accurately determined. The information obtained together with the aerodynamic derivatives is used in predicting the critical 'flutter' speed of the aircraft. The illustration shows one of the two Goodmans Model 8/600 Vibration Generators which were used to excite the Handley Page "Victor" for this very important test.

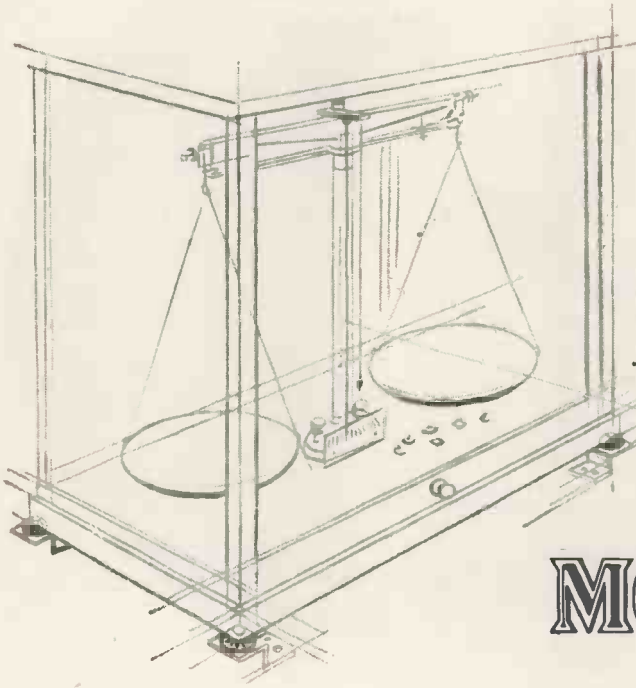
For wide frequency range vibration testing and dynamic response investigations, Goodmans Vibration Generators are an obvious choice. These units require no field excitation and provide a faithful reproduction of the input wave form. Industrial applications of controlled vibration are continually increasing; maybe it can serve you—in which case our unique experience is at your service.

The range includes models from the 8/600 shown, developing a force of ± 300 lb., to the midget model, with a force of ± 2 lb., for optical cell research and hairspring torque testing, etc.

Just another of the wide applications of Goodmans Vibration Generators. Full technical data available from Vibration Division "W"



APPLICATION 95
SERIES 38




*Yet another
application of a*

"FLEXILANT"

MOUNTINGS
SERIES 38

IN this instance the Series 38 "Flexilant" Mounting protects a delicate instrument from vibration and shock. Other applications are manifold — from aircraft to power-station instrument panels: from ship's instruments to the protection of pyrometers in a steel works.

We produce a range of components that absorb vibration; eliminate noise; suppress shock. Our new catalogue lists all these for you.



RUBBER BONDERS LIMITED

IN ASSOCIATION WITH EMPIRE RUBBER COMPANY (Proprietors: H.G. MILES LTD.)

DUNSTABLE . . . BEDFORDSHIRE

TELEPHONE: DUNSTABLE 533-536 (4 LINES) TELEGRAMS: SPANDIT, DUNSTABLE



THE



TAPE RECORDER

can offer you these
UNIQUE FEATURES!



- LIGHT IN WEIGHT—only 16 lbs.
- LOW IN PRICE—only 26 gns. or complete with high fidelity matched crystal microphone and ONE HOUR spool or laboratory matched tape for £31.4.6.
- SINGLE KNOB CONTROL by joystick for record, playback, rewind and fast forward without unlacing tape.
- SELF CONTAINED for Recording and Playback through any Radio or amplifier thus making possible high fidelity reproduction through the system used.
- PRECISION ENGINEERED CHASSIS resulting


★ ★ ★ ★ ★

★ The 'PLAYTIME' **26 GNS.** ★
★ TAPE RECORDER ★
Carr. & Packing 12/6

★ Will provide endless entertainment at low cost— ★
★ spare spools are only 26/6 for ONE HOUR'S playing ★
★ time and are of specially high grade matched tape. ★

★ Take it with you! ★
★ to your friends and neighbours—to the office—to ★
★ that rehearsal—to that wedding—anniversary or ★
★ reunion—use it for every occasion. ★

★ ★ ★ ★ ★ ★ ★ ★ ★ ★ ★



in less than .1% wow and flutter and enabling operation in any plane.

- ONE HOUR'S PLAYING TIME on 600ft. spool.
- UNIFORM FREQUENCY RESPONSE between 60-6,000 c/s.
- COMPACT AND SMALL—overall size only 12½in. × 10in. × 4½in.
- ATTRACTIVE APPEARANCE—finished in 2-tone leathercloth with detachable lid and handsome gilt fittings.
- FULLY AUTOMATIC operation and erasure.

*M.O.S can offer you
these EASY H.P. FACILITIES*

Deposit 20% and 12 monthly payments of 46/9 if purchased complete with microphone and tape.



See it and hear it at the RADIO CENTRE

E. & G. MAIL ORDER SUPPLY CO.

THE RADIO CENTRE

33 TOTTENHAM COURT ROAD · LONDON · W.1 MUSEum 6667

THE POPULAR RECORDER

at the POPULAR PRICE

THE




45 GNS.

Complete with Ronette Crystal Desk Microphone, 1,200ft. spool high coercivity tape, and take up spool.

TECHNICAL DATA


- INDEPENDENT BASS AND TREBLE CONTROLS FOR RECORDING AND PLAYBACK.
- Two speeds 3½in. and 7½in. per sec.
- High quality Amplifier can be used quite independently for PA or gramophone record reproduction.
- Overall negative feedback.
- High flux speaker together with amplifier giving superb and brilliant reproduction.
- Instantaneous and positive braking.
- High fidelity recording heads (twin tracks), automatic erasure.
- Powered by three high grade recording motors.
- Fast forward and rewind without unlacing tape.
- Precision engineering giving negligible wow and flutter.
- Magic eye recording level control.
- Speaker muting switch and provision for external speaker.
- Radio/Gram and microphone inputs.
- Size only 16½in. x 12in. x 5in. (without lid). Weight 33 lbs.
- MULLARD Miniature Valves.
- Attractive 2-tone leathercloth case with detachable lid with handsome gilt fittings.
- For use on AC mains 200/250 v.

TWO SPEED TAPE RECORDER



THE Tape Recorder for the Connoisseur who wants the best in Tape Recording. At 45 Gns. there is no better value. Now available with two speeds giving 2 HOURS' PLAYING TIME, the "EDITOR" combines the latest recording techniques with the advanced technical achievements of our research engineers.

Suitable for use with pre-recorded tapes, this wonderfully compact unit is amazingly simple to use for a hundred and one different recording purposes. Superb true balanced recording and listening can be obtained. The "EDITOR" is the smallest mains-operated Tape Recorder giving 2 HOURS' FULL PLAYING TIME.



THE HEART OF THE "EDITOR"
The Precision Engineered Chassis
Custom-built and modern in styling, the "EDITOR'S" ingenious planned circuitry is built on a quickly removable, all steel frame—a remarkable development in chassis design construction. This skilful method of assembly facilitates ease of inspection. The chassis can be withdrawn from the case in 30 seconds by removing only 4 screws.

- EASY H.P. TERMS Send only 20% deposit with order, balance over any period up to 18 months.
- Add 15/- for carriage and packing.

TWO YEARS' GUARANTEE with every

Burgoyne

8 VALVE Radiogram Chassis

22 GNS.

(carriage and packing 7/6)


EASY H.P. TERMS

Send 20% deposit with balance spread over any period up to 18 months.

With a push-pull output giving 8 watts of undistorted quality reproduction and using negative feedback, this fine chassis is supplied for those connoisseurs wanting only the best, at a price within their means.

TECHNICAL DATA

- Illuminated full vision coloured tuning scale 11½in. x 6½in.
- Negative feedback
- 8 valves—6C9, 6F15, 6LD20, 6L1 (2), 6P25, UU7 and 6M1
- Separate bass and treble controls for cut and lift
- Wavebands 16-50; 190-550; 1,000-2,000 metres
- Magic eye tuning indicator and precision flywheel tuning
- 8 watts push-pull output
- Heavy gauge steel chassis, specially treated against corrosion
- Special mains transformer with smoothing circuit reduces hum to a minimum
- Clear long distance reception
- Recommended for use with 10in. or 12in. P.M. speaker
- Speech coil impedance 3 or 15 ohms
- Extension speaker sockets
- Size 9½in. high x 13in. wide x 8in. deep—chassis height 2½in.



E. & G.

MAIL ORDER

Telephone: MUSeum 6667.

THE RADIO CENTRE

WE GIVE—

★ Low Deposit Terms

★ Easy Payments

★ Personal Service

★ Infinite variety of equipment

with the M.O.S. PERSONAL CREDIT PLAN

SEND OR BRING US YOUR ORDER TODAY WITH SECURING DEPOSIT. OUR RANGE OF MERCHANDISE IS UNSURPASSED AND A SELECTION IS GIVEN BELOW.

Please add sufficient to allow for carriage and packing.

The securing Deposit may be any amount convenient to the Purchaser but must be at least one-tenth of the Total of Cash Prices for any item or items (which may be grouped). The Balance remaining when the Deposit is subtracted from the Total Cash Price may be spread over 6, 12 or 18 months and for these periods the charges are on a sliding scale:—

for 6 months add 2/- in the £ to Bal.
 " 12 " " 2/6 " " " "
 " 18 " " 3/6 " " " "

Minimum Rates are necessary because administration costs are fixed for every transaction, no matter how small, and are as follows:—

20/- where the balance is £5 or under.
 30/- " " " " £10 " "
 40/- " " " " £15 " "

TAPE RECORDERS AND DECKS

	Cash Price	To secure send only
Editor 2-speed	£47 5 0	£9 9 0
Ferroglyph 2A	£79 16 0	£9 0 0
Vorticon	£34 0 0	£8 8 0
Grundig TK9	£39 5 0	£6 16 6
Grundig TK819	£99 15 0	£10 0 0
Emicorda	£94 10 0	£9 9 0
M88 P.M.R.3	£99 15 0	£10 0 0
Playtime	£27 6 0	£5 9 0
Playtime with Microphone and Tape		
Lane Tape Table Mk. 6	£31 4 6	£6 5 0
Burgoyne 2-speed Deck	£18 10 0	£1 17 0
Truvox Mark II	£13 19 6	£1 8 0
Wearite 2A	£23 2 0	£2 6 3
Wearite 2B	£35 0 0	£3 10 0
Wearite 2C	£40 0 0	£4 0 0
Wearite 2D	£45 0 0	£4 10 0

LOUDSPEAKERS

	Cash Price	To secure send only
Wharfedale W.15CS	£17 10 0	£10 0 0
Wharfedale W.15	£15 10 0	£11 0 0
Wharfedale Super 12 CSAL	£17 10 0	£15 0 0
Wharfedale W12CS	£9 15 0	£9 5 0
Wharfedale W12	£9 5 0	£9 5 0
Wharfedale W10CS (B)	£12 6 6	£1 4 8
Wharfedale Golden 10	£7 13 3	£1 4 8
Wharfedale Bronze 10	£4 12 8	£1 4 8
Wharfedale Super 8 CSAL	£6 13 3	£1 4 8
Wharfedale Super 8 CS	£6 6 7	£1 4 8
Wharfedale Bronze 8	£3 3 11	£1 4 8
Wharfedale Super 5	£2 13 3	£1 4 8
Wharfedale W5	£2 0 0	£1 4 8
W.B. 12in. Concentric Duplex	£22 11 0	£2 5 1
W.B. 12in. Concentric with trans.	£23 16 0	£2 7 8
W.B. 10in. Concentric Duplex	£9 7 6	£1 8 9
W.B. 10in. Concentric with trans.	£10 15 6	£1 7 7
W.B. Tweeter Unit	£3 15 6	£1 7 7
W.B. HF810 High Fidelity	£2 10 6	£1 7 7
W.B. HF810 High Fidelity II	£3 0 6	£1 7 7
W.B. HF912 High Fidelity	£3 9 8	£1 7 7
W.B. HF1012 High Fidelity	£3 17 6	£1 7 7
W.B. HF1214 High Fidelity	£9 15 6	£1 9 7
Goodmans Axiom 22	£14 14 0	£1 9 5
Goodmans Axiom 101	£6 12 1	£1 13 3
Goodmans Axiom 102	£9 18 0	£1 0 0
Goodmans Axiom 150 Mk. II	£10 5 6	£1 0 7
Goodmans Audion 90	£9 12 6	£1 7 3
G.E.C. Metal Cone BCS1851	£8 16 7	£1 7 8
Tannoy 15in. Dual Concentric	£33 10 0	£3 7 0
Tannoy 12in. Dual Concentric	£27 10 0	£2 15 0
Lowther P.M.2	£35 0 0	£3 10 0

PICKUPS

	Cash Price	To secure send only
Connoisseur with 2 heads	£9 5 6	£8 7
Decca X.M.S. with 2 heads	£6 9 3	£3 0
Acos GP39/GP30 Arm	£3 8 4	£1 7 0
Leak Ruby 78-r.p.m. or L.F. Ronette Miniweight with 2 heads	£11 11 0	£1 3 0
Ronette Miniweight super Hi-fi heads	£3 9 6	£7 0
Ronette Miniweight super Hi-fi heads	£3 18 3	£8 0

CATHODE RAY TUBES (Television)

	Cash Price	To secure send only
9in. Mullard, Mazda	£12 10 0	£1 3 0
12in. G.E.C., etc. etc.	£16 13 8	£1 13 4
16in.	£22 4 10	£2 4 6
17in.	£23 12 8	£2 7 3
12in. Aluminised types	£17 14 6	£1 15 5
14in. Aluminised types	£20 10 0	£2 1 0
17in. Aluminised types	£24 13 6	£2 8 4
E.M.I. 10in.	£14 18 11	£1 6 0
MW6-2 Projection	£8 6 10	£1 6 8

AMPLIFIERS AND ACCESSORIES

	Cash Price	To secure send only
Leak TL/12 Point One	£28 7 0	£2 16 9
Leak Variolope	£12 12 0	£1 5 3
Leak TL/10 (complete)	£28 7 0	£2 16 8
Leak Steep Cut Filter	£5 10 0	£1 11 0
Acoustical QUAD Mk. II	£42 0 0	£4 4 0
Goodsell "Williamson" G.W.18	£33 5 0	£3 6 6
Goodsell "Williamson" G.W.12	£27 10 0	£2 15 0
Goodsell M.A.5/U.L.	£14 17 6	£1 9 9
Goodsell F/TC pre-amplifier	£10 10 0	£1 1 0
Goodsell F/TC pre-amplifier	£14 14 0	£1 9 5
Goodsell P/F/A pre-amplifier	£20 0 0	£2 0 0
Rogers Senior Main Amplifier	£28 0 0	£2 16 0
Rogers Senior Control Unit	£15 0 0	£1 10 0
Rogers Baby-de-Luxe Mk. II	£14 0 0	£1 8 0
Rogers Junior Mk. II amplifier	£9 0 0	£1 8 0
Rogers Minor Mk. II Amplifier	£12 17 6	£1 5 9
Rogers RD Junior Corner Horn	£18 17 6	£1 19 9
Rogers BD Uniflex	£18 17 6	£1 19 9
Lowther BSF Amplifier	£22 0 0	£2 4 0
Lowther A105 Amplifier	£35 0 0	£3 10 0
Lowther A15F Amplifier	£45 0 0	£4 10 0
Lowther Bass/Treble Corrector B.T.2	£9 0 0	£1 8 0
Lowther Bass/Treble Corrector B.T.3	£9 9 0	£1 8 11
Burgoyne A.8 Amplifier	£5 12 6	£1 3 3
Burgoyne A.7 pre-amplifier	£3 10 0	£7 0
M.O.S. A.1 kit	£3 15 0	£7 6

RECORD PLAYERS

	Cash Price	To secure send only
Regentone RP2 3-speed amplifier	£9 19 6	£1 0 0
Regentone HG23 3-speed and auto-amplifier	£15 15 0	£1 10 6
Regentone AH22 3-speed Plus-a-gram Junior	£21 0 0	£2 2 0
Trixette A375 Auto 3-speed and amplifier	£9 9 0	£1 8 11
Volmar L425 3-speed Auto Amplifier	£37 16 0	£3 15 7
	£24 13 6	£2 9 4

GRAMOPHONE UNITS

	Cash Price	To secure send only
Collaro Transcription Model 2000	£13 9 6	£1 6 11
Collaro Transcription Model 2010	£18 5 3	£1 16 6
Collaro AC3/534 3-speed single	£10 6 1	£1 0 8
Collaro 3RC/531 3-speed Auto.	£12 3 1	£1 4 4
Collaro 3RC/532 Auto 3-speed mixer	£14 9 3	£1 8 11
Connoisseur 3-speed Transcription	£23 8 11	£2 6 11
B.S.R. Monarch complete-mixer	£16 10 0	£1 7 0
B.S.R. Regent complete	£9 4 11	£1 8 6
Garrard "T" less head	£7 11 1	£1 5 1
Thorens Variable Speed Motor	£32 0 0	£3 4 0

DC/AC CONVERTERS

	Cash Price	To secure send only
Valradio 110A	£11 16 6	£1 3 8
Valradio 200A	£15 8 0	£1 10 10

RADIO TUNERS

	Cash Price	To secure send only
Chapman 85	£21 6 8	£2 2 8
Chapman 86	£30 0 0	£3 0 0
Chapman 86BS	£44 0 0	£4 8 0
Leak V.S.	£35 0 0	£3 10 0
Lowther LE1.2 Medium/Long	£22 7 9	£2 4 9
Lowther LES Short/Medium/Long	£23 15 9	£2 7 7
Lowther D.T.4 Short/Medium/Long	£37 6 3	£3 14 8
Lowther D.T.5 Short/Medium/Long	£43 19 6	£4 8 0
Rogers Junior V.S.	£24 18 1	£2 9 8
Lowther F/M Unit	£29 8 4	£2 18 8
Goodsell 8.P. Tuner	£19 5 0	£1 18 6

TEST EQUIPMENT

	Cash Price	To secure send only
Advance Signal Generator P1	£19 19 0	£2 0 0
Advance Signal Generator P2	£35 12 0	£3 11 3
Advance Signal Generator E3	£28 0 0	£2 16 0
Advance Signal Generator H1	£35 0 0	£2 10 0
AVO Model 8 Meter	£23 10 0	£2 7 0
AVO Model 7 Meter	£19 10 0	£1 19 0
AVO Electronic Test Meter	£40 0 0	£4 0 0
AVO Universal Bridge	£34 0 0	£3 8 0
AVO Signal Generator	£30 0 0	£3 0 0
AVO Universal Avometer	£10 10 0	£1 1 0
AVO D.C. Avometer	£5 5 0	£1 0 6
AVO Heavy Duty Meter	£15 0 0	£1 10 0
AVO Valve Characteristic Meter	£80 0 0	£6 0 0
AVO Valve Tester type 160	£92 0 0	£9 4 0
AVO Leather Cases for 7, 8, 40 and Heavy Duty Meters	£3 0 0	£6 0
Taylor 45B Valve Tester	£25 10 0	£2 11 0
Taylor 66A Signal Generator	£22 10 0	£2 5 0
Taylor 75A 20,000 o.p.v. Meter	£15 0 0	£1 10 0
Taylor 77A 20,000 o.p.v. Meter	£15 0 0	£1 10 0
Taylor 88A 20,000 o.p.v. Meter	£22 0 0	£2 4 0
Taylor 110C Capacity Bridge	£14 10 0	£1 9 0
Taylor 120A Universal Meter	£9 10 0	£1 9 0
Taylor 130A Insulation Tester	£15 0 0	£1 10 0
Taylor 170A Electronic Meter	£24 0 0	£2 8 0
Taylor 190A Audio Oscillator	£22 10 0	£2 5 0
Taylor 240A Pattern Generator	£14 0 0	£1 8 0
Taylor 260A T.V. Wobbulator	£36 15 0	£3 13 6
Cosor Teletest Wobbulator	£27 0 0	£2 14 0
Cosor Portable Oscillograph	£29 10 0	£2 19 0
1039M Evershed Wee Megger	£20 14 0	£2 1 5
Hunts Bridge	£14 14 0	£1 9 5
Pullin Universal series 100 Meter	£11 11 0	£1 3 1
Pullin R.C. Bridge V.V. Meter	£40 0 0	£4 0 0
Amplion Testmeter D.C.	£5 18 6	£12 0

SUPPLY COMPANY

33 Tottenham Court Rd., London, W.1 Telephone: MUSeum 6667



Track Assembly

Moulded with

'Araldite'

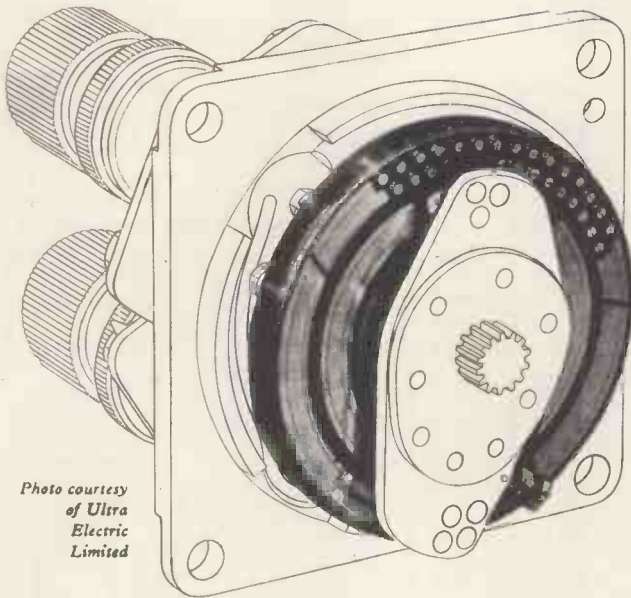


Photo courtesy
of Ultra
Electric
Limited

This selector unit (part of the Ultra Jet Pipe Temperature Control System) controls the temperature of the exhaust gases of a turbo-jet aero-engine.

The resistance elements and track segments are moulded in 'Araldite' Casting Resin B, simplifying assembly and sealing the elements against climatic changes and ensuring mechanical stability.

This is another example of the versatility of 'Araldite' epoxy casting resins which combine exceptionally low shrinkage on setting with resistance to high temperatures, humidity and corrosive agents. 'Araldite' epoxies are facilitating production in many industries—most notably in the potting and sealing of components for radio, electronics and electrical engineering generally.

THESE ARE THE NEW EPOXIES!

'Araldite' (regd.) epoxy resins are obtainable in the following forms:—

- Hot and cold setting adhesives for metals and most other materials in common use
- Casting resins for the electrical, mechanical and chemical engineering industries
- Surface coating resins for the paint industry and for the protection of metal surfaces

Full details will be sent gladly on request.

'Araldite'

epoxy casting resins

Aero Research Limited

DUXFORD, CAMBRIDGE.

Telephone: Sawston 187


A Ciba Company

Ⓢ 264-75 A

Daily
 12th November 1954
 ADAMS MORGAN

**TRANSFORMER PROBLEMS
 WE HAVE SOLVED...**

**AMERICAN SPECIFICATION MIL/T27
 met with BRITISH MATERIALS**



Implementing the policies of N.A.T.O. has brought its own problems not the least of which are the varying electrical properties of the actual raw materials selected for electronic and radio equipment and components. The news that Gresham Transformers have completely and successfully met the requirements of American Specification MIL/T27 is yet another achievement which goes to prove that—

—To Every Transformer Problem
 There is a GRESHAM Answer

HANWORTH **GRESHAM** **MIDDLESEX**
TRANSFORMERS LTD

TWICKENHAM ROAD,

HANWORTH, MIDDX.

FELtham 2271-4



THE

SCALAMP

ELECTROSTATIC VOLTMETER

For high voltage measurements at zero current drain the "SCALAMP" ELECTROSTATIC VOLTMETER is the ideal instrument.* With a three-second period and hairline-spot indicator on a clear open scale, measurements can be taken with great rapidity and ease. The instrument is completely self-contained, all components being enclosed in a robust dust-proof plastic case mounted on resilient feet. Lamp illumination is effected from the mains-supply through a built-in transformer or from an external 4V battery.

Please write for descriptive leaflet.

RANGES

Cat. No. W.W. 11308 1 to 5 kV (a.c. or d.c.)

W.W. 11309 3 to 10 kV (a.c. or d.c.)

W.W. 11310 5 to 18 kV (d.c.) and 5 to 12 kV (r.m.s. on a.c.)

*vide page 100 of Television Engineers' Pocket Book—a Newnes Publication.

Heavy demand, leading to increased and more economical production has enabled us to reduce the price of this outstanding instrument to only £25.0.0.


SCIENTIFIC  INSTRUMENTS

W. G. PYE & CO. LTD., GRANTA WORKS, CAMBRIDGE, ENGLAND

WG.62

Text books
won't solve this
problem ...

A delightful design for a portable—but the battery wouldn't go in. The solution? Order specially designed batteries or start all over again. Designers of battery radio sets should note this dilemma. Time, effort (and money) are wasted if you prepare a design and then find you haven't left room for the battery. Of course Ever Ready can supply special units but it's so much simpler to call us in early so that your set is designed, if possible, to take one of our many standard batteries.



DRY BATTERIES
FOR RADIOS

* If you have a design problem involving dry batteries, get in touch with us at Hercules Place, Holloway, London, N.7 Telephone: ARChway 3030.

This could happen to you — if you don't watch your step!

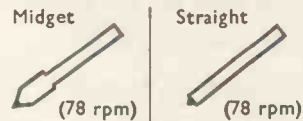


This is the new WINDSOR SAPPHIRE STYLUS being flame fashioned at 2050°C which is very, very hot—as hot as Hades!

This is the way nature fashioned sapphire.

NOW Sapphire Bearings Limited repeats nature's flame polishing 5,000 times a day.

In all the usual WINDSOR range:




YOU ARE SEEING FOR THE FIRST TIME THE SMOOTHEST, HARDEST, MOST LASTING SAPPHIRE EVER

The only stylus rounded to the point of perfection



ONLY 5/6 EACH FROM ALL RETAILERS

Made exclusively by **SAPPHIRE BEARINGS LTD.** 96a, MOUNT STREET, LONDON, W.1
EASILY THE WORLD'S LARGEST MAKERS OF SAPPHIRE STYLI



The illustration shows how unobtrusive the U2RC is and how, with its attractive cream insulator and cream sleeved rods, it so readily fits in with any form of room decoration.

U2RC-ing perfect pictures

AND CONTENTED CUSTOMERS

Pre-assembled, telescopic tuneable rods, which can be swivelled and locked in any angular position, are the exclusive features of the Antiference De Luxe room aerial for multi-channel use.

Model U2RC complete and ready for immediate use with 15ft. of cream plastic covered cable.

LIST PRICE 21/-

Model U2R as U2RC but without cable

LIST PRICE 15/-

ANTIFERENCE

LIMITED

The design of these aerials is fully covered by Antiference patents.

BICESTER ROAD, AYLESBURY, BUCKS.

Telephone : Aylesbury 1467/8.

DRB/A/B



Aircraft

INTERCOMMUNICATION EQUIPMENT



- **Very Compact**—The Amplifier Unit is only 5in wide x 6in deep by 7in high.
- **Light Weight**—The complete equipment weighs less than 9lbs.
- **Easy to service**—The Amplifier folds open to give complete accessibility to every component.
- **Absolutely reliable**—The equipment is fully tropicalised and has received the most stringent Service trials.
- **Standard Mounting**—The Amplifier may be mounted as a unit in the R.C.E.E.A. rack system.
- **A.R.B. Approved.**

THE Airmec "Brick" Intercommunication Equipment, which is used extensively in Service Multiseater Aircraft, is now available for installation in civil aircraft.

The equipment, consisting of the Amplifier A1961, Control Unit 702 and Junction Box 154, provides clear undistorted communication between up to ten stations. Two receivers and one associated transmitter may be connected to the system to enable the pilot to transmit and all crew members to hear the signals received, this being accomplished with negligible cross-talk in the receiver circuits.

The units are available as separate items and are suitable for incorporation in many different wiring systems.

Full details of this or any other Airmec instrument will be forwarded gladly upon request.

AIRMEC LIMITED


HIGH WYCOMBE, BUCKINGHAMSHIRE, ENGLAND

Cables: Airmec High Wycombe

Tel.: High Wycombe 2060

DUBILIER

makers of the
World's Finest CAPACITORS



NITROGOL PAPER DIELECTRIC CAPACITORS. DUBILIER introduced this modern compact form of paper dielectric capacitors now familiarly known to the industry as Nitrogols. Continuous development and long experience of a wide variety of applications ensure constant improvements to designs, thus maintaining Dubilier's lead in this important field of electronic and radio engineering. *Catalogue NC.453 giving details of the full range of DUBILIER Nitrogol Paper Dielectric Capacitors will be sent to you upon request.*

DUBILIER CONDENSER CO. (1925) LTD., DUCON WORKS, VICTORIA ROAD,
NORTH ACTON, LONDON, W.3

Phone: Acorn 2241 (5 lines)

Grams: Hivoltcon, Wesphone, London

Cables: Hivoltcon, London.


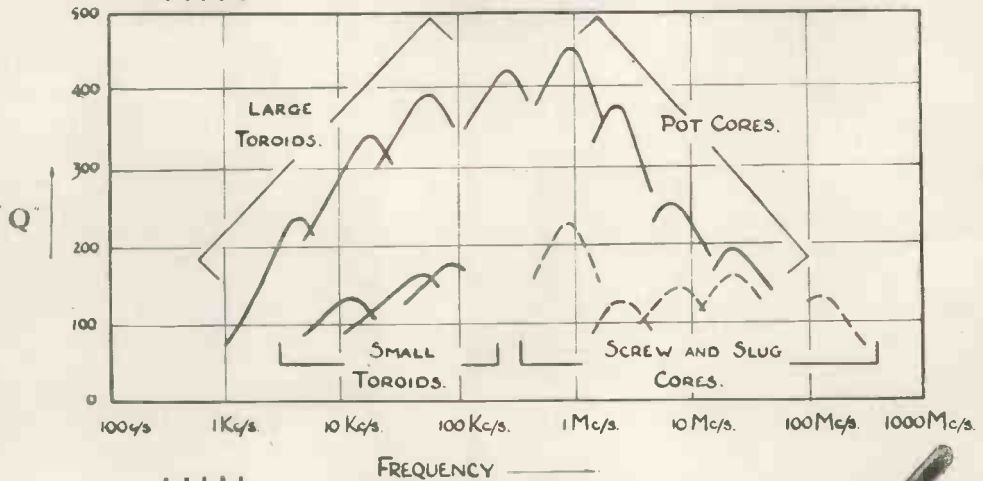
Marconi International Code

GECALLOY CORES

serve the

Telecommunication Industry

FROM LOWEST to HIGHEST FREQUENCIES



For further details apply to :

SALFORD ELECTRICAL INSTRUMENTS LTD.

PEEL WORKS · SILK STREET · SALFORD 3 · LANCs

LONDON OFFICE: MAGNET HOUSE · KINGSWAY · TEMPLE BAR 4669


A Subsidiary of THE GENERAL ELECTRIC CO. LTD. of ENGLAND



REPORTER

MOBILE RADIO TELEPHONE

For Engineering Communications



● The "Reporter", a compact and economical equipment designed to fit neatly under vehicle dashboards. Also available in transportable form or for use as a fixed station.

In civil engineering, control of mobile vehicles and personnel is all important. The Pye "Reporter", by providing an ever-present link to administrative H.Q., is of inestimable value in speeding up all remote operations and achieving vast economies in plant and manpower. Reason enough that it should feature so prominently in over two-thirds of the V.H.F. schemes in the United Kingdom.

Telecommunications



Pye (New Zealand), Ltd.,
Auckland C.I., New Zealand.

Pye Canada, Ltd.,
Ajax, Canada.

Pye-Electronic Pty., Ltd.,
Melbourne, Australia.

Pye Ireland, Ltd.,
Dublin, Eire.

Pye Radio & Television (Pty.) Ltd.,
Johannesburg,
South Africa.

Pye Limited,
Plaza de Necaxa 7,
Mexico 5.

Pye Limited,
Tucuman 829,
Buenos Aires.

Pye Limited,
5th Ave. Building,
200 5th Ave., New York

PYE LIMITED . . CAMBRIDGE . . ENGLAND



By Appointment to the Professional Engineer

PAINTON WINKLER SWITCH

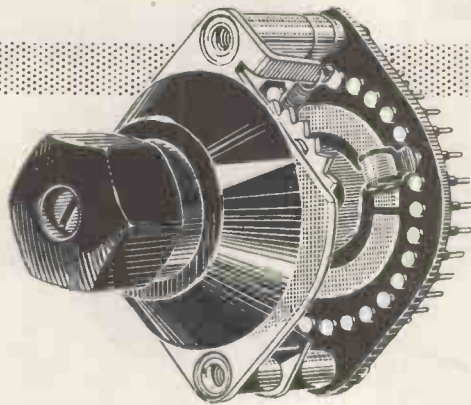
Switching up to 30 positions per bank.

Adjustable stop to set number of positions.

Single, Double, Three-Pole or Four-Pole designs.


1 to 6 Banks operated from common shaft.

Distinctive design Knob, with adjustable skirt.




PAINTON & CO. LTD. have entered into an exclusive arrangement with Eduard Winkler Apparatebau of Nuremberg, Germany, to manufacture and market the well-known Winkler Precision Multi-Way Switches.


PAINTON
Northampton England



Instrument Type



Industrial Type



Miniature Moving-Coil Type

Pneumatic Time-Delay Type

Also manufacturers of:- Cartridge Thermostats, Adjustable Contact Thermometers, Magnetic Amplifiers, Low-Inertia Integrating Motors.



—the first name for precision

RELAYS

Comprehensive technical data of our extensive range of standard relays will be forwarded on request

Most types now available for **PROMPT DELIVERY**

ELECTRO METHODS LTD. (Division WR), CAXTON WAY, STEVENAGE, HERTS
PHONE: STEVENAGE 780

This
ALUMINIZED
 Picture tube gives



60% brighter pictures
 more contrast
 extra tube life

AN Ediswan Mazda aluminized picture tube gives a picture 60% brighter and more contrasty than is possible with an ordinary tube.

In addition, Ediswan aluminizing protects the screen from ion burn and, with the new Ediswan ion trap tetrode gun to protect the cathode, tube life is increased.

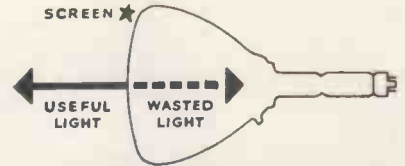
Ediswan production methods, which include the special in-line vacuumizing system, ensure a higher, more uniform standard of lasting efficiency. For complete satisfaction demonstrate and recommend Ediswan Mazda aluminized picture tubes.

EDISWAN
 M A Z D A

ALUMINIZED CATHODE RAY TUBES

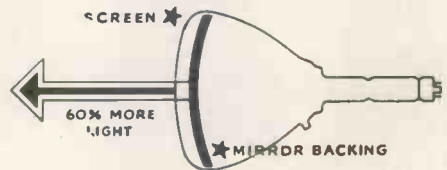
THE EDISON SWAN ELECTRIC COMPANY LIMITED,
 155 Charing Cross Road, London, W.C.2 and Branches.

Member of the A.E.I. Group of Companies.



WITHOUT ALUMINIZING

Without aluminizing, tubes waste half their light (see diagram above). To counteract this the brilliance must be increased and the tube life is shortened.



WITH EDISWAN ALUMINIZING

Ediswan aluminized tubes have a mirror backing to the screen. All the light is thus thrown forwards giving brighter, clearer pictures and extra life.

NATION WIDE SERVICE

6 fully equipped cathode ray tube service depots provide better, quicker tube testing should the need arise. Stocks of tubes are available in 26 Ediswan Offices. Only Ediswan give such complete backing to the Trade.

RV9

S. I. M. A.
An Exhibition
ELECTRONICS AT WORK
23rd-25th November 1954
BIRMINGHAM
Chamber of Commerce Hall

Q and tan δ



bridge or resonance methods

1 kc/s or 50 Mc/s

For the measurement of the magnification factor of inductors or the phase defect of capacitors at 1 or 10 kc/s
UNIVERSAL BRIDGE Type TF868/1.




TF 868/1

OPERATING FREQUENCY: 1 or 10 kc/s
DIRECT MEASUREMENT RANGES

Q: 0.1 to 10 at 1 kc/s; 1 to 100 at 10 kc/s
Tan δ : 0.001 to 0.1 at 1 kc/s; 0.01 to 1 at 10 kc/s
Capacitance: 1 μ F to 100 μ F
Inductance: 1 μ H to 100H
Resistance: 0.1 Ω to 10M Ω (d.c.)

For measurements up to 50 megacycles
—CIRCUIT MAGNIFICATION
METER Type TF 329G.



TF 329G

OPERATING FREQUENCIES

50 kc/s to 50 Mc/s

DIRECT MEASUREMENT RANGES

Q: 10 to 500
Tan δ : 0 to 0.1
Capacitance: 0 to 416 μ F
Inductance and resistance may be determined indirectly: for measurements at frequencies up to 170 Mc/s, use H.F. Circuit Magnification Meter Type TF 886A.

May we send you our booklet "Measurement by Q Meter"?

MARCONI INSTRUMENTS

SIGNAL GENERATORS • VALVE VOLTMETERS • FREQUENCY STANDARDS
OUTPUT METERS • WAVEMETERS • WAVE ANALYSERS • BEAT FREQUENCY OSCILLATORS

MARCONI INSTRUMENTS LTD • ST. ALBANS • HERTS • Telephone: St. Albans 6160/9

Midland Office: 19 The Parade, Leamington Spa.

Northern Office: 30 Albion Street, Hull

Export Office: Marconi House, Strand, London, W.C.2

REAL HIGH FIDELITY at modest cost . . .

•Manufacturer-to-Consumer policy saves you at least one-third cost!


We are now specialising in the supply of units for making up high-fidelity Radio and Record-reproducing Equipments for use in the Home, small Halls, Schools and Gramophone Societies and single items for replacing in existing equipments and radiograms. Our Chief Engineer, who is operating a Technical

Guidance Service, is available daily, including Saturdays, from 10 a.m. to 6 p.m., or will deal with enquiries by return of post. Our new illustrated Catalogue and Supplement will be a great boon to those desiring high quality equipment for modest expenditure. Send two 2½d. stamps for your copy now. It may well save you pounds.



No. 1

No. 1 "SYMPHONY" AMPLIFIER is a 3-channel 5-watt Gram/Radio Amplifier with astonishingly flexible control. You can lift the treble, the bass, or—and here is the unique feature—the middle frequencies to suit your own ear characteristics and the record or radio programme being heard. It is thus possible to arrange the frequency-response of the amplifier to a curve equal and opposite to the resultant curve of the other items in the chain so that what finally registers in the brain is as per original. This flexibility of control is far more important than mere nominal linear response of the amplifier, as the pick-up, speaker, etc., are not linear. Independent Scratch-Cut is also fitted and special negative-feedback circuit employed. The Amplifier can accommodate a wide variety of records from old 78's to new L.P.s. Input is for all types of pick-up of 0.2v. output or more and there is full provision (and power) for Radio Tuner. It is available, to match 2/3 or 15 ohms speakers. Price: 10 gns. (carriage 5/-). Fitted in Portable Steel Cabinets, 35/- extra.



No. 2

No. 2 "SYMPHONY" AMPLIFIER as No. 1 but with 10-watt Push-pull triode output and triodes throughout. Woden mains and output transformers and choke. Full provision and power for Tuner. Output tapped 3, 7.5 and 15 ohms. Competes with the most expensive amplifiers on the market yet costs only 15 gns. (carriage 5/-). Fitted in portable Steel Cabinet 2 gns. extra.



"SYMPHONY" AMPLIFIERS with REMOTE CONTROL. Both the above model Amplifiers are available with all controls on a separate Control Panel with up to 4 feet flexible cable which simply plugs into the amplifier. Enables the Amplifier proper to be sat in the bottom of a cabinet whilst the controls are mounted conveniently higher up. Extra cost 2 gns.

"STUDIO SYMPHONY" AMPLIFIERS, Models 1 and 2, new models specially designed to get the maximum out of the revolutionary new Collaro Studio pick-ups and heads type "P." Specification as per our Standard Symphony models but with high-gain, low-noise, built-in Pre-amplifier stage with separate switched correctors for Std. and L.P. Third position on switch provides input matching for Acos and similar output pick-ups. These remarkable new models thus provide all the facilities and matching of our Standard Symphony Amplifiers PLUS the specialised Collaro matchngs. Send for copy of "The Gramophone" review of these instruments. Price: No. 1, 12 gns.; No. 2, 17 gns. Carriage 5/-.

CURRENT GARRARD PRODUCTS AVAILABLE FOR IMMEDIATE DELIVERY FROM STOCK AT PRESENT.

3-SPEED GRAM UNIT MODEL "T" with new type turnover pickup head, £10/12/8, post 2/6.

MODEL TA as above, but with plug-in turnover head, £10/16/-, or with two separate high fidelity Acos HGP35 heads, £12/15/6. Unit less heads, £8/11/-, post 2/6. Heads, 42/3 each, post 1/-.

MODEL TB as above, but with long pickup arm. Less heads, £8/11/-, post 2/6.

Heads to fit this unit: Decca XMS, 55/-, Decca Crystal, 35/-, Garrard Standard Magnetic, 25/-, miniature magnetic low impedance, 25/-, miniature magnetic high impedance, 35/-. Post on heads 1/-. Unit can be supplied with any combination of above heads and is carefully adjusted for stylus pressure on despatch.

RC110 NEW MODEL AUTO-CHANGER with new type turnover head, £13/19/6, carriage 5/-.

MODEL RC80M, less heads, £15/4/6, with new turnover head, £17/9/6, with two separate Acos HGP35 heads, £19/9/-, carriage 5/-.

COLLARO latest model AC3/554 Unit with fixed head ("O" or "P" cartridge) £8/18/4. Post 2/6.

COLLARO model 3RC531 AUTO-CHANGER. We are pleased to say that after most careful and rigorous trial, we can highly recommend these improved Auto-Changers by Collaro. The standard of engineering is of the highest and in addition to being very easy and foolproof in operation, they are fitted with the revolutionary high-fidelity, plug-in "STUDIO" Pickup heads of which the Type "O" is matched to radio sets and medium-gain amplifiers and the Type "P" is designed for high-gain amplifiers. The Type "P" is exactly matched to our new model Studio Symphony Amplifiers. The price complete with either type pickup head is £15/3/-. The 3RC532 as above, but mixes 10-inch and 12-inch records, costs £17/10/-, carriage 5/-. Delivery from stock.

COLLARO NEW MODEL RC54 MIXER/AUTO-CHANGER with Studio "O" or "P" Pick-up Cartridge in head, £13/4/2, carriage 5/-.

TRANSCRIPTION MOTORS IN STOCK.

COLLARO MODEL 2000, less pickup, £13/9/6.

COLLARO 2010 with pickup complete on unit plate. £18/4/9.

Illustrated leaflet on Collaro Products on request.

CONNOISSEUR, 3-speed motor, £23/8/11.

GOODMANS CORNER CABINETS (left) for the AXIOM 150 Mark 2 manufactured by us to Messrs. Goodmans' measurements. Height, 44in. Price: complete kit in plain board with 1-in. thick felt, 8 gns. Price ready built, 10 gns. Finished in figured walnut, 16 gns. Other veneers to order. Carriage extra according to area.


"SYMPHONY" BASS REFLEX CABINET KITS. 30in. high, consist of fully-cut ¾in. thick, heavy, inert, non-resonant patent acoustic board, deflector plate, felt, all screws, etc., and full instructions. 8in. speaker model, 85/-; 10in. speaker model, 97/6; 12in. speaker model, £57/6.

The design is the final result of extensive research in our own laboratory and is your safeguard of optimum acoustic results. Carriage 7/6. Ready built, 10/6 extra.

HIRE PURCHASE FACILITIES NOW AVAILABLE on orders of £15 or over. Send one-third deposit with order, balance over 6 or 12 monthly instalments. State which required.



CONSOLE AMPLIFIER CABINETS (above), 33in. high, lift-up lid with piano hinge, take Tape Deck, Gram Unit or Auto-changer, Amplifier, Pre-amplifier, and Radio Feeder Unit, finished medium walnut veneer. De Luxe version, 10 gns. carriage according to area. Other veneers 10/- extra.



"SYMPHONY" BASS REFLEX CABINETS, fully finished in figured walnut, oak or mahogany to our own design and to match our Console Amplifier Cabinet, enabling the housing of a whole equipment in a two piece suite, cost: 12in. speaker model, £11/10/-; 10in., £11; 8in., £10/10/-.

Carriage according to area. The 10in. model is ideal for the WB HF 1012 (see "The Gramophone" review March).

W.B. BASS REFLEX CABINET in Kit Form (veneered) to house HF1012 and Tweeter, 10 gns. Carr. by Road, 10/-.

CONSOLE AMPLIFIER CABINETS (above), 33in. high, lift-up lid with piano hinge, take Tape Deck, Gram Unit or Auto-changer, Amplifier, Pre-amplifier, and Radio Feeder Unit, finished medium walnut veneer. De Luxe version, 10 gns. carriage according to area. Other veneers 10/- extra.

CONSOLE AMPLIFIER CABINETS (above), 33in. high, lift-up lid with piano hinge, take Tape Deck, Gram Unit or Auto-changer, Amplifier, Pre-amplifier, and Radio Feeder Unit, finished medium walnut veneer. De Luxe version, 10 gns. carriage according to area. Other veneers 10/- extra.



CONSOLE AMPLIFIER CABINETS (above), 33in. high, lift-up lid with piano hinge, take Tape Deck, Gram Unit or Auto-changer, Amplifier, Pre-amplifier, and Radio Feeder Unit, finished medium walnut veneer. De Luxe version, 10 gns. carriage according to area. Other veneers 10/- extra.

NORTHERN RADIO SERVICES

11 & 16 KINGS COLLEGE RD., ADELAIDE RD.,

LONDON, N.W.3. Phone: PR1mrose 8314

Tubes: Swiss Cottage and Chalk Farm.

Buses: 2, 13, 31, 113, 187.

ELAC closed field...



... LOUDSPEAKERS

These loudspeakers have been designed to provide minimum magnetic interference together with high acoustic efficiency. ELAC Elliptical and round loudspeakers are used in most of the leading Television and Radio receivers.

PRICES INCLUDING P.T. FOR LOUDSPEAKERS LESS TRANSFORMER.


7" x 4" Elliptical	Flux 6,500 Gauss	19/10	6½" PM. 6G	Flux 6,500 Gauss	19/10
3½" PM. 3G	Flux 6,500 Gauss	17/2	8" PM. 8D	Flux 7,500 Gauss	26/5
5" PM. 5G	Flux 6,500 Gauss	18/6	10" PM. 10D	Flux 7,500 Gauss	31/8



ELECTRO ACOUSTIC INDUSTRIES LTD.

Stamford Works, Broad Lane, Tottenham, N.15

One thing leads . . .



... not to another but to success. A formula second to none in the world of industry is: "Do one thing only and do it well." Many great organisations have been founded and have flourished on the application of this principle.

So Parmeko, who devote all their enthusiasm, enterprise, and energy to making transformers, cannot claim to have thought of something new; they do profess, however, to apply every up-to-date method to help them do their job well—so successfully, in fact, that with some great manufacturers of electronic and electrical equipment the name Parmeko is synonymous with the best transformers.



The firm with the one-track mind
PARMEKO of LEICESTER

MAKERS OF TRANSFORMERS *for the Electronic and Electrical Industries*



RECTANGULAR Television CATHODE RAY TUBES



7201A
14 INCH



7401A
17 INCH

These G.E.C. Television tubes combine all the requirements for perfect viewing. ALUMINISED SCREENS for brighter and more contrasty pictures with long life and freedom from screen burn. GREY FILTER GLASS faceplates with high light transmission efficiency permitting viewing under normal lighting conditions without loss of contrast and without need for separate viewing filters.

BRIEF DATA	
7201A	7401A
Vh 6.3V	Vh 6.3V
Ih 0.3A	Ih 0.3A
Va (min) 10.8 kV	Va (min) 11 kV
Va (max) 14.0 kV	Va (max) 16 kV

Both tubes are provided with an external graphite coating, and have a scanning angle of 70°. The heaters are suitable for both series or parallel operation.

For further information write to The Osram Valve & Electronics Dept.,

THE GENERAL ELECTRIC CO. LTD., MAGNET HOUSE, KINGSWAY, LONDON, W.C.2

Compelling reasons for choosing the *Astronic* HIGH FIDELITY AMPLIFIER



AI254C
£26.5.0



AI280 Tone
Corrector Unit
£11.11.0

OUTPUT	HARMONIC DISTORTION		INTERMODULATION DISTORTION*		RESPONSE
	60 c/s	1,000 c/s	400-4,000 c/s	60-7,000 c/s	
1 W	0.22%	0.03%	0.022%	0.056%	± .5db 20 c/s-20 kc/s
12 W	0.43%	0.12%	0.36%	0.42%	± .5db 20 c/s-20 kc/s

* In each case lower frequency modulated by higher frequency 12 db down. Noise level 63 db below full output.

Send for full details and specification to :—

N. MIERS & CO. LTD., 115 Gower Street, London, W.C.1

Telephone: EUSton 7515.

Cables: MIERSCO.

SENSITIVITY: MICROPHONE, 20 mv, 1 megohm.
 PICK-UP AES, 10 mv, } 100,000 ohms or less
 PHONO f.f.r.r. 10 mv, } depending on setting of
 attenuator.
 RADIO (Tuner) 200 mv, ½ megohm.
 TREBLE CONTROL, ± 10 db at 10 kc/s with
 1 kc/s zero.
 BASS CONTROL, ± 10 db at 100 c.p.s. with
 1 kc/s zero.
 Both controls independently and continuously
 variable.



We are glad to announce

the immediate availability of "Scotch Boy" Magnetic Recording Tape on a new clear plastic 7" reel—more solid, perfectly balanced, with a large centre hub and simplified V slot threading.

Each new reel has its own sturdy handsome hinged box, in our familiar black and plaid, with ample writing space on the underside.

As for the tape, it will "speak for itself." On all types of recorders it will give true, brilliant quality. It is an all-British product of which we are proud.

Daily, professional and home recordists alike are changing to "Scotch Boy."

'SCOTCH BOY' REGD. TRADE MARK MAGNETIC RECORDING TAPE

ANOTHER **3M** COMPANY PRODUCT

MINNESOTA MINING & MANUFACTURING CO. LTD
 Arden Rd, Adderley Park, Birmingham 8 167 Strand, London WC2
 90 Mitchell St, Glasgow C1 16 Mosle St, Manchester 2

ADVANCE COMPONENTS LTD., MARLOWE RD., WALTHAMSTOW, LONDON, E.17. Telephone : LARKSwood 4366/7/8

Advance

A high-precision piston-type unit for direct coupling to a resonator. Works in the least attenuation mode $H_{11}(TE_{11})$ and ensures strict linearity. A crystal diode and non-inductive capacitor are built in so that the output voltage can be read directly on a meter connected to the termination provided.

Output impedance 75 ohms • Attenuation range, 125 db
• Waveguide Cut-off frequency, 9200 Mc/s.

Diameter of bore, 0.750 in. • Piston travel, 0.01113 in. per degree rotation of spindle • Size $12\frac{1}{2}$ in. \times $2\frac{3}{4}$ in. \times $2\frac{3}{4}$ in. (excluding output plug)
 • Weight approximately 2 lb.

£47.10s.

(NETT PRICE in U.K.)

TYPE A 57

**PISTON
ATTENUATOR**

FULL TECHNICAL DETAILS IN FOLDER W 24

ADVANCE COMPONENTS LTD., MARLOWE RD., WALTHAMSTOW, LONDON, E.17. Telephone : LARKSwood 4366/7/8

Specify **AERIALITE** for

AERIALS

The wide range of Aerialite aerials includes types for television, radio and I.M. reception. Our long experience in this specialist field enables us to market aerials of extra high efficiency which give years of trouble-free service. For example, there is no equal to the Dublex T.V. aerial in terms of forward gain (6 dB) and broad bandwidth at the low price of £4/8/6. There are many other unique aerials in the range—send for details. Retail prices are from 13/6.

ACCESSORIES

Two valuable additions to the accessory range are the Part No. 168 coaxial plug and the Part No. 169 in-line attenuator. The plug is of three piece construction and is easily fitted to the semi-airspaced and standard types of coaxial cables. The in-line attenuator is available in five types, 0dB, 12dB, 18dB, 24dB and 36dB and carries plug and socket ends. It may be instantly inserted in aerial downlead. Other accessories include plugs, sockets, lightning arrestors, brackets, etc.

H.F. CABLES

A new type of T/V downlead has recently been introduced under the trade mark of "Aeraxial." This cable has lower attenuation than solid types and yet is available at the same price (8½d. per yd. retail price). Other cables available include twin leaders (screened and unscreened) for 75 ohm and 300 ohm applications as well as 50 ohm and 75 ohm coaxials with solid and semi-airspaced insulation. A special low capacity cable for car radio aerial connections etc. is also manufactured.

CONNECTING WIRES

Aerialite connecting wires are being increasingly used in the radio, T/V and electronics industry due to their flexibility, wide colour range and low cost. Thermoplastic insulation ensures a higher dielectric plus the advantages of greater mechanical strength, fire resistance and permanence. Aerialite connecting wires are easy to handle and easy to strip and save valuable time on the production floor. Please send for leaflet and prices.

RELAY CABLES

Aerialite relay cables have been designed and manufactured to provide efficient and permanent installations for sound and broadcast relay networks. To meet these exacting requirements these cables have the minimum of attenuation combined with high mechanical strength. The range includes single and double star quad, single polythene insulated, flat twin Fig. 8 and single star quad copper taped relay cables. Television relay cables are also available.

T/V AERIAL AMPLIFIERS

Types D.A.I. and PAI-8 meet the need for both multiple outlet and individual aerial distribution and amplification. Model DAI will provide unity gain with at least 30 T/V receivers operating and the specification includes heavy duty power pack, neon indicator, two stage, gain control, two independent coaxial outputs. The size is 1½in. x 6in. x 7½in.

Type PAI is available with up to eight coaxial outlets and is suitable for showroom or demonstrations purposes.

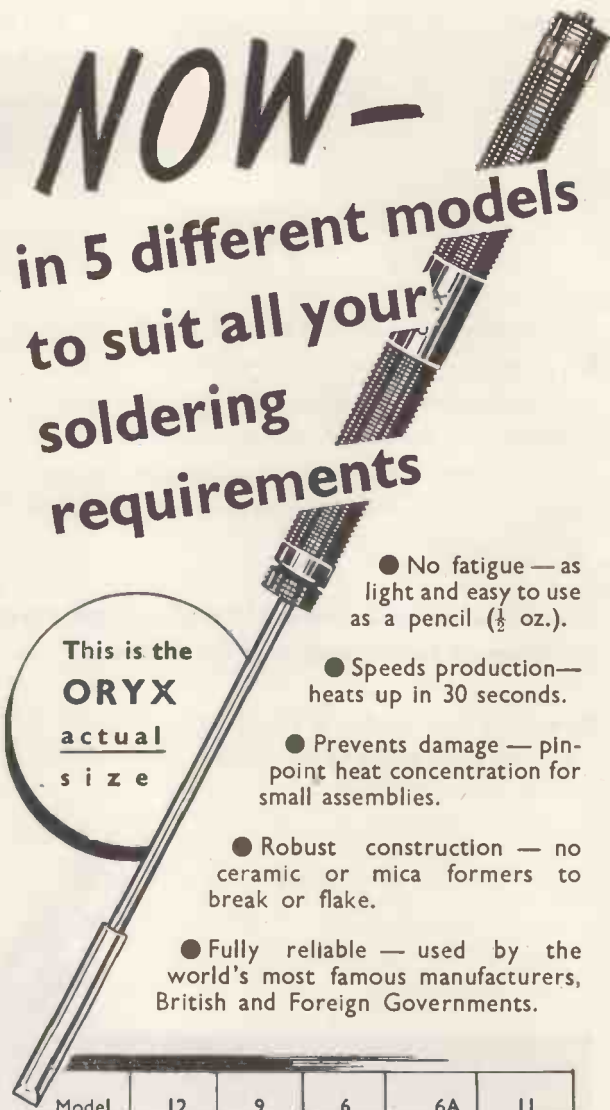
Your Enquiries Invited

COMPLETE SATISFACTION WITH **AERIALITE PRODUCTS**

AERIALITE LTD · CASTLE WORKS · STALYBRIDGE · CHESHIRE

NOW— in 5 different models to suit all your soldering requirements

This is the
ORYX
actual
size



● No fatigue — as light and easy to use as a pencil (½ oz.).

● Speeds production— heats up in 30 seconds.

● Prevents damage — pinpoint heat concentration for small assemblies.

● Robust construction — no ceramic or mica formers to break or flake.

● Fully reliable — used by the world's most famous manufacturers, British and Foreign Governments.

Model	12	9	6	6A	11
Volts	6	6	6	6	6
	24-27½	24-27½			
Watts	12	8.3	6	6	10
Bt. Dia.	3/16 (push-on)	5/32 (push-on)	1/16 (fixed)	3/32 (push-on)	5/32 (push-on)
Nett Weight	0.5 oz.	0.25 oz.	0.25 oz.	0.25 oz.	0.25 oz.

ORYX

SUB-MINIATURE
SOLDERING
INSTRUMENTS

Sole Distributors:

ANTEX · 3 Tower Hill · London · EC3
Telephone: ROYal 4439

Loud-speaker Manufacturers to the radio industry since 1930



We don't suppose . . .

that our attempts this year at point-counterpoint in advertising (*"We do this, we don't do that,"* . . . *"We don't do this, but we do the other"*) have struck "Wireless World" readers as outstanding examples of publicity. They are just another method of presenting the simple story we have to tell to the rather special audience we wish to reach.

We do know, however, that our loudspeakers are outstanding examples of design, performance, and reliability. These qualities, together with their competitive prices, have achieved for them over a period of 25 years a reputation which is its own advertisement.

REPRODUCERS AND AMPLIFIERS LIMITED
WOLVERHAMPTON ENGLAND

Telephone: Wolverhampton 22241 (5 lines)

Te.grams: Audio Wolverhampton

MICOVAC

ELECTRONIC TEST METER

A portable panclimatic battery or mains operated valve voltmeter for laboratory or field use.

Measures d.c., a.c. and r.f. voltages from 0.2 to 480v.

Measures d.c. balanced voltages.

Measures resistances to 10 Megohms in 5 decades.

Measures v.h.f. voltages to 200 Mc/s.

Multiplier extends d.c. range to 2400v.



Approved and adopted by the Admiralty and Air Ministry

ELECTRONIC INSTRUMENTS LTD
RICHMOND · SURREY · ENGLAND
Telephone Richmond 5656

Cellular Polythene

75 ohm. TV. DOWNLEAD CABLE
Nominal Attenuation at 50M/cs-2.5dB/100ft.

P.V.C Sheath.....

Plain Copper Wire Braid

Cellular Polythene Insulated to 0/129" Diameter.....

1/.029" Annealed Copper Conductor.....

A Glover Product



W.T. GLOVER & CO. LTD.

MEMBERS OF THE C.M.A.
TRAFFORD PARK MANCHESTER 17
TRAFFORD PARK 2141



Specialists in Plastic Extrusion




Hi Fi

HIGH FIDELITY

Amplifier

The PF 91 amplifier, with the PF 91A remote control unit, is a versatile and practical combination for those who demand realism in sound reproduction from record players, tape recorders, microphones or radio tuners.

- ★ Built to proved mechanical and electrical engineering standards and suitable for continuous use even under tropical conditions.
- ★ Frequency range substantially flat over entire audible range of 2—20,000 cycles per second, up to 12 watts output.
- ★ Excellent oscillatory transient response because of balanced response characteristic from 2 cycles per second to 160,000 cycles per second.
- ★ Low noise level.
- ★ High damping factor.
- ★ Very low harmonic and intermodulation distortion.



PF91

PF91A

- ★ Note the cable form wiring which ensures the complete stability of design and performance of every PF 91 amplifier.
- ★ Most components are mounted on turret legs which makes them easily accessible.
- ★ Generously-proportioned mains and output transformers guarantee the true hi-fi quality claimed for the PF 91.
- ★ National Physical Laboratory Report available free on request.

MODEL PF91


28 GNS

MODEL PF91A

12 GNS

(U.K. PRICES ONLY)

4 ft. extension cable available free of charge. 20 ft. extension cable available for 35/-.



Under-chassis view PF91

SOLDERING INSTRUMENTS

AND ALLIED EQUIPMENT
for factory, maintenance
and instrument makers

★MINIATURE
JOINTING
becomes a
★MINIATURE
problem with
ADCOLA
EQUIPMENT



**FACTORY BENCH
LINE MODEL**
 $\frac{3}{16}$ " Bit
List No. 64



(Centre)
**PROTECTIVE
SHIELD**
List No. 68



**INSTRUMENT
MODEL**
With Collet held
 $\frac{1}{8}$ " Bit
List No. 70

**OTHER
MODELS
AVAILABLE**

Standard Volt ranges stocked :
6/7 12/13 22/24 50/55
100/110 200/220 230/250

Write for complete catalogue



PRODUCTS LIMITED

Cranmer Court · Clapham High Street
London, S.W.4 Phone : MACaulay 4272

MULTITONE

SPECIALIZE

in equipment for the DEAF
and for PHYSIOTHERAPY

**THE
ADAPHONE
RADIO AND
TELEVISION
ATTACHMENT**

enables the deaf to
hear the programmes
without disturbance to
others.




**A WIDE RANGE
OF
HEARING AIDS**

including the latest
4-stage ALL-TRAN-
SISTOR instrument
with Automatic Vol-
ume Compression.



**EARPHONES,
PILLOWPHONES,
MICROPHONES
AND
CONTROL BOXES**

for Hospital Radio,
Churches and other
group installations.




**GROUP
HEARING AIDS**

for Schools for the deaf.



**ELECTRO-MEDICAL
APPARATUS**


The Multitone Portable
Short-Wave Unit as
shown here and a wide
range of therapeutic
and diagnostic instru-
ments.



Inquiries should be addressed to

MULTITONE ELECTRIC CO. LTD.
223-227 St. John Street, London, E.C.1.

PIONEERS IN SOUND AMPLIFICATION



PLUG REF. 736022
SOCKET REF. 736023

This cable mounting elbow connector is the latest addition to our well-known range of plugs and sockets complying with R.C.S. 322. For full details please write.

A.J.D. & A.B.B. - APPROVED

POWER CONTROLS

L I M I T E D

**THIS
CASE**



reg. des. app. no. 870311

IS ONE OF OUR 1072 SERIES

It is robustly constructed and has excellent ventilation.

Front panels of 10 S.W.G. steel bolt to standard G.P.O. drillings and it is supplied with chassis runners and cast inset handles.

It is one of our new range of standard metal cabinets, cases, racks and desks.

SEND TO DEPT. A
*for illustrated catalogue
of our standard range*

IMHOFS

112-116 NEW OXFORD STREET, LONDON, W.C.1
MUSEum 7878

**PRE-RECORDED TAPES—
ON**

Reflectograph

MAGNETIC TAPE RECORDERS

With the introduction of this new medium, the full frequency range of Reflectograph Recorders and their ability to be set to give the correct musical pitch, establishes a standard which will make an instant appeal to the connoisseur. Conforming closely to the C.C.I.R. recommended specifications, particularly with reference to head azimuth and play-back characteristics, they enable the very high quality associated with this form of reproduction to be realised for the first time in the home. Both the present range of Reflectograph equipment and the two new models listed below have in common the unique advantage of being able to set the correct musical pitch—a feature which is exclusive to these recorders.

Model TR1. Reproducer only. Frequency response 75-14,000 cycles \pm 3 DB. Output 0.25 volts from cathode follower.

Model RR1. Separate Record and Playback Amplifiers. Frequency response 75-14,000 cycles \pm 3 DB. 50-14,000 cycles \pm 6 DB. Output 1.3 volts from cathode follower.


For full information on the Reflectograph Range write to the Manufacturers

RUDMAN DARLINGTON (ELECTRONICS) LTD
Wednesfield, Staffs. Tel: *Wolverhampton 31704*



radio products ltd.

(Dept. W.59) 418 BRIGHTON RD, SOUTH CROYDON, SURREY. Telephone Croydon 5148/9



These really powerful units in compact form give quality and performance right out of proportion to their midget size and modest cost. Osmor "Q" Coilpacks have everything that only the highest degree of technical skill can ensure—extra selectivity, super sensitivity, adaptability. Size only 1½ x 3½ x 2½ with variable iron-dust cores and Polystyrene formers. Built-in trimmers. Tropicalised. Prealigned. Receiver-tested and guaranteed. Only 5 connections to make. All types for Mains and Battery superhets. and T.R.F. receivers. Ideal for the reliable construction of new sets, also for conversion of the 21 Receiver, TR.1196, Type 18, Wartime Utility and others. Send to-day for particulars!



SEPARATE COILS 4/-

A full range is available for all popular wavebands and purposes. Fully descriptive leaflets and connection data available. (Optional) new simple fixing 2d. extra. Just note these "5 Star" Features. * Only 1in. high. * Packed in damp-proof containers. * Variable iron-dust cores. * Fitted tags for easy connection. * Low loss Polystyrene formers. L. or M.W. T.R.F. REACTION COIL TYPE QR 11-12, 4/9. A range of coils for F.M. Receivers shortly available. A special design of coils now available for reflex circuits.

OSMOR STATION SEPARATOR

The Separator may easily be tuned to eliminate any one station within the ranges stated and fitting takes only a few seconds. Sharp tuning is effected by adjusting the brass screw provided.



Aerial plugs in here

Plugs into receiver

TYPE METRES

1	141-250
2	218-283
3	267-341
4	319-405
5	395-492
6	455-567
7	1450-1550
8	410-550 k/c.

7/6 COMPLETE

CHASSIS CUTTER



Type	Hole Sizes
1	1in. x 1½in.
2	¾in. x 1½in.
3	¾in. x 1½in.
4	1½in. x 2in.

Illust. price list on request.

I.F.s. 465 k/c. Permeability-tuned with flying leads. Standard size 1½in. x 1½in. x 3½in. For use with OSMOR coilpacks and others, 14/6 pair. Midget I.F.s. 465 k/c. 2½in. x 2½in. x 2½in., 21/- pair. PREALIGNED. 1/6 extra, both types.

FREE!

Send 5d. (stamps) for fully descriptive literature including "The really efficient 5-valve Superhet Circuit and Practical Drawings," 6-valve ditto, 3-valve (plus rectifier) T.R.F. circuit, Battery portable superhet circuit, Coil and Coilpack leaflets, Chassis Cutter leaflet, and full radio and component lists, and interesting miniature circuits, etc.

DIALS—VARIOUS DIALS CALIBRATED TO COILS

Metal dials, overall size 5½in. square. Cream background, 3-colour Type M1, L.M.S. waves. M2, L. & M. waves. M3, M. and 2S. waves. Price 3/6 each. Pointer 1/6; Drum, Drive, Spring and Cord, 3/2. Type A glass dial assembly, measuring 7in. x 7in. (9½ x 9½ overall). Mounts in any position. Choice of two 3-colour scales, 24/6. P. & P. 1/6.

OUR TECHNICAL DEPT. WILL BE PLEASED TO ANSWER (BY LETTER ONLY) ANY ENQUIRY RELATING TO CIRCUITS IN WHICH OSMOR COILS OR COIL PACKS ARE USED OR ARE INTENDED TO BE USED.

WE ENDEAVOUR TO KEEP ABREAST OF THE TIMES BY BUILDING THE VARIOUS CIRCUITS PUBLISHED IN "WIRELESS WORLD," "PRACTICAL WIRELESS," "RADIO CONSTRUCTOR" ETC. WE KEEP STOCKS OF THE COMPONENTS SPECIFIED.

" PRACTICAL WIRELESS "

Coronet Four; Beginners' Superhet; Modern High Power Amplifier 2; Attache Case Portable; R1155 Converter; A.C. Band-Pass 3; Modern 1-Valver; 3-speed Autogram, modern reflex, etc.

" WIRELESS WORLD "

"No Compromise" TRF Tuner. "Midget Mains Receiver." Sensitive 2-valve Receiver. Television Converter (special coils in cans available), Midget sensitive T.R.F., etc.

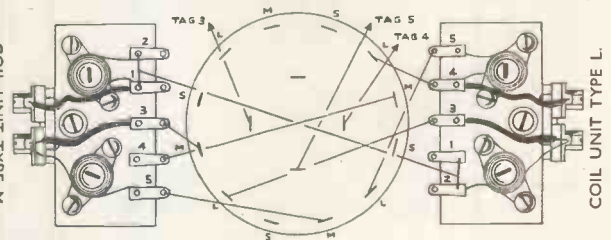
" RADIO CONSTRUCTOR "

Converting the TR1196 receiver to a general purpose s'het receiver simple crystal diode set. Radio feeder units. Economy 8 W.P.P. Amplifier. Circuit and details available for adding push-pull to the 5/6 valve Osmor superhet.

A LIST OF FIXED CAPACITIES AS REQUIRED FOR SWITCH TUNING AVAILABLE ON APPLICATION.

Q COIL UNITS MAKE EASY SWITCHING

Wavebands may be added or changed in a few minutes. Switching arrangements can be increased as required. Multi waveband Coilpacks may be easily made up. The Coil Unit consists of Aerial and Oscillator Coils and Trimmers wired and ready to connect to switch.



THE SIMPLEST AND MOST CONVENIENT METHOD OF SET BUILDING SO FAR DEvised FOR THE AMATEUR.

15/- PER UNIT including 4 foolproof drawings.

NEWCOMERS TO RADIO: WE HAVE A NEW DEPARTMENT READY AND WILLING TO HELP DESIGNERS ARE ASSURED OF FULL CO-OPERATION

Please let us know your requirements — send us your problems.



HARTLEY-TURNER SOUND EQUIPMENT

We have, over these last few months, devoted our space in this journal to an item-by-item description of our main products.

All Hartley-Turner equipment is designed in relation to one prime requirement. The requirement is simply stated.

"It is that each item shall be the best that engineering skill, and productive ability can achieve." Our insistence on this high standard has as its inevitable result, an equipment which will bear favourable comparison with any other equipment available anywhere in the world.

It is our proud claim that we are one of the very few firms in the industry to-day who manufacture loudspeakers, and enclosures, amplifiers, preamplifiers and the main components required for them.

The high standard which we set is your best guarantee of satisfaction.

Prices :

215 Loudspeaker (inc. P.T.)	£19 4 3
Baffle	£8 0 0
20-watt Amplifier	£33 0 0
H.T. Super Control Preamplifier	£8 18 6

Please send for our data sheets which include full details of all the above to:

H. A. HARTLEY Co. Ltd.,
152, HAMMERSMITH RD., LONDON, W.6
Telephone : RIVerside 7387

MAINS TRANSFORMERS

**FULLY INTERLEAVED
SCREENED AND IMPREGNATED. ALL GUARANTEED
ALL PRIMARIES ARE 200/250 v. Half Shrouded.**

HSM63 (Midget). Output 250-0-250 v. 60 m/a., 6.3 v. at 3 amps., 5 v. at 2 amps.	16/3
HS63. Output 250-0-250 v. 60 m/a., 6.3 v. at 3 amps., 5 v. at 2 amps.	16/6
HS40. Windings as above. 4 v. at 4 amps., 4 v. at 2 amps.	16/6
Output	
HS2. 250-0-250 v. 80 m/a.	19/-
HS3. 350-0-350 v. 80 m/a., 19/-	19/-
HS2X. 250-0-250 v. 100 m/a., 21/-	21/-
HS30X. 300-0-300 v. 100 m/a., 21/-	21/-
HS75. 275-0-275 v. 100 m/a.	21/-
HS3X. 350-0-350 v. 100 m/a.	21/-

Fully Shrouded

FSM63 (Midget). Output 250-0-250 v. 60 m/a., 6.3 v. at 3 amps., 5 v. 2 amps.	16/9
Output	
FS2. 250-0-250 v. 80 m/a.	21/-
FS30. 300-0-300 v. 80 m/a., 21/-	21/-
FS2X. 250-0-250 v. 100 m/a., 23/-	23/-
FS30X. 300-0-300 v. 100 m/a., 23/-	23/-
FS3X. 350-0-350 v. 80 m/a., 23/-	23/-
FS75X. 275-0-275 v. 100 m/a., 23/-	23/-
FS35X. Output 350-0-350 v. 250 m/a., 6.3 v. 2 amps., C.T. 6.3 v. 4 amps., C.T. 5 v. 3 amps. Fully shrouded.	67/6
F35X. Output 350-0-350 v. 250 m/a., 6.3 v. 6 amps., 4 v. 8 amps., 4 v. 3 amps., 0-2-6.3 v. 2 amps. Fully shrouded.	65/-
FS160X. Output 250-0-250 v. 160 m/a., 6.3 v. 6 amps., 6.3 v. 3 amps., 5 v. 3 amps. Fully shrouded.	44/-
FS43X. Output 425-0-425 v. 250 m/a., 6.3 v. 6 amps., 6.3 v. 6 amps., 5 v. 3 amps. Fully shrouded.	63/6
HS6. Output 250-0-250 v. 100 m/a., 6.3 v. 6 amps., C.T. 5 v. 3 amps. For receiver R1355. Half shrouded.	26/6
HS150. Output 350-0-350 v. 150 m/a., 6.3 v. 3 amps., C.T. 5 v. 3 amps. Half shrouded.	27/9
F36. Output 250-0-250 v. 100 m/a., 6.3 v. 6 amps., C.T. 5 v. 3 amps. Fully shrouded.	29/6
FS120. Output 350-0-350 v. 120 m/a., 6.3 v. 2 amps., C.T. 6.3 v. 2 amps., C.T. 5 v. 3 amps. Fully shrouded.	29/9
FS256. Output 250-0-250 v. 80 m/a., 6.3 v. at 6 amps., 5 v. at 3 amps. Fully shrouded.	28/6
PR1/1. Output 230 v. at 30 m/a., 6.3 v. at 1.5/2 amps.	21/-
FS150. 350-0-350 v. 150 m/a., 6.3 v. 4 amps., 5 v. 3 amps.	31/6
FS150X. Output 350-0-350 v. at 150 m/a., 6.3 v. at 2 amps., C.T. 6.3 v. at 2 amps., C.T. 5 v. at 3 amps. Fully shrouded.	31/6

The above have inputs of 200/250 v.

OUTPUT TRANSFORMERS

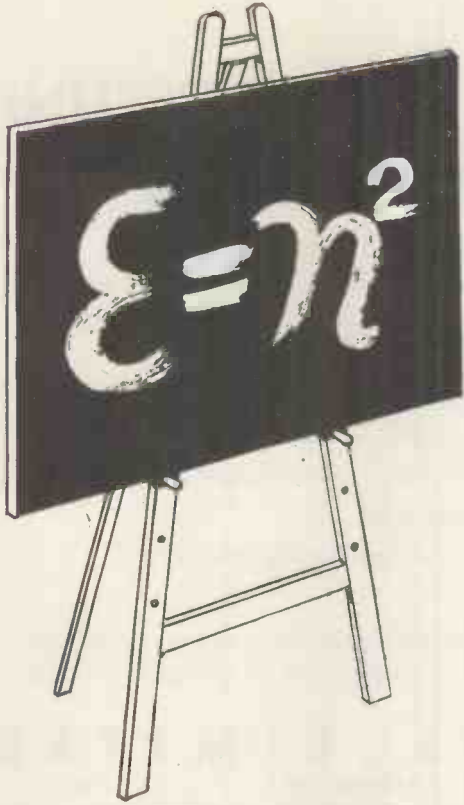
MIDGET OP. 5,000Ω to 3Ω	3/9
8,000Ω to 3Ω	3/9
MOPI. Ratios 26, 46, 56, 66, 90, 120-150 m/a. max. current, C.T. for Q.P.P. Class B, etc. Secondary 2/4 ohms. Top panel, and clamped, each	5/6
OP10. 10/15 watts output. 20 ratios on Full and Half Primary	17/9
OP30. 30 watts output, 20 ratios on Full and Half Primary	25/9
Williamson's O.P. Transformer to Author's specification	£4/4/-
Chokes for Williamson's Amplifier, 30 H. at 20 m/a.	16/6
10 H. at 150 m/a.	32/-

FILAMENT TRANSFORMERS
All 200/250 v. Input.

F3. 6.3 v. @ 3 amps.	9 6
F4. 4 v. @ 2 amps., 7/6	7 6
F6X. 6.3 v. @ 0.3 amps., 5/6	8/-
FU6. 0-2-4-5-6.3 v. @ 2 amps., 10/-	16/6
F12. 12.6 v. tapped 6.3 v. @ 3 amps.	23/6
F24. 24 v. tapped 12 v. @ 3 amps.	17/6
F29. 0-2-4-5-6.3 v. @ 4 amps., 18/9	17/6
FUI2. 0-4-6.3 v. @ 3 amps.	17/6
FU24. 0-12-24 v. @ 1 amp.	34/-
F5. 6.3 v. @ 10 amps. or 5 v. @ 10 amps., or 12.6 v. @ 5 amps., or 10 v. @ 5 amps.	34/-
F6/4. Four windings at 6.3 v. tapped 5 v. @ 5 amps. each, giving by suitable series and parallel connections up to 6.3 v. @ 20 amps.	51/6

Quotations, etc. stamped addressed envelope, please.
C.W.O. (add 1/6 in £ for carriage).
Export enquiries invited.

H. ASHWORTH (Dept. W.W),
676, Gt. Horton Road, Bradford 7, Yorks.



IN 1881 J. C. MAXWELL


derived this relationship
between dielectric constant
and refractive index.

That this holds true for
Polystyrene implies that
polarization is almost
entirely due to elastic
displacement of electrons only.

This means LOW DIELECTRIC
LOSS and dielectric
constant independent
of temperature, frequency
and voltage.

SUFLEX POLYSTYRENE CAPACITORS

because of their LOW DIELECTRIC LOSS
and SMALL SIZE are admirably suited for
use in I.F. transformers and padded circuits.
Their uniquely high insulation resistance
and low dielectric absorption make them
indispensable in computers, nucleonic and
medical equipment.



* The capacitors shown here are actual size.

SUFLEX

Limited

LONDON

CAPACITIES : 5 pf. to 0.5 mfd.

TOLERANCE : 20% to 1%.

VOLTAGES : 250v. to 750v. D.C.

HS Type : for general use.

HSA Type : with additional sealing
for use in exceptional
humidity conditions.

LANE'S



£18 · 10 · 0

LATEST TAPE UNIT 2-SPEED Mk. VI

- ★ Three high grade motors.
- ★ Single knob control electrically and mechanically interlocked.
- ★ Drop-in tape loading.
- ★ Automatic brakes.
- ★ 2 speed. $7\frac{1}{2}$ " / sec. $3\frac{3}{4}$ " / sec.
- ★ Automatic speed change.
- ★ Twin Track.
- ★ British Standard Specification.

Attractive discounts to quantity buyers.

Beautifully finished and engineered, this new model offers unequalled value.

Write for full details to

VERDIK SALES LIMITED

8, RUPERT COURT · WARDOUR STREET · LONDON, W.1.

GERrard 8266

OMNI-DIRECTIONAL 3-Speaker System

W15/CS SUPER 8/CS SUPER 5

Treble Units Facing Upwards Crossover Frequencies 800 and 5,000 c/s

The bass speaker is the W15/CS with a fundamental resonance below 30 C/S; the middle speaker is the Super 8/CS; and the third speaker is the Super 5 with response well maintained to 16,000 C/S. The crossover unit is a $\frac{1}{2}$ section type, with crossover frequencies of 800 and 5,000 C/S. A volume Control is now fitted to the middle and top speakers which also face upwards to avoid undue directional effects.

The Wharfedale W10/CS unit is also suitable for use as the middle speaker. The horizontal cabinet can be supplied to suit a 10in. unit without extra charge.

DEMONSTRATION—The following Radio Retailers are equipped to give demonstrations of the Wharfedale Three-Speaker System:—

- | | |
|--|-----------------------|
| B-K Partners Ltd., 229, Regent St., London, W.1 (entrance Hanover St.) | Tel.: Regent 1051 |
| City Sale & Exchange Ltd., 93/4, Fleet Street, London, E.C.4. | Tel.: Central 9391 |
| Classic Electrical Co. Ltd., 364, Lower Addiscombe Road, Croydon, Surrey. | Tel.: Addiscombe 6061 |
| Holley's Radio Stores, 285, Camberwell Road London, S.E.5. | Tel.: Rodney 4988 |
| Jewkes & Co., 28/31, Broad Street, Birmingham, 1. | Tel.: Midland 4829 |
| C. Milsom & Son, North Gate, Bath. | Tel.: Bath 5675 |
| Webb's Radio, 14, Soho Street, Oxford Street, London, W.1. | Tel.: Gerrard 2089 |
| John W. Gray Ltd., 82, Westborough, Scarborough. | Tel.: Scarborough 707 |
| R. Barker & Co. Ltd., 6, Albion Place, Leeds. | Tel.: Leeds 22086 |
| J. F. Sutton, 89, Crane Street, Salisbury. | Tel.: Salisbury 4633 |
| Lancaster Hi-Fidelity, 27-31, Lancaster Avenue, Manchester. | Tel.: Deansgate 2503 |
| High-Fidelity Sound Equipment, 116, Birches Head Road, Hanley, Stoke-on-Trent. | |



PRICES (TAX FREE)

W15/CS sand-filled Enclosure	£47 0 0
Treble Assembly	£18 0 0
HS/CR3 Crossover with V.C.'s	£8 10 0
	£73 10 0

2 Sand-filled Back Panels (40in. x 24in.) to complete the enclosure, where a suitable corner is not available, can be supplied at £12 per pair.

3 SPEAKER SYSTEM

illustrated here is being demonstrated at
ROYAL FESTIVAL HALL
on Nov. 1st 1954

Wharfedale

WIRELESS WORKS LTD.
IDLE · BRADFORD · YORKS

Phone: Idle 1235/6 (2 lines). Grams: Wharfedale, Idle, Bradford.

NO EXTERNAL CHANNELLING EQUIPMENT !

Standard
SIX channel

V H F
Very High Frequency


radio link

type

FP11

Six Telephone or Teleprinter Channels,
plus Independent Order Wire Circuit.
Full Supervisory and Control Facilities.
Alternative Radio Frequency Band.

available for
early delivery



complete in one cabinet

Write for leaflet No. 198/32.



Standard Telephones and Cables Limited

Registered Office: Connaught House, Aldwych, London, W.C.2

RADIO DIVISION Oakleigh Road • New Southgate • London • N.11

UNIVERSAL VALVE VOLTMETER

Model VM853

- WIDE RANGE OF VOLTAGE MEASUREMENTS
- HIGHEST POSSIBLE INPUT RESISTANCE ON ALL RANGES
- MEASURES FROM D.C. TO U.H.F.

On the lower D.C. ranges, this instrument approaches conditions of an electrostatic voltmeter and on A.C. ranges a measuring diode contained in an external probe, is provided. To minimize the effect of the metal body of the probe, the insulated terminal head can be replaced by a spike. All-range indicator consists of a 5-inch meter fitted with knife-edge pointer and mirror scale. Send for leaflet giving full specification.



	D.C. Ranges	A.C. Ranges
Volt	0-300 mV	0-1V
Ranges	0-1V-0-300V	0-3V-0-100V
Accuracy	±2% of f.s.d.	±2% of f.s.d.
Input	For the first five ranges, 25 megohms	20 megohms up to medium R.F. on all ranges

BRITISH PHYSICAL LABORATORIES

Radlett, HERTS

Tel.: RADLETT 5674-5-6

dmBP31



MULTI-CHANNEL
TUNERS
for
TV or FM
RECEPTION

These instruments created special interest at this year's Radio Show. They have been specially developed for incorporating into new TV receivers, or for converting standard receivers for reception of Bands I, II and III. They utilise a cascade RF amplifier type PCC84, and a new valve PCF80 of the triode pentode type.

Power requirements :
H.T.:—170v. 25mA; Heater:—16.4 at 3 amp;
A.G.C. lines:—5v. maximum.

Provisional price : £6
Please write for full details.

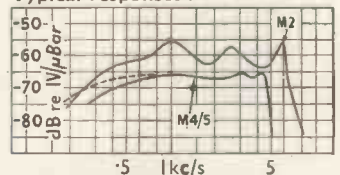
Valradio

VALRADIO LIMITED, NEW CHAPEL RD., HIGH ST.,
FELTHAM, MIDDLESEX. PHONE: FELTHAM 4242.

... but
not
for
small
talk!

Designed originally for use in Hearing Aids, Amplivox miniature e.m. microphones are now doing a full size job in industry and commerce. Possessing a frequency characteristic virtually level from 0.4 to above 4.5 Kc/s, speech quality is excellent. These robust and inexpensive microphone inserts have found wide acceptance for speech recording, mobile VHF, and aircraft communication systems.

Typical responses:—



SPECIFICATIONS

MODEL M.2: 0.4 to 6.5 Kc/s; dia. 0.84" x 0.520" deep. Weight 1/8-oz. Sensitivity -55 dB re 1V dyne/cm². (Std. Z = 5,000 ohms)

MODEL M.4/5: Illustrated: 0.4 to 5 Kc/s; weight 1/8-oz. M5 similar to M4 with polythene membrane for close-speaking applications. (Std. Z = 600 ohms)

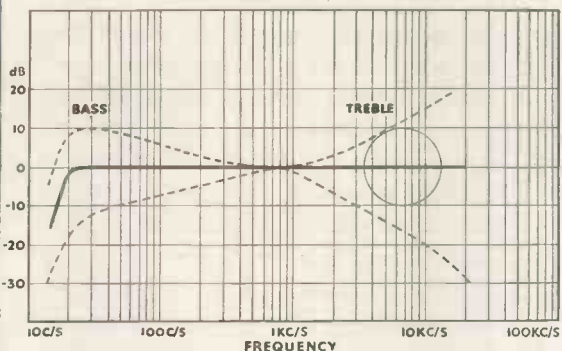
Enquiries invited. Prices on application



AMPLIVOX
LTD.

2, Bentinck Street,
London, W.1. WELbeck 2591

DESIGN FEATURES OF HIGH FIDELITY REPRODUCERS



Frequency response of "H.M.V." Model 3001. Response of the main amplifier is shown by the full line; maximum variations given by the bass and treble controls are shown dotted. The inset shows the cut-off positions of the frequency range selector.

Two alternatives usually confront the designer of high fidelity record reproducing equipment. He can specify separate units for loudspeakers, pre-amplifier, power amplifier and turntable assembly; or he can incorporate all the units in one self-contained cabinet. Both systems have obvious merits, and both have their drawbacks, but when normal domestic conditions have to be taken into account, the latter course is usually the more acceptable, providing the cabinet is kept down to reasonable proportions.

The design of a self-contained reproducer of high fidelity standards raises problems not encountered when the separate unit method is adopted. Since a relatively large acoustic output and freedom from acoustic feedback and noise are basic requirements of high fidelity reproduction the principal problems the designer has to overcome concern the loudspeaker enclosure and the turntable and pick-up assembly. The way in which "His Master's Voice" engineers have overcome these problems is evidenced in the design of the new high fidelity reproducer, Model 3001, and the techniques and principles enumerated in this article have been tried and proven by the results achieved by that equipment.

Model 3001 uses two special $13\frac{1}{2}$ " elliptical cone units, each covering its natural frequency range and mounted at an angle of 5° - 7° . Consequently a greatly improved propagation of the high frequencies has been achieved.

Both these units have a high flux density and both are fitted with aluminium cone centres for increased output in the upper register. One of them has a specially designed speech coil, which sustains the upper response of the unit well into the normally accepted "high fidelity range", and the other has an improved low resonance cone and coil assembly which provides a clean bass response down to 30 c.p.s. The loudspeaker enclosure provides the maximum volume compatible with a cabinet of reasonable size and is fully lined with sound absorbing material and acoustically curtained to avoid standing waves and reflections. Throughout, the enclosure is constructed of

heavy cored timber to reduce vibrations and resonances to negligible proportions.

The net result of these features is a loudspeaker system having a good damping factor, wide angled distribution of the higher frequencies, a frequency range of 30-18,000 c.p.s. and a good mean spherical response.

Of necessity, the turntable and pick-up are mounted in close proximity to the loudspeakers. The dangers of sound coupling and mechanical coupling will be apparent. In Model 3001 the turntable and pick-up are mounted in a separate compartment that is completely insulated from the loudspeaker enclosure. This is achieved by mounting the entire assembly on a two stage mechanical filter, which comprises a special metal framework, spring mounted and mechanically loaded to bring its natural resonance down to the order of 10 c.p.s. or lower. In this way, both sound coupling and mechanical coupling are virtually eliminated.

Having dealt with some of the special problems of a self-contained reproducer, the general problems of high fidelity reproduction still remain. The requirements and features mentioned here are again all realised in Model 3001. Taking the amplifier system first: the main

amplifier must be capable of a large output with no more distortion than 0.1% total, and the frequency response should be flat from 20 to at least 20,000 c.p.s. if realism and good transient response are to be attained. This standard of performance is best achieved by using a balanced drive and push-pull output arrangement, preferably with triode or triode-connected valves, and a large multi-sectioned output transformer having high primary inductance and very low leakage reactance. A generous measure of negative feedback is of course essential.

The pre-amplifier, which will normally incorporate the tone controls, should be characterised by high sensitivity, low noise and hum, and negligible distortion. Special low noise valves are desirable, and so is a balanced input to reduce the effect of stray magnetic fields. Tone controls must be flexible and simple to operate. There should be separate bass and treble controls giving maximum variations of about 30db at 50 and 10,000 c.p.s. respectively. An additional and extremely useful refinement is a frequency range selector comprising bridged "T" filters with cut-off frequencies at considered points, thus allowing optimum results to be obtained from all records whatever their age or condition (see graph).

The motor unit must be free from rumble and wow and be capable of providing an absolutely constant speed. Fine speed adjustment is best achieved by an eddy-current device. Needless to say, the motor unit must be resiliently mounted.


The pick-up should be an electro-magnetic component of good basic design, the chief requirements being low playing weight, wide frequency response with resonances well controlled and outside the audio range, and preferably, an efficient hum-bucking arrangement. The stylus should be diamond for L.P. reproduction; sapphire is suitable for 78 r.p.m. records.

A high fidelity equipment whose design takes into account all the features and requirements outlined here will be capable of extracting full value from modern recordings.

"HIS MASTER'S VOICE"

THE GRAMOPHONE COMPANY LIMITED · HAYES · MIDDLESEX






Your Mains Selection!

The current problem is: how to adjust radio and television sets to the prevailing mains supply? Our McMurdo 4-way voltage selector panel (type BVS4) makes short work of conversion. A *safe*, reliable adjustor insulated in bakelite, it features a common connection which can be shorted to *four separate pairs of connections* — very useful when there's a dual adjustment. For test equipment a finer adjustment can be obtained by our *6-way selector panel* available in nylon loaded bakelite.

THE · McMURDO · INSTRUMENT · CO · LTD

Victoria Works, ASHTEAD, Surrey
Telephone: ASHTEAD, 3401



FREQUENCY METERS

2½-8" up to 10,000 cycles

ACTIVE CURRENT METERS

($I \times \cos \phi$)

A full range of switchboard and portable instruments, including four types of Millrange Meters.

**THE ELECTRICAL INSTRUMENT
CO. (HILLINGTON), LTD.**

Boswell Square Industrial Estate, Hillington,
Glasgow, S.W.2. Halfway 1166 and 2194

STL

TRANSFORMERS

for **POWER SUPPLIES**
and **AUDIO FREQUENCY**

Chokes for A.C. and D.C.

Suitable for use in all electrical and electronic equipment, to Ministry, B.S.S. or commercial standards. Tropical or standard finish.



Enquiries from manufacturers and the trade only.
Quotations sent upon receipt of specifications or drawing.

STEWART TRANSFORMERS Ltd.
75 KILBURN LANE, LONDON, W.10

Tel.: LADbroke 2296/7.

A recommended crossover system
GOODMANS
by



4.50 mH chokes will be available shortly.

... means a choice of

★ 20-Watt System

Bass Unit. Audiom 70 (Bass) £13 15 0
 Treble Unit. Axiom 102 £9 18 2 (incl. Tax)

Both these units are equipped with extremely powerful magnet systems; providing 17,500 gauss and 16,000 gauss respectively. Frequency coverage 25-15,000 c/s.

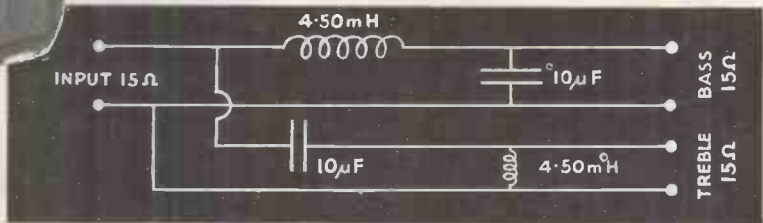
★ 15-Watt System

Bass Unit. Audiom 60 (Bass) £8 12 6
 Treble Unit. Axiom 101 £6 12 1 (incl. Tax)

Similar diaphragms to the 20-Watt system are employed; high flux magnet systems produce 14,000 gauss and 13,500 gauss respectively. Frequency coverage 25-15,000 c/s.

The Audiom 60 and 70 can be supplied with a fundamental resonance of 75 c/s, 55 c/s, or 35 c/s. For both systems it is recommended that the 35 c/s resonance be used.

The frequency of crossover between the two units may lie between 400 c/s and 1,000 c/s. A very satisfactory arrangement for 750 c/s is shown:—



There are many paths by which realism of sound reproduction can be

approached. Where the loudspeaker is concerned, the number of possibilities is very great and conflicting claims for various systems only add to the confusion.

However, it is now generally accepted that it is preferable to employ separate radiating sources for the various registers comprising the audio spectrum. The primary reason for the preference of a multiple system of this type is that extremely low distortion can be obtained, combined with a very wide frequency coverage. Since each of the sound sources is a specialist in its own part of the range, the combination can give a performance which is unattainable with a single source.

Any number of sources may be employed, but in the interests of simplicity and economy the number is usually restricted to two or three at the most.

In a "Twin" system, both radiators may be incorporated in a single unit (as in the well-known Goodman's Axiom 150 Mk. II and Axiom 22 Mk. II), or they may comprise two separate units.

An example of the twin unit system was recently demonstrated to the public at the 1954 Radio Exhibition at Earls Court. It received such praise that we are making public the full details of the system.

The Bass Unit should be mounted in an enclosure which will ensure adequate loading down to the lower end of the range and we shall be pleased to forward details of a specially designed cabinet, on application.


The Treble Unit should be mounted on a small open baffle, which need not be more than two feet square. Bass and Treble Units should be positioned as close together as possible.



GOODMANS

GOODMANS INDUSTRIES LTD., AXIOM WORKS, WEMBLEY, MIDDX. WEMBLEY 1200

AM



S6BS

9 Band (6 Electrical band spread) with R.F., F.C., 2.I.F., Delayed Amplified A.V.C., Variable Selectivity, SKC, 7KC, 10KC. Fly Wheel Tuning, Tropicalised. £44. Tax paid.

- S6E Similar in specification to S6BS but only 4 wave bands. 12.5 m.—37 m., 35 m.—100 m., 90 m.—250 m., 190 m.—550 m. £30. Tax paid.
- S6 As S6E but 3 wave bands, 16 m.—50 m., 195 m.—550 m., 800 m.—2,000 m. £30. Tax paid.
- S5E 4 wave bands, 12.5 m.—550 m. R.F. pre-amplifier, variable selectivity I.F., Delayed Amplified A.V.C. £21/6/8. Tax paid.
- S5 As S5E but 3 wave bands, 16 m.—2,000 m. £21/6/8. Tax paid.
- S4 Standard High Quality Feeder Unit. Specification as S5 but without R.F. amplifier. £16. Tax paid.

TUNERS

WE SPECIALISE IN
HIGH QUALITY
TUNERS FOR USE
WITH ANY OF THE
WELL-KNOWN
AMPLIFIERS

FM



FM81

For use on the new V.H.F. Frequency Modulation Broadcasts. Will provide amazing degree of realism with complete absence of background noise. £21. Tax paid.


- ★ THE NEW FM82. Self Powered 200/250v. Three V.H.F. Stations on a switch. Separate trimmer for each position. Range of each position 87mcs—100mcs. Output 2 volts approx.

C. T. CHAPMAN (Reproducers) LTD.
RILEY WORKS, RILEY STREET, CHELSEA, S.W.10. FLAxman 4577/8.
Export Enquiries Invited

For your
Own
Styled
Cabinet!

'TELEMAX' CHASSIS

PROJECTION TELEVISION
(4ft. x 3ft. PICTURE)



- ★ 23-valve Superhet circuit
- ★ Sensitivity better than 50 microvolts.
- ★ Full bandwidth.
- ★ 5-channel facility.
- ★ Complete with valves, c.r.t. and optical unit.
- ★ Ready for fitting.
- ★ Chassis size approx. 19"x17" x 15".

A.C. only
★ Detailed Specification
From the Manufacturer.

TELEMECHANICS LTD.
3 NEWMAN YARD, NEWMAN ST., LONDON, W.1
LANgham 7965

INSIST ON HIFI plus

for Precision
Instruments



- PA 25W GIVING 25 WATTS OUTPUT
- PA 75W GIVING 75 WATTS OUTPUT
- + 2 Microphone Faders
- + 2 Gramophone Faders
- + Bass and Treble Controls
- + High output and low distortion factor
- + Standard Low and High Output Impedances

Look for the Registered Trade Mark.

HiFi Ltd. DERRY ST., BRIERLEY HILL,
STAFFS. Telephone: Briertley Hill 7604

FIRST AGAIN

V.H.F. Motorcycle Set type 88

- ★ *Selective calling*
- ★ *Low battery drain*
- ★ *Light*
- ★ *Robust*
- ★ *Weatherproof*

B.C.C. Sets the Standard



BRITISH COMMUNICATIONS CORPORATION LIMITED

Second Way, Exhibition Grounds, Wembley, Middlesex. Telephone: Wembley 1212

ACCLAIMED... BRITAIN'S FINEST AUDIO REPRODUCER




Type T.P.I. £96 as illustrated. Finished walnut or light oak. Ex works.

- ★ Built as a musical instrument, sounds like a musical instrument.
- ★ Entirely new development in electrical-mechanical-acoustical system.
- ★ The most efficient reproducer of audio frequencies in the world with a single drive unit/compound horn housing.
- ★ Indispensable for studio monitoring, or where definition and quality of reproduction is required.

LOWTHER F.M. TUNER

Tunable over V.H.F. Band II. Quality reception guaranteed from Wrotham and other sites when ready.



Price £22
Plus purchase tax £7.6.4

COME with LOWTHER'S -towards perfection-

THE LOWTHER MANUFACTURING COMPANY, LOWTHER HOUSE, ST. MARKS RD., BROMLEY, KENT, ENGLAND
Tel.: RAVENsbourne 5225



The Manning-Carr Miniature Polarised Relay

DATA—A Sensitivity of 25 milli-watts and capable of handling mains voltage on the contacts with alternating currents up to 0.25 amps. Being polarised it has the advantage that the Armature contact can be biased to lock in either direction by suitable adjustment of the contact screws which provides a useful facility where pulse operation is required. Speed of operation is also high and the Relay will follow A.C. frequency of 50 c.p.s. Resistance up to 8,000 ohms, which is acceptable for Anode circuits. Alternatives to specification if required. *Sole Concessionaires.*

POST OFFICE TYPES 3,000 AND 600 RELAYS

to specification. Tropicalising, impregnating and Services jungle finish if required. Delivery 3-4 weeks.

Manufacturers to H.M. Govt. Depts. and leading contractors

L. E. SIMMONDS LTD.
5, BYRON ROAD, HARROW, MIDD.

Te 670n Harrow -24- 0315.

Have you seen these EDDYSTONE PUBLICATIONS?

EDDYSTONE CATALOGUE

The current illustrated Eddystone Catalogue provides comprehensive information on a wide range of radio components and accessories. A number of new items are included and generally the Catalogue is full of interest. Eddystone products are renowned for high quality and by choosing them you ensure PEAK performance and complete reliability. The Catalogue costs 1/- (plus 2½d. postage).

145 Mc/s GUIDE

This booklet gives details of a three valve converter using easily obtainable valves and capable of an excellent performance. It is intended for use with a receiver (of any type) which can be tuned to 10 Mc/s. The companion transmitter is of efficient design, and operates conveniently from a single external 300 volt H.T. supply. Text, drawings and photographs are clear and make construction easy to follow. Price 1/6 (plus 2½d. postage).

"MAKING THE MOST OF YOUR RECEIVER"

This interesting booklet assists the shortwave enthusiast and considerably improved reception can be secured by following the advice and suggestions given. Useful information is provided on aerials for shortwaves, for general purpose and for shipboard use. Other sections deal with earths, electrical interference and kindred subjects. Price 1/- (plus 2½d. postage).

AVAILABLE FROM YOUR
EDDYSTONE DEALER OR BY POST FROM
STRATTON & CO. LTD. WEST HEATH, BIRMINGHAM.31.



*The **LIGHTEST** and **smallest** re-chargeable accumulator*

Full details of this amazing accumulator will be sent **FREE**. Ask for Brochure A/WW.




VENNER ACCUMULATORS LTD.

KINGSTON BY-PASS NEW MALDEN SURREY Tel. MALden 2442

Associated Companies · VENNER LIMITED · VENNER ELECTRONICS LIMITED

SOMERFORD TRANSFORMERS AND CHOKES

A range of 360 standard types available for "off the shelf" delivery in several different mounting styles including both open and hermetically sealed "C" cores.



Fully descriptive Catalogue upon request


GARDNERS RADIO Ltd



SOMERFORD CHRISTCHURCH HANTS Tel: 1024/5


MUREX SINCOMAX MAGNETS

are used in this PULLIN
POWER LEVEL INDICATOR



Photograph of the 3 1/2" Rectangular VU meter by courtesy of Measuring Instruments (Pullin) Ltd.

Another typical example of the use of Murex 'Sincomax' Magnets where the need is for high flux density and magnetic stability. In this application as in many others Murex Sintered Magnets continue to give accurate and reliable service.



MUREX LIMITED (POWDER METALLURGY DIVISION)
RAINHAM • ESSEX • TELEPHONE: RAINHAM, ESSEX 3322
London Sales Office: CENTRAL HOUSE, UPPER WOBURN PLACE, W.C.1. EUSton 8265

TV TRANSFORMER TROUBLES?

With Direct TV Replacements you need never be at a loss for a TV Transformer. Order direct from us. We despatch by return. When out of stock we rewind faulty components. (Time Base Transformer 48 hours—Mains Types 10 days.)

To facilitate speedy handling of your order, terms of business are C.W.O., C.O.D. or Pro Forma. Please add postage and packing (1/6d. up to 10/-, 2/- up to £1, 2/6d. up to £2).

★ Introducing . . . The UNISCAN I

The first of a series of universal line output transformers. A complete set of these transformers will cover 80% of British TV sets manufactured to date.

- 1 Universal fixing. No drilling of chassis.
- 2 Height of can allows clearance in all models.
- 3 Uniscan I has been tested in all models mentioned below for full scan, good linearity, and method of fixing.



39/- Retail

MODELS COVERED BY UNISCAN include

Alba T411, T421, Ambassador TV1, Beethoven TV50, TV50M, Peto Scott TV92, TV122, Masteradio T409, T412, Ekco TS46, TSC90, Vidor CN370, CN377, Ferguson 841T, 841T/12, 842T, 843T, Regentone TR20L, TR20B. Philco 1797, 1708.

DIRECT TV REPLACEMENTS RESEARCH & DESIGNS

Our Engineers are constantly carrying out research on universal designs of TV Transformers, improvements, and new production methods. This Department is at the service of Manufacturers, Rental and Maintenance concerns, etc.

direct TV REPLACEMENTS

134-136 LEWISHAM WAY · NEW CROSS · S.E.14
Tel: Dewey 3696-233J

M. R. SUPPLIES Ltd.

(Established 1935)

Trustworthy offers of brand new material. Our selective buying is your guarantee of satisfaction. All prices net.

ROTARY CONVERTERS, input 12v. D.C., output 230 v. A.C. 50 cycles, 100 watts. Brand new machines in special moisture proof pack—the perfect unit for locations where standard mains voltage is required from L.T. input. A few at £4/10/- (des. 6/-).

HIGH DUTY VOLTAGE CHANGING TRANSFORMERS, 230/115v. (and vice versa). Double wound. Leading 3 KVA (continuous). In steel housing, 17 in. x 12 in. x 15 in., weight approx. 80 lbs. Very few. £9/10/- (des. 7/6).

ADJUSTABLE COUNTERPOISE LAMPS (by well-known makers). Extended arm length 2ft., with two friction joints and spring counterpoise, to hold at any angle. Wired and fitted SBC holder and tilting shade. Lightweight and very handy in drawing office, machine shop, laboratory, etc. Under half usual price, 35/- (des. 2/6).

STRIP HEATERS, black heat, 230 volts, 230 watts. 13in. long by 1 1/2in. wide. Suitable for small space heating, processing, drying cupboards, frost protection etc. 4/6 each (des. 1/-) or 12 for 48/- (des. 2/6). Also LOW VOLTAGE HEATER PADS, 24 volts 75 watts, 4in. x 2 1/2in., with terminal block, 2/6 (des. 6d.), or 29/6 dozen.

AIR THERMOSTATS (Brand new product of first-class manufacturer). Range 35/75 deg. F. (differential only 2 deg.). Capacity 15 amps. A.C. In neat housing 4in. x 2in. x 2in. and unobtable value at 25/- (des. 3d.).

SYNCHRONOUS TIME SWITCHES (Sangamo). 200/230 v., 50 c. Up to 3 on-off operations each 24 hours, capacity 20 amps. Fitted day-omitting device (use optional). Size 4in. dia. by 3 1/2in. deep. Easily installed and utterly reliable. £5/8 6 (des. 2/-).

SYNCHRONOUS ELECTRIC CLOCK MOVEMENTS. 200/230 v. 50 c. With spindles for hours, minutes, and seconds hands, in plastic dust cover 3 1/2in. dia., by 2in. deep, with flex, ready for use, 2/7 6 (des. 1/-). Set of three hands, in good style, for 5/7in. dial, 2/-.

MAINS VOLTMETERS (E.A.C.). Proj. switchboard type with 4in. dial, scaled 0/300 volts calibrated at 50 c. Fine accurate instruments, 4/7 6 (des. 2/-).

LOXDEX RELAYS (type LF). 230 v. A.C. coil, with 3-pole 6 amp. "make" switching, silent in operation, 32/6 (des. 9d.).

PORTABLE VOLTAGE CHANGING TRANSFORMERS, 100/110 v. to 200/220/240 v. (and vice versa), cont. rated up to 1,000 watts. In portable steel case 5in. x 6in. x 6in. with carrying handle. The ideal unit for cine projectors. Brand new, at keenest "factory" price, £8/10/- (des. 5/-).

PHILIPS VARIABLE TRANSFORMERS (All the new models from stock). Input nominal 230 v. Output continuously variable 0/260 v. Examples:—260 v. (panel mount), £7/5/- (bench) £7/12/6 (des. either 2/6). 520 v., panel or bench, £8/15/- (des. 2/6). 1040 v., panel, £12/17/6 (des. 5/-). And other ratings. Considerable expense is saved by using these fine units.

CAPACITOR/INDUCTION GEARED MOTORS. 220/240 v. 50 c. 1 ph. Highly efficient cont. rated, with motor shaft (1,440 r.p.m.) and right-angle final shaft (300 r.p.m.). Brand new units as supplied by us to many large industrial concerns. With capacitor, £4/10/- (des. 2/6). We claim to have the largest selection of F.H.F. Geared Motors in London and welcome enquiries.

MICROAMMETERS (first-class makers). 0/50 Microamps, 1st gde m/coil in production housing, 3 1/2in. dia. by 5in. prof., 52/6 (des. 1/6).

We are stockists of Stuart Turner Electric Pumps, B.P.L. Measuring Instruments—details on request.

M. R. SUPPLIES, Ltd., 68 New Oxford St., London, W.C.1.

Telephone: MUSEum 2958

STRICTLY EXPORT ONLY



Leading Exporters of all types of Radio Receiving and Transmitting Tubes. Current Production and Ex-Government Surplus Special Purpose Tubes. Over 1000 types in large quantities, available Ex-stock, Contractors to British Commonwealth and Foreign Governments for Army, Navy and Air-Forces, Post Offices, Civil Air Lines, etc. Ask for Export List.

SOME OF THE TYPES CARRIED IN STOCK


1AC3	3C23	6B5	6N7GT	7E7	18A5	7	808	4020A	CMG28	DK92	EL91
1A3	3C24	6B6G	6P7G	7N7	17Z3	78	809	4021A	CMV6	DL63	EY51
1A5GT	3C45	6E7	6Q7G	7Q7	18	80	810	4038A	CMV28	EZ40	
1A7G	3C21	6B8	6Q7GT	7R7	19A5	80/5	811	4045A	CV3	DL82	FG17
1A7GT	3D6/1297	6B8G	6R7	7S7	19E2	81	813	4046A	CV6	DL92	FG27A
1E23	3D1	6B9GT	6R7G	7W7	19X3	82	814	4060A	CV24	DL63	FG87
1E27	3F77	6B8A	6R7GT	7Y4	19Y3	83	815	4205E	CV43	DL94	FX215
1C5G	3L1	6B8E	6S7	7Z4	21A8	83V	816	4212E	CV52	DRM1B	G650
1C5GT	3Q4	6B6GG	6SA7	8D2	23D	84	828	4280A	CV57	DRM2B	GDT4B
1D5	3Q5G	6B6G	6SA7GT	8D5	24G	85J	828	4313C	CV58	DRM3B	GEX00
1D6	3Q5GT	6R16	6S5	8D6	25A6/G	89 (E)	829A	4328D	CV64	E4445	GEX34
1D8/GT	3S4	6B67	6S7GT	8D6	25A6GT	100TH	829B	4378	CV67	E1148	GEX35
1E7G	2V1	6B7	6S7GT	9EP7	28L6	117N7GT	830B	4690	CV72	E1155	GEX44/1
1E7GT	4C27	6B7W	6SF5	10	25L6GT	117N7GT	832	5763	CV75	E1190	GEX45/1
1F5G	4C29	6B7W	6SF7	10Y	25SN7GT	117Z6GT	832A	7193	CV83	E1191	GEX54
1G4GT	4D1	6B7X	6SG7	10D1	25V5	210HL	833/833A	7475	CV85	E1192	GEX54/3
1G5G	4J53	6C4	6SB7	11D3	25Z4G	210HPG	836	8011	CV83	E1231	GEX54/4
1G6/GT	4T8A	6C5	6SB7GT	11D5	25Z5	212PPT	837	8012A	CV92	E1245	GEX54/5
1H5GT	4T7B	6C5G	6S7GT	12A6	25Z6G	210VPT	838	8013A	CV100	E1254	GEX55/1
1H6G	5A1	6C8GT	6S7GT	12A6GT	25Z6GT	212E	841	8016	CV101/P	E1265	GEX64
1L4	5A/102D	6C8	6S7Y	12A8GT	27	215P	843	8019	CV118	E1266	GEX66
1L4A	5B4G	6C21	6SK7	12A87GT	28D7	215BG	850	8020	CV119	E1271	GEX99
1L4B	5B/502A	6C0D6G	6SK7GT	12A8H	30	217C	860	9001	CV125	E1273	GL466A
1L6G	5B1	6C8G	6SL7GT	12A8J	30	220B	861	9002	CV172	E1320	GL451
1L6S	5C21	6D6	6SN7GT	12A7	33	220P	863	9003	CV174	E1323	GL10
1L8A	5C27	6D7	6S97	12A7G	33A/100A	220RC	864	9004	CV179	E1359	G120
1L8S	5C/450A	6E5	6S97GT	12A7	35A5	220TH	865	9006	CV192	E1368	G121
1N6G	5D21	6E8	6S57	12A7	35L2	231D	866A	AC4/PEN	CV415	E1379	G150
1N6GT	5F77	6F5	6S7	12A6	35T	230TH	866B	ACT6	CV980	E1468	H63
1F5GT	5G1	6F5G	6S7GT	12B6	35TG	282A/B	869B	ACT7	CV988	E1474	HD14
1Q5GT	5J14	6F5GT	6S7GT	12B67	35W4	279A	872A	ACT17	CV988	E1481	HF30
1R4	5L35	6F6	6S7	12C8	35Z3	282A	874	APP4B	CV1481	E1481	HL2
1R5	5L1	6F6G	6S7GT	12C8GT	35Z4GT	304TH, TL	875A	APP4C	CV1583	E1484	HL2K
1S4	5R4G	6F6GT	6S7GT	12D1	35Z5GT	307A	876	APP4G	CV1588	E1484	HL4
1S5	5T4	6F7	6S7GT	12E6	36	310A	878A	AR12	CV1596	E1484	HL4
1T4	5V4G	6F7E	6S7GT	12E6G	37	310B	884	AR13	CV6008	E1484	HL4
1U5	5V4G	6K8E	6S7GT	12F7	38	311A	905A	AR300A	CV31	EB34	HL4
1V	5X4G	6F8GT	6S7GT	12K7GT	39/44	313C	923	AR4101	CV32	EB34	HL4
2A3	5Y3G	6G6G	6S7GT	12K8	40	323A	931A	AR3	D1	EB34	HL4
2A4G	5Y3GT	6G6G	6S7GT	12K8	41	327A	954	AR4	D15	EB34	HL4
2A5	5Y4G	6H8	6K5G	12Q7GT	41MP	328A/4328A	956	AR5	D41	EB34	HL4
2A6	5Z3	6H8G	6K5GT	12S7	41MPT	337A	955	AR13	D42	ECC81	KR6/3
2A7	5Z4	6H8GT	6Y8G	12S7GT	41MLT	354V	957	AR58	D43	ECC82	KR2
2B7	5Z4G	6J5	6Y7G	12S7	41MLXP	357A	958A	AT4	D63	ECC82	K72
2C8	5Z4GT	6J5G	6Z5	12S7GT	41STH	368A	959	AT15	D77	ECC81	K78
2C26A	6A3	6J5GT	7A2	12S7	41STH	368A	961	AT40	DA30	ECC82	K78
2C34	6A6	6L7	7A4	12S7	42ST	388A	1289A	ATP4	DA80	ECC35	K730
2C40	6A7	6J7	7A5	12S7GT	43	394A	1616	AT570	DA90	ECC42	K731
2C43	6A8G	6J7G	7A6	12S7	45	450TL	1619	AU5	DA100	ECC80	K732
2D21	6A8GT	6J7GT	7A7	12S7GT	46	703A	1622	AU7	DAF91	EF22	K733C
2E22	6A87	6J8G	7B6	12S7GT	46	705A	1624	AZ1	DD25	EF36	K74
2J21A	6A8B	6K8G	7B7	12S7GT	50C5	707A/B	1625	AZ51	DD75	EF37	K761
2J34	6A7	6K8G	7B7E	12S7	50CD6G	708A	1628	AZ41	DE79	EF37A	K766
2J36	6A7G	6K7	7B7	12S7GT	50LEGT	709A	1629	B21	DE12	EF38	K771
2J39	6A6G	6K7G	7C4	12S7	50Y8GT	713A	1635	B30	DE18	EF41	K7W81
2A48	6A67	6K7GT	7C5	12U5G	53A	714AY	1642	BL63	DE19	EF50	K7W82
2J54	6A77	6K8	7C6	12X3	53KU	715A	1648	BT45	DE25	EF54	K7W83
2F54B	6A83	6K8G	7C7	12Y4	54	723A/B	1615	CS8	DE25	EF90	K7Z41
2X2/579	6A8E	6K8GT	7D7	14B8	57	724A	1851	C1C	DF91	EF91	K7Z83
2X2A	6A15	6L6G	7D7	14E7	58	725A	1960	C9A	DF92	EF92	K7Z73
3A4	6A15	6L6	7D8	14E7	59	726A	2050	CAG25	DB63	EF93	L2
3A1	6A16	6L6G	7D9	14E7	61P	800	2051	CAV25	DB76	EF94	L30
3B7/1291	6A15	6L6GA	7E5	14E7	71A	801	2151	CK1005	DB77	EF95	L63
3B4	6A16	6L7	7E6	14E7	72	801A	3951	CL33	DB81	EL22	L77
3B96	6A16	6L7G	7E7	15D2	78	803	4003A	CMG6	DH101	EL32	L610
3B/151A	6A16	6N7	7E7	15E	75	805	4019A	CMG22	DH107	EL33	LD211
3B1	6B4G	6N7G	7G7	15E	78	807	4019B	CMG25	DK91	EL41	LD410

HALL ELECTRIC LTD

HALTRON HOUSE, 49-55 LISSON GROVE, LONDON N.W.1.

Tel.: Ambassador 1041 (5 lines) Cables: Halletric, London





TYPE LE 48A

One great advantage of this instrument is the illuminated 8 in. mirror scale which gives easy reading in the laboratory. An additional decibel scale is provided which gives an overall range of -90 to $+32$ db with a reference level of 1 mW into 600 ohms.

(Two other models available, LE 45A and LE 45B)

MODEL LE 48A

300 MICROVOLTS

FULL SCALE

A NEW EIGHT INCH SCALE MILLIVOLTMETER

embodying the following features:-

- ★ 30 μ V to 300 mV in seven ranges.
- ★ Built-in Switched Multiplier extends range to 30 V.
- ★ Ranges in 10 db steps.
- ★ 8" Illuminated Mirror Scale.
- ★ No Zero Drift.
- ★ Frequency Range: 20 cycles to 50 kilocycles. Accuracy above 100 μ V \pm 3% rising to \pm 5% at 100 kilocycles.
- ★ Internal noise and hum less than 20 μ V.
- ★ Balanced input models available.

The circuit comprises an input cathode follower, followed by a three-valve amplifier with negative feed-back. The H.T. supply is electronically stabilised and the instrument is substantially independent of changes in the supply voltage.

HATFIELD INSTRUMENTS LTD. 175, UXBRIDGE ROAD, HANWELL, LONDON, W.7

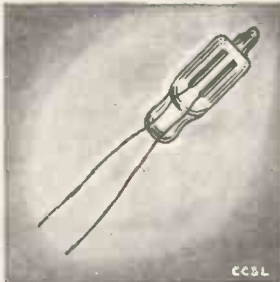
Telephone: EALing 0779, 9857

HIVAC
INDICATOR
LAMPS

*Neon indicator lamps
for electrical equipment*



E7L



CCSL



CC10L

(illustrations are actual size)

For all A.C. or D.C. mains voltages - long life - negligible power consumption - extreme reliability
MAY WE SEND YOU A DETAILED FOLDER?

Hivac Limited

STONEFIELD WAY, VICTORIA ROAD, RUISLIP, MIDDLESEX
Telephone: Ruislip 3366

MANUFACTURERS OF

**AUTOMATIC,
AND HAND
COIL WINDING
MACHINES**

YOUR ENQUIRIES ARE INVITED

ETA TOOL CO

(LEICESTER) LTD

29A WELFORD ROAD, LEICESTER

Phone 5386

THE **Pamphonic** ⁰⁰ **1002** ⁰⁰
AMPLIFIER

You've heard
HIGH FIDELITY . . .

Here's
**ABSOLUTE
FIDELITY!**

★ Music reproduced with *all* the instruments of the orchestra in natural balance and perspective.

FREQUENCY RESPONSE
1 c/s to over 100,000 c/s.

Pamphonic
FOR SOUND
-naturally

CAPABLE
OF
25
WATTS
CONTINUOUS
OUTPUT




- Sensitivity: 0.35 volts for 15 watts
- Distortion: Negligible (less than 0.5% 15 w.)
- Frequency response: 1 c/s to over 100,000 c/s.
- Noise: -90 dB.
- Damping: Infinity.
- Output: Multi-ratio 3-75, 6-6, 15 and 80 ohms.

PAMPHONIC REPRODUCERS LTD.
17 Stratton Street, London, W.1. Tel.: Grosvenor 1926/7

PRICE 40 GNS. including PRE AMPLIFIER '1002A'
Controls—Volume, Bass, Treble, Treble Filter, Selector (for all recordings).

MAXI-Q
REGD.

WE PROUDLY PRESENT OUR LATEST HIGH STANDARD LOW PRICED INSTRUMENT WHICH WE KNOW WILL BECOME A PRIZED AND INDISPENSABLE POSSESSION IN EVERY CONSTRUCTOR'S SHACK



**MODULATED TEST
OSCILLATOR MTO.1**

- ★ Provides a modulated signal suitable for I.F. alignment also trimming and tracking R.F. circuits.
- ★ Frequency is continuously variable from 170-475 kc/s and 550-1600 kc/s.
- ★ Operates from a single 9-volt grid bias battery which is housed within the unit.

PRICE £3.15.0

Send 1/- in stamps for general catalogue. Obtainable from all reputable stockists, or in case of difficulty direct from works.

STOP PRESS:

Brimar Crystal Coil, 7/6. Brimar Germanium Diode GD5 7/6. 'Mullard' "Five-Ten" high quality amplifier chassis, 12/6. Practical Wireless "Coronet Four" chassis, 14/-. Technical Bulletins giving full details of our various components—DTB.1, Maxi-Q coils, 1/6; DTB.2 coil turrets, 1/6; DTB.4 miniature dual purpose coils, 1/6; DTB.6 home constructors' car radio, 2/6; DTB.8 F.M. feeder unit, 1/6; DTB.9 coil packs, 1/6.

DENCO (CLACTON) LIMITED, 357/9 OLD ROAD, CLACTON-ON-SEA

PREMIER RADIO CO.

B. H. MORISS & CO. (RADIO) LTD. EST. 40 YRS.

(Dept. W.W.) 207 EDGWARE RD., LONDON, W.2. Tel.: AMBassador 4033 & PADddington 3271

MAY BE
BUILT FOR
£30.0.0
Including all valves
(plus cost of CRT)



THE COMPLETE TELEVISOR IS SAFE TO HANDLE, BEING COMPLETELY ISOLATED FROM THE MAINS BY A DOUBLE WOUND MAINS TRANSFORMER. ALL PRESET CONTROLS CAN BE ADJUSTED FROM THE FRONT, MAKING SETTING UP VERY SIMPLE.



The NEW PREMIER TELEVISOR

SUITABLE FOR USE WITH THE ENGLISH ELECTRIC CATHODE RAY TUBE T901 OR ANY POPULAR WIDE ANGLE TUBE

Brief Technical Details are as follows:

20 valves (plus tube) Superhet Receiver, tunable from 40-68 Mc/s without coil or core changing. Wide Angle scanning Flyback EHT giving 14 kV, Duomag Focalsiser, permanent magnet focussing with simple picture centring adjustments, suitable for any wide angle Tube, may also be used with a 12in. Tube with very minor modifications.

VISION CIRCUIT. Common RF Amplifier, single valve frequency changer, two IF stages, Video Detector and Noise Limiter followed by special type of Video Output Valve. ALL COILS PRE-TUNED ASSURING ACCURATE ALIGNMENT AND EXCELLENT BANDWIDTH.

SOUND CIRCUIT. Coupling from anode of frequency changer, two IF stages, Double Diode Triode detector and first LF Amplifier, Diode Noise Limiter and Beam type Output Valve, feeding a 10in. Speaker. ALL COILS PRE-TUNED.

TIME BASES. 2 valve sync. Separator, giving very firm lock and excellent interlace.

LINE TIME BASE. Blocking Oscillator using a pentode driving a high efficiency output stage comprising Ferroxcube Cored Output Transformer with Booster Diode.

FRAME TIME BASE. Blocking Oscillator driving a Beam Output Valve coupled through a Transformer to the high efficiency FERROXCUBE Cored Scanning Coils.

POWER PACK. Double wound Mains Transformer supplying at L.T. and H.T. using two full-wave Rectifiers.

The Televisor may be constructed in 5 easy stages: (1) Vision, (2) Time Base, (3) Sound, (4) Power Pack, (5) Final Assembly. Each stage is fully covered in the Instruction Book, which includes layout, circuit diagrams and point-to-point wiring instructions.

The Instruction Book also includes full details for converting existing Premier Magnetic Televisors for use with modern wide angle tubes. All components are individually priced.

Instruction book 3/6, Post Free.

PREMIER TELEVISOR CONSOLE CABINETS

For 14", 16" and 17" Televisors

A handsome Walnut Cabinet that will be a fitting housing for a first-class Televisor.

Folding doors are fitted to cover the Cathode Ray Tube when not in use. A flap is provided which gives access to the preset controls on the front edge of the Chassis. A baffle board suitable for a 10in. Loudspeaker and all the necessary Tube and Chassis bearers are included. The overall dimensions of the Cabinets are the same: Height 38½in. Width 19in. Depth Top 19in. Depth Bottom 21in.

TUBE ESCUTCHEONS

17in. White Moulded	21/-	(pkg. & post 1/6)
17in. Bronze Moulded, complete with Protective Glass	48/-	(pkg. & post 2/6)
14in. Black Moulded	7/6	(pkg. & post 1/6)
Dark Screen Filter suitable for 14in. Tube	21/-	(pkg. & post 1/6)
Dark Screen Filter suitable for 16in. and 17in. Tubes	25/-	(pkg. & post 1/6)
Polystyrene Mask for E.E.T.901	45/4	(pkg. & post 2/6)
Rubber Ring (anti-Corona) for E.E.T.901	6/8	
Polystyrene Shroud for E.E.T.901	6/2	

PRICE **£13-10-0** PLUS 21/- PKG. & CAR. H.P. TERMS: DEPOSIT £4.10.0 & 12 MONTHLY PAYMENTS OF 16/11

TERMS OF BUSINESS: Cash with order or C.O.D. over £1. Please add 1/- for Post Orders under 10/-, 1/6 under 40/-, unless otherwise stated.

PREMIER RADIO COMPANY

Limited supplies of C.R. TUBES

VCR517C
6½in. picture. This tube is a replacement for the VCR97 and VCR517. Guaranteed full size picture.
Price 35/-, Plus 2/6 pkg., carr., ins

VCR516
9in. blue picture. Heater volts 4 anode 4 kV. In manufacturer's original carton. £3/19/6, plus 5/- pkg., carr., ins.



ALL BRAND NEW

CABINETS—PORTABLE

Model PC/1

Brown Rexine covered
22/6
Overall dimensions 15in. x 13in. x 6in.



Clearance under lid when closed 2½in.
Model PC/2
Grey Lizard Rexine covered..... 45/-
Overall dimensions 15in. x 13in. x 6in.
Clearance under lid when closed 2½in.
Model PC/3
Rexine type covering in various colors..... 69/6
Overall dimensions 16½in. x 14½in. x 10½in.
Clearance under lid when closed 6½in.
All the above Cabinets are supplied with Panel, Carrying Handle and Clips.
Packing and Postage 2/6.

PREMIER MAINS TRANSFORMERS

All primaries are tapped for 200-230-250 v. mains 40-100 cycles. All primaries are screened.

SP178B, 175-0-175, 50 mA., 4 v. @ 1 a., 4 v. @ 2-3 a. 15/-

SP350A, 350-0-350, 100 mA., 5 v. @ 2-3 a., 6.3 v. @ 2-3 a. 21/-

SP501, 500-0-500, 150 mA., 4 v. @ 2-3 a., 4 v. @ 2-3 a., 4 v. @ 2-2 a., 4 v. @ 3-5 a. 37/-

SP501A, 500-0-500, 150 mA., 5 v. @ 2-3 a., 6.3 v. @ 2-3 a., 6.3 v. @ 2-3 a. 40/-

SP425A, 425-0-425, 200 mA., 6.3 v. @ 2-3 a., 6.3 v. @ 3-5 a., 5 v. @ 2-5 a. 52/6

250-0-250, 80 mA., 6.3 v. @ 4 a., 5 v. @ 2 a. 19/6

350-0-350, 80 mA., 6.3 v. @ 4 a., 5 v. @ 2 a. 19/6

200-280-250 output 3 v.-30 v., @ 2 a. 17/6

RECTIFIERS

E.H.T. Pencil Type S.T.C.			
Type K3/25	650 v.	1 mA.	4/7
.. K3/40	3.2 kV.	1 mA.	6/-
.. K3/45	3.6 kV.	1 mA.	8/2
.. K3/50	4 kV.	1 mA.	8/8
.. K8/100	8 kV.	3 mA.	14/8
.. K8/160	12 kV.	1 mA.	21/6
.. K3/180	14.4 kV.	1 mA.	24/6
H.T. Type S.T.C.			
Type RM1	125 v.	60 mA.	4/-
.. RM2	125 v.	100 mA.	4/6
.. RM3	125 v.	125 mA.	5/6
.. RM4	250 v.	250 mA.	18/-
L.T. Type Full Wave			
6 v. 1 amp.			4/-
12 v. 1 amp.			8/-
12 v. 2 amp.			10/9
12 v. 4 amp.			15/-

BATTERY CHARGERS

200-250 v. A.C. Will charge 3 v., 6 v. and 12 v. Car Battery at 1 amp. Housed in strong metal casing. Finished in Green Hammered enamel. Size 6in. long, 3½in. wide, 3½in. high. Guaranteed 12 mths. The above unit is manufactured by PREMIER and does not contain Ex-Govt. components. Plus 2/6 39/6 post and pks.



BATTERY CHARGER KITS

All incorporate metal rectifiers. Transformers are suitable for 200/250 v. A.C. cyclic mains.

Cat. No. 2002 Charge 6 volt accumulator at 1 amp. Resistance, suitable to charge 2 v. Accumulator 19/6

2004 Charges 2, 6 and 13 v. accumulators at 1 amp. 22/6

ALUMINIUM CHASSIS 18 s.w.g.

Substantially made from Bright Aluminium, with four sides:

7 x 5½ x 2½in.	4/-	10 x 9 x 3in.	7/-
7 x 3½ x 2in.	3/8	12 x 10 x 3in.	7/9
9½ x 4 x 2in.	4/3	14 x 10 x 3in.	7/11
10 x 8 x 2½in.	5/8	16 x 10 x 3in.	8/3
12 x 9 x 2½in.	7/-	16 x 8 x 2½in.	8/-
14 x 9 x 2½in.	7/6		

ALUMINIUM PANELS 18 s.w.g.

7 x 6in.	1/3	7 x 4in.	1/-
8½ x 6in.	1/8	9½ x 4in.	1/5
10 x 9in.	2/2	10 x 7in.	1/11
12 x 9in.	2/8	12 x 7in.	2/5
14 x 9in.	3/2	14 x 7in.	2/11
16 x 9in.	3/8	16 x 7in.	3/5
20 x 9in.	4/8	20 x 7in.	4/5
22 x 9in.	5/2	22 x 7in.	4/11

SPECIAL OFFER !!

SAVAGE AUTO-TRANSFORMERS.
INPUTS 110 v., 130 v., 200 v., 230 v., 250 v. Stud switch control. OUTPUTS 110 v. and 230 v. at 1,200 v. nominal, tested 2.4 KVA. 15A. 3 pin sockets and fuses on panel in handsome grey cabinet. Brand new, £7/15/-, De Luxe model by Nevelin, £8/15/-, P. & F. 10/-.

A.C.R.I. C.R. TUBES

5½in. screen. 4 volt Heater. This Electrostatic Tube is recommended as eminently suitable for Television. 15/- plus 2/6 Pkg., carr. and ins. Data sheets supplied.

GRAMOPHONE PRE-AMPLIFIER

Power requirements 200/250 v., 2 mA., and 6.3 v. .3 a., this may be taken off existing radio. All the components to build the above unit, 22/6, plus 1/6 pkg. and postage.

Famous Manufacturer's Surplus of

ANTI-INTERFERENCE AERIALS

offered at a fraction of original cost

The aerial is designed for reception of long, medium and short waves, with any ordinary or communications receiver, having an input impedance greater than 1,000 ohms long/medium waves and 150 ohms short waves. The installation discriminates against locally generated electrical interference, especially on the short wavebands. The equipment enables the installation of an 8.3 Mc/s. statly-tuned dipole which operates as a "T" aerial on medium and long waves. The aerial and receiver transformers are intended to be interconnected with a 70 ohms co-axial cable.

COMPONENT PARTS

Aluminium Aerial Transformer Assembly. Comprising one each: Aluminium transformer, Transformer clip rubber sucker, ½in. x ½in. Brass screw, 4AB x ½in. brass bolt, 4BA nut.
Receiver Transformer. Complete with insulators, clips, etc.; porcelain insulators, 2 each, 60ft. insulated aerial wire, 60ft. screened co-axial down lead.
Installation instruction leaflet included.
LESS CO-AXIAL CABLE & AERIAL WIRE, 15/-, plus 1/6 pkg. and carr.
COMPLETE, 35/-, plus 1/6 pkg. and carr.

QUALITY CRYSTAL PICK-UP

ROTHERMEL TYPE U48 26/-
Plus 1/6 Pkg. and Carr.

The New

"PREMIER PORTABLE"

TAPE RECORDER

USING THE NEW LANE 2 SPEED TAPE UNIT MARK 6

COMPLETE 39 GNS CASH


Packing & Carriage 1 gn.

(Including Reel of Scotch Boy Tape and Microphone)

or Complete Kit including All Parts, Valves, Speaker Cabinet, Tape Unit, Reel of Scotch Boy Tape, Rewind Spool and Microphone at **£37.4.0** plus pkg. & carr. 15/-.

SPECIFICATION

- ★ TWO SPEEDS 7½in. AND 3½in. PER SECOND.
- ★ THREE SPECIALLY DESIGNED RECORDING MOTORS.
- ★ 1,200ft. TAPE REELS PROVIDING PLAYING TIMES OF 1 HR. AND 3 HRS.
- ★ DROP IN TAPE LOADING.
- ★ EASY FORWARD OR REWIND WITHOUT REMOVING TAPE.
- ★ ONE KNOB DECK OPERATION.
- ★ 7 VALVE HIGH QUALITY AMPLIFIER.
- ★ INDEPENDENT TREBLE AND BASS CONTROLS.
- ★ MAGIC EYE RECORD LEVEL INDICATOR.
- ★ AMPLIFIER MAY BE USED FOR RECORD REPRODUCTION OF HIGH QUALITY.
- ★ COMPARTMENT FOR HOUSING MICROPHONE.
- ★ SPECIALLY DESIGNED MICROPHONE BY A LEADING MANUFACTURER.



H.P. TERMS

Deposit £10.4.9 and 12 monthly payments of £2.17.7

SEPARATE UNITS CAN BE SUPPLIED AS LISTED BELOW:—

- Amplifier (built, wired and tested with Speaker). £14/15/-, plus postage and carriage 7/6.
- Hire purchase terms, Deposit £3/13/9 and 12 monthly payments of £1/0/9.
- Amplifier Kit (including Speaker). £11/- plus packing and carriage 5/-.
- Hire purchase terms, Deposit £2/15/- and 12 monthly payments of 15/6.
- New Lane 2-speed Tape Unit Mark 6, £18/10/- plus packing and carriage 7/6.
- Hire purchase terms, Deposit £4/12/6 and 12 monthly payments of £1/6/-.
- Portable Cabinet (rexine covered). £4/19/6, plus postage and carriage 5/-.
- Microphone, £2/19/6, plus postage and carriage 1/-.
- Reel Scotch Boy Tape MC2-111 (1,200ft.), £1/15/-, plus packing and carriage 1/-.
- Instruction Booklet, 2/6. Post free.

PREMIER RADIO COMPANY

WILLIAMSON AMPLIFIER KIT 15 gns.
plus 7/6 p. & p.
H.P. Terms Dep. £5.5.0 & 12 m'thly p'ym'ts of 19/9
This Kit is absolutely complete and all components are guaranteed exactly to author's specification.

WILLIAMSON OUTPUT TRANSFORMER
Author's Specification 3.6 ohms secondaries £4.4.0


MAINS TRANSFORMER SP425A
(Completely Shrouded)
This Transformer has an additional 6.3v. 3A and is capable of supplying an extra 50 mA. for Pre-amp or Feeder unit £2.12.6

WILLIAMSON CHOKES
12H 150 mA. Fully shrouded 19/6
30H 20 mA. Fully shrouded 11/9

METERS		
Full Scale Deflection	External Dimensions in.	Movement
25 A.	2 1/2 round	R.F. Thermo .. 7/8
3.5 A.	2 1/2 x 2 1/2	R.F. Thermo .. 7/8
4 A.	2 1/2 x 2 1/2	R.F. Thermo .. 7/8
20 A.	2 1/2 round	M/C 8/6
40 A.	2 1/2 round	M/C 8/6
0 mA.	3 1/2 round	M/C 7/6
6 mA.	2 1/2 x 2 1/2	M/C 19/9
50 mA.	2 1/2 x 2 1/2	M/C 7/6
20 V.	2 1/2 x 2 1/2	M/C 6/6
40 V.	2 1/2 x 2 1/2	M/C 8/6
1 mA.	2 x 2	M/C 17/6
1 mA.	2 1/2 round	M/C 22/6
1 mA.	2 1/2 round	Desk type M/C 25/-

H.T. ELIMINATOR AND TRICKLE CHARGER KIT
All parts to construct an eliminator to give an output of 120 volts at 29 mA., and 2 volts to charge an accumulator. Uses metal rectifier, 37/6.

GARRARD GRAMOPHONE UNITS
£4.19.6 plus 5/- p.c.




Induction motor 100-250 volt, 50 cycles A.C. only. 78 r.p.m. The GARRARD Induction motor is totally enclosed. Entirely free from radio frequency disturbance, magnetic hum and electrostatic variable speed. With 12in. Turntable. BRAND NEW!

CORRECT ASPECT WHITE Rubber Mask—Round or Flat
6in. 3/8 15in. 22/6
12in. 12/11

T.V. PRE-AMPLIFIER
Amplifier Unit Type 208A using 2-V E91 valves suitable for operation on London frequency. Brand 19/6 New. Plus 1/6 pkg. and carr.


Build these NEW PREMIER DESIGNS

3-BAND SUPERHET RECEIVER



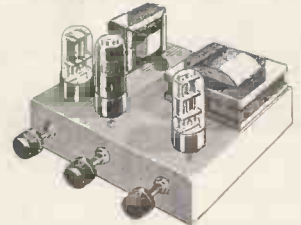
MAY BE BUILT FOR **£7.19.6** Plus 2/6 Pk. & Carr.
Latest type Superhet Circuit using 4 valves and metal rectifiers for operation on 200/250 volts A.C. mains. Waveband coverage—short 16-50 metres, medium 180-550 metres, and long 900-2000 metres. Valve line-up 6K8 freq. changer, 6K7 IF, 6Q7 Detector AVC and first AF, 6V6 output. The attractive cabinet to house the Receiver size 12in. long, 6 1/2in. high, 5 1/2in. deep can be supplied in either WALNUT or IVORY BAKELITE or WOOD. Instruction Book 1/- post free, which includes assembly and wiring diagrams, also a detailed stock list of priced components.

TRF RECEIVER



MAY BE BUILT FOR **£5.15.0** Plus 2/6 Pk. & Carr.
The circuit is the latest type TRF using 3 valves and Metal Rectifiers for operation on 200/250 A.C. mains. Wave band coverage is 180/550 metres on medium wave and 800/2,000 metres on long wave. The dial is illuminated and the Valve line-up is 6K7 H.F. Pentode 6I7 Detector and 6V6—Output. The attractive Cabinets to house the Receiver size 12in. long, 6 1/2in. high, 5 1/2in. deep, can be supplied in either WALNUT or IVORY BAKELITE or WOOD
INSTRUCTION BOOK 1/- (post free) which includes Assembly and wiring diagrams, also a detailed Stock List of priced components.

4-WATT AMPLIFIER



MAY BE BUILT FOR **£4.10.0** Plus 2/6 Pk. & Carr.
Valve line-up 6SL7, 8V6 and 6 x 5, FOR A.C. MAINS 200/250 VOLTS. The twin triode 6SL7 is used for preamplification and also for a comprehensive tone control circuit, which includes two very wide range and continuously variable tone controls for bass and treble. The output Valve is of the beam type and feeds 4 watts into a specially designed output Transformer which is suitable for either 3 ohm or 15 ohm Speakers. Negative feed-back is applied from the secondary of the output Transformer over the whole Amplifier to the input stage giving an excellent frequency response. Due to the high gain and wide range tone controls any type of pick-up may be used. Overall size 9 x 7 x 5 1/2in. Price of Amplifier complete, tested and ready for use, 25/5/-, plus 3/8 pkg. and carr.
INSTRUCTION BOOK, 1/- (Post Free) which includes Assembly and wiring diagrams, also a detailed Stock List of priced components.

DECCA MODEL 33A DUAL SPEED RECORD PLAYER


Includes crystal pick-up with sapphire stylus and a light-weight plastic spring balanced arm. Heavy gauge pressed steel case with brown enamel finish in good quality for operation on A.C. mains 200/250 v. 50 c.p.s. Supplied complete with single head (either standard or long playing). **£4 19.6** Extra Head can be supplied. Plus pkg. and carr. 5/-.



B.S.R. Type GU4A 3-SPEED GRAM UNIT

Fitted with Decca Heads

Single Record Player, 3-speeds 33 1/3, 45 and 78 r.p.m. for operation on 100-120 volts or 200-230 volts A.C. Mains. Complete with one standard and one long playing head, crystal or magnetic (please state choice), £7/19/6, pp. 3 carr., 5/- Sutable cabinet for above Player type PC/2 at 45/- See advertisement on previous page.



MINIATURE TUNING CONDENSERS

2-gang .0005 mfd. with trimmers 8/9

PREMIER VARIABLE IMPEDANCE "MATCHMAKER" M.O.15 OUTPUT TRANSFORMER
Designed to meet the demand for an efficient variable ratio Output Transformer 11 ratios from 13:1 to 80:1 all centre tapped and can be used to match any output valves either single or push-pull Class "A" "AB1" "AB2" or "B" to any low impedance speech coil or combination thereof. Primary Inductance 50 henries 15 watts audio 100 mA. Price 45/-.

LOUDSPEAKERS

ELAC—2 1/2in. dia., Moving Coil, 15 ohm Imp.	15/-
PLESSEY—3in. dia., Moving Coil, 3 ohms Imp.	9/11
ELAC—3 1/2in. dia., Moving Coil, 3 ohms Imp.	15/-
ELAC—8in. dia., Moving Coil, 3 ohms Imp.	19/6
PLESSEY—8in. dia., Mains Energised, 3 ohms Imp. (600 ohms field) with Pentode Transformer	22/6
PLESSEY—8in. dia., Mains Energised, 3 ohms Imp. (600 ohms field)	19/6
PLESSEY—10in. dia. Moving Coil, 3 ohms Imp.	23/6
GOODMANS—12in. dia., Moving Coil, 15 ohms. Plus 5/- packing and carriage	28/8
VITAVOX—K12/20 12in. dia., Moving Coil, 15 ohms. Imp.	£11/11

Plus 5/- packing and carriage.

CRYSTAL MICROPHONE INSERTS
Ideal for tape recording and amplifiers. No Matching transformer required, 3/6 post free.

ACCUMULATORS
2 volt 10 amp. (by famous maker) 4/11
2 volt 16 amp. 5/11

MOVING COIL METER
A super quality Moving Coil Meter basic movement 2 mA. and 4 mA. Scale dimensions 2 1/2in. Overall dimensions 2 1/2in. dia. 1 1/2in. deep. Bakelite Case projecting type. At present scaled 1 amp. R.F. By removing thermo couple, reversing scale and recalibrating the meter, a high grade test instrument with any range above the basic F.S.D. may be built up. Price 2 mA. 5/9, 4 mA., 4/9.

CRYSTAL MICROPHONE
LUSTRAPHONE—Moving Coil; High Impedance, Stator Type, £5/15/6—Hand Mike £8/6/-.
RONETTE—Crystal Mike Incom. Filter Cell Insert: High Imp. Ball Type, £2/10/0.
CRYSTAL MICROPHONE—Rothermel 2AD56. Especially recommended. £2/19/6. Table stands for all the above 10/8 and 17/6.
ACOS. High Impedance Crystal Microphone, type 35-1, 25/-.
ACOS. High Impedance Crystal Microphone, type 33-1, £2/10/-.
ACOS. "MIC 30" Impedance Crystal Microphone £2/10/- (This Microphone can be used as either Hand or Desk type.)

CRYSTAL MICROPHONE
An entirely insulated crystal microphone which can be safely used on A.C./D.C. amplifiers. High Impedance. No background noise, really natural tone. The Ideal Mike for tape, wire and sound projectors, price 22/8.

MAINS NOISE ELIMINATOR KIT
Two specially designed chokes with three smoothing condensers with circuit diagram. Cuts out all mains noise. Can be assembled inside existing receiver, 4/11, plus 6d. pkg. and carr.
Germanium Crystal Diodes. G.E.C. wire ended, 2/6. 24/- doz.

PREMIER RADIO COMPANY

1155 RECEIVER UNIT

BRAND NEW

In original cases complete with 10 valves. Frequency range 18.5 Mc/s. to 75 Kc/s. in 5 wave-bands. £11/19/6. Plus 10/6 packing and carriage.



POWER SUPPLY UNIT

for above, incorporating output stage. Supplies an output of 250 volts at 80 mA. which is ample for the R1155 with the output stage. Jones plugs for connecting the Power Pack to the Receiver are included. The 6V6 output stage complete with Output Transformer and 6in. speaker is built into the unit. Price £5/5/-, plus 5/- packing and carriage.



PUSH-PULL OUTPUT TRANSFORMERS. 2 x 6V6 into 2/3 ohms. 5/6, post free.

T.1154. BRAND NEW COMPLETE WITH VALVES, £3/19/6, post and carriage 1/6.

METER RECTIFIERS. Miniature type with leads 1-5 mA., 6/9, post paid.

AMPLIFIER TYPE A1134A. Battery operated 2 valves, type VR.21 and VE.35, 9/11, postage and carriage 1/6.

SLIDER RESISTANCE. Geared adjustment, 7.5 ohms. 4 a., 12/6, postage and carriage 1/6.

HEAVY DUTY POWER RESISTANCE. 17.5 ohms. 8 a., with adjustable tapping 19in. long, 2 1/2in. diameter, 10/-, postage and carriage 2/-.

HEAVY DUTY L.T. TRANSFORMER. Primary tapped 180-230 volts, 50 cycles. Secondaries 4.2 v. 10 a. 4.2 v. 10 a., 25/-, postage and carriage 2/-.


ROTARY RESISTANCE. Wire wound heavy duty 14 k. ohms., 7/6, postage and carriage 1/-.

VACUUM PUMPS. For model makers etc. Ex-R.A.P. Type B3-Mk. III, 22/6, postage and carriage 2/-.

SPECIAL OFFER

5-VALVE SUPERHET RADIO RECEIVER

PRICE
£10.19.6



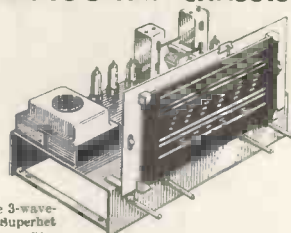
Phk. & Car. 10/-

In highly polished walnut cabinet. Built to high standards ensuring quality reception. Specifications:

VALVE LINE-UP: 7B7, 7B7, 7C6, 7C5, 7Y4, 3 VAVE-BANDS, Long, Medium and Short. **CONTROLS** Tuning, wave change, volume tone control on/off Gram Position on Switch. Pick-up and Extension Speaker Sockets incorporated. For use on 200/250 v. A.C. mains. **DIMENSIONS:** Width, 16 1/2in., Height 13 1/2in., depth 8 1/2in.

H.P. Terms: £2/14/11 deposit, and 12 monthly payments of 15/6.

RADIOGRAM CHASSIS



5 Valve 3-wave-band Superhet Receiver covering short, medium and long waves. Using the latest miniature all glass valves, overall chassis size 13 1/2in. x 7in. high x 6in. deep, dial aperture 10in. x 4 1/2in. **BRAND NEW, READY FOR USE AND GUARANTEED.** Packing and postage 10/-.
£10-5-0
Or on Hire Purchase Terms, deposit £2/11/3 and 12 monthly payments of 14/5.

CABINET available for above Chassis in figured walnut, lined with white sycamore, size 3ft. wide, 2ft. 8 inches high, 1ft. 8 inches deep. £15/15/-.
Or on Hire Purchase terms, deposit £3/18/9 and 12 monthly payments of £1/2/2.
Packing and Carriage extra.

★ HIRE PURCHASE—A small selection of the goods we can offer

	Cash	Deposit	12 monthly payments of
Avo Model 8	£23 10 0	£5 17 6	£1 13 1
Packing and Carriage	6 0		
Avo Model 7	£19 10 0	£4 17 6	£1 7 6
Packing and Carriage	5 0		
Universal Mk. II	£10 10 0	£2 12 6	14 9
Packing and Carriage	2 6		
Advance H.I. Sig. Gen	£25 0 0	£8 5 0	£1 15 2
Packing and Carriage	7 6		
Advance P.I. Sig. Gen	£19 19 0	£4 19 9	£1 8 1
Packing and Carriage	7 6		
Leak T.L. 10 Amp.	£28 7 0	£7 1 9	£1 19 10
Packing and Carriage	7 6		
Truxon Tape Deck	£23 2 0	£5 15 6	£1 12 6
Packing and Carriage	7 6		

See what
can be
done...

... learn
how it's
done!

PHOTOGRAMS 1955

The Annual Review of the World's Photographic Art

PHOTOGRAMS OF THE YEAR is the finest review of pictorial art obtainable, and makes an ideal gift. Now greatly enlarged, it measures 10 3/4in. x 8 1/4in., with many extra pages of plates, some in full colour. The reproductions, in high-quality photogravure, are gathered from the world's leading salons. A critical plate-by-plate commentary and articles on the year's work, colour photography, etc., will be of outstanding interest to all photographic enthusiasts.

Ready Mid-November
152 pp. 17s. 6d. net. By post 18s. 2d.



THE COMPLETE AMATEUR PHOTOGRAPHER

Dick Boer · Edited by A. L. M. Sowerby, B.A., B.Sc., F.R.P.S. (Second Edition)

This book enables the beginner to learn to make photographs of real merit, and is a valuable reference book for the more advanced photographer. It explains exactly what happens in the photographic process at all stages—from selecting the subject to the finished print. Written by one of Europe's leading experts, the book is illustrated with 262 photographs, 28 diagrams and 8 pages of colour plates.

Ready Mid-November
8 1/2in. x 6in.
254 pp.
21s. net.
By post
21s. 8d.

Published for "Amateur Photographer" and obtainable from booksellers, Photographic dealers, or
LILFEE & SONS LTD., DORSET HOUSE, STAMFORD STREET, LONDON. S.E.1.

PRECISION ENGINEERING


for armchair Entertainment...



MAGIDISK Selector. Silent transparent plastic trigger mechanism of featherlight operation effecting smooth automatic selection of 7in., 10in. or 12in. records, mixed in any order. Foolproof automatic lever system.



ROTOCAM combined Switch and Speed Control. Concentric plastic knobs working simple connecting rods and slide. presetting 33, 45 or 78 r.p.m. speeds. Gives centralised control. Automatically switches off after the last record.



PICK-UP Assembly. High Fidelity lightweight crystal pick-up head and well-balanced arm. Easily adjusted for height and weight. Fitted with dual precision ground sapphire styli for 78 r.p.m. and microgroove recordings.

TO make the Monarch autochanger the automatic choice of record lovers, gramophone experts and reproduction equipment makers alike, has meant consistent precision engineering in every department of its construction. Each feature is the acme of inventiveness and skilled production.

The Magidisk, which noiselessly selects any 10 records of any size or playing speed, is perhaps the most important and unique attribute. Simplified switching and speed control is achieved by a combination which does both jobs at once. Then there is the lightweight pick-up assembly with crystal cartridge and replaceable dual sapphire styli.

The ever-improving high quality reproduction obtained by the Monarch is the result of testing and modernising these and other special components continually. It provides a longer, more faithfully interpreted and less interrupted programme. It ensures a long, reliable and "pleasureful" record-playing life.

MONARCH

AUTOMATIC RECORD CHANGER
BIRMINGHAM SOUND REPRODUCERS LTD.,
OLD HILL, STAFFS.



Wireless World

RADIO, ELECTRONICS,
TELEVISION

44th YEAR OF PUBLICATION

Managing Editor: HUGH S. POCOCK, M.I.E.E.

Editor: H. F. SMITH

NOVEMBER 1954

In This Issue

EDITORIAL COMMENT	529
TAPE DUPLICATION SYSTEM	530
WORLD OF WIRELESS	532
DIP-SOLDERED CHASSIS PRODUCTION. By <i>W. R. Cass and R. M. Hadfield</i>	536
COLOUR CAMERA CONVERTOR	540
CATHODE FOLLOWER PROBE. By <i>Sydney H. Finn</i>	541
MINIATURE BEDSIDE RECEIVER. By <i>S. W. Amos</i>	542
RECORDING LOW FREQUENCIES ON MAGNETIC TAPE. By <i>D. W. Thomasson</i>	548
LEIPZIG FAIR. By <i>V. A. Sheridan</i>	549
SOME ELECTRICAL THEOREMS. By <i>W. Tusting</i>	550
LETTERS TO THE EDITOR	555
FLYWHEEL SYNCHRONIZING—2. By <i>W. T. Cocking</i>	557
FILTERS WITHOUT FEARS—3. By <i>Thomas Roddam</i>	561
HIGH QUALITY TAPE RECORDING SYSTEM. By <i>A. F. Fischmann</i>	564
MORE RECTIFICATION. By "Cathode Ray"	569
POCKET WIRE RECORDER	574
SHORT-WAVE CONDITIONS	574
MEASUREMENT OF PHASE AND AMPLITUDE. By <i>H. H. Ogilvy</i>	575
NOVEMBER MEETINGS	577
RANDOM RADIATIONS. By "Diallist"	578
UNBIASED. By "Free Grid"	580

PUBLISHED MONTHLY (last Monday of preceding month) by ILIFFE & SONS LTD., Dorset House, Stamford Street, London, S.E.1. Telephone: Waterloo 3833 (60 lines). Telegrams: "Ethaworld, Sedist, London." Annual Subscription: Home and Overseas, £1 7s. 0d. U.S.A. \$4.50. Canada \$4.00. BRANCH OFFICES: Birmingham: King Edward House, New Street, 2. Coventry: 8-10, Corporation Street. Glasgow: 26B, Renfield Street, C.2. Manchester: 260, Deansgate, 3.



VALVES, TUBES & CIRCUITS

23. MINIATURE VALVES WITH 25mA FILAMENTS

The Mullard range of low-consumption valves for all-dry battery receivers consists of four types, the DK96, DF96, DAF96, and DL96, mounted on the standard B7G base. The filaments are economically rated at 1.4V, 25mA. The DL96 output pentode has two such filaments which are normally operated in parallel.

The filaments in a receiver using these four types may be fed in three alternative ways: (i) in parallel; (ii) in pairs in a 50mA chain, with the odd filament (say the DAF96) shunted by a 5% tolerance resistor to maintain the correct filament current; (iii) in a 25mA chain. The third method is suitable for ABC receivers with separate h.t. and l.t. batteries; but the variation of cathode current in the output valve, which can occur when the batteries are at different

stages of exhaustion, must be limited. For this purpose a special filament chain has been devised, of which full particulars are given in the *Additional Notes*.

For mains operation, supply variations should be allowed for by presetting the filament current (by means of a variable portion of the dropping resistor) to $24\text{mA} \pm 2\%$ at nominal mains voltage.

The valves are designed for optimum performance with a 90V supply; but there is no serious loss of sensitivity in the amplifier stages at voltages down to 67.5V, as the recommended screen-grid voltages of the amplifier valves are about 65V. In the output stage, however, the loss of power caused by battery exhaustion is more marked with lower nominal battery voltages.

The Mullard DK96 is a heptode frequency changer in which the first two grids form the oscillator, and the third grid is the signal grid. The optimum conversion conductance is $300\mu\text{A/V}$, and the cathode current is 2.4mA at an oscillator voltage of 4.0V r.m.s. The variable- μ characteristic gives good cross-modulation and allows the use of AGC. The screen-grid voltage is about 65V, but in ABC receivers it should be adjusted to give 0.6mA anode current at zero bias.

A tuned-grid oscillator circuit is recommended, with the earthy end of the oscillator grid resistor taken to the positive side of the filament. Feedback should be derived from the oscillator anode, with the feedback winding of the oscillator coil preferably series-fed, especially at the higher frequencies.

The DK96 is not suitable for use above 20Mc/s. Pulling at frequencies above 10Mc/s should be reduced by capacitive neutralisation between the oscillator and signal grids.

The Mullard DF96 is an IF amplifier with a mutual conductance of $750\mu\text{A/V}$ at a cathode current of 2.2mA. It is suitable for AGC operation, as its grid base has been lined up with that of the DK96. The DF96 and the DK96 can be operated with a common screen-grid dropping resistor; but in ABC receivers this is allowable only if the two filaments are in parallel or if the control-grids are biased to their respective filaments. In all circuits, however, a common screen-grid resistor allows the relatively high screen-grid current of the DF96 to affect the gain of the DK96, and thus to increase the spread in the overall sensitivity of the receiver.

The Mullard DM70 subminiature tuning indicator, which has been described in *Valves, Tubes, and Circuits* Nos. 5 and 6, is suitable for use with these valves.

The Mullard DAF96 is a pentode AF amplifier with a detector diode. A voltage gain of 60 is obtainable when the detector presents a source impedance of $500\text{k}\Omega$, and a voltage output of 5.0V r.m.s. is obtained at 3% distortion. If the valve is used as a triode, the gain is about 11 and the voltage output is 5.0V r.m.s. at 2% to 3% distortion.

With a bias resistor of $10\text{M}\Omega$ the detector load resistor should be limited to $500\text{k}\Omega$ to give minimum attenuation in the control grid input circuit and an adequate a.c. to d.c. load ratio. With a detector load resistor of $1.0\text{M}\Omega$ the bias resistor should be $22\text{M}\Omega$.

Anti-microphonic precautions are necessary only when the control grid voltage is less than 20mV for 50mW output.

The Mullard DL96 output pentode is designed for 90V operation; but the grid base at 67.5V is sufficient to allow operation at this lower supply voltage. A single valve, under Class A conditions with a 90V supply, will give a 200mW output at 10% total harmonic distortion for an input signal of 3.4V r.m.s. At 67.5V the output is reduced to 100mW.

Two valves may be used in push-pull, with the grid signal provided by a driver transformer, a centre-tapped choke, or a phase-inverter valve. The total cathode current of the two valves must not exceed 12mA. Class B operation, with all four filaments in parallel, gives, at 2% to 3% distortion, 440mW output at 90V and 235mW at 67.5V. The comparable outputs for Class AB operation, at 3% to 4% distortion, are 420mW and 220mW.

Reprints of this advertisement, with additional notes on the design of filament supply chains, a circuit for a four-valve battery receiver, and valve data, may be obtained free of charge from the address below.



MULLARD LTD., Technical Service Department, Century House, Shaftesbury Avenue, W.C.2
MVM.3C6

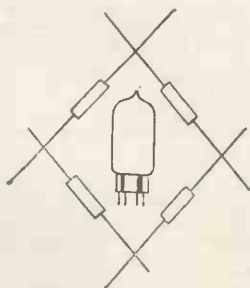


On the face of it

... it is evident that BRIMAR high-grade cathode-ray tubes meet the most exacting specifications of television and electronic equipment manufacturers.

And detailed examination of the company's resources and experience in this field reveal that BRIMAR introduced:—

- the first mass produced aluminised cathode-ray tube;
- the first flat faced tube;
- the first 14" rectangular tube;
- the first 17" rectangular tube;
- the first 21" rectangular tube;
- the first electro-static tube.



Research and development to anticipate and meet the changing demands of the radio and electronic industries are integrated with modern manufacturing techniques in the production of BRIMAR cathode-ray tubes.

Consult **BRIMAR**







— the people who know —
for your future equipment requirements

Standard Telephones and Cables Limited

Bring your equipment up to date with ACOS REPLACEMENT PICK-UP HEADS

If you already own a fine radiogram or record-player you now have the opportunity of rejuvenating it—of bringing it right up to date for a quite modest sum. Acos Hi-g crystal pick-ups are now available in a range of specially designed "plug-in" models to suit most famous

makes of record reproducing equipment. These Acos "Hi-g" pick-ups, you will find, represent a truly phenomenal advance in pick-up design—with regard to both reproduction and tracking characteristics (so important with many of the new microgroove recordings). Ask your Dealer!

MODEL HGP 33-I & HGP 37-I Collaro		HGP 33-I Collaro. A Hi-g pick-up head incorporating the HGP 33-I turnover cartridge for both standard and microgroove records. Will fit Collaro units RC 532; AC 534; AC3/534; 3/RC 532; and the Studlo pick-up. HGP 37-I Collaro. A Hi-g pick-up head incorporating the HGP 37-I turnover cartridge with cantilever sapphire styli. Designed for both standard and microgroove records. Will fit the above mentioned Collaro units. Both models available in cream or walnut. <i>Ask for Data Sheets No. 4700 and 4800.</i>
HGP 33-I & HGP 37-I Garrard		HGP 33-I Garrard. Hi-g pick-up head incorporating the HGP 33-I turnover cartridge for both standard and microgroove records. Will fit Garrard units RC 75M; RC 80M; RC 90; RC 111; Model TA. HGP 37-I Garrard. A Hi-g pick-up head incorporating the HGP 37-I turnover cartridge with cantilever sapphire styli. Designed for both standard and microgroove records. Will fit the above mentioned Garrard units. <i>Ask for Data Sheets No. 4700 and 4800.</i>
HGP 39-I		Hi-g pick-up heads incorporating cantilever sapphire styli. Separate heads for standard and microgroove records. Will fit the Acos GP 20 pick-up arm and the Garrard C type adaptor. Used on the following Garrard units: RC 72A; RC 75A; RC 80; and the model M unit. Can be used on any unit which at present use the GP 19 heads. <i>Ask for Data Sheet No. 4400.</i>
HGP 35-I		Separate plug-in type Hi-g heads for standard and microgroove records; fitted with cantilever sapphire styli. The crystal unit is identical to that of the HGP 39-I above. Can be used on Garrard units RC 75M; RC 80M; RC 90; RC 111; and the TA player. <i>Ask for Data Sheet No. 4000.</i>
HGP 41-I		Separate Hi-g plug-in type heads for standard and microgroove records incorporating the crystal unit as used in the HGP 39 pick-up head. Will fit Collaro units RC 532; AC 534; AC3/534; 3RC 532. Available in cream or walnut. <i>Ask for Data Sheet No. 4500.</i>
HGP 45		Separate Hi-g pick-up heads for either standard or microgroove records. The crystal unit is identical to that used in the HGP 39-I head. Will fit Garrard units RC 80; RC 72A; RC 75A; and the Model M player. Can be used on any unit which at present uses the Garrard C adaptor with GP 19 heads. <i>Ask for Data Sheet No. 4600.</i>



... always well ahead

ACOS devices are protected by patents, patent applications and registered designs in Great Britain and abroad.

PRICE 32/6 (Plus 10/5 P.T.)

for all types except
HGP 39 models which
are **32/- (Plus 10/3 P.T.)**

"BELLING-LEE" NOTES

THREE - YEAR GUARANTEE AND INSURANCE

When we announced that we had increased our insurance cover on aerials from one to three years, dozens of letters came in from dealers asking for particulars, as they did not know of the existence of any insurance cover. This was most surprising in view of the fact that particulars have appeared on every piece of aerial literature issued by us for many years, and certainly on every instruction sheet. So that there need be no misunderstanding, we reprint the details of the cover below:—

INSURANCE COVER ON "BELLING-LEE" AERIALS

£1,000 against third party claims arising from personal injury or damage to property during the installation of "Belling-Lee" aerials by any dealer.

£1,000 against claims for damage to property arising from defective aerial material or faulty aerial workmanship for a period of three years.

£100 against claims for damage by lightning to the aerial system or receiver for a period of three years.

This insurance operates within the United Kingdom of Great Britain and Northern Ireland, from the date of purchase by the ultimate user, no matter where purchased.

The insurance cover applies only when the whole aerial, including mast, lashings and brackets, is manufactured by Belling & Lee, Ltd., and where there is no collateral insurance or after any existing cover has been exhausted.

MANUFACTURERS' THREE-YEAR GUARANTEE WITH "BELLING-LEE" AERIALS

If a "Belling-Lee" aerial (or part) is proved to be defective in workmanship or material within three years from date of purchase, the aerial (or part) will be replaced free of charge by the manufacturer.

CONNECTORS FOR 300 OHM FEEDERS

We understand that a large number of radio amateurs are changing over to 300 ohm feeders and we feel that the "Belling-Lee" plug and socket (L677/P and /J respectively);



specially designed to snap onto ribbon feeder, is not as well known as it deserves to be. This was brought to our notice by several visitors to our stand at the Radio Show.

Provision is made to crimp the conductors into the spills. Pins and sockets nominal $\frac{1}{16}$ in. diameter spaced 0.312 in.

SOCIETY OF BRITISH AIRCRAFT CONSTRUCTORS' EXHIBITION AT FARNBOROUGH

For the first time, we exhibited here, and quite shamelessly, we were fascinated by seeing so many "Belling-Lee" components on so much equipment designed to do such a wide variety of jobs. It was a very wonderful exhibition, but



we were far too busy ourselves to take full advantage of the opportunity to examine such an exhibition of instrumentation.


The organizers must be very gratified by the number of overseas visitors who came to the Display. At the official dinner the writer sat between a gentleman from Malaya and another from South Africa. Both were readers of this page.

Advertisement of
BELLING & LEE LTD.
Great Cambridge Rd., Enfield, Middx.
Written 21st September 1954.

B Coaxial outlet sockets for one or more installations



L.742 For use in demonstration rooms, workshops, etc., where up to six television receivers are required to operate at the same time without interaction. As the insertion loss at each outlet is considerable (25 dB), it should only be used where a high signal level is available.



L.725/P. Padder network

L.725/T. Termination network

Designed for skirting board termination of coaxial feeders up to $\frac{1}{4}$ in. dia., supplied with termination or padder network, and gives an attenuation of 26 dB. Continuity of screening is provided by the bronze finished case.

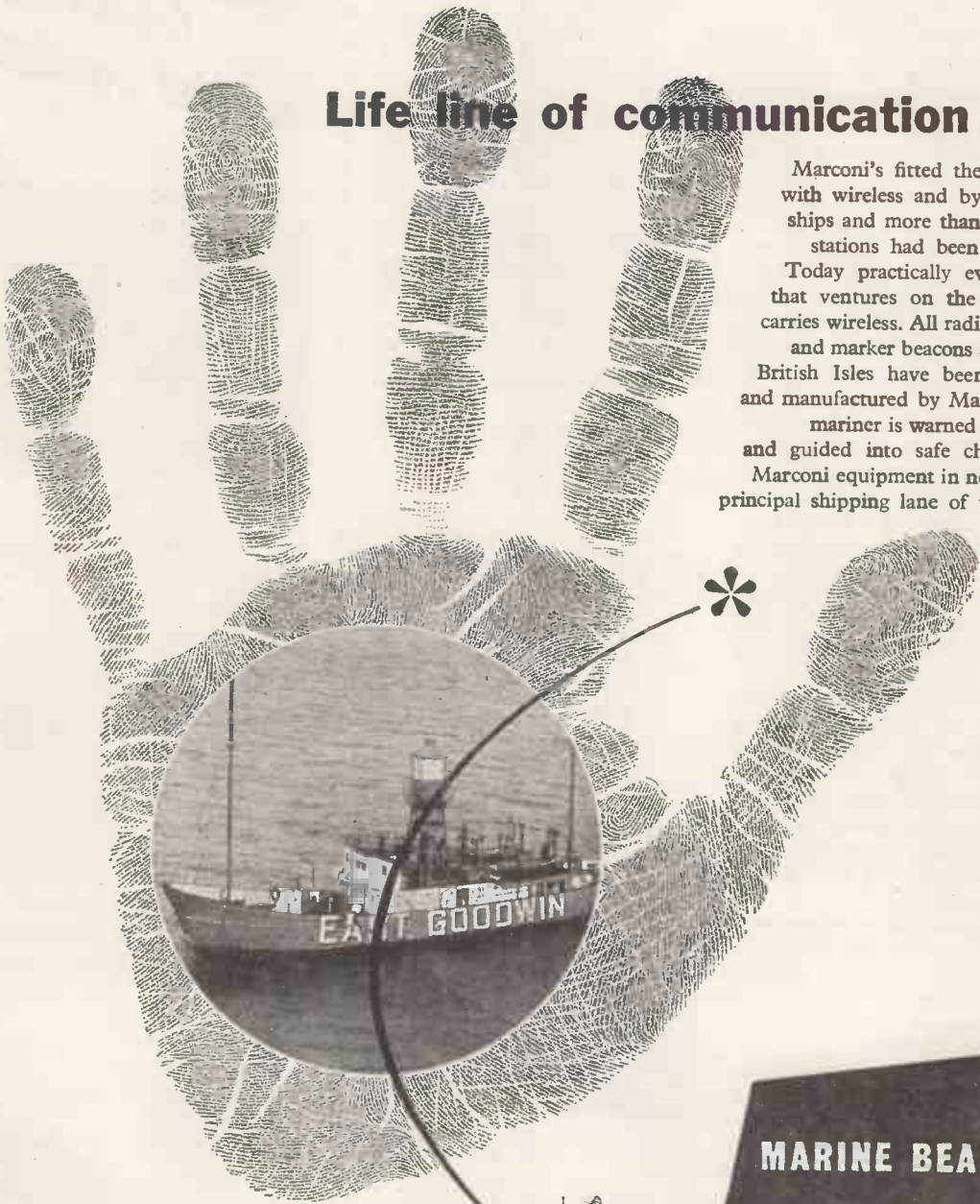


L.735 A new, improved outlet box similar technically to L.725, but not supplied with termination or padder network. Accommodates $\frac{5}{16}$ ths in. dia. feeders. For use with the range of plugs L.1329/P, L.734 and L.781, and the "Belling-Lee" line attenuator.

BELLING & LEE LTD
GREAT CAMBRIDGE RD., ENFIELD, MIDDX., ENGLAND

Life line of communication . . .

Marconi's fitted the first ship with wireless and by 1907 200 ships and more than 100 shore stations had been equipped. Today practically every vessel that ventures on the high seas carries wireless. All radio approach and marker beacons around the British Isles have been designed and manufactured by Marconi. The mariner is warned of hazards and guided into safe channels by Marconi equipment in nearly every principal shipping lane of the world.



**MARINE BEACONS
AND
NAVIGATIONAL AIDS**

MARCONI

MARCONI'S WIRELESS TELEGRAPH COMPANY LIMITED • CHELMSFORD • ESSEX

SUPERB E.M.I. EQUIPMENT

A TROLLEY MOUNTED PORTABLE OSCILLOSCOPE

TYPE WM.3.B. A compact general purpose D.C. Coupled portable Oscilloscope with facilities for rapid precision time and voltage measurements. Volts and time meter presentation — no calibration markers required. Displayed waveform measured by voltmeter bridge system (visual null balance). 9 range voltmeter gives high accuracy readings unaffected by amplifier gain or linearity. Dual 'Y' input paths with attenuators afford signal comparison and mixing facilities. Floating circuit enables AC/DC signals to be measured with respect to D.C. potentials within $\pm 500V$. Field of application — T.V. — Radar — Computers, and Industrial Electronics.



SPECIFICATION


C.R.T. E.H.T.	0.8 & 1.2 KV.
'Y' Amplifier	D.C. — 6 Mc/s.
Max. Sensitivity	350 mm/V (at reduced bandwidth)
Voltage Measurement	$\pm 10\text{ mV}$ — $\pm 500\text{ V AC/DC}$ $\pm 2\frac{1}{2}\%$ F.S.D.
Time Measurement	0.5 microseconds — 4 milli-seconds
Sweep Drive	Triggered or recurrent, phase and frequency selected
Writing Speed	8 milli-seconds/cm — 1 microsecond/cm



E.M.I. FACTORIES LTD.
 HAYES · MIDDLESEX Phone: Southall 2468

A DISTRIBUTED AMPLIFIER

50 c/s — 100 Mc/s



D.A.2.B. A unit designed for use with high speed Oscilloscopes to provide amplification over a very wide frequency spectrum at high output voltage levels.

The amplifier is extensively used in the study of high speed waveforms having rise times in the milli-microsecond range. It is being widely used with scintillation and coincidence counters, high speed scalars, and signal generators.

SPECIFICATION

Input Impedance	75 ohms.
Output Impedance	195 ohms.
Max. Output	150 Vpp.
Bandwidth	50 c/s — 100 Mc/s (— 6db)
Phase Response	Substantially linear over pass band
Gain	x 12

miniature HT RECTIFIERS for domestic RADIO and TELEVISION receivers

FEATURES

- Withstand overloads such as charging current of deformed electrolytic capacitors
- Instant starting — no warming-up period
- Unlimited instantaneous overload
- Practically indestructible in service.
- No limit to size of reservoir capacitor
- Simple wiring — two connectors only.
- Simple mounting — no valve holder
- Small size . . . low weight
- Low heat dissipation
- Low cost


TYPE	RM0	RM1	RM2	RM3	RM4	*RMS
Maximum ambient temperature	35°C	35°C	35°C	35°C	40°C	40°C
Maximum output current (mean)	30mA	60mA	100mA	120mA	250mA	300mA
Maximum input voltage (r.m.s.)	15mA	30mA	60mA	90mA	125mA	150mA
Maximum peak inverse voltage	125V	125V	125V	125V	250V	250V
Maximum instantaneous peak current	350V	350V	350V	350V	700V	700V
Max. instantaneous peak current	Unlimited	Unlimited	Unlimited	Unlimited	Unlimited	Unlimited
Weight	0.82 oz.	1 oz.	1.4 oz.	2 oz.	4.5 oz.	4.75 oz.

* For use in voltage doubler circuits the peak inverse and maximum input voltages are halved, current output being as for half wave operation



Standard Telephones and Cables Limited
 Registered Office: Connaught House, Aldwych, London, W.C.2
RECTIFIER DIVISION: Warwick Road, Boreham Wood, Hertfordshire

VORTEXION TAPE RECORDER



The amplifier, speaker and case, with detachable lid, measures 8½ in. x 22½ in. x 15¾ in. and weighs 30 lb.

PRICE, complete with WEARITE TAPE DECK £84 0 0

★ The noise level is extremely low and audibly the hum level and Johnson noise of the amplifier, and deck are approximately equal. Only 25% of this small amount of hum is given by the amplifier alone.

★ Extremely low distortion and background noise, with a frequency response of 50 c/s.—10 Kc/s., plus or minus 1.5 db. A meter is fitted for the measurement of signal level and bias level.

★ Sufficient power is available for recording on disc, either direct or from the tape, without additional amplifiers.

★ A heavy mu-metal shielded microphone transformer is built in for 15-30 ohms balanced and screened line, and requires only 7 micro-volts approximately to fully load.

★ The .5 megohm input is fully loaded by 18 millivolts and is suitable for crystal P.U.s, microphone or radio inputs.

★ A power plug is provided for a radio feeder unit, etc. Variable bass and treble controls are fitted for control of the play back signal.

★ The power output is 3.5 watts heavily damped by negative feedback and an oval internal speaker is built in for monitoring purposes.


★ Facilities are provided for using the amplifier alone and using power output or headphones while recording or to drive additional amplifiers.

★ The unit may be left running on record or play back even with 1,750 ft. reels with the lid closed.

POWER SUPPLY UNIT to work from 12 volt. Battery with an output of 230 v., 120 watts, 50 cycles within 1%. Suppressed for use with Tape Recorder. PRICE £18 0 0.

TYPE C.P.20A AMPLIFIER

For A.C. Mains and 12 volt working giving 15 watts output, has switch change-over from A.C. to D.C. and "Stand-by" positions. Consumes only 5½ amperes from 12 volt battery. Fitted with mu-metal shielded microphone transformer for 15 ohm microphone, provision for crystal or moving iron pick-up with tone control for bass and top. Outputs for 7.5 and 15 ohms. Complete in steel case with valves. PRICE £30 16 0.



Manufactured by

VORTEXION LIMITED, 257-263, The Broadway, Wimbledon, London, S.W.19

Telephones: LIBerty 2814 and 6242-3

Telegrams: "Vortexion, Wimble, London."

COSSOR presents Model 1052 double beam oscillograph



Two similar amplifier channels with an approximate gain of 2000 and an upper frequency response of 5 megacycles (-6DB) are features of this new Cossor Double Beam general purpose oscillograph. The repetitive or triggered time base has a sweep duration from 200 milliseconds to 5 microseconds.

The instrument will operate from power supplies of any of the various frequencies and voltages encountered in the Armed Services or from standard civil supply mains.

and Model 1433 voltage calibrator

Primarily designed to be used with the Model 1052 oscillograph the Cossor Voltage Calibrator Model 1433 provides an accurate means of calibration of input voltages to the plates or amplifiers of any oscillograph. Calibrating voltages are read directly from a wide scale meter without any computation being necessary. Measurements can be made to an accuracy of $\pm 5\%$ and the instrument can be used in any application where a source of accurately-known voltage is required.



Watch for the
**NEW TELE-CHECK AND CRYSTAL
MONITORED MARKER GENERATOR**
for Bands I and III

COSSOR ELECTRONIC INSTRUMENTS

Write for illustrated leaflets about both of these instruments

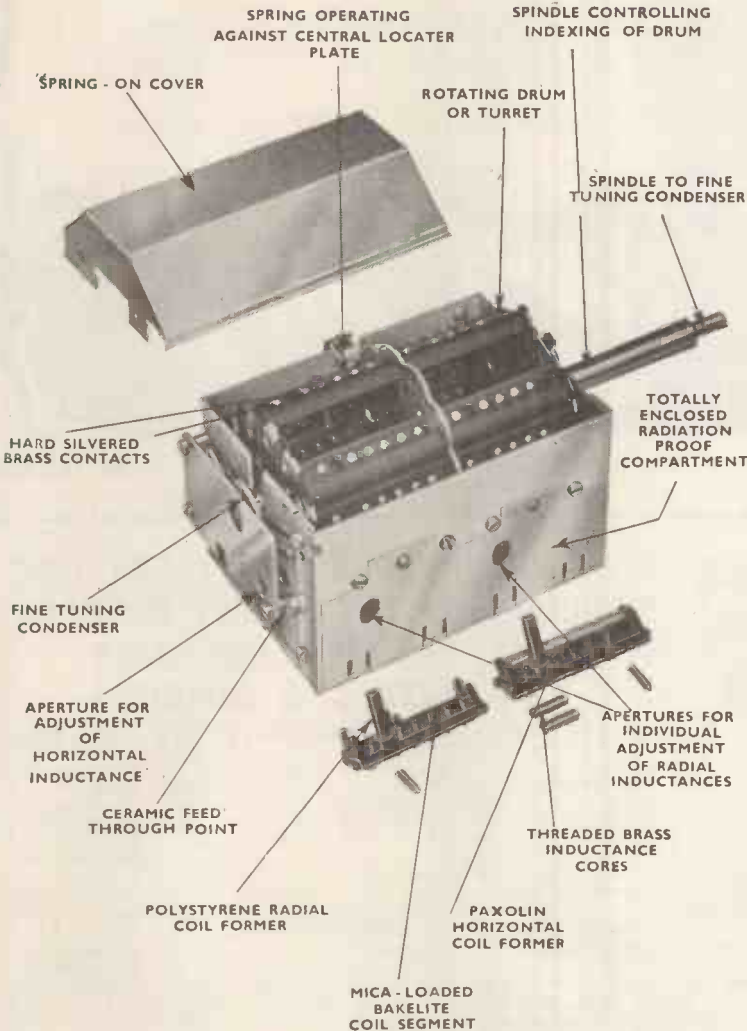
A. C. COSSOR LTD., INSTRUMENT DIVISION, DEPT. 1, Highbury Grove, N.5

Telephone: CANonbury 1234 (33 lines). Telegrams: Cossor, Norphone, London. Cables: Cossor, London

C.I.56

ALWAYS USE
COSSOR
TUBES &
VALVES

Five Advantages of the Clix TELEVISION TURRET TUNER



Full technical information and prices on request.

EDISWAN

CLIX

THE EDISON SWAN ELECTRIC CO. LTD.

Member of the A.E.I. Group of Companies

155 Charing Cross Road, London, W.C.2. Radio Components Sales Office: 21 Bruton Street, London, W.1. Tel: Mayfair 5543

1 *Accurate switching*
The rotating drum of the Ediswan Clix Television Turret Tuner indexes accurately to any of twelve positions and re-sets precisely in these positions after switching. No question of mistuning after switching.

2 *All circuits are adjustable with the unit in position in a Television receiver.*

Adjustable cores to all inductances are easily accessible with the tuner in position in a Television receiver. The tuner can, therefore, be set up or re-adjusted in its actual operating position.

3 *Additional tuned circuits may be added at any time without removing the Tuner from the receiver.*

The Ediswan Clix Tuner is designed so that additional coil segments can be added at any time while the tuner is in position in a receiver.

To tune to another channel the serviceman merely clips into position additional coil segments, carrying correctly wound coils, and trims them by the adjustable cores provided.

There is no need to dismantle the tuner or return it to the Factory for any part of this operation.

4 *Wiring reduced to an absolute minimum thereby eliminating stray capacities.*

Stray capacities between wiring can lead to serious mistuning on the very high frequencies of Television Band 3. The Ediswan Clix Tuner is designed so that wiring is reduced to an absolute minimum and materials are specially selected to overcome the problems of drift and instability encountered on these frequencies.

5 *Suitable for mounting in deep or shallow chassis.*

Four 4BA tapped holes are provided for mounting the Ediswan Clix Turret Tuner. If required, suitable mounting brackets can be provided for use in shallow chassis.

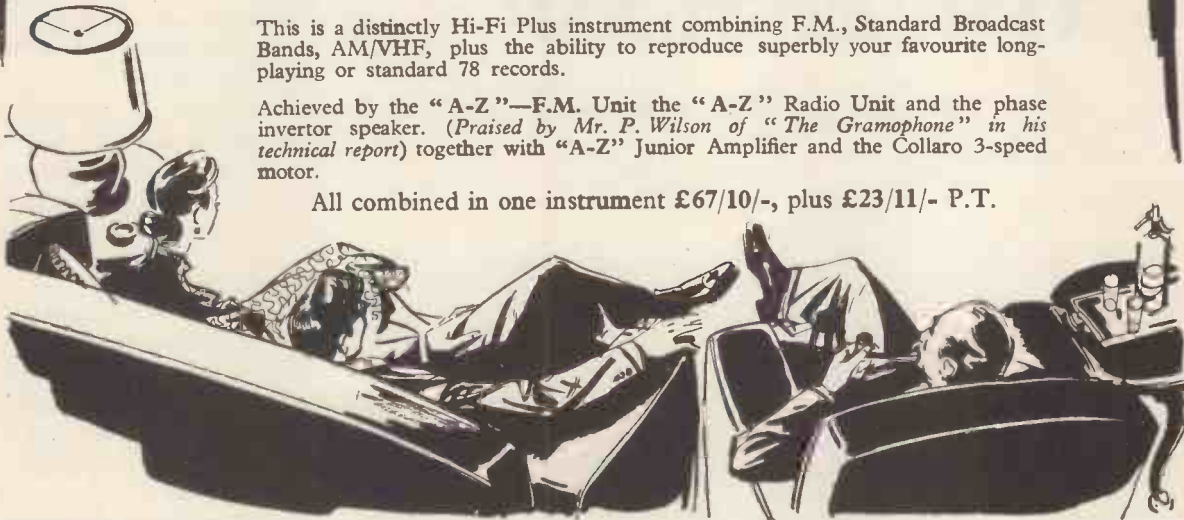
SOUND SALES LEADS WITH THE DX FOUR—F.M.

RADIOGRAM

This is a distinctly Hi-Fi Plus instrument combining F.M., Standard Broadcast Bands, AM/VHF, plus the ability to reproduce superbly your favourite long-playing or standard 78 records.

Achieved by the "A-Z"—F.M. Unit the "A-Z" Radio Unit and the phase inverter speaker. (Praised by Mr. P. Wilson of "The Gramophone" in his technical report) together with "A-Z" Junior Amplifier and the Collaro 3-speed motor.

All combined in one instrument £67/10/-, plus £23/11/- P.T.



SOUND SALES LIMITED • WEST STREET • FARNHAM • SURREY

Telephone: Farnham 6461-2-3.

Telegrams: Sounsense, Farnham.

FREE



**POST THE COUPON TODAY FOR OUR
BROCHURE ON THE LATEST METHODS
OF HOME TRAINING FOR OVER
150 CAREERS & HOBBIES**

PRIVATE AND INDIVIDUAL TUITION IN YOUR OWN HOME

- | | | | |
|---------------------|----------------------------|------------------------|---------------------|
| Building | Electronics | Police | Shorthand & Typing |
| Business Management | Fashion Drawing | Production Engineering | Short Story |
| Carpentry | Heating & Ventilating Eng. | Public Speaking | Writing |
| Chemistry | Industrial Administration | Radar | Sound Recording |
| Civil Service | Journalism | Radio & Television | Structural Eng. |
| Civil Engineering | Languages | Servicing | Telecommunications |
| Commercial Subjects | Marine Engineering | Radio Engineering | Television |
| Commercial Art & | Mathematics | Refrigeration | Time & Motion Study |
| Drawing | M.C.A. Licences | Retail Shop Management | Tracing |
| Automobile | Mechanical Engineering | Salesmanship | Welding |
| Engineering | Motor Engineering | Sanitation | Works Management |
| Banking | Draughtsmanship | Secretaryship | Workshop Practice |
| Book-keeping | Economics | Sheet Metal Work | and many others. |
| | Electrical Engineering | | |

NEW! LEARN THE PRACTICAL WAY

COURSES WITH EQUIPMENT

With many courses we supply actual equipment thus combining theory and practice in the correct educational sequence. This equipment, specially prepared and designed, remains your property. Courses include: Radio, Television, Mechanics, Electricity, Draughtsmanship, Carpentry, Photography, Commercial Art, etc.

COURSES FROM 15/- PER MONTH

Also courses for University Degrees, General Certificate of Education, B.Sc. Eng., A.M.I. Mech. E., L.I.D.B., A.C.C.A., A.C.I.S., A.M. Brit. I.R.E., A.M. I.I.A., City & Guilds Examinations, R.S.A. Certificates, etc.

The Advantages of E.M.I. Training ★ The teaching methods are planned to meet modern industrial requirements. ★ We offer training in all subjects which provide lucrative jobs or interesting hobbies. ★ A tutor is personally allotted by name to ensure private and individual tuition. ★ Free advice covering all aspects of training is given to students before and after enrolment with us. ★ Equipment supplied upon enrolment and remains your property.

POST THIS COUPON TODAY

Please send without obligation your FREE book.
E. M. I. INSTITUTES (Dept. 127K)
Grove Park Road, London, W.4

NAME.....
ADDRESS.....
.....
SUBJECT(S) OF INTEREST.....
NOV..... IC38

EMI INSTITUTES

The only Postal College which is part of a world-wide Industrial Organisation

Marconi VHF Multi-Channel Equipment

TYPE HM 181



Multi-channel radio links are not only recognised economic alternatives to line and cable routes wherever the latter are costly because of intensive urban development or the wild nature of the terrain; they are frequently preferable in their own right. The type HM 181 equipment has been designed for comparatively simple schemes using two terminals working point-to-point or with a limited number of repeaters. It operates in the frequency range 150-200 Mc/s, employs frequency modulation and gives high performance with low distortion.

It provides the following facilities:—

8, 16 or 24 channels.

Repeaters with easy channel dropping facilities.

Unattended operation.

Engineers' order wire.

Ease of access for maintenance.



MARCONI

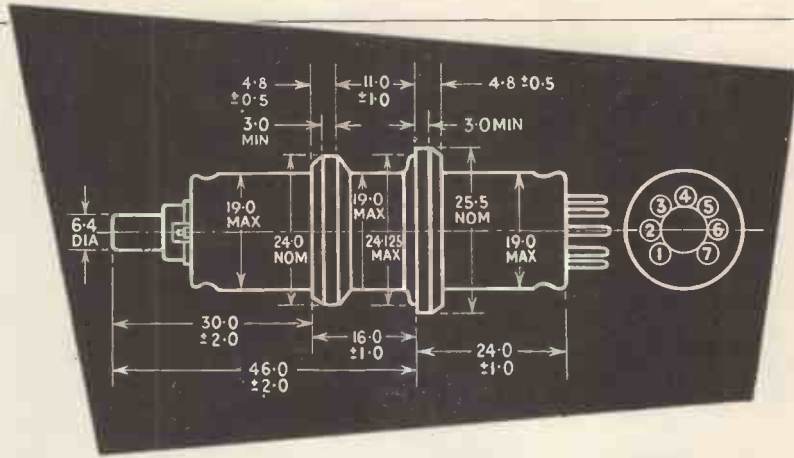
COMPLETE COMMUNICATION SYSTEMS

Surveyed, planned, installed, maintained

MARCONI'S WIRELESS TELEGRAPH COMPANY LTD. • CHELMSFORD • ESSEX

A NEW E.M.I. CENTIMETRIC VALVE

10 cms.
THREE BAND
KLYSTRON
2600-3700 Mc/s.
TYPE RK6112



This is a low voltage, reflex velocity modulated valve for use as a local oscillator in the 10 centimetre ("S") Band. It is of the plug-in type, with disc seals for resonator connection, and is indirectly heated.

TYPE RK6112 SPECIFICATION

Power Output	100 mW minimum	Reflector Current	4 micro-amps max.
Frequency Range (with suitable cavity)	2600 — 3700 Mc/s	Cathode Shield Volts	0
Resonator Voltage *	+ 250 Volts	Heater Volts	6.3 volts
Resonator Current	18 — 34 mA	Heater Current	0.7 max.
Reflector Voltage * Range	-55 to -350 volts		

* Measured with respect to Cathode




Write for particulars to—

E.M.I. FACTORIES LTD., HAYES, MIDDLESEX, ENGLAND

WESTON panel instruments

Both round and rectangular models of moving iron, moving coil, A.C. rectifier and H.F. thermocouple types are offered. In the range of rectangular instruments, which have been introduced to give the advantage of long, easily-read scales and to harmonize with rectangular panels, certain models are available with illuminated dials. Full particulars of types and ranges available are to be found in leaflets List Nos. W.1 and W.2, copies of which are available on request.



Rectangular panel instruments are available with scale lengths of 2.5", 3.2", and 4.2". These offer the advantage of an increase in scale length of approximately 50% over their equivalent round models, for which they can be used as direct replacements using the same panel fixing holes.

Larger instruments, both round and rectangular and for switchboard or panel mounting, are also available. These have scale lengths of 6" and 6½" respectively.



Round models are housed in cases of 2", 2½" and 3½" diameter and have scale lengths of 7", 2.1" and 2.8" respectively.

SANGAMO WESTON LIMITED

Enfield, Middx · Tel: ENfield 3434 (6 lines) & 1242 (6 lines) Grams: Sanwest, Enfield

Scottish Factory: Port Glasgow, Renfrewshire. Port Glasgow 41151
Branches: London, CHAncery 4971 · Glasgow, Central 6208 · Manchester, Central 7904 · Newcastle-on-Tyne, Newcastle 26867
Leeds, Leeds 30867 · Liverpool, Central 0230 · Wolverhampton, Wolverhampton 21912 · Nottingham, Nottingham 42403
Bristol, Bristol 21781 · Southampton, Soton 23328 · Brighton, Brighton 28497


The NEW

LEAK

TL/10 AMPLIFIER & "POINT ONE" PRE-AMPLIFIER

27 GNS COMPLETE

A price made possible only by world-wide sales.



★
Make this
THE HEART
of your
HI-FI EQUIPMENT!

TL/10 POWER AMPLIFIER

This 10 watt amplifier maintains, in every respect, the world renowned Leak reputation for precision engineering, fine appearance and fastidious wiring.

SPECIFICATION

Circuitry

A triple loop feedback circuit based on the famous TL/12. The output transformer is the same size as in the TL/12.

Maximum power output: 10 watts.

Frequency Response: ± 1 db 20 c/s to 20,000 c/s.

Harmonic Distortion: 0.1%, 1,000 c/s, 7.5 watts output.

Feedback Magnitude: 26 db, main loop.

Damping Factor: 25.

Hum: -80 db referred to 10 watts.

Loudspeaker Impedance: 15 ohms, 8 ohms, and 4 ohms.

"POINT ONE" PRE-AMPLIFIER

The handsome gold escutcheon plate contributes to the elegant appearance, and blends with all woods.

★ Pickup

The pre-amplifier will operate from any pickup generally available in the world. A continuously variable input attenuator at the rear of the pre-amplifier permits the instantaneous use of crystal, moving-iron and moving-coil pickups.

★ Radio

The radio input sockets at the rear permit the connection of the LEAK V.S. tuner unit. An input attenuator is fitted. H.T. and filament supplies are available from the pre-amplifier.

★ Distortion
Of the order of 0.1%.

★ Hum

Negligible, due to the use of recently developed valves and special techniques.

★ Input selector

Radio, tape, records; any and all records can be accurately equalised.

★ Treble

Continuously variable, + 9 db to - 15 db at 10,000 c/s.

★ Bass

Continuously variable, + 12 db to - 13 db at 40 c/s.

★ Volume Control and switch

The switch controls the power supply to the TL/10 power amplifier.

★ Tape Recording Jacks

An exclusive feature. Readily accessible jacks are provided on the front panel for instantaneous use with Tape Recorders which have built-in (low level) amplifiers.

★ Write for leaflet W ★

H. J. LEAK & CO. LTD., BRUNEL ROAD, WESTWAY FACTORY ESTATE, ACTON, W.3

'Phone: SHEpherds Bush 1173/4


Telegrams: Sinusoidal, Ealux, London

Cables: Sinusoidal, London

22½ FLUORESCENT LIGHTING

Complete kit comprises 40 watt control unit, starter lamp, lamp holders, clips and wiring diagram. Price, less tube, 22/6, plus 1/6 post. With tube, 30/-, plus 3/6 carr.


NEW 5 AMP. THERMOSTAT (MINIATURE)



2½" x 1" x 1½" high.

Useful for the control of appliances such as convectors, gluepots, vulcanisers, hot plates, etc. This thermostat is adjustable to operate over the temperature range 50-550 deg. F., fitted with heavy (5 amp. A.C.) silver contacts size 1½in. long x ½in. wide, price 8/6, post 6d.; 1 amp. type, 3/6, 2 amp. type, 5/6.

THE ELPREQ E.H.T. GENERATOR



This is a made up unit working on the blocking oscillator/overwound amplifying stage principle. It is of moderate power consumption (6.3 volt .8 amp. filament and approx. 59 mA. H.T.) and contains three of the latest BVA all glass valves. Output obtainable ranges from 6 kv. to 9 kv. with normal H.T. rail input by somewhat higher outputs can be obtained with higher H.T. supply.

Price 69/6. P. & P., etc. 5/- BEDROOM-NURSERY MAINS MIDGET RADIO



All the parts, cabinet, valves, knobs, back—in fact everything will cost you only £3/15/- (plus 2/6 postage). The set is economical to run, too, for it uses only three valves in a special reflex T.F.R. circuit which gives ample power combined with good tone. Incidentally if you wish to give the sets to young children why not decorate the cabinet with a few suitable transfers? These can usually be obtained from local handicrafts shops. Circuiting and construction data free with the parts or available separately at 1/6.



BE PREPARED
For a cold winter by making our low-cost Electric Blanket. 27 yards of special heater wire and blueprint, 20/- Blueprint only 1/6. Alternatively make a Bed-Warmer. Constructional data 1/6.

TWO NEW CABINETS

THE BUREAU

This is a really beautiful cabinet elegantly veneered in walnut and finely polished. The control board, revealed when the front is dropped down is ample for the larger than average radio chassis or amplifier and alongside there is a space for a tape recorder or auto record changer mechanism. Both the radio board and the control board are left uncut to suit your own equipment. Size approximately 30in. high, 32in. wide, and 16in. deep. Price 16 guineas, carriage 12/6.



THE CONTEMPORARY

Also in the modern trend is this very stylish contemporary console. Veneered in oak with contrasting mouldings this has the "G" plan look and is ideal for use with this furniture or with other contemporary fittings or furnishings. The radio and motor board is uncut and its size 30in. x 15in. provides ample room for all equipment. Price £8/15/-, carriage etc., 12/6.



AMPLIFIER FOR TAPE RECORDERS

THE CLEVELAND "WIDE-BAND"

Designed in conjunction with Truvox engineers this high-fidelity amplifier ensures that best possible results are obtained from the Truvox Mk. III as well as from other good tape decks. Two input circuits are used—these have separate volume controls and so facilitate the mixing of programme matter. Miniaturized construction is used and the dimensions of the amplifier have been kept very small and in fact only approximately a 2in. section of the control panel and cabinet is required. The power pack also is on a separate chassis so that regardless of the type of cabinet, a position of minimum hum can be found. Hum level is very low at 50 db down for full output. Applications additional to normal tape recording and reproducing are:—

1. Radio amplifier for either direct listening or recording when used in conjunction with a crystal set or other tuner-detector.
2. Amplifier for direct listening of gramophone records or pre-recorded tapes.
3. Pre-amp. to boost the input to an existing amplifier.

TECHNICAL FEATURES


Two input jacks are provided, the first has a sensitivity of 1-micro volt for crystal microphone etc. The other for use with radio inputs and pickups has a sensitivity of 250 mv. The power output is 4 watts internally matched for 3 ohm loudspeaker. A magic eye is used to indicate depth of recording—the circuit of this, however, is disconnected during replay. The frequency response of the amplifier is extremely wide, so ensuring that the best possible reproduction is obtained with modern tapes and heads. Using the Truvox heads the response is virtually level from 50 to 10,000 c.p.s. In addition to the two independent volume controls there is also a tone control and a master switch for record and replay. The amplifier is suitable for A.C. mains, voltages from 110 to 250.

Price £15. Hire Purchase terms if required—send a deposit of not less than 15% balance will then be spread over 12 months. Carriage and insurance 7/6. Delivery ex-stock. Demonstrations at all branches.


THE TRUVOX TAPE DECK Mk. III/TR2U

Correct directions for Pre-recorded Tapes.

Considered one of the best tape decks made, this incorporates all the latest features and is ideal for serious work as well as for play. Price 22 guineas. Hire Purchase terms if required, send a deposit of 15% or more, balance will be spread over 12 months. Carriage and insurance 10/-.



LAST FEW



15in. MAGNETIC TELEVISION TUBE

By famous maker. Specification Blue/White screen 9 Kv. ion trap triode, heater 6.3 v. at .55 amp., 50° deflection. New, with written guarantee, offered at approximately half price, £13/10/- each, plus 10/- carriage and insurance. H.P. terms, £4/10/- deposit and 12 monthly payments of 18/3. Limited quantity, so order immediately.

SLIDER RESISTORS

Heavy Duty Type.

Size 7in. x 1½in. 11 ohms 4.5 amp., 22/-; Size 9in. x 1½in. 1.2 ohms. 15 amp. 15/-; Size 13½in. x 1½in. 3 ohms 10 amp., 15/-.



LAST FEW £3/19/6



The Lectross warms room as it dries clothes, bathing costumes, towels, etc. Size 3ft. wide, 3ft. high and 5in. deep. It has four stove enamelled rails and works off A.C. or D.C. mains, consuming 650 watts. Fully guaranteed. Price £3/19/6. plus 7/6 carriage.



CHASSIS ASSEMBLY

3 colour, 3 waveband scale covering standard Long, Medium, and short wavebands, scale pan, chassis punched for standard 5 valve superhet, pulley driving head, springs, etc., to suit. Scale size 14½in. x 3½in. Chassis size, 15in. x 5in. x 2in. deep. Price 15/-, plus 1/6 post. Note: This is the one that fits our 39/6 table cabinet below.



THE WINDSOR STANDARD

This takes our Windsor 5 chassis and 6in. speaker. It is a very nice job, walnut veneered and pleasantly polished. Size approximately 16in. x 16in. x 7in. Offered at the particularly low price of 39/6, plus 3/6 post.

OCCASIONAL RADIO



You will find that the building of our all-mains radio receivers is simplicity itself, and the more you make the less time each takes, everything down to the last nut and bolt is supplied, and everything fits together in a professional manner. The one illustrated above we call the "Occasional," in a choice of colours, Ivory or Walnut and the T.R.F. costs £5/15/- to make, H.P. terms being £2 deposit.

CONSTRUCTORS BARGAIN




Excellent rexine-covered cabinet—over production by one of our very famous makers. Complete with three-colour scale and metal chassis. Suitable for battery or mains receiver. Size approx. 13in. x 9in. x 6in. Limited quantity: price 17/6, postage 2/6.



RESISTORS


50 assorted $\frac{1}{4}$ and $\frac{1}{2}$ watt resistors, Ranging between 10 ohm and 10 meg. ohm. (Our selection.) Price 5/- pkt.



SERVICE DATA

100 service sheets, covering British receivers which have been sold in big quantities, and which every service engineer is ultimately bound to meet. The following makes are included: Aerodyne, Alba, Bush, Cossor, Ekco, Ever-Ready, Ferguson, Ferranti, G.E.C., H.M.V., Kolster-Brandes, Lissen, McMichael, Marconi, Mullard, Murphy, Philco, Philips, Pye, Ultra. Undoubtedly a mine of information invaluable to all who earn their living from radio servicing. Price £1 for the complete folder. Our folder No. 2 consists of 100 data sheets covering most of the popular American T.R.F. and superhet receivers "all dry" etc., which have been imported into this country. Names include Sparton, Emmerson Admiral, Crossley, R.C.A., Victor, etc. Each sheet gives circuit diagrams and component values, alignment procedure, etc. etc. Price for the folder of 100 sheets is £1. Post free.

MINIATURE PORTABLE T.V.



The Elpreq Miniature Telesor uses standard conventional circuitry, employing a total of 13 valves and 2 crystal diodes. The cathode ray tube used is a 2in. Service type V.C.R. 139A, which has a standard equivalent and will therefore always be obtainable. The layout is extremely clean, straightforward, and professional. The wiring, whilst naturally being a little more intricate due to miniaturisation, is nevertheless completely accessible, and very good results have been obtained.

The total cost, if you have to buy every part, would come to £18-£17, but you may have many of the components already in stock as only standard conventional components are used. A carrying case, similar to the artist's illustration above, will be available shortly. Its size will be approximately 9in. x 8in. x 6in. (Internally). Full construction data, layouts, diagrams, templates, etc., running into some 50 sheets, is available, price 5/-, post free.




PORTABLE BATTERY RADIO

ALSO CONTAINING DATA FOR CONVERSION TO THE PICNIC PLAYER

SEND 2/6 to-day for constructional booklet entitled "STROLLER."

A FEW REMAIN

This cabinet is offered below cost. It is suitable for a television using tube sizes varying from 12in. to 17in., its overall dimensions being 3ft. 5in. high, 1ft. 4in. deep, 1ft. 10in. wide. It is complete with plywood back and "Bowler Hat." Originally made for a very expensive television and really good quality. Unrepeatable. Offered at £7/5/- or £2/8/4 dep., carriage, packing, etc., 12/6. Note: These are cut for 12in. tubes, but the holes for the controls are not drilled.



79/6 Carr. 10/-



CENTIMETRE RADAR TRANSMITTER RECEIVER
—new and complete—contains magnetron, rhumbatron, spark gaps, wave guides, pre-amp., etc. etc., costs the Government over £100 each to make.

RESISTORS

50 assorted 1 watt resistors. Ranging between 10 ohm to 5 meg. ohm. (Our selection.) Price 7/6 pkt. Post 6d.



L.T. RECTIFIERS

All recently manufactured and guaranteed. All full Wave Bridge type. CIRCUIT DIAGRAM INCLUDED.

6-12 volt—1 amp.	7/6
6-12 volt—2 amp.	11/6
6-12 volt—4 amp.	17/6
6-12 volt—6 amp.	27/6



COIL PACK

Long, medium, short wavebands. With connecting diagram. Price 19/6. Post 6d.

H.T. RECTIFIERS

FAMOUS SELENIUM "SENTERCEL."

All are this year's stock—for higher voltages join two or more in series.

R.M. 1. 125V. 60Ma.	3/9
R.M. 2. 125V. 100Ma.	4/2
R.M. 3. 125V. 120Ma.	5/9
R.M. 4. 250V. 250Ma.	16/-

PORCELAIN STAND OFF INSULATORS

threaded each end. Price 6/- doz.



HEATER TRANSFORMERS

All 200-240 Volt working.

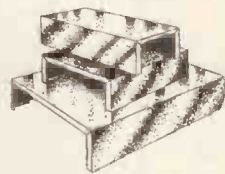
6.3V 1 1/2 amp.	5/9
6.3V 3 amp.	9/6
2V 3 amp.	7/6
4 and 6V 2 amp.	7/6

Special Type over wound to give normal H.T. and with primary tapping 6.3V. and 2.3 amp.—9/6.



CONNECTING WIRE SNIIP

P.V.C. insulated 23 s.w.g. copper wire in 100 ft. coils, 2/9 each. Colours available: Black, Brown, Red, Orange, Pink, Yellow, White, Transparent. 4 coils for 10/-



BLANK CHASSIS

18 S.W.G. Aluminium	
7 x 3 1/2 x 2	3/9
9 1/2 x 4 1/2 x 2 1/2	5/-
10 x 8 x 2 1/2	5/6
10 x 5 1/2 x 2 1/2	5/-
10 x 9 x 3	7/-
12 x 9 x 2 1/2	7/-
14 x 9 x 2 1/2	7/6
14 x 10 x 3	7/9
16 x 10 x 3	8/3
16 x 12 x 3	8/8
19 1/2 x 9 x 2 1/2	8/3
20 x 10 x 3	10/-



The INSTANTUS Greenhouse Heater

INSTANT HEAT CONVECTOR

The heater with the lowest possible thermal capacity, 4ft. long; made from heavy gauge sheet steel (galvanised), 1 kw., suitable A.C. or D.C. Price only £2 or with thermostat £3/15/-. Note: The thermostat mounts separately and will control up to three heaters.



EX-ROYAL NAVY SOUND POWERED TELEPHONE

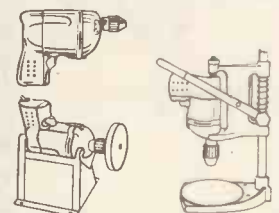
These require no batteries, and will go for long periods without attention. Complete with generator and sounder which gives a high pitched note, easily heard above any other noise. Also fitted with an indicator lamp which in quiet situations can be used instead of the sounder, or where several h'phones are used together will indicate which one is being called. Size 7 1/2 in. x 9 in. x 7 1/4 in., wall mounting, designed for ships' use, but equally suitable for home, office, warehouse, factory, garage, etc. Price 57/6 each, plus 4/6 carriage.

MULTIMETER KIT



All the essential parts, including 2in. moving-coil meter, selected resistors, wire for shunts, 8-point range selector, calibrated scale, stick-on range indicator and full instructions for making are available as a kit, price 15/-, plus 9d. post and packing.

SENT FOR £1 ONLY BLACK AND DECKER ELECTRIC TOOLS



1/2 in. drill, £5/19/6 or £1 deposit—Bench stand for drill £3/7/6—Lathe stand for drill, £5/5/- or £1 deposit. The three items supplied for £14/12/- or 43/- deposit.


THE INFRA-RED LAMP

Means real comfort in bed or in work-room or other place where air temperature is low as it emits Infra-Red Rays which not only warm you but relieve pain, if you have any, and keep you healthy.

- Economical because its rays warm you and not the room.
- Costs only 1d. per hour to run (electricity at 1d. per unit).
- Works off lighting circuit (full instructions supplied).
- Absolutely safe for continuous burning, no health or fire risk.
- Ideal for many other uses: over pet's basket—rearing pup, chicks—over desk—work bench, etc.
- Completely and unconditionally guaranteed for five years.
- All complete and ready to work. Price 36/-, post and pkg. 2/-. Money refunded in full if after seven days' trial you are not completely satisfied.


Please state mains voltage.

SUPERHET RADIO BY BEETHOVEN NOW AVAILABLE FOR LONG, MEDIUM AND SHORT WAVES



Extremely well built on chassis size approx. 9 1/2 x 7 1/2 x 8 1/2 using only first-class components, fully aligned and tested, 110-240 volt A.C. mains operation. Large clear edge-lit dial. Three wave bands covering Long, Medium and Short waves. Complete with five Mullard valves, frequency changer, double diode triode, pentode output and full wave rectifier. Complete with Rola loudspeaker ready to operate. Special cash-with-order price this month, £8/17/6, carriage and insurance 7/6. Hire purchase terms £3 deposit, balance over 12 months.

Really beautiful walnut veneered and polished cabinet for only 39/6 if purchased at the same time as the Beethoven 5 valve superhet chassis (illustrated above). Bought separately the price of the cabinet is 49/6. H.P. deposit on cabinet and chassis is 32/- only.



THE WOLSEY 54

A really fine ready built modern Superhet at the remarkable price of £8/19/6 or £3 deposit, balance over twelve months.

The Wolsey 54 is an A.C. mains superhet employing latest circuitry covering long and medium wave bands in an ultra modern case with illuminated dial—overall size approximately 11 1/2 x 7 x 8—complete ready to work—twelve months' guarantee.




CONSTRUCTOR'S PARCEL
Contains cabinet as Wolsey 54, drilled metal chassis—dial—pointer, etc., 29/6. All other components available total cost £5. Data 1/6 (free with component).

THE CLEVELAND "ORGANTONE"

The Cleveland "ORGANTONE" is a 5-valve 3-wave band superhet covering long wave (1,020-1,875 metres), medium wave (187.5-545.5 metres) and short wave (16-50 metres). Built to a very stringent specification, it attains a high level of performance both with regard to sensitivity and fidelity. Osram all-glass miniature valves are employed throughout and low loss iron cored coils in both aerial and oscillator sections together with permeability tuned I.F. account for an excellent signal to noise ratio. Full A.V.C. is applied to both frequency changer and I.F. stages, and particular care has been taken to ensure freedom from frequency drift.

The output stage utilises variable negative feedback for tone control, and, but for standard pentode correction, no cut in the ordinary sense is applied. A gram. position is provided on the wave change switch and reproduction of records is particularly good. An amply proportioned power transformer with a primary tapped for 110-280 volts gives complete isolation from the mains. Chassis size is 12 1/2 in. x 7 in. x 7 in.—Scale size is 10 1/2 in. x 4 1/2 in. This receiver has been tested in particularly difficult areas and its stability and noise rejection have produced exceptional results. It is an instrument which could fairly be described as a custom-built chassis. Price £11/10/- or £3/16/8 deposit—carriage, etc., 7/6. A circuit diagram and photograph available price 2/- post free.



VARIABLE POWER RESISTORS

Mounted on substantial framework, overall dimensions approximately 11 x 3 1/2 x 6 in. high, 25 amps. 4 ohms. Quite suitable for re-winding for other values, power rating exceeds 250 watts. Adjustment is by twisting protruding knob which is the only part that needs to show in front of panel. Price 17/6, carriage and packing, 2/- extra.

HEAVY DUTY MAINS TRANSFORMERS

400-0-400 at 200 m/a, with two 4-volt L.T. windings, both rated at 6 amps. A really massive job made for services equipment—limited quantity 19/6 each.

TRANSFORMER LAMINATIONS

Ideal for making up experimental and special purpose jobs. Price 1/6 per lb. or 1/6 per dozen pairs (approximately 48 required for 1in. stack), size 4 1/2 in. x 4 in. (approx.). Small size, suitable for output transformers, etc., price 6d. per dozen pairs.

BREAKDOWN UNIT

Unit for breaking down, offered at little over the price of the 1/2 in. Aladdin Coil Formers. Note: all parts can easily be removed as they nut and bolt together. The unit contains:—6 Aladdin 1/2 in. coil formers with dust cores. 6 metal cans for above coil formers.

- 1 4-position 12-pole switch.
- 6 miniature R.F. chokes.
- 2.25 mfd. 25 v. electrolytic.
- 30 paper tubular condensers .002 to .1 mostly for 450 v.
- 56 carbon resistors value from 1/2-watt to 2-watt.
- 2 medium size R.F. chokes.
- 7 moulded octal valve holders.
- 1 moulded diode valve holder.
- 20 mica condensers (moulded, silver and ceramic).
- 7 insulated top caps for valves.
- 4 components strips (1 40-way, 1 11-way, 1 5-way, and 1 3-way).
- 1 very useful chassis size 18 x 5 x 3 1/2 in. Plus dozens of nuts, bolts, screws, washers and other useful items such as 1/2 in. spindle extender, etc., etc.

Price 7/6, post and packing 2/6.

MAKING A CONVECTOR HEATER?

250-watt elements ideal for use with home built convectors, towel rails, airers, etc. Price only 2/6 each, post and pkg. 6d.

METERS FOR BATTERY CHARGERS

2in. square Bakelite cased meter reading 0-5 amps. Price 9/6, post and packing 9d.

CHANGER TRANSFORMERS

9 v. 6 15 v. secondaries, suitable for 6 v. and 12 v. batteries. Charging rate up to 6 amps. Amply rated, price 21/6, post and packing 2/6.

UNIVERSAL METER

2-milliamps moving coil movement. Complete with sheet of printed scales, covering most ranges of volts, milliamps, amps. Price 9/6 post and packing 9d.


VALVES FOR V.H.F.

Type C.V. 64 and C.V. 186 Magnetrons unused and guaranteed. Price £2/10/-, post and insurance 10/-.

HEAVY DUTY CHOKE

300 milliamps, 7 henrys, 50 ohms D.C. Size approximately 4 1/2 x 4 1/2 x 3 in. New, not Government surplus, price 10/-, plus 2/- post and packing.

5-WAVE BAND ASSEMBLY



5-wave coil pack for up to 11 mtrs., with R.F. stage, three-gang tuning condenser, slow motion drive, I.F. transformers and numerous other parts, make a really fine receiver. Price £6, plus 10/- post and insurance. Note: The above are new, but removed from chassis.

ELECTRICAL BARGAINS

In addition to our large range of radio accessories we also carry a good stock of electrical wiring accessories; details of a few of these can be found below:-


T.R.S. CABLES, 250 v. CLASS

1/044 Twin flat	9d.
3/029 Twin flat	1/-
3/029 Twin with earth	1/3
3/020 3 Core flat	1/6
3/036 3 Core flat	1/4
3/036 Twin with earth	1/7
3/036 3 Core flat	2/-
7/029 Twin flat	1/6
7/029 Twin with earth	1/11
7/036 Twin flat	2/9
7/036 Twin with earth	3/3
7/064 Twin flat	4/9

LEAD-COVERED CABLES

250 v. CLASS

3/029 3 Core	2/3
3/036 3 Core	2/8
7/044 Twin	3/3
3/036 Twin	2/-
7/029 Twin	2/9
7/064 Twin	3/1



CLIX 15 AMP. FOOT PLUG
Maded to B.S.S. specification, shuttered in moulded Bakelite case, 8/6 each.

SOCKETS HICRAFT
Flush type for skirting, 5 amp. 3-pin shuttered, 1/3 each; ditto with switch, 2/3 each.



LAMP HOLDERS
Bakelite, 1/- each or 10/6 doz. Bakelite skirted Batten holder, 1/6 or 15/- doz. Bakelite type threaded, for 1/4 in. with HO. skirt, 1/6.



5 AMP. SURFACE SWITCHES—HICRAFT
Oblong Brown Plastic 1-way 1/3 each.
Oblong White Plastic 1-way, 1/3 each.

Oblong Brown 2-way	1/6 each
Oblong White 2-way	1/6 "
Round Brown 1-way	1/3 "
Round White 1-way	1/3 "
Round Brown 2-way	1/6 "
Round White 2-way	1/6 "

15 per cent. discount if bought in dozens.



EMPRESS CONSOLE


ALSO AVAILABLE AS BUREAU TYPE

This cabinet is undoubtedly a beautiful piece of furniture. It is elegantly veneered externally in figured walnut, internally in white sycamore. The radio section is raised to convenient level but is not drilled or cut. The lower deck acts as the motor-board again, is uncut, it measures 16 x 14 and has a clearance of 5in. from the lid. There is a compartment for the storage of recordings. Overall dimensions of this essentially modern cabinet are 3ft. wide, 2ft. 8in. high, and 1ft. 4 1/2 in. deep.

Price this month 15 gns., carr. etc. 12/6—also available by H.P. terms, deposit being 15%.

DULCI RADIO CHASSIS

Complete range of these famous receivers now available at all our branches—cash or Hire Purchase—demonstrations gladly given.



3-wave (L. M. & S.) 5-valve	£12 12 0	Ref. B3
Pushpull 6-wave 3-wave	£15 15 0	Ref. B3PP
Pushpull with R.F. stage 3-wave 7-valve	£15 18 0	Ref. B3PP/RF
6-wave L.M. and 4 short waves (band spread)	£15 15 0	Ref. B6
6-wave with pushpull	£18 18 0	Ref. B6PP
6-wave with pushpull and R.F. stage	£23 2 0	Ref. B6PPRF

All available on H.P.—deposit 15 per cent, balance over 12 months.

MULLARD AMPLIFIER

A High Quality Amplifier designed by Mullard engineers. Robust high fidelity, with a power output exceeding 10 watts and a harmonic distortion less than .4% at 10 watts. Its frequency response is extremely wide and level being almost flat from 10 to 20,000 C.P.S.—three controls are provided and the whole unit is very suitable for use with the Collaro Studio and most other good pickups. The total cost of the amplifier is around £11. For 30/- extra a unit completely made up and tested can be supplied. Carriage in either case is 10/- extra. Data will be provided with all orders for components. Send for the "Mullard Amplifier Shopping List."

CHASSIS BARGAIN


7-valve pushpull radio chassis with approximately 7 watts output—designed for high quality gramophone reproduction but equally good on radio—covers long, medium and short wave bands—uses latest midget B.V.A. valves and most up-to-date circuitry—price only £12/15/-, or in fine walnut veneered cabinet, £14/14/-—carriage and insurance 10/- extra.

GRAMOPHONE AUTO CHANGER COLLARO 3/521

The latest three-speed type with the famous "Studio" turn-over pick-up. Price £11/10/0, carriage etc. 7/6.



THE ELPREQ "SELECTIVE FEED-BACK" AMPLIFIER



The amplifier is fitted with independent bass and treble control, both connected through different feed-back loops so that no "cut" at all in the ordinary sense is applied. The variation which can be achieved, by applying various degrees of negative feed back in the higher and lower ranges of the sound strata will accommodate all individual tastes.

We strongly recommend a 12in. speaker in order to make the fullest use of the instrument's potentialities. Booklet and set of components available at once at £3/19/6, post, etc., 2/6. Booklet separate 1/6. 12in. speaker to suit £3, post free if bought with amplifier. Now available, ready to work, 20/- extra.

LIGHT WEIGHT REFLECTORS

Ideally suitable for all purposes where the intensification of electric illumination or infra red is required. The material used is light-weight aluminium, highly polished. All are pierced for Standard Lampholder.



STAR
7 1/2" diameter by 6" deep Price 7/6 ea. Post etc. 1/3.

SENIOR
11 1/2" diameter by 4" deep. Price 13/6 each. Post etc. 1/9.

JUNIOR
6 1/2" diameter by 3 1/2" deep. Price 7/3 each. Post etc. 1/3.

BIJOU
5 1/2" diameter by 2" deep. For 40/60 watt lamps. Price 6/6 each. Post etc. 1/3.

BELL
6 1/2" diameter by 5" deep. Price 6/3 each. Post etc. 1/3.

1" MICROMETER

Exceptional purchase enables us to offer a 1in. precision micrometer at the very low price of 10/- . A micrometer is an essential part of an engineer's equipment. You will have found the need for one on many occasions in the past for measuring wire gauge, etc. Price 10/- post free.



NOTE: We now have a waiting list for this, orders in rotation.

12" TELE-CABINET

Veneered & polished—less glass, makes ideal extension speaker cabinet for 12in. Price 19/6. plus 3/6 carr.



SOMWEAVE

This really lovely loud-speaker fabric we offer at approximately a third of today's cost. It is 42in. wide and Our Price is 12/- per yard or panels 12in. This is also very suitable for covering plain wooden cases, for portable radio amplifiers, etc.



CLEVELAND CAR BATTERY CHARGER

gives 11-amp. charge—uses everlasting metal rectifier and robust double wound mains transformer—in metal carrying case with leads and croc. clips. Price, 6 volt 29/6. 6 and 12 volts, 39/6, post 2/6.



ELECTRONIC PRECISION EQUIPMENT LTD.

249, Kilburn High Road, Kilburn.

42-46 Windmill Hill, Ruislip Middlesex.

152-153 Fleet Street, E.C.4.

29, Stroud Green Road, Finsbury Park, N.4.

(Opening shortly.)

Phone: RUISLIP 5780 Half-day Wednesday.

Phone: CENTRAL 2833 Half-day Saturday.

Phone: ARCHWAY 1049 Half-day Thursday.

Post orders should be marked "Dept. 2" and addressed to our Ruislip dept.



Highest quality reproduction from STANDARD and MICRO-GROOVE records.

PICKUP TYPE No. 501



Incorporates the No. 500 Cartridge, and has the following features:—

- Precision Cast Arm.
- Very low Vertical Inertia.
- Free-running lateral bearings.
- Single hole pedestal mounting adjustable to suit all turntables.
- Mounting Hole 7 in. from Turntable Centre.

Price **£4.12.10** inc. Tax

CARTRIDGE No. 500

Very low dynamic mass and high compliance. Easily replaceable sapphire or diamond styli. Low playing weight—6 to 8 grams. Frequency response 15-20,000 cps. Suitability for use in all climates. Output 3mV per cm/sec.



Price **£3.6.4** inc. Tax
(Sapphire Styli)

THE GOLDRING MANUFACTURING CO. (GT. BRITAIN) LTD.

49-51a DE BEAUVOIR ROAD, LONDON, N.1

Telephone: CLIssold 3434



Still Available—

R. C. A. TRANSMITTERS

ET. 4336 and ET. 4332.

Complete with Speech Amplifiers MI 11220. Wilcox Gay V.F.O. and Crystal Multiplier and all tubes.

Normal frequency coverage of the ET.4336 is 2-20 Mc/s. A special modified version covering 900 Kc/s—2,000 Kc/s is available.

Hallcrafters BC.610 complete with Speech Amplifier, BC.614E, Aerial Tuning Unit BC.939A, all Tuning Units, Tubes and Coils. Large stocks of spares available for RCA, BC.610 Transmitters.

Receivers available. RCA AR88 LF and AR88 D, Hallcrafters SX.28, National H.R.O.

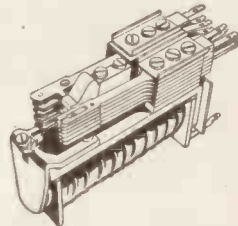
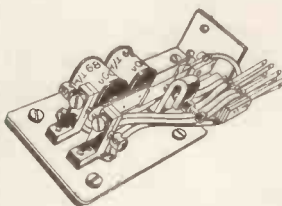
McELROY-ADAMS MFG. GROUP LTD.

Sole concessionaires U.K. for Hallcrafters Communication Equipment
46, GREYHOUND ROAD, LONDON, W.6
Cables: Hallcraft, London. Phone: Fulham 113819

RELAYS

PROMPT DELIVERY


P.O. TYPES TO YOUR SPECIFICATION



3,000 TYPES

1Ω to 80,000Ω COILS 1 Make to 8 c/o CONTACTS
600 and HIGH-SPEED TYPES also Supplied

**LARGE STOCKS
OF
KEYSWITCHES**



THE
KEYSWITCH CO.

ALL POST OFFICE EQUIPMENT
SEND ALL YOUR ENQUIRIES TO
191 KENSAL ROAD, LONDON, W.10
LAD. 0666

Out of this world.....

The "Hi-Fi" enthusiast wants reproduction that is a pure re-creation of the original performance. And that is what we at Classic always try to provide—a quality that one of our customers recently described as "Out of this world."

A selection of typical "Hi-Fi" equipment



Bass reflex cabinet in straight grained or burr walnut veneer, or oak veneer. Dimensions 20in. x 21in. x 42in. high. Cabinet only £20.

LOUDSPEAKER UNITS

	Cash Price	Credit Sale		HIR PURCHASE TERMS	
		Terms £1 Deposit & 9 Pmts. of	£1 Deposit	12 Pmts.	18 Pmts.
W.B. H.F.1012	£3 13 6				
W.B. Duo Concentric	£22 10 0	54/9	£4 10 0	34/6	24/-
Goodmans Axiom 22	£14 14 0	34/9	£2 14 0	23/-	16/-
Goodmans Axiom 150 Mk. II	£10 5 6	23/7	£2 5 6	16 8	11/1
Goodmans Audiom 60	£8 12 6	19/3	£1 12 6	13/7	9/4
Tannoy 12in. Dual Concentric	£27 10 0	67/8	£5 10 0	42/2	29/4
Wharfedale Loudspeaker Super 5	£6 13 3	14/3	£1 13 3	10-	6/8
Wharfedale Super 8/CS/AL	£6 13 3	14/3	£1 13 3	10-	6/8
Wharfedale W.10CSB	£12 6 6	26/10	£2 6 6	20-	13/4
Wharfedale W.15CS	£17 10 0	44/-	£3 10 0	27-	18/8
Wharfedale Super 12 CS/AL	£17 10 0	44/-	£3 10 0	27-	18/8
Lowther F.M.2	£35 0 0	86/10	£7 0 0	53/8	37/4

AMPLIFIERS AND PRE-AMPLIFIERS

Leak T.L.10	£17 17 0	0 43/2	£3 11 6	27/5	19/-
Leak Four-One Pre-amplifier	£10 10 0	0 22/-	£2 2 0	17/6	11/8
Quad Mark II Amplifier	£22 1 0	0 53/9	£4 8 0	33/8	23/5
Quad Mark II Pre-amplifier	£19 19 0	0 48/1	£4 0 0	30/7	21/3
Goodsell G.18 Williamson	£33 15 0	0 83/5	£6 15 0	51/8	36/-
Goodsell G.W.12 Williamson	£27 10 0	0 67/6	£5 10 0	42/2	29/4
Goodsell C.R.500 "O" Core	£23 8 0	0 57/1	£4 8 0	36/5	25/4
Goodsell F.V./E.C. Pre-amp	£14 14 0	0 34/9	£2 14 0	23/-	16/-
Goodsell F./E./A. Pre-amp	£20 0 0	0 48/7	£4 0 0	30/8	21/4
Rogers Mark II Baby de Luxe	£14 0 0	0 33/3	£2 16 0	21/5	14/10
Rogers Mark II Junior Pre-amp	£9 0 0	0 20/5	£1 16 0	15/4	10/3
Pye P.P.91	£29 8 0	0 72/5	£5 18 0	35/4	24/7
Pye P.P.91A	£12 12 0	0 29/5	£2 12 0	19/2	13/4
Paraphonic 25-watt Ultra lin	£45 0 0	0 112/5	£8 0 0	69/-	46/11
G.E.C.	Details on application. Complete kits available				
Mullard	from stock.				



Radiogram cabinet to match. Dimensions 20in. x 21in. x 36in. high. Cabinet only (inc. tax) £36.

Equipment cabinet to match for Tape Recorder or record storage. Dimensions 20in. x 21in. x 36in. high. Cabinet only £27.

MOTORS AND PICKUPS

Connoisseur 3-speed motor	£23 8 11	57/2	£4 8 11	36/5	25/4
Connoisseur 3-speed motor with pick-up and 2 heads	£32 14 5	80/10	£6 14 5	49/10	34/8
Garrard Model B.C.30	£19 6 7	46/9	£3 6 7	30/8	21/4
Garrard B.C.90	£22 9 0	54/8	£4 9 0	34/6	24/-
Garrard T/A	£10 16 0	0 25/-	£2 2 0	16/2	11/3
Collaro Transcription Motor 2000	£18 9 6	31/8	£2 9 0	21/1	14/8
Collaro Transcription Motor 2010 with studio pick-up	£18 5 3	44/-	£3 15 3	27/9	19/8
Monarch auto-changer	£16 10 0	0 39/5	£3 6 0	25/3	17/7

TUNER AND F.M. UNITS

Goodsell S.P.1	£9 17 6	6 22/5	£1 17 6	6 15/4	10/8
Goodsell F.M. Unit	£24 17 6	6 61/-	£4 17 6	6 33/4	26/8
Chapman 84	£16 0 0	0 38/4	£3 0 0	0 24/11	17/4
Chapman F.M. Unit	£21 0 0	0 51/1	£4 0 0	0 32/7	22/8
Chapman 86B8	£44 0 0	0 109/10	£9 0 0	0 87/1	46/8
Lowther D.T.4	£33 0 0	0 81/9	£6 12 0	0 50/6	35/1
Lowther D.T.5	£45 0 0	0 112/5	£9 0 0	0 69/-	46/11
Lowther F.M. Unit	£27 18 6	6 68/8	£5 18 6	6 42/2	29/4



Corner reflex cabinet to match Radiogram cabinet and equipment cabinet. Dimensions 30in. x 15in. x 36in. high. Cabinet only £17/10/-.

Wherever you are, at home or overseas, we can ship your order or answer your queries. The quality is truly "out of this world" . . .

. . . but we've got it at Croydon

CLASSIC ELECTRICAL CO LTD

352-164 LOWER ADDISCOMBE ROAD · CROYDON · SURREY TEL · ADDISCOMBE 6061-2

A Grand Combination

INTERNAL QUALITY — EXTERNAL BEAUTY



**G.E.C.
METAL CONE
SPEAKER**

£8 . 15 . 0
Carriage 2/6

**OCTAGONAL
SPEAKER CABINET**

£12 . 10 . 0
Carriage 10/-

**MATCHING CABINET
FOR AMPLIFIER**

£12 . 10 . 0 Carriage 10/-
In Walnut Mahogany or Weathered Oak



**OSRAM 912
AMPLIFIER**
Kit Price £22 . 2 . 9
Carriage 5 -



★ "I have completed tests on the sample octagonal Cabinet which you brought over to us recently and find that it fully meets the G.E.C. specification. It is extremely satisfactory in all respects."
—F. H. BRITAIN, RESEARCH LABORATORIES, G.E.C. LTD., WEMBLEY.

TELE-RADIO (1943) LTD

189 EDGWARE ROAD

LONDON, W.2

Phone : PAD 4455/6

Shop hours: MONDAY—SATURDAY 9 a.m. to 6 p.m.

THURSDAY 9 a.m. to 1 p.m.

NEW! AMAZING "SELF-BUILD" FURNITURE



Superb quality—easy to assemble

**NO SKILL NEEDED!
NO SPECIAL TOOLS!**
Anyone can easily assemble one of these kits and **SAVE POUNDS!**



Think of it! Quality furniture—mainly in **SOLID Oak, Walnut or Mahogany**—so cleverly designed that you can easily put it together yourself and save pounds. Positively no skill needed. Everything tongued, grooved, dovetailed and satin-finished, ready for instant assembly. It's easy, it's fascinating, and you get superb quality furniture at really astonishing prices.

THIS BOOK WILL TELL YOU

Find out about this exciting new idea by sending for illustrated book, "I Made It Myself!" Full specifications of the timber used and details of 30 Kits, including ideal gifts like Occasional Tables, Bookcases, Cots, Child's Desk and Chair, Tea Trolleys, Nest of Tables, Bathroom Furniture, Needlework Cabinets (every woman wants one!), Kitchen cabinets, etc., real photos, dimensions, and 100 per cent. Satisfaction or No Charge Guarantee. Send for this intriguing book now—**FREE** and without obligation.



FREE! SEND NOW

YES... please send me Free Book and details of Easy Payments.
Write if you prefer not to cut page.

NAME.....
ADDRESS.....



FURNI-KIT (Dept. W.S.4)
29/31, WRIGHT'S LANE, LONDON, W.3

Parts fit like magic! No skill needed!



Quartz Crystals of any shape and size cut and ground precisely to specification and coated, if required, with Gold, Silver, Aluminium or Rhodium, etc.

BROOKES CRYSTALS LTD

Suppliers to Ministry of Supply, Home Office, B.B.C., etc.

EARLSWOOD STREET, GREENWICH, LONDON, S.E.10
Phone : Greenwich 1828


Grams : Xtals Green, London.

Cables : Xtals, London

S.S. White

REMOTE CONTROL FLEXIBLE SHAFTING

in product design

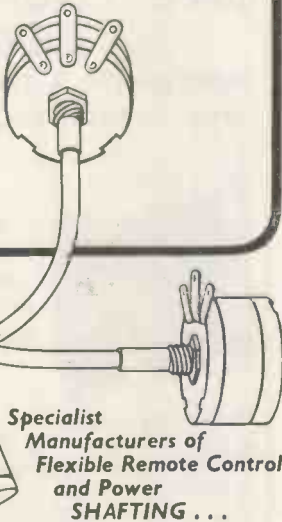


Flexible Remote Control Shafts meet a definite need in product design which no other mechanical elements or combination of elements can meet as simply and economically.

They offer such notable advantages for remote control and coupling that it will pay to consider them whenever one of these problems arises.

TECHNICIANS AND DESIGNERS

The S. S. White Flexible Shaft Handbook which gives full information on the various aspects of Flexible Remote and Power Controls is obtainable upon request.



Specialist
Manufacturers of
Flexible Remote Control
and Power
SHAFTING ...

THE S.S. White
CO. OF GREAT BRITAIN LTD.
INDUSTRIAL DIVISION

BRITANNIA WORKS, ST. PANCRAS WAY, LONDON, N.W.1
Telephone: EUSton 5393



Estd.

1925

EASY

TERMS

LEAK QUALITY EQUIPMENT
for the Connoisseur

The amazing New
"TL/10" AMPLIFIER and
"POINT ONE" PRE-AMPLIFIER



SENT FOR
60/-
DEPOSIT

This 10-watt amplifier maintains, in every respect, the world-renowned LEAK reputation for precision engineering, fine appearance, and fastidious wiring. The Pre-amplifier will operate from any well-known pick-up, whether crystal, moving iron or moving coil. Provision is made for Tape Recorder and Play back and, as an exclusive feature, readily accessible jacks are provided on the front panel for instantaneous use.

See maker's advt. p. 95 for full technical specification.

The total Cash Price for these Two Units is £28.7.0. Our **NEW EASY TERMS** are £3 Deposit with order and 14 monthly instalments of 40/- (carriage and crate free).

If you require **FINEST QUALITY REPRODUCTION** together with **WORKMANSHIP** of the **HIGHEST ORDER** your choice must be



The very latest
LEAK DYNAMIC PICK-UP
with detachable heads is now available from stock.


The L.R. SUPPLY COMPANY LTD.
BALCOMBE Telephone: Balcombe 254 **SUSSEX**

Z & I AERO SERVICES LTD



TF-517F

UNIQUE
OFFER OF
MARCONI
SIGNAL
GENERATORS



TF-390G

TF-390G 16-150 Mc/s	£45.0.0
TF-390G/7 4-100 Mc/s	£30.0.0
TF-517F/1 150-300 Mc/s and 18-58 Mc/s	£25.0.0
TF-517F/1 130-260 Mc/s and 18-58 Mc/s	£25.0.0

Delivered free in U.K.
for orders of two or
more.

Also, FM-AM, 0.4-60 Mc/s, TF-144F and G, 85 Kc/s-25 Mc/s and many other types of Laboratory and Test Equipment.

All this equipment is guaranteed to be in perfect operating condition, with correct calibration charts. This exceptional offer enables Laboratories, Radio Service Engineers and Amateurs to acquire high class test equipment at a fraction of its original price.

Should you wish to view the above signal generators, please write or phone to :-

Z & I AERO SERVICES LIMITED

19, BUCKINGHAM STREET, LONDON, W.C.2

Telephone : TRAFalgar 2371/2

PLEASE WRITE FOR FULL CATALOGUE OF TEST, RADIO AND AIRCRAFT EQUIPMENT.

SOLDERING

SAFE—SIMPLE—SPEEDY

with the sensation
NEW



70/-
Post free

PRIMAX—

- ★ **BALANCED GRIP SOLDERING GUN**
Specially designed for easy soldering on hard-to-reach jobs. TRIGGER CONTROL. Now in an unbreakable case.
- ★ **EXCLUSIVE ALLOY TIP**—never needs re-tinning, lasts indefinitely under normal use.
- ★ **INSTANT HEATING**—Ready for soldering in 6 seconds.
- ★ **COMPACT LIGHTWEIGHT**—slips into your pocket or toolkit, weighs only 24 ounces.

The PRIMAX-SOLDERER is the ideal tool for any RADIO-TV-TELEPHONE mechanic or amateur. Just the tool for service calls and small jobs on the bench. The Primax-Solderer works on a different principle from that of commonly known soldering irons. A current of high amperage produced in the transformer will heat the soldering tip within 6 seconds. Available 110, 200/220, 220/250v. 50 cycles, 60w.

ONE YEAR'S GUARANTEE

Sole Distributors:—

S. KEMPNER, 19 Ebury Street, London, S.W.1

Tel.: SLOANE 2447 & 3586 • Through wholesalers & retailers

GIVE YOUR WINDINGS A GOOD LIFE

IMPREGNATE WITH A BLICKVAC
HIGH VACUUM IMPREGNATOR



Full range of models available to meet the needs of

- ★ The large-scale Producer.
- ★ The Research Laboratory.
- ★ The small Rewind Shop.

BLICKVAC UNITS MEET THE MOST STRINGENT SPECIFICATIONS.

Outstanding features:

- ★ Ease in Control.
- ★ Simple attachment of auxiliary autoclaves.
- ★ Best quality fittings.
- ★ Fully demountable to facilitate cleaning.

UNEQUALLED FLEXIBILITY AND PERFORMANCE.

Units available for:
VARNISH
WAX

BITUMEN
POTTING RESINS

If your problem is Coil Impregnation

CONSULT BLICKVAC

Write today to

HAMILTON ROAD WORKS, HAMILTON ROAD, S.E.27

Associated with Blick T.me Recorders Ltd., Blick Engineering Ltd.

for

SELENIUM RECTIFIERS

consult



WHETHER the need is for a single unit or a supply running into thousands . . . if it's a Selenium Rectifier that must fulfil critical requirements and maintain its characteristics over long periods . . . the answer is to be found with Electrix.

- Electrix Rectifiers are characterized by their cool running and consistent long-life conformity to stated specification.
- Manufacturers, Traders and Electronic Engineers, send us your specific requirements.
- Your needs may possibly be met from "standard" types, or
- "To specification" models can be quickly prepared.
- Quotations by return . . . and deliveries a matter of days only.
- We welcome export enquiries.

Here are some typical "standard" full-wave types each

Output 12/15 Volts D.C. 1 Ampere.	List Price	9/-
Output 12/15 Volts D.C. 2.5 Ampere.	"	13/6
Output 12/15 Volts D.C. 4 Ampere.	"	22/6
Output 12/15 Volts D.C. 6 Ampere.	"	35/-

Trade Supplied

- Heavy duty rectifiers with say 230/250 volts A.C. input and 220 volts D.C. output a speciality.
- We use only freshly manufactured selenium plates and components, no ex-W.D. materials whatsoever

HOUSEHOLD ELECTRIX LTD

47-49 HIGH ST., KINGSTON-ON-THAMES

Telephone: KINGston 4585

TRUVOX

TAPE RECORDING AMPLIFIER


TYPE C



16 GNS
LIST PRICE

Expressly designed to correctly operate the TRUVOX Tape Deck Mk. III—for Recording and Playback through a 3 ohm speaker, also supplying power for erasure and biasing. Additional facilities are as (a) a pre-amplifier to feed a power amplifier for the playing of recordings at greater than normal volume (for auditorium purposes, etc.); (b) a pick-up amplifier to operate a loudspeaker direct from a gramophone pick-up; (c) a two-station radio receiver for direct listening or recording with a TRUVOX Radio Jack.

Three Input Jacks. Output: 4 watts output at 3 ohms. **Oscillator:** Fixed frequency at approximately 45 kc/s. at high impedance. **Erase voltage** at least 150 v. **Bias** 80 v. approx. **Level indication** by Magic Eye. **Hum level:** 50 db down at 4 watts. **Frequency Response:** Fixed recording characteristic. Variable replay characteristics. Fixed level response as pre-amplifier. With TRUVOX heads and modern tapes, gives a substantially level response from 70-10,000 cps. **A.C. supply mains** 110-250 v.



TAPE DECK MARK III U

22 GNS
List Price

Now available with BSS sense of tracking. Suitable for playback of new pre-recorded tapes. Three-motor drive. "Drop-in" Tape loading. Push-button control, electrically and mechanically interlocked. Separate push-button brake. "Fast-forward" and "fast rewind" without tape wear. Silent drive eliminating "wow" and "flutter." Half-track working, and two tape speeds of 7½ inches per second, or 3¾ inches per second. Visual playing-time indicator. With a suitable amplifier, the equipment covers a frequency range from 50-10,000 c.p.s. at 7½ inches per second.



TRUVOX LIMITED

HARROW MIDDLESEX

Sales Office: 15 Lyon Road, Harrow, Middlesex. Telephone: Harrow 9282
 Technical & Service Depts.: 328 The Broadway, Station Road, Harrow, Middlesex. Telephone: Harrow 4455

Great Britain's Valve Mail-Order House

One Year's Guarantee

IR5	16/5	12A77	22/1
IR5	16/5	12AU7	22/1
IT4	14/6	12AX7	22/1
384	14/6	128AGT	20/2
3V4	14/6	128K7GT	
01A	7/4		16/5
1A4	13/3	128Q7GT	
1B4	13/3		15/1
1F4	10/2	25L6GT	18/5
1E5G	12/-	32Z5GT	13/3
1F5G	11/4	50L6GT	18/5
1J6G	12/-		10
6Y3GT	13/3	80	12/3
6A4	15/1	80	13/3
6AL5	11/4	81	18/11
6AQ5	11/5	71A	8/10
6AT5	15/1	112A	12/-
6AU6	22/1	1A7GT	18/11
6BA6	16/5	1C5GT	14/6
6X4	13/3	1H5GT	14/6
6J6	31/6	1N5GT	14/6
68A7GT	20/2	3A4	18/11
68K7GT	16/5	3A5	31/6
68Q7GT	15/1	6X5G	13/3
6V8GT	16/5	1561(1W4)	
7E7	14/6		
AZ1	13/3	EK32	22/8
AZ11	13/3	EL3(N)	20/2
AZ50(DW4)	13/3	EL33	16/5
	13/3	EL37	22/1
CB11	22/1	EL38	25/2
CL4	20/2	EL41	16/5
CX1	13/3	EM1	16/5
EB41	11/4	EM4	16/5
EB91(6AL5)	11/4	EM34	16/5
EB33	15/1	GZ34(GZ33)	
EB11	22/1	EY51	25/2
EBF80	18/11	EZ40	13/3
ECC40	22/1	EZ41	13/3
ECH3	22/8	PY80	15/9
ECH25	20/2	PY81	18/11
ECH42	20/2	PL82	13/3
ECL80	23/4	PL81	16/5
EP9	19/6	PL82	16/5
EP37A	22/1	UBC41	15/1
EP39	16/5	UBL21	20/2
EP40	22/1	VCH21	20/2
EP41	16/5	UF41	18/5
EP50	22/1	UL41	18/5
EP80	22/1	UY41	13/3
EP91	22/1		Post 9d.

SALE (2,000 101 TYPES) VALVES FROM 2/-

01A	2/-	6F32	6/-
1B4	3/-	4T8P	5/-
1H6	3/-	138PA	5/-
1LN5	7/-	41MTL	3/-
2A6	2/-	71A	2/-
2A7	3/-	2028TH	8/-
2B7	2/-	220PT	4/-
6F7	6/-	ACHLDDDB	6/-
6J7	5/-	EP6	17/6
9D2	7/-	KT263	5/-
12A	2/-	M8P4	5/-
128F5	6/-	MSPen	5/-
21	2/-	MSPenB	5/-
34	3/-	P2	2/-
35L6	8/-	P215	2/-
48	4/-	PM12M	3/-
50Y6	8/-	PM24A	7/8
954	2/-	SP13	4/-
11726	7/-	VPL3C	7/-
4T8A	6/-		Post 9d.



TAYLOR METERS on EASY TERMS ask for Catalogue

RADIO STETHOSCOPE



A novel device aptly called a Radio Stethoscope is described in a recent edition of the "Radio Constructor." With it in most districts a receiver can be checked from the grid of the first valve right through to the output. It is a complete fault-finder. The only parts needed to make the simple circuit tracer are a pair of crocodile clips, a germanium crystal, and a paper tubular condenser, and we will supply whole outfit for 6/6, post free, and with each outfit we will give reprint of the article as it appeared in the "Radio Constructor."

Deposit and Monthly 10/-

AC ELECTRIC PAINT SPRAYER. Just plug in and spray. Easier than a brush and twice as fast. Post 2/-.



2/- Ceiling Adaptor Free. Electric PAINT STRIPPER. Outdates blow lamp. It's a unique foolproof electric tool. Easier and faster. Clean and safe. Old paint goes like magic. Cost 1/3 per hour. A.C./D.C. Complete. Guaranteed.

RADIO BULLS VALVES 246 HIGH ST. MARLBOROUGH N.W.1

TUBES 20/- VCR 97 NEW



EMISCOPE Type 4/1 3" Electrostatic 20/- 12" Type 511 Electrostatic same base as VCR 97 £4-10-0

Giving equivalents of British and American Service and Cross Reference of Commercial Types with an Appendix of B.V.A. Equivalents and Comprehensive Price List. We have still some Valves left at very old Budget Rates (33 1/3%) which are actually sold at the old price. (1951 rate).

ROD Antennas. 1ft. sections interlocking and extending, copper plated steel. BARGAIN. 2/6 dozen.

B.T.H. GERMANIUM CRYSTAL DIODE. Complete with Blueprint and operating instructions. 2/-

7/6 REDUCED FROM 21/- 7/6

Pre-heated Electric Soldering Irons. 24 v. 36 Watts. Press button switch fitted. Corrosion-free Bit. Specially designed for fine work. Limited quantity.

"2000" AUTOMATIC BLOWLAMP

Burns methylated spirit. Completely Automatic. Absolutely safe. Suitable for all kinds of tinman's and silver soldering, glass bending etc. 2,000 deg. Fahrenheit flame. Post 9d.

Pre-heated Electric Soldering Irons. 24 v. 36 Watts. Press button switch fitted. Corrosion-free Bit. Specially designed for fine work. Limited quantity.

Pre-heated Electric Soldering Irons. 24 v. 36 Watts. Press button switch fitted. Corrosion-free Bit. Specially designed for fine work. Limited quantity.

Pre-heated Electric Soldering Irons. 24 v. 36 Watts. Press button switch fitted. Corrosion-free Bit. Specially designed for fine work. Limited quantity.

Pre-heated Electric Soldering Irons. 24 v. 36 Watts. Press button switch fitted. Corrosion-free Bit. Specially designed for fine work. Limited quantity.

Pre-heated Electric Soldering Irons. 24 v. 36 Watts. Press button switch fitted. Corrosion-free Bit. Specially designed for fine work. Limited quantity.

SERVICE SHEETS The one you require enclosed if available in a dozen assorted of our best choice. 10/6.

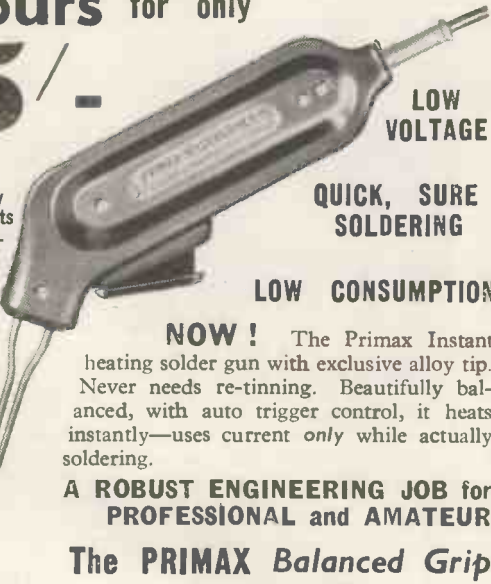
Yours for only

5/-

deposit and 6 monthly payments of 12/-

Postage, packing & insurance 1/6d.

Cash Price 70/-



LOW VOLTAGE

QUICK, SURE SOLDERING

LOW CONSUMPTION

NOW! The Primax Instant heating solder gun with exclusive alloy tip. Never needs re-tinning. Beautifully balanced, with auto trigger control, it heats instantly—uses current only while actually soldering.

A ROBUST ENGINEERING JOB for PROFESSIONAL and AMATEUR

The PRIMAX Balanced Grip Solder Gun

220/250 V. A.C. only 50/60 C.P.S.

Obtainable on the above terms ONLY FROM

Dept. L 65 AUSTIN, KAYE & CO. LTD.

408 STRAND, LONDON, W.C.2



INSULATED SLEEVING

Heat, shock and moisture proof. Diameters from 0.5 mm. to 30 mm. in 36" lengths. It is manufactured in all colours and bi-colours.

SPICERS LIMITED

19 New Bridge St., London, E.C.4. Tel.: CENTral 4211

The superlative performance of the "CONCERTONE" recorder is a reflection of the high standard of workmanship in the instrument. Of British manufacture, employing a tape mechanism made by the company in its own precision machine shop, the "CONCERTONE" embodies all features essential to a first-class instrument.

If you would like further details of this really high fidelity recorder see your dealer to-day. In the event of difficulty, write enclosing a S.A.E. Due to the large volume of orders taken during the Radio Show, there is 21 days delay in despatch. The "CONCERTONE" is worthy of the title British Manufacture, and well worth waiting for.

THE *Concertone*
MAGNETIC RECORDER



48 GNS COMPLETE • 12 MONTH WARRANTY
H.P. 130/- Deposit • 24 payments of 50/- • 2 year warranty

Abridged Specification
Tape speeds, 7½ in. and 3¾ in./sec. Fast Forward and Rewind. Self-compensating Servomatic brakes. Single slot loading. Position scales. Inputs Mic., Rad. and Gram. Frequency response 7½ in./sec., 50-10,000 cps. within 3db. 3¾ in./sec. 50-6,000 cps. within 5db. Bias freq., 51 kc/s. Half track recording. Interlocked controls Wow and Flutter not more than 0.2% max (completely inaudible). Recording to International Standard. Cabinet—Blue and Grey rexine. Storage for Mic. and Mains lead. Detachable lid. Gross weight, 26 lbs. For 200/250 v. A.C. ONLY.



FISHER ELECTRONICS COMPANY LTD.

70, BREWER ST., LONDON, W.1. Phone: GER 3376

TRADE & EXPORT ENQUIRIES WELCOMED.

Open on Saturdays 10—5, Weekdays 9—6 p.m.



Connoisseur

with *DIAMOND STYLUS!*

The **SUPER LIGHTWEIGHT PICK-UP** can now be supplied to order—

with an armature system fitted with diamond stylus. Price complete with one head (either Standard 78 r.p.m., or Microgroove, 33½ and 45 r.p.m.) fitted with diamond stylus £7.12.9d. plus Purchase Tax £2.9.0d. Each additional head £5.12.9d. plus Purchase Tax £1.16.2d. Replacement armature system fitted with diamond stylus £3.13.0d. plus Purchase Tax £1.3.5d.

Existing model with sapphire system still available.

3 SPEED MOTOR

New Price :
Retail Price .. £17 15 0
Purchase tax .. 5 13 11
Total Price .. £23 8 11



3 HEAD PICK-UP



3 SPEED MOTOR



Facsimile in Sound

A. R. SUGDEN & CO. (ENGINEERS) LTD.

WELL GREEN LANE, BRIGHOUSE, YORKSHIRE. Tel.: HALIFAX 69169
Telegrams: "Connoisseur, Brighouse"

OVERSEAS AGENTS: S. Africa: W. L. Procter (Pty) Ltd., 63 Strand Street, Cape Town. Australia: J. H. Magrath & Co. Pty. Ltd., 208 Little Lonsdale Street, Melbourne. Canada: The Astral Electric Co. Ltd., 44 Danforth Road, Toronto 13, Ontario. New Zealand: Turnbull & Jones Ltd., Head Office, 12/14 Courtenay Place, Wellington. Hong Kong: The Radio People Ltd., 31, Nathan Road, Hong Kong. Malaya: (Main Distributors) Eastland Trading Co., 1 Prince Street, Singapore. U.S.A. (Main Distributors): Danby Radio Corporation, 2042 Chestnut Street, Philadelphia, 3, Pa. Audio Supply Laboratories, Nickels Arcade Buildings, Ann Arbor., Michigan.

Opportunities for Engineers with the Guided Missiles Division of 'ENGLISH ELECTRIC'

The Guided Missiles Division of The ENGLISH ELECTRIC Company Limited, Luton, now wishes to fill a wide variety of vacancies. In particular, the following are required:

- Radio and Radar systems Engineers
- Circuit Development Engineers (including work on transistors)
- Engineers to design & engineer micro-wave equipment
- Instrumentation Engineers with transducer design experience
- Engineers for Field Trials Radar and Communications equipment (including some vacancies for Australia)

Houses are available for some of the Senior Engineers.

There are also vacancies for Intermediate and Junior Engineers and Laboratory Assistants.

All these offer splendid opportunities for promotion in this new Industry.

Engineers should be Honours Graduates or have technical qualifications to H.N.C. or equivalent standard together with relevant experience.

Applications, quoting SA54, should be sent to Dept. CPS, 336/7 Strand, WC2.

'ENGLISH ELECTRIC'

'ENGLISH ELECTRIC' MARCONI NAPIER

Now Open

The Walk-around Shop

52, TOTTENHAM COURT ROAD, W.1.

(A few minutes from Lyons Corner House)

Here's a new idea in buying your equipment. Just walk around and take your choice—in your own good time—of a wide selection of surplus items. Come and pick your bargains. Note the price tickets.

COSSOR GANGING OSCILLATORS MODEL 343
BEAT FREQUENCY OSCILLATORS
MULTI-RANGE TEST METERS
and numerous other items.

A large and varied stock of
RADIO VALVES, COMPONENTS, RECEIVERS,
TRANSMITTERS, ETC.

AIRCRAFT GENERATORS, MOTORS, CUT-OUTS,
SOLENOIDS, DIMMER SWITCHES,
TERMINAL BLOCKS, PUMPS, ETC.


PROOPS BROS. LTD.

Open all day Saturday. LANgham 0141.

We also have a Walk-around shop at:—

39, CAMBRIDGE ROAD, KINGSTON-ON-THAMES.
KINGston 4614.

M O T E K



TWO SPEED—SIMPLE PUSH BUTTON
CONTROL

THE NEW K6 UNIT

List Price **19 GNS.**

SEE AND HEAR IT AT
YOUR LOCAL DEALER

MODERN TECHNIQUES

138-144 Petherton Road, London, N.5

Tel. : Canonbury 5896

FERGUSON

RADIO CORPORATION LTD

require

JUNIOR and SENIOR DEVELOPMENT ENGINEERS

for their well equipped
and conditioned Laboratories
at

S P E N N Y M O O R

The qualifications are initiative, sound technical experience in the field of electronics, including television, radio and test equipment. Permanent progressive posts offering exceptional promotion and prospects. Entrance to Pension and Life Assurance Fund.

Write stating age, experience etc., to:—

**PERSONNEL MANAGER,
FERGUSON RADIO CORPORATION LTD
GT. CAMBRIDGE ROAD, ENFIELD, MIDDX**

WE PAY TOP PRICES

FOR
AMERICAN SURPLUS
ELECTRONIC EQUIPMENT

LOOK AT THESE EXAMPLES

For equipment in good condition

Receiver, R54/APR4, complete.....	£200
Transmitter, ET4336.....	£110
Test Set, TS13.....	£100
Frequency Meter, TS175/U.....	£80
Frequency Meter, BC221.....	£28
Receiver, BC348R.....	£25
Receiver, R89/ARN5.....	£25

We pay similar remarkable prices for—

- RECEIVERS.** R111/APRS, R5/ARN7, AR88D, BC348, CR91.
- TRANSCEIVERS.** ARC1, TCS, BC800, RT1/APN2.
- TRANSMITTERS.** T11/APN3, ART13.
- INDICATORS.** ID17/APN3, BC1151, BC1152.
- TEST SETS.** Any unit with prefix "TS" also IE19, I-208, BC713A/BC714A.
- MODULATORS.** BC1091, BC1142.
- SYNCHRONISER.** BC1148.
- POWER UNITS.** RA34, RA42, RA62, RA88, RA90, MG149, PE158, DM28.
- TUNING UNITS.** TN17, TN18, TN19, TN54, TU57, TU58, TU59.
- CONTROL GEAR.** BC1150, BC1145, JB91, JB95, JB98, JB102, C45-ARCI.

And almost every American made unit even if not mentioned above.

Phone us immediately, transfer charge.

TO HAMS WHO PURCHASED BC348, BC342, BC312, etc. Post to us all the bits and pieces which you removed, i.e., plugs, sockets, dynamotors, etc. We will pay you several pounds for this junk. You need not write; just send it.

TO OVERSEAS BUYERS

We have the largest stock in Europe of American Government surplus electronic equipment and we would be pleased to quote by return of post against your enquiries. The following are a few examples only of the equipment which we can supply from stock.

ET4336	Transmitter
SCR720C	Search Radar, complete
BC348	Receiver
ART13	Transmitter

Deal with the firm that has been established for twenty-five years.

ALTHAM RADIO CO.

JERSEY HOUSE, JERSEY STREET
MANCHESTER 4

Telephone: Central 7834/5/6



14 reasons why those concerned with recorded sound choose

FERROVOICE

MAGNETIC RECORDING TAPE


- 1 Does not curl—lies flat on the transducer head, giving better frequency response; and smooth tracking.
- 2 Has the lowest possible surface friction—reducing wear on transducer heads, and guide pillars.
- 3 Has the best possible dispersion of oxide particles, free from coagulation, and flocculation ensuring low noise level.
- 4 Is correctly heat-dried to preclude "blocking" and sticking, layer-to-layer, under storage conditions.
- 5 The Lacquer is formulated to attain the maximum adhesion to the base material.

- 6 Gives the highest possible signal-to-noise ratio—excelling in high-frequency response.
- 7 Has a superlative dimensional stability—negligible stretch, and the highest possible tensile strength.
- 8 Discourages static collection during fast forward, and fast re-wind operations.
- 9 The Kraft Paper base has been selected after careful development with the paper manufacturers—flexibility, and super-calendering being prime considerations.
- 10 The Lacquers are pigmented with the highest grade powder. The individual particle size is less than one micron (0.000039 inch).

- 11 The pigment is dispersed and milled, with the highest degree of control, thus ensuring a uniform dispersion of the oxide particles within the binder.
- 12 The spools were designed to incorporate the "universal" hub, perfect balance, and negligible rotation noise.
- 13 "FERROVOICE" products are subject to continuous development by our technical staff.
- 14 "FERROVOICE" has a Coercivity of 270 oersteds (BHC) remanence = 730 gauss, when subjected initially to a magnetising force of $H = 2,000$ oersteds.

Suitable for Single or Double Track Recording. Length 1,200ft. on 7in. Diameter Spool—Frequency response 50 C.P.S. to 10 kc/s. at 7.5in. per sec. Breaking strain exceeds 4lb.

22/6 RETAIL PRICE



MAGNETIC COATINGS LIMITED

38 GROSVENOR GARDENS LONDON SW1 Telephone: SLOANE 9129

WORKS & LABORATORY: 25 DASHWOOD TRADING ESTATE LARCH ROAD LONDON SW12 BALHAM 5579

WEYRAD

STANDARD I.F. TRANSFORMERS



TYPE P.5.


A HIGH-PERFORMANCE TRANSFORMER SUITABLE FOR USE WITH A WIDE RANGE OF VALVES AND AVAILABLE FOR DELIVERY FROM STOCK IN LARGE QUANTITIES. ROBUST CONSTRUCTION AND EASE OF INSTALLATION RENDER IT OF PARTICULAR INTEREST TO MANUFACTURERS.

SIZE $1\frac{3}{8}$ " SQUARE \times $3\frac{1}{2}$ " HIGH.
 OPERATING FREQUENCY = 460 Kc/s.
 BANDWIDTH = 8 Kc/s. AT -6 db.
 "Q" AT 460 Kc/s. = 130 (NOMINAL).

SPECIAL VERSIONS CAN BE SUPPLIED TO MEET MANUFACTURERS' REQUIREMENTS.

WEYMOUTH RADIO MFG. CO., LTD.,
 CRESCENT STREET, WEYMOUTH, DORSET.

High Sensitivity DOUBLE PURPOSE METER



★ PANEL MOUNTING

Moving Coil Ranges from $15\mu A$
 Moving Iron Ranges from 5 Milliamps

Movements are independent of each other and any two ranges may be incorporated. Panel space is saved and it enables more convenient observation of inter-dependent electrical quantities. Send for prices and full specification.

BRITISH PHYSICAL LABORATORIES



RADLETT, HERTS. Tel.: Radlett 5674/5/6
 London Stockist :
 M. R. Supplies Ltd., 68 New Oxford Street, W.C.1

GOODSELL

WILLIAMSON Amplifiers (below)


Type illustrated is the GW12 fitted with large 'C' core output transformer.

Price GW18 £33 : 15 : 0

with 'C' core £38 : 5 : 0.

GW12 £27 : 10 : 0

with 'C' core £32 : 0 : 0.



TYPE PFA Pre-amplifiers (above)

The latest PFA unit is built especially for use with our range of Williamson Amplifiers. Separate bass and treble control in equaliser section. Low noise—high gain. 5 mv input. 6 valves. Price £20.



Demonstrations of all these units at B. K. Partners Ltd., 229 Regent St., London, W.1. and Classic Electric Co. Ltd., Croydon.

GOODSELL LTD.

40 Gardner Street · Brighton 1 · Sussex.

Tel. : Brighton 26735

BK

SPECIALISED LOUDSPEAKER ENCLOSURES

Some of the fine loudspeaker systems demonstrated daily on audio amplifiers by LEAK — ACOUSTICAL — GOODSELL — ROGERS — ARMSTRONG



FCR 10



FCR 8



BCH 80



WRL 12



CLR 8



MYC



HRL 9

★ H.P. TERMS AVAILABLE

These and other high fidelity equipments are demonstrated at our show-rooms : Daily 10.30 a.m. - 5.30 p.m. Saturday 10.30 a.m. - 12.30 p.m.

B. K. PARTNERS LTD.

229, Regent Street, London, W.1. (Entrance Hanover Street)

Phone : REG 7363

NEW ARCOLECTRIC SIGNAL LAMPS

For Low Voltage or Mains

Illustrated are a few signal lamps taken from our wide range. The insulation of every Arcolectric signal lamp will resist a flash test of 1,500 volts A.C.

The S.L.90 illustrated here is a typical Arcoelectric low voltage signal lampholder. It is designed to accept popular M.E.S. bulbs. The bulb is accessible from front or rear of panel. The domed plastic lens surrounded by a polished chrome bezel gives a most attractive panel appearance. This holder can be fixed in a single $\frac{3}{4}$ " hole.

The mains voltage signal lamp S.L.88/N is supplied complete with an M.E.S. neon tube and a suitable series resistance.

Write for Catalogue No. 128

ARCOLECTRIC
SWITCHES · LTD

CENTRAL AVENUE, WEST MOLESEY, SURREY · TELEPHONE: MOLESEY 4336 (3 LINES)



S.L.88/N



S.L.90



S.L.86



S.L.82



S.L.92

F.M. FEEDER UNIT

£19.19.0 INCLUSIVE

FOR USE NOW ON
TRANSMISSIONS FROM WROTHAM



6 Stage high sensitivity F.M. feeder unit with built-in A.C. power supply. Complete band II coverage. Grounded grid triode low noise R.F. stage. High stability frequency changer. 2 stages of high gain I.F. amplification. Latest type ratio discriminator using balanced diodes. Pre-set control for minimum A.M. noise. Special de-emphasis circuit. One stage of high fidelity L.F. amplification. Specially designed for F.M. reception and ease of operation.

Place your orders NOW for early delivery.

CONCERTO RECORDERS

54 Lansdowne Place, Hove, Sussex. Hove 70776

JUST PUBLISHED TRANSISTORS

and

CRYSTAL DIODES

What they are and how to use them

B. R. BETTRIDGE

(Osram Valve and Electronics Dept. of the
General Electric Co., Ltd.)

72 pages

53 diagrams and half-tones

5/-

Chapter Headings—

SEMI-CONDUCTORS

CRYSTAL DIODES AND HOW THEY WORK

TRANSISTORS AND HOW THEY WORK

GERMANIUM DIODES IN TV CIRCUITS

MISCELLANEOUS CIRCUITS FOR GERMANIUM DIODES

TRANSISTOR CIRCUITRY

PRACTICAL RADIO CIRCUITS FOR POINT-

CONTACT TRANSISTORS

MISCELLANEOUS POINT-CONTACT TRANSISTOR CIRCUITS

JUNCTION TRANSISTOR CHARACTERISTICS

JUNCTION TRANSISTOR CIRCUITS

TESTING OF DIODES AND TRANSISTORS

THE TRANSISTOR AND ITS EQUIVALENT NETWORK

UNIT CONSTRUCTED TV RECEIVERS

E. N. BRADLEY

92 pages

50 diagrams and half-tones

6/-

Full details for building units which make up into complete local or long-range receivers to suit all areas, using any tube size from 3in. to 15in. Operating and fault-finding data are included.

NORMAN PRICE (PUBLISHERS) LTD.

283, CITY ROAD, LONDON, E.C.1



Type O-120

Portable, High-Sensitivity Audio 'Scope. 4mV/cm. r.m.s.;—3 c/s to 25 Kc/s.

Two NEW
Furzehill
'Scopes!



Type O-100

Sensitive General Purpose 'Scope. Direct-coupled 'X and 'Y' Amplifiers Triggered Time-Base, Time and Voltage Calibration ;—Zero to 4 Mc/s.

**MAY WE SEND
 YOU PARTICULARS?**

Furzehill Laboratories Ltd.


SHENLEY ROAD · BOREHAM WOOD · HERTS.

Cables : FURZLAB, LONDON.

Tel.: ELStree 3940

**Bullers
 CERAMICS
 FOR INDUSTRY**

High quality material and dimensional precision are attributes of Bullers die-pressed products. Prompt delivery at competitive prices.



We specialise in the manufacture of

PORCELAIN
 for general insulation

FREQUELEX
 for high-frequency insulation

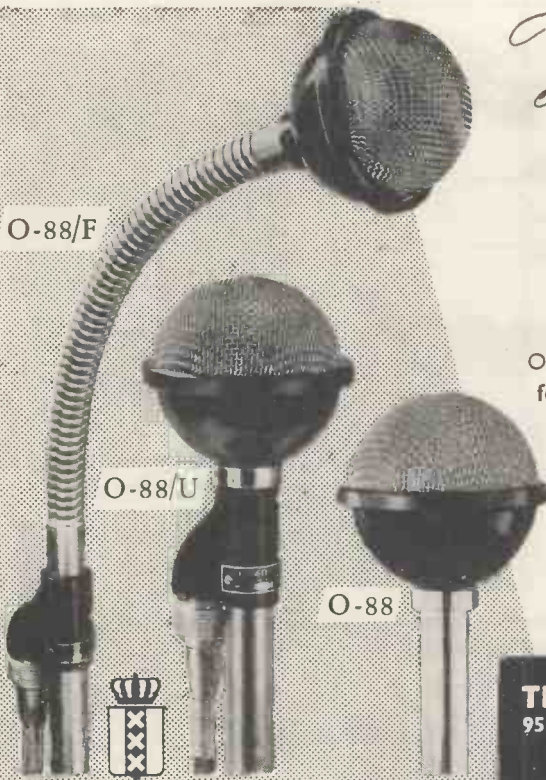
REFRACTORIES
 for high temperature insulation

PERMALEX & TEMPLEX
 for capacitors

BULLERS LIMITED

MILTON · STOKE-ON-TRENT · STAFFS

Phone: Stoke-on-Trent 22341 (5 lines) · Telegrams & Cables: Bullers, Stoke-on-Trent
 Iron Works: TIPTON, STAFFS. London Office: 6, LAURENCE POUNTNEY HILL, E.C.4.
 Phone: Tipton 1691 Phone: MANsion House 9971



O-88/F

O-88/U

O-88



FAMOUS MICROPHONES

Three popular microphones by **Ronette**



Our O-88 series has been especially developed for use with magnetic recording equipment. These microphones are equally sensitive to sound reaching it from all directions. They are obtainable with different voltage/frequency response curves, to suit your special requirements.

Ask for leaflet Nr. 508 describing our patented cartridges.

Sole Importers to Great Britain:
TRIANON ELECTRIC LTD. LONDON NW10
 95, Cobbold Rd., Willesden Telephone: Willesden 2116
 Sole Distributors for the wholesale and retail trades only:
E. & G. DISTRIBUTING CORPORATION LTD.
 33 Tottenham Court Road, London, W1 Telephone: Museum 6667

WHERE TWO ARMS ARE BETTER THAN ONE

THE **BJ** ARM



PRICE **44/11**
 Pur. Tax 15/-

OVERCOMES TRACKING ERROR

Adaptor for ACOS heads price 10/-, Pur. Tax 3/4


Ask your dealer for details.

A Magnum product made by:-

BURNE-JONES & CO. LTD.
 MAGNUM HOUSE

309-317 Borough High Street
 LONDON, S.E.1

A Triumph without precedent...



New METRIX type 460 POCKET TESTER

Outclassing all previous multimeters for performance and PRICE

COMPARE IT

- VOLTAGES: 3 - 7.5 - 30 - 75 - 300 750 Volts AC and DC.
- CURRENTS: 150 mA A - 1.5 - 15 - 75 150 mA - 1.5 A (15 A with additional shunt) AC and DC.
- RESISTANCES: 0 to 20,000 OHMS 0 to 2 MEGOHMS

* SOFT LEATHER CARRYING CASE



CIE GLE DE METROLOGIE
 ANNECY - FRANCE

EDDYSTONE

RADIO ENGINEERING OF SURPASSING EXCELLENCE



MODEL '680X' COMMUNICATION RECEIVER

30 Mc/s to 480 kc/s

USED PROFESSIONALLY IN ALL PARTS OF THE WORLD

Compare critically the Eddystone "680X" against world-wide production of similar equipment and you will find nothing to equal either the performance or the construction of this receiver at anywhere near its price level.

The solid diecast chassis ensures robust mechanical strength and rigidity and adds to the electrical screening. The large open dial is accurately calibrated and permits precise tuning and re-setting. The flywheel-controlled, geared tuning mechanism is a masterpiece

of light engineering; its perfection can only be judged by practical experience.

The "680X" has a first-class electrical specification. Fifteen valves are used; two RF and two IF stages, separate oscillator and push-pull output. Figures for sensitivity, noise, selectivity and image ratio are excellent. Frequency drift is negligible on all ranges.


The "680X" receiver is handsomely finished in polychromatic grey and has an all-round performance of the highest order.

LIST PRICE £106-0-0 EX WORKS

Please write for full specification to the manufacturers:

STRATTON & CO. LTD., EDDYSTONE WORKS, BIRMINGHAM 31

A SOUND TIE UP



A.I.D. APPROVED

"WILLESDEN" TRANSFORMERS *for all* ELECTRONIC & TELECOMMUNICATION REQUIREMENTS

WILLESDEN TRANSFORMER CO. LTD., 2a, FRITHVILLE GARDENS, SHEPHERDS BUSH, LONDON, W.12. Telephone: SHE 5819, 2714.

"You can rely on us"

We specialise ONLY in Radio Components

An example of a few of our stock lines :-

RESISTORS

Erie type 8 and 9, 6d. each.
 Morganite Type 'T' 1/2 w., 6d. ea.
 Morganite Type 'R' 1 w., 8d. ea.
 Complete range, 10 ohms to 10 mg.
 High Stability, 1/2 w. 2% (very accurate), 1/6 ea. Range 100 ohms to 2 mg.
 Wirewound 5 to 7 watt, 2/3. 10 watt, 2/9.
 New green vitreous type now available 10 watt max rating. Any value ±5k up to 100k. Minimum quantity 1 dozen of a value 25/-.

CATALOGUE No. 12
 70 page, 250 illustrations.
 Price 1/-.

CONDENSERS

1% silver micas 1/6, above 1,000 pf. 2/6.
 T.C.C. HIGH K CERAMICS
 1,000, 1,500, 2,200 PF. 1/3.
 3,300, 4,700, 1/6. 10,000, 1/9.
 3 x 1,000 pf., 1/9. 3 x 1,000, 2/9.
 HUNTS MIDGET MOLDSEAL
 .0001, .0002, .0003, .0005, .001, .002, 1/3. .003, .005, .01, .1 (200 v.), 1/6.
 T.C.C. VISCONOL
 .001 6KV, 6/- .001 12KV, 10/-.
 .001 15KV, 10/- .01 6KV, 10/-.
 .1 7KV, 20/-.

INSTRUMENTS

AVO'S IN STOCK
 D.C. Minor £5/5-.
 Universal Minor, £10/10-
 Model 40, £19/10-
 Model 7, £19/10-
 Model 8, £23/10-
 Taylor Montrose, 50/- and other Taylor instruments.
 Instruments can be supplied on H.P. Terms Please ask for details.

BOOKS

"W.W." Valve Manual, 4th Edit., 3/6.
 Amplifier manual No. 3 (containing details of Mullard amplifier), 3/6.
 Radio Gadgets, 3/6.
 T.V. Faults, 5/-.
 Oscilloscope Book, 5/-.
 Audio Amp. Handbook by Crowhurst, 3/6.
 Personal Receivers, 3/6.
 Amplifier Circuits, 2/6.
 T.V. Practice, 5/-.
 Comprehensive Book of Valve Equivalents and Service Types, 5/-.

MISCELLANEOUS

Charging Transformers 2, 6 and 12 v. 2 amp., 19/6. 2, 6 12 v. 4 amp., and 24 v. 2 amp., 22/6.
 "PANL" Black Crackle Paint (no stoving), 3/- tin.
 Transfers (best quality), No. 1 set amplifiers and receivers 3/6. No. 2 Test Equipment, 3/6.


OSRAM 912
 Parts in stock incl. G.E.C.
 8in. metal cone spkr., £8/15/-

Please add sufficient post/packing, good C.W.O. or C.O.D. Companies, etc. Monthly accounts.

RADIO SERVICING COMPANY

82, SOUTH EALING ROAD, LONDON, W.5.

Telephone: EAL. 5737



Photograph by courtesy of British Thomson-Houston Co. Ltd.

This power station control desk was supplied by us to British Thomson-Houston Co. Ltd.

We are makers of

FINE WOOD CABINETS

to the RADIO, ELECTRONIC AND ALLIED INDUSTRIES, and invite Trade Enquiries.


H. ASHDOWN

CABINET MAKER

98 HERTFORD ROAD, EDMONTON, N.9

Phone: EDM. 2621

Works: 784/792, High Road, Tottenham, N.17. Phone: TOT. 9947



EDDYSTONE COMMUNICATION RECEIVERS

Now Available on attractive Hire Purchase Terms.

Model	Cash Price	Deposit	Monthly
740	£42 15 0	£8 11 0	£3 2 10
840	£45 0 0	£9 0 0	£3 6 0
750	£68 0 0	£13 12 0	£5 0 0
680	£106 0 0	£21 4 0	£7 15 6

Instalments are for 12 months.

The model illustrated is the 740. All are for AC only operation except the 840 which is AC/DC 110/250 v. making it especially suitable for universal use. Descriptive literature on request. The relaxation of H.P. restrictions enables us to offer the above attractive terms.

Latest Eddystone component catalogue 1/-.



The **Eddystone Specialists**

SERVICES LTD.,

55 COUNTY ROAD, LIVERPOOL, 4
 Telephone: AINTREE 1445 ESTAB. 1935



A NEW range of flat subminiature directly heated valves for use in radio-frequency equipment

TYPE	DESCRIPTION:	U.S. EQUIVALENT	FILAMENT		Anode Volts	Screen Volts	Grid Volts	Anode Ma	Screen Ma	Mutual Conductance	Power Output
			Volts	Ma.							
XFR1*	R.F. Amplifier	1AD4*	1.25	100	45	45	0	3.0	0.9	2 mA/V	
XFR2*	R.F. Amplifier	5678*	1.25	50	67.5	67.5	0	1.8	0.5	1.1 mA/V	
XFR3	H.F. Triode	5676	1.25	120	135		-5	4.0		1.65 mA/V	
XFY14	Output Pentode	5672	1.25	50	67.5	67.5	-6.5	3.1	0.95	0.65 mA/V	50 mW†

* Fully screened with metallized coating. † With input signal 4.55 V. A.C. and anode load 20 kΩ.

Hivac Ltd

STONEFIELD WAY, VICTORIA ROAD,
RUISLIP, MIDDLESEX

Telephone :
Ruislip
3366

V 10

RD SENIOR

"THE FINEST IN ITS CLASS"

IN what may be termed the "top price class" the RD SENIOR Amplifier and Control Unit stand supreme. Combining complete flexibility of control with high power output they form the ideal nucleus for the more ambitious domestic high fidelity installation, in addition to being the obvious choice for Gramophone Societies, Clubs, etc., etc.



UNIQUE FEATURES: ★ High and Low Pass Switched Filters ★ All Filters and Tone Controls completely independent of one another ★ Six playback characteristics ★ Tape Record and Playback jacks on front panel ★ Illuminated translucent control panel ★ Peak Output 25 watts ★ Distortion at 15 watts less than .1 per cent. ★ C-core output transformer ★ Ultra linear output stage.

Illustrated literature describing our complete current range of products available post free on request. Trade and Export enquiries invited.

PRICE:

£43

ROGERS DEVELOPMENTS CO.

"RODEVCO HOUSE," 116, BLACKHEATH ROAD, GREENWICH, LONDON, S.E.10.

Telephone: TIDeway 1723,

Demonstration Times: Mon.—Fri. 9.30—5.30. Sat. 9.30—12.30.

Outstanding new developments in HI-FI,

Including new range of
Audio Furniture

at
Holley's

Now demonstrating: large range of Equip-
ment by:—

LOWTHER, LEAK, ACOUSTICAL,
DECCA, ROGERS, SOUND SALES, PAM-
PHONIC, TANNOY, WHARFEDALE,
EKCO, GOODMAN'S, BARKER,
CHAPMAN

HOLLEY'S RADIO, 285, CAMBERWELL ROAD, LONDON, S.E.5

Telephone: RODney 4988 Hours: 9.30-6.0 p.m. Including Saturdays, 1 p.m. Thursday.
Hire Purchase Terms Arranged, Technical Advice and AFTER SALES SERVICE



Models illustrated: "Perry" Console, 29 Gns.
"Court" Corner Cabinet, 14 Gns.

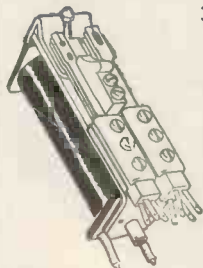
ALSO IN STOCK

G.E.C. "Metal Cone" loudspeaker	£8 15 0
Wharfedale "R.J." Cabinet	£7 10 0
Chapman F.M. Tuner, Model FM81	£21 0 0
Sound Sales F.M. Tuner. Tax extra	£15 0 0
Collaro Transcription Motor "2000"	£13 9 6
Garrard Transcription Motor "301"	£25 3 6
New B.J. Pick-up Arm	£2 19 11
Leak "Varislope" Mk. II Pre-amp.	£16 16 0
Leak Moving Coil Pick-up	£11 9 6
Armstrong Model 48 Chassis	£23 18 0
Grundig new high-fidelity tape recorder, Model TK 819 (40-14,000 cycles)	95 gns.

MANUFACTURERS

of
MAGNETIC RELAYS
POST OFFICE TYPE

3,000 and 600



Contractors to:
**H.M. GOVERNMENT AND
LEADING MANUFACTURERS**


COILS up to 80,000Ω.
CONTACTS up to 8 amps.
INSULATION up to 5 kV.

*Specialists in Tropicalisation and
Inter Services Jungle Finlsh.*

Conforming to A.I.D. and
C.I.E.M.E. standards.

PROTOTYPE Relays made to
specification.


POST OFFICE TYPE KEYS
supplied to specification.



*Speedy deliveries
Enquiries invited*

A. D. S. RELAYS LTD. Dept. W. W.
12, STORE STREET, LONDON, W. C. I.
Tel.: MUSEum 2453

hydraulically formed
BY A PROCESS
UNIQUE IN THIS COUNTRY



COMBINING THE
PROPERTIES OF

1. A compression spring capable of repeated flexing
2. A container which can be hermetically sealed
3. A packless gland


for Automatic coolant regulation: Movement for pressure change: Packless gland to seal spindle in high vacua: Reservoir to accept liquid expansion: Dashpot or delay device: Barometric measurement or control: Pressurised couplings where vibration or movement is present: Dust seal to prevent ingress of dirt: Pressure reducing valves: Hydraulic transmission: Distance thermostatic control: Low torque flexible coupling: Pressure sealed rocking movement: Pressurised rotating shaft seals: Aircraft pressurised cabin control: Refrigeration expansion valves: Thermostatic Steam Traps: Pressure amplifiers: Differential pressure measurements: Thermostatic operation of louvre or damper.

Write for List No. N.800-1

B13

DRAYTON metal bellows

The Drayton Regulator and Instrument Co. Ltd., West Drayton, Middlesex



Introducing 'UNIPIEZO'

THE NEW ELECTRO-TECHNICAL
CERAMIC BY

U.I.C.

U.I.C., pioneers in the production of technical ceramics, now present 'UNIPIEZO'—a new piezo-electric ceramic that is unequalled both in quality and performance.


Its applications in the electronic and ultrasonic fields are unlimited and it will be of interest to all who wish to convert a mechanical displacement into an electrical response and vice versa.

A standard range of 'UNIPIEZO' elements is available and special designs can be made to order.

Write for full details to Dept. MRA

UNITED INSULATOR COMPANY LTD. OAKCROFT RD. TOLWORTH, SURBITON, SURREY

Telephone: ELMBRIDGE 5241



For Reliable Power Supplies

WESTALITE

METAL RECTIFIERS

Westinghouse metal rectifiers are still leading the field as the most efficient and reliable source of DC power for radio and television. The range of units available embraces all outputs from few to thousands of milliamps at any desired voltage, and those illustrated represent but a few of the many types in common use.

For further details on Metal Rectifiers, write to Dept. W.W.11.

WESTINGHOUSE BRAKE & SIGNAL CO. LTD., 82 YORK WAY, KING'S CROSS, LONDON, N.1

THE NEW ARMSTRONG F.G. 48



8 Valves, incl. 2 double triodes. 8 watts output. Provision for using FM. adaptor. Separate Bass and Treble controls. 2 Shorts, medium and long wavebands £23 18 0
Or £8 dep. and 29/2 monthly.

F.M. UNITS by Lowther, Sound Sales Chapman and Goodsell, and components for Amos & Johnstone unit.

NEW SPEAKERS

- G.E.C. Metal cone, 6 watts output, 30 c/s.-20 kc/s. ... £8 15 0
- W.B. HF812. 8in., 5 watts, 50-12,000 cps., 3, 7½ and 15 ohms £3 5 6
- W.B. HF1012. 10in., 10 watts, 30-14,000 cps., 3, 7½ and 15 ohms £3 17 6
- W.B. HF 1214. 12in., 15 watts, 25-14,000 cps., 15 ohms £9 15 6

THE LEAK VARISLOPE II



A new low noise, low distortion two-stage feedback tone control pre-amplifier with inputs for Microphone, Tuner, Tape and most types of LP and 78 records. Treble, Bass, Slope and volume controls £16 16 0



"COLLARO" 3-sp. Studio TRANSCRIPTION DESK. Heavy duty non-ferrous balanced turntable. 100% dynamically balanced rotor assembly. Off position between each speed change. Rumble, wow and flutter free. PRICE, less pick-up and arm £13 9 6 (With Studio Pick-up £4/15/3 extra.)

"Q-MAX" CHASSIS CUTTERS
STILL the easiest and quickest way of cutting holes in SHEET METAL.

each	
1/8" or 3/8" ...	11/6
1/4" ...	12/6
3/8" or 1 1/4" ...	14/9
1/2" or 1 1/2" ...	16/6
3/4" ...	18/6
2 3/8" ...	30/-
2 1/2" ...	35/-
1" square ...	23/-
Keys, small, 10d.; medium, 1/3; large, 1/9.	



Patent No. 619178



LEAK DYNAMIC PICK-UP with diamond stylus.
Arm with LP or 78 head..... £11 9 6
Extra head £7 15 3
Mumetal cased transf. £1 15 0

MAGNETIC TAPE RECORDING.—We have everything you want. Illustrated general catalogue 6d., post free.

BERRY'S
(SHORT WAVE) LTD.

25 HIGH HOLBORN, LONDON, W.C.1
TEL HOLBORN 6231

THE "WILLIAMSON" AMPLIFIER

This is a world-wide known HIGH QUALITY AMPLIFIER, BUT high quality can **ONLY** be obtained if precision quality products as specified by the designer are used. WE can supply ALL COMPONENTS, including precision condensers and resistors, potted transformers and chokes. **EXACTLY AS SPECIFIED**, not substitutes.

- T/V TECHNOLOGY
- RADIO ENGINEERING
- ELECTRONICS
- RADIO SERVICING

There's a big future in T/V and Radio. Act now! Increase your knowledge. Back up experience with a sound theoretical background. I.C.S. offer courses of instruction in—

T/V TECHNOLOGY ● ADVANCED SHORT-WAVE RADIO ● RADIO ENGINEERING ● RADIO SERVICE ENGINEERING ● RADAR ● BASIC ELECTRONICS. FREQUENCY MODULATION.

I.C.S. will also coach you for the following examinations:—
B.I.R.E.: P.M.G. Certificate for Wireless Operators; Radio Servicing Certificate (R.T.E.B.); C. & G. Telecommunications, etc., etc.

DON'T DELAY—SEND COUPON TODAY for free descriptive booklet, stating which subject or examination interests you. Fees include all books needed. Examination students coached until successful.

Reduced terms for H.M. Forces.
Dept. 223D, I.C.S., 71 Kingsway, W.C.2.

INTERNATIONAL CORRESPONDENCE SCHOOLS.
Dept. 223D, International Buildings, Kingsway, London, W.C.2.

Please send Booklet on subject

Name..... Age.....
(Block letters, please)

Address



METERS
LARGE AND VARIED STOCKS AVAILABLE FOR IMMEDIATE DELIVERY

EXAMPLES FROM OUR RANGE OF 2½" FLUSH PATTERN MOVING COIL INSTRUMENTS (as illustrated)

- AMPERES D.C. 0-1, 2, 3, 5, 10, 15, 20, 25, 30, 50.
- MILLIAMPS. 0-1, 1-0-1, 0-5, 10, 15, 20, 25, 30, 50, 100, 250, 500.
- MICROAMPS. 0-50, 100, 200, 250, 400, 500, 750, 50-0-50, 100-0-100, 250-0-250, 500-0-500.
- MILLIVOLTS. 0-10, 25, 50, 75, 100, 500.
- VOLTS D.C. 0-1, 5, 10, 15, 25, 50, 100, 250, 500, 750, 1,000.
- VOLTS A.C. 0-5, 10, 15, 25, 50, 100, 250, 500, 750, 1,000.

We can supply meters with NON-STANDARD CURRENT and VOLTAGE RANGES to any specification. DELIVERY 7-14 days. MOVING IRON, THERMO & ELECTROSTATIC INSTRUMENTS ALSO AVAILABLE.


ANDERS ELECTRONICS LTD.
91, HAMPSTEAD ROAD, LONDON, N.W.1.
Telephone: EUSton 1639
Supplied to Government Departments, B.B.C.,
Leading Manufacturers & Research Laboratories

Delanco

REGD.

ELECTRICAL INSULATING MATERIALS

There is a "Delanco" material for every application and our tool-room and machine-shop can deal with the manufacture of the most intricately shaped components.



Vulcanized Fibre in sheet, rod, tube, strip and coil.
Presspahn and Leatheroid in sheet and coil.
Bakelite sheet, rod and tube.
Varnished Cotton and Silk Sleaving.
Machined, Stamped, Pressed parts in all materials.

Enquiries on every aspect of this trade are welcome.

ANGLO-AMERICAN VULCANIZED FIBRE CO. LTD.

CAYTON WORKS . BATH STREET . LONDON, E.C.1

Phone: CLErkenwell 3271

Industry is Solving Valve Testing Problems

WITH THE

Mullard HIGH SPEED VALVE TESTER



Industries which deal extensively with radio and other electronic equipment are finding the Mullard High Speed Electronic Valve Tester ideal for routine checks. This instrument provides the quickest method of checking large quantities of valves, and can be operated if necessary by non-technical personnel after only a few minutes' instruction. Write for full details and a copy of the folder "High Speed Testing in Industry" to Department E.V.D. at the address below.

Mullard



MULLARD LTD., CENTURY HOUSE, SHAFTESBURY AVENUE, W.C.2



with your experience of Sound Recording

YOU'LL APPRECIATE THE TECHNICAL ACHIEVEMENT OF

GRUNDIG

TAPE RECORDER TK 819

PRICE **95** GNS.
(less microphone)

Wide range Grundig Ribbon Microphone 12 gns. or unique Moving Coil Microphone, 6 gns.

**ATTRACTIVE HIRE PURCHASE
TERMS AVAILABLE.**

• THE

GRUNDIG TK 819

• With a frequency range of 40 c.p.s. to 14,000 c.p.s., the Grundig TK 819 has a high fidelity quotient never before attained in a

• Portable Tape Recorder. Besides this, it has two tape speeds, 3½ in./sec. for speech and 7½ in./sec. for music, which assure recording perfection of every inflection of voice and every subtlety of sound in music.

• Ask for a demonstration. Most Radio and Photographic Dealers stock Grundig. Or write for folder to:—

• **GRUNDIG (GREAT BRITAIN) LTD.,**
(Dept. W.W.)

• **Kidbrooke Park Road, London, S.E.3.**


(ELECTRONICS DIVISION, GAS PURIFICATION & CHEMICAL CO. LTD.)

FEATURES
INCLUDE

Simple push-button controls; Magic Eye tuning device for recording and play-back; two tape speeds giving one hour of "hi-fi" music recording or two hours perfect speech recording; built-in clock timing indicator.

DESIGNED FOR THE CONNOISSEUR OF SOUND

G168



AUDIO AMPLIFIER MODEL AC/34



A small three valve, three stage, audio amplifier for operation on 200/250 v. A.C. 50 cycles (100/125 v. to special order).

INPUT. Voltage 30 mV. Impedance 0.5 megohm.

OUTPUT 4 watts impedance 2-4 ohms.

RADIO. Power for a feeder unit is available.

MICROPHONE. Crystal pattern recommended.

PICK-UP. High-fidelity crystal types need no special matching.
High-fidelity magnetic pick-ups can also be used.

CONTROLS. Volume, Tone and on-off.

VALVES. 6SL7, 6V6, 5Y3.

CHASSIS DIMENSIONS. 7in. by 5in. by 2in.—overall height 5½in.

LIST PRICE
£7 : 10 : 0

Each Amplifier is supplied with 12 months' guarantee.

LEE PRODUCTS (GREAT BRITAIN) LTD.


Elpico House, Great Eastern Street, London, E.C.2.

REDUCE YOUR PRESS TOOL COSTS

**THE HUNTON UNIVERSAL BOLSTER OUTFIT
FOR SHEET METAL PIERCING AND
BLANKING ON FLY PRESSES**

Bolster Frame with 2 adjustable gauges and insertable steel Holders for Dies ½in. to 3½in. bore diameter.

Two Punch Holders with detachable positive-action Strippers take the complete range of Punches ½in. to 3½in. diameter.



Equip your Press with the Hunton Outfit and use inexpensive standardised Punches and Dies ½in. to 3½in. diameter, obtainable from stock—in ½in. sizes—when required.

Standardised Tools also available at short notice for Square, Oblong and other shapes, Louvre Forming (up to 8in. long), Corner Notching, Corner Radiusing, Angle Iron Notching and Piercing, etc.

Get the Outfit now—Buy Punches, Dies and Tools as you need them

Descriptive brochure and prices on request.

HUNTON LIMITED

Phoenix Works, 114-116, Euston Road, London, N.W.1

Telephone: EUSTON 1477-8-9

Telegrams: Untonexh, London

SOLDER THE MODERN WAY— BY USING A **HEAT GUARD** ATTACHMENT WITH "LITESOLD" SOLDERING INSTRUMENTS.

SPECIFICATION

PRICES

Size of Bit (Diameter)	Weight (Less Flex)	Length	Loading	Fixed Bit	Replaceable Bit	Heat Guard	Safety Shield
Fixed or Replaceable	oz.	in.	watts	£ s. d.	£ s. d.	s. d.	s. d.
$\frac{1}{8}$ "	$\frac{1}{2}$	6	12	1 19 6	1 1 6	4 6	5 0
$\frac{1}{4}$ "	$\frac{1}{2}$	8 $\frac{1}{2}$	23	1 1 0	1 4 0	4 9	5 6
$\frac{3}{8}$ "	2	9 $\frac{1}{2}$	27	1 2 6	1 5 6	4 9	5 6
$\frac{1}{2}$ "	3 $\frac{1}{2}$	10 $\frac{1}{2}$	40	1 5 6	1 8 6	5 0	6 6

You will then appreciate the many advantages obtained by using "Litesold" products. These Heat Guard Attachments used with the light, easy-to-handle instruments we manufacture, have considerably eased the intricate assembly problems encountered to-day. Follow the lead of others and use "LITESOLD" to speed production and achieve efficiency. All voltage ranges from 6/7 to 230/50 v. (State voltage required when ordering.)

CONSULT US IF YOU HAVE A SOLDERING PROBLEM. WE ARE SPECIALISTS IN SOLDERING INSTRUMENT MANUFACTURE.

LIFE TEST

(See September Issue)

The three $\frac{1}{4}$ " mains "LITESOLD" models continuously connected day and night since March 6th were still working satisfactorily when this advertisement went to press.

(Over 5,200 hours.)



Illustration shows the HEAT GUARD in use with $\frac{1}{4}$ " bit model

Sole Manufacturers and Distributors.

LIGHT SOLDERING DEVELOPMENTS LTD., 106 GEORGE STREET, CROYDON, SURREY. Tel. CROYdon 8589

CITY SALE & EXCHANGE LTD THE HI-FI SPECIALISTS

93-94 FLEET STREET, LONDON, E.C.4

Phone: CENTral 9391/2

WE OFFER THE FOLLOWING USED GUARANTEED EQUIPMENT:—

NEW EQUIPMENT IN STOCK

- Lowther corner horn with pressure unit P.M.2. £50 0 0
- Expert corner speaker with Wharfedale 15in. x 8in. units £50 0 0
- Decca corner speaker £19 0 0
- Leak TL/12 amplifier and Vari-slope pre-amp. £30 0 0
- R.D. Baby amp. and Junior pre-amp, latest model £18 0 0
- Quad I amp. and control unit £24 0 0
- Leak diamond-78 pick-up £7 10 0
- Leak diamond pick-up L/P £6 6 0
- Connoisseur super lightweight P.U. with 2 heads £7 0 0

- Leak TL/10 amplifier and Point one pre-amp. £28 7 0
- Quad II amplifier and control unit £42 0 0
- Collaro 2000 transcription motor £13 9 6
- Garrard R.C. 75 m. 3-speed auto changer ... £17 9 6

WHY NOT PART EXCHANGE
your present equipment. Write, call or phone for approximation.

EASY PAYMENTS
with 20% deposit, repayment over 18 months.

See the above apparatus demonstrated in our showrooms WITHOUT OBLIGATION.

and now



S. G. Brown

SINGLE HEADSET with BOOM MICROPHONE for :-

TELEPHONE OPERATORS
CONFERENCE INTERPRETERS
BROADCASTING TECHNICIANS

Designed with fully adjustable single earpiece and microphone. Leaves both hands free. Enables operators to listen and speak, independently.

Earpad and Microphone housings moulded from dermatitis-proof rubber. Designed to withstand very heavy wear. (Available with two earpieces if desired.)

S. G. Brown provide Head-phones and associated equipment for all known purposes. Brochure 'W' sent on request.

Telephone: **S. G. Brown, Ltd.**
Watford 7241

SHAKESPEARE STREET, WATFORD, HERTS.

(3)

The Miniature Oscilloscope with the GIANT Specification!



TYPE 2300 (Industrial Electronics)

- ★ Direct-coupled X and Y amplifiers.
- ★ D.C. to 3Mc/s. frequency response.
- ★ 7c/s to 50Kc/s time-base with a trace expansion control from zero to 15in.
- ★ Compact and portable.
- ★ Weight: 6½lb.
- ★ Size: 7½in. × 4½in. × 7½in.
- ★ 2½in. effective screen diameter.

SEND NOW FOR FULL DETAILS
to Sole Distributor —

G. A. STANLEY PALMER A.R.Ae.S.,
MAXWELL HOUSE, ARUNDEL ST., STRAND, LONDON, W.C.2
TELEPHONE: TEMPLE BAR 1610

— POLYTHENE —

H. F. EQUIPMENT

(AMBYTHENE BRAND)

COIL FORMERS
CHOKES
STAND-OFFS
FEED-THROUGHS


Send for particulars and Samples

AMPLEX APPLIANCES (KENT) LTD.
19 DARTMOUTH ROAD, HAYES, BROMLEY, KENT
(RAVensbourne 5531)
All export enquiries to
ANTEX LTD., 3, TOWER HILL, LONDON, E.C.3

We specialise in

CABINETS

The 'BEAU-BUREAU'




CONSOLE TYPE T/R CABINET
Craftsman-Built Cabinet 33in. long, 33in. high, 16in. maximum depth, 11in. minimum depth. Is most attractive; it incorporates storage space for spare spools or records. Superbly finished in two-tone walnut veneer, highly polished, robust construction.

PRICE: £15. Plus 15/- carriage, packing and insurance. Many and varied cabinets available. Pay us a visit when next in Town!

V.E.S. Send for our current monthly bulletin TRADE ONLY SUPPLIED
V.E.S. WHOLESALE SERVICES LTD.
Dept. (W.W.), 11, Gunnersbury Lane, Acton, W.3. Tel.: ACOrn 5027

A. C. SOLENOID Type SC.



Continuous 3 ozs. at ½ in.
Instantaneous to 39 ozs.

100% PRODUCTION INSPECTION

Larger Sizes Available
Also Transformers to 6kVA 3 Phase

R. A. WEBBER LTD.
18 FOREST ROAD, KINGSWOOD, BRISTOL. Phone 74085

THE WORLD'S GREATEST BOOKSHOP

FOYLES

★ ★ FOR BOOKS ★ ★

*All new Books available on day of publication.
Secondhand and rare Books on every subject.
Stock of over three million volumes.
Subscriptions taken for magazines.*

*Foyles have depts. for Gramophone Records,
Handicraft Materials, Stationery, Music.*

119-125 CHARING CROSS ROAD, LONDON, W.C.2
Gerrard 5660 (16 lines) ★ Open 9-6 (Thurs. 9-7)
Nearest Station: Tottenham Court Road

Rola Celestion

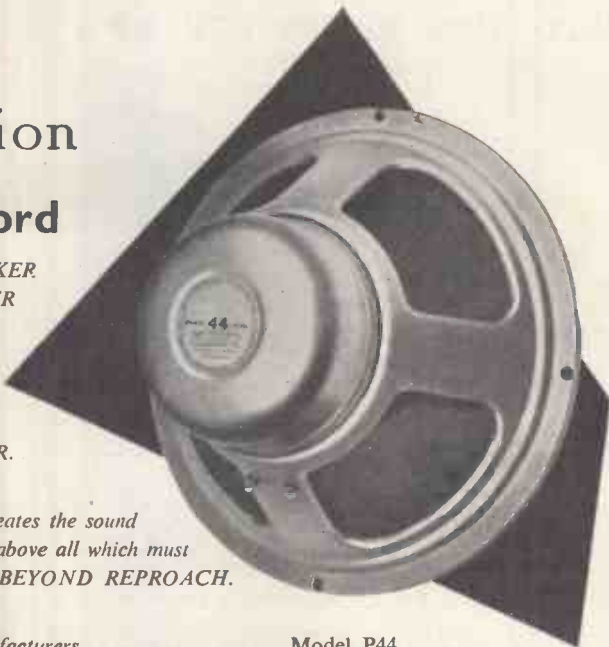
The Final Word

In all radio reproduction it is the LOUDSPEAKER which has the Final Word. It is the LOUDSPEAKER which finally determines the quality of reproduction.

The finest radio receiver in the world can only give indifferent results if fitted with an indifferent LOUDSPEAKER.

It is the LOUDSPEAKER which re-creates the sound and it is the LOUDSPEAKER above all which must be BEYOND REPROACH.

We have loudspeakers for every purpose and set manufacturers are invited to collaborate with us on all problems relating to sound reproduction.



Model P44
Lightweight 12" Loudspeaker

Rola Celestion Ltd. FERRY WORKS, THAMES DITTON, SURREY
Telephone: Emberbrook 3402-6

20th CENTURY-FOX

chose the

'CELSONIC' TAPE RECORDER

to record native music and sound effects in Africa for their CinemaScope film

"UNTAMED"

Records 3,280ft. full-track or 6,560ft. half-track giving 85 minutes play-back for music, or 170 minutes speech only (times doubled on half-track). Incorporates superimposing device. Synchroniser for tape to film available.

Write for details of this High-fidelity Recorder with studio quality at prices the amateur can afford.



Zulus listening to playback on Celsonic Tape Recorder

EXCEL SOUND SERVICES LTD

CELSONIC WORKS, GARFIELD AVENUE, BRADFORD, 8, YORKSHIRE. Tel.: Bradford 45027



BUILD THIS RADIO FOR 49/6

Build this high quality portable radio in 45 mins. Exceptionally sensitive, twin-triode circuit using unique assembly system. Can be built by anyone. Size only 6½ in. x 5 in. x 3 in. in handsome black crackle steel case, with beautiful black and gold dial panel (stations printed!). Covers all Medium and Long waves. Uses only one self-contained standard dry battery—running costs less than 1d. for 4 hrs. Luminous on/off switch. Ideal for Bedroom, Garden, Holidays, Christmas Present etc. Many unsolicited



testimonials:—Mr. J.N., of Oxted, writes: "Yesterday evening between 10 p.m. and 10.30 p.m. I counted 32 separate stations! I am very pleased with the set, which is well worth the money." Mr. W.J.B., of Acton, writes: "Radio received today, I was surprised and very pleased with the performance. For such a small set reception is very clear. The tone is perfect and the stations just roll in." Mr. G.F.F., of Ipswich, writes: "I think it is a wonderful station getter, with lovely tone and ample volume on all. Its performance is almost unbelievable, and it gives me stations I've never been able to get on my large radio." These testimonials and many others can be seen any time at address below. Send today, Cheque or CWO for 22/- (includes 2/6 packing and post), for Case, Handle, Dial Panel, Plans, Parts List, etc. or 49/6 (post free) for complete kit of parts. C.O.D. 1/6 extra. Overseas orders and enquiries welcomed.

BRIGHTON RADIO CO. (Dept. W10), 69 Preston Street, Brighton, I.

SEND THIS COUPON NOW!

To Brighton Radio Co., 69 Preston Street, Brighton, I, Sussex. I enclose cheque/POs/Cash/MO. (mark which) for 22/- (or 49/6 for Full Kit). Please send to:—

NAME [C.O.D. 1/6 extra]

ADDRESS

Please print in block letters.

For clean, noise-free recordings—the **Lee Raser** Tape De-magnetiser

Type B (up to 7" dia.) £9 10 0
Type C as illustrated, for all sizes £15 0 0



As supplied to B.B.C. and leading Recording Studios

LEEVEES-RICH EQUIPMENT LTD.

Please note new address:

78 HAMPSTEAD RD., LONDON, N.W.1. EUSon 1481

BELCLERE

MINIATURE

STANDARD INPUT TRANSFORMER



Small, efficient, low priced, size 1 in. x 3½ in. x 3½ in. overall as illustrated. Uses: For coupling inputs of 3-150 ohms to normal type pentode valves. Specification: Ratio 1-50, Primary 3.5 ohms. Secondary inductance 160 H. at 1,000 c.p.s. Range 6½ octaves ± 2 db. Finish varnish dip, encapsulated block or mu-metal screening can. Quick delivery—low price—maximum efficiency

JOHN BELL & CROYDEN, 117 HIGH STREET, OXFORD
Telephone: 47072 Cables: Belclere, Oxford.

Smith's for Technical Books



Books on the theory and practice of electronics, new developments, circuit design, and other specialized subjects can be quickly supplied through your local Smith's shop or bookstall.

Your copies of *WIRELESS WORLD* can be bound into attractive volumes; and all your stationery and printed matter supplied through our local branch.

W. H. Smith & Son
for SPECIALIZED BOOKS
HEAD OFFICE: STRAND HOUSE, LONDON W.C.2

EFTY Bowl FIRE

A KAYE QUALITY PRODUCT



Beautifully finished 10 in. diam. electric fire with highly polished aluminium bowl.

210/20/30/40v. 600/750 Watt. cast base in cream.

★
24/-

TRADE SUPPLIED Plus 9/- purchase tax ENQUIRIES INVITED Postage & Packing 2/-

Phone orders accepted.

KAYE ELECTRICAL MANUFACTURING CO. (W.W.)

Havelock Works, Havelock Place, Harrow, Middx.

Tel: HARrow 1432

H. WHITAKER G3SJ, 10, YORKSHIRE STREET, BURNLEY


Manufacturers of precision Quartz Crystals, for frequency control, in a wide variety of bases, covering all Aircraft, Shipping and Amateur frequencies. All are made to extremely fine tolerances, and have an activity pass figure as good or better than Government standard for the frequency. In addition we can undertake the calibration of your own crystals and supply certificates at nominal cost. Regrind service: Your redundant crystals can be regrind to new frequencies at an average cost of 7/6 to 10/-, depending on tolerance, or taken in part exchange. Early deliveries can be given on all types. Regrind service 7 days approx.

H. Whitaker G3SJ. Contractors to the War Office, Air Ministry, Post Office and Government Departments the world over.

AUDIO OSCILLATOR UNIT

This compact, pre-calibrated unit is eminently suitable for incorporation in any equipment requiring an accurate source of frequency covering the range 20 ~ to 20 kcs. Its power requirements are small and it is supplied complete with drilling template and all accessories required for fitting. When fitted to a high-fidelity amplifier it enables rapid checks of performance to be carried out. At a small additional cost it can be supplied with frequency coverage up to 200 kcs. Send for full details of this and other instruments, which include:

- SIGNAL GENERATOR TYPE 10, price £7/10/- (postage etc., 3/6).
- PATTERN GENERATOR TYPE 4, price £8 (postage, etc., 3/6).
- LOW FREQUENCY OSCILLATOR, price £15/15/- (postage, etc., 5/-).
- CHECKTEST, price £1/17/6 (postage, etc., 2/-).
- CALIBRATED VARIABLE CONDENSER, price £3/3/- (postage, etc., 2/-).



Price: £6-0-0
(Postage & packing 3/6)

Easy Payments Terms Available

TRADE AND EXPORT ENQUIRIES INVITED.

HOMELAB INSTRUMENTS LIMITED, 615-617, High Road, London, E.10
Phone: LEY 5651

MODERN ELECTRICS LTD.

164 Charing Cross Road, London, W.C.2.

Tel: TEMple Bar 7587.

Cables: Modcharex, London.

Export enquiries welcomed.

Immediate delivery from stock.

Prompt attention to post orders.

TAPE RECORDERS

GRUNDIG 819.....	£99	15	0
GRUNDIG TK9.....	£68	5	0
BAIRD Mk. II.....	£61	19	0
BAIRD Soundmaster.....	£68	5	0
FERROGRAPH 2A.....	£79	16	0
VORTEXION 2A.....	£84	0	0
EDITOR.....	£47	5	0
ELIZABETHAN.....	£50	8	0
WEARITE TAPE DECK.....	£35	0	0

RECORDING TAPES

GRUNDIG L.G.S. 1,200ft.....	£2	0	0
850ft.....	£1	14	0
FERROVOICE 1,200ft.....	£1	2	6
Spare Spools.....		4	6
E.M.I. 1,200ft.....	£1	15	0
E.M.I. 600ft.....	£1	1	0
GEVAERT 1,200ft.....	£1	15	0
SCOTCH BOY 1,200ft.....	£1	15	0
600ft.....	£1	1	0
Spare Spools, 1,200ft.....		4	6
Spare Spools 600ft.....		3	3
FERROGRAPH 1,200ft.....	£2	5	0
1,750ft.....	£3	3	0
8 1/2 in. Spools.....		9	6
AGFA 1,200ft.....	£1	17	6
600ft.....	£1	2	6
Lead on tape 150ft.....		8	0

RECORD REPRODUCING EQUIPMENT

COLLARO TRANSCRIPTION Model 2000.....	£13	9	6
Model 2010.....	£18	6	6
GARRARD UNITS RC75M, RC75 A.C./D.C., RC80M, TA/AC, TA/B for Decca heads.			
CONNOISSEUR 3-spd.....	£23	8	11

SPEAKERS

TRUVOX 12in. 3Ω.....	£2	5	0
W.B. STENTORIAN HF. 610.....	£2	10	6
HF. 810.....	£3	0	6
HF. 912.....	£3	7	0
HF. 1012.....	£3	13	6
GOODMANS Axiom 160 Mk. II.....	£10	5	6
Axiom 102.....	£9	18	2
Axiom 101.....	£6	12	1

WHARFEDALE

W15 CS.....	£17	10	0
Super 12 CS/AL.....	£17	10	0
W12 CS.....	£9	15	0
Golden 10 CSB.....	£8	6	7
Super 5 and 8 CS/AL.....	£6	13	3
Bronze 10in.....	£4	12	9
Bronze 8in.....	£3	4	0
W.B. Crossover Unit.....	£1	6	6
W.B. Tweeter Unit.....	£3	15	6

TEST EQUIPMENT

AVO Model 8.....	£23	10	0
Model 7 (latest).....	£19	10	0
Uniminor Mk. II.....	£10	10	0
Electronic Meter.....	£40	0	0
Wide Band Sig/Gen.....	£30	0	0
Valve Characteristic Meter.....	£60	0	0
D.C. Minor.....	£5	5	0
10kV Multiplier for Model 8.....	£3	5	0
Carrying Cases for Models 7, 8 and 40.....	£3	0	0
ADVANCE H.1 (Sig/Gen).....	£25	0	0
E.2 (Sig/Gen).....	£28	0	0
J.1 New Model.....	£35	12	0
P.1.....	£19	19	0
COSSOR Oscilloscope 1035.....	£120	0	0
Oscilloscope 1052.....	£104	0	0
Volt: Calibrator 1433.....	£18	5	0
TAYLOR All new Taylor Test Gear in stock.			

PICK-UPS

ACOS Hi G 20.....	£3	8	4
DECCA X.M.S. Magnetic.....	£6	9	5
CONNOISSEUR Super L/weight.....	£9	5	6
Spare Heads.....	£3	6	3
COLLARO STUDIO Type O or P.....	£3	14	4

MICROPHONES

ACOS Mic 22 (Crystal).....	£4	4	0
Mic inserts for above.....	£1	0	0
Mic 16 (Crystal).....	£12	12	0
Mic 35-1 (Crystal).....	£1	5	0
LUSTRAPHONE M/C with T/F C51.....	£5	15	6
Table base for above.....	£1	1	0
RESLO M/C (Low Imp.).....	£6	0	0
URA Ribbon.....	£7	5	0
RVA Ribbon.....	£9	0	0
Mumetal Transformer.....	£1	15	0
MICROPHONE STANDS Floor, 3 extensions.....	£3	12	6
Table Stand.....	£1	1	0
LEAK AMPLIFIERS TL.10 complete.....	£28	7	0
Point 1, TL.12.....	£28	7	0
Point 2, TL.25.....	£34	7	0
Vari-slope pre-amp.....	£12	12	0
Type VS RF Tuner Unit.....	£35	1	3
OLON. New Instrument Iron 200-250 v. 25 w.....		19	8
ALL GARRARD, CONNOISSEUR, DECCA and COLLARO HEADS, SAPPHIRE and DIAMOND STYLI for the above HEADS NOW AVAILABLE.			

H.P. Terms available on all items over £10. 0. 0

YOU'RE SURE TO GET IT AT STERN'S



BY FAR THE BEST FOR HOME CONSTRUCTORS!

The "TELE-VIEWER"

**5 CHANNEL TELEVISOR
DESIGN OF A COMPLETE 12" SUPERHET T.V. RECEIVER**



PERFECT PICTURE QUALITY
SIMPLE DIAGRAMS MAKE CONSTRUCTION EASY



PERFECT FRINGE AREA RECEPTION
BETTER RECEPTION AT HALF COMMERCIAL COST

Here are some of the features which combine to make this such a fine receiver.

- The Superhet circuit easily tuned to any of the five channels, i.e., LONDON, SUTTON COLDFIELD, HOLME MOSS, WENVOE and KIRK-O-SHOTT. (The extreme ease of tuning is accomplished by the provision of pre-aligned I.F.T.s.)
- A lifelike, almost stereoscopic, picture quality made possible by the following factors:
 - a. Excellent band width of I.F. circuits.
 - b. A really efficient video amplifier.
 - c. C.R.T. Grid modulated from low impedance source.
 - d. High E.H.T. voltage (approx. 10 kV.).
 The picture brilliance is also much above the average and enables comfortable viewing with normal room lighting or daylight.
- FIRM picture "HOLD" circuits (Frame-Line) ensure a steady picture, free from bounce or flicker even under the most adverse conditions met with in "fringe" areas and excellent "interlace" ensures the absence of "liney effect."
- Negative feedback is used in the audio frequency circuits which provide 2/3 watts of High Quality Sound.
- Entire receiver built on two chassis units each measuring 14 1/2 in. x 6 1/2 in. x 3 1/2 in.
- Rigid C.R.T. mounting enables entire receiver to be safely handled with tube in position.

● All pre-set-controls are mounted on side of chassis, enabling all adjustments to be carried out whilst facing the C.R. Tube.

This complete TELEVISOR, including all Valves, can be built for only **£28/16/4** (Plus cost of C.R.T.)

As no hire purchase terms are available the receiver can be bought in five separate stages (practical diagrams and circuits are provided for each stage) thus enabling hire purchase interest rates to be avoided. The complete set of ASSEMBLY INSTRUCTIONS is available, price 5/-. The instructions include really detailed PRACTICAL LAYOUTS, WIRING DATA AND COMPONENT PRICE LIST. ALL COMPONENTS ARE AVAILABLE FOR INDIVIDUAL PURCHASE.



The "WIDE ANGLE" TELE-VIEWER


- A design that retains all the distinctive features of the 12in. Televisor but with increased Time Base efficiency, producing 15 to 16 kV. E.H.T., with ample scanning power for C.B. Tubes up to 17in.
- It can be completely built including supply of all valves for **£33** (plus cost of C.R.T.) and is as simple to construct as the 12in. model.
- This is the most efficient "WIDE ANGLE" large screen design yet offered to constructors, and yet it can be built for almost half the cost of similar designs.
- Complete assembly instructions, diagram, etc., available for 5/-.

NOW AVAILABLE AT STERN'S



A COMPLETE KIT OF PARTS TO BUILD A 3-4 WATT HIGH GAIN AMPLIFIER

for operation on A.C. or D.C. Mains, 200-250 volts. This amplifier will give 3 watts output for the small input voltage of only 75 millivolts, and is therefore suitable for use with any type of pick-up from the crystal type to the miniature HIF Magnetic type. A tone control is incorporated and the quality produced is excellent. The overall size of chassis is 9in. x 5in. x 7in. and valve line-up 25Y5-6sH7-25L6. Price of complete kit, including drilled chassis and valves, £4/2/0, plus 8/4in. P.M. (which fits on chassis), 16/-, or 8in. P.M., 18/6. Price of fully assembled chassis ready for use, £5/5/- (plus cost of speaker). Copy of assembly instructions and components price list available for 1/3.



The DENCO M.T.O.I. Modulated Test Oscillator £3/15/-

(Plus 2/- carr. and ins.) Has Frequency range continuously variable from 170-475 Kc/s. and 550-1,500 Kc/s. Battery operated and thereby completely self-contained.

SELENIUM RECTIFIERS

6 or 12 volt 1 amp. rating 7/6
6 or 12 volt 2 1/2 amp. rating 12/6
6 or 12 volt 4 amp. rating 17/6
6 or 12 volt 6 amp. rating £1/2/9

BRAND NEW C.R.T. MASKS

Latest aspect ratio for 12in. "Round" tubes, finished Ivory (plus 1/- postage) **12/6**

SPEAKER BARGAINS

PLESSEY, 10in. 3 ohm V/coil £1/5/0
TRUVOK 12in. 3 ohm V/coil £2/8/6
ROLA, 12in. 3 ohm V/coil £3/19/6
BAKERS, 12in. 15 ohm V/coil £4/15/0
GOODMANS, 12in. 15 ohm V/coil £5/5/0
(Carriage and Ins. 1/6 extra).

WE HAVE IN STOCK... THE DENCO F.M. FEEDER UNIT

Consisting of a 4 valve Superhet design incorporating R.F. (6AM6) and F/O (12AH8) Stages followed by Two I.F.s. (6BA6's) and Ratio Determinator, the coverage provided being 98-100 mc/s. **£6/13/6**
The COMPLETE KIT including VALVES and DRILLED CHASSIS is available for (plus 4/- carriage and insurance)
It is suitable for use with any type of High Fidelity Amplifier. The descriptive manual, including circuit and Component Layout etc., is available for 1/6.

THE COMPLETELY ASSEMBLED CHASSIS, ready for use, aligned and tuned £8/17/6 (plus 6/- carriage and insurance).

THE NEW W.B. "STENTORIAN" HI FI SPEAKERS ARE IN STOCK

Model H.F. 6-inch £2/10/6
Model H.F. 9-inch £3/7/0
Model H.F. 8-inch £3/0/6
Model H.F. 10-inch £3/13/6
These speakers are of the very latest design and provide quality reproduction for the lower-price range, 3 or 15 ohm models are available.

WE CAN SUPPLY EX-STOCK

(a) The Editor Tape Recorder complete £47/5/0
(b) The Truvok Tape Deck £23/2/0
(c) The Grundig Model TK9 Tape Recorder, complete £68/5/0
(d) The Grundig Model 700L Tape Recorder, complete £34/0/0
Each is available on Hire Purchase and descriptive leaflets are available—send S.A.E.

THE NEW DENCO ULTRA MIDGET SUPERHET COIL PACKS

MODEL CP4/L. A 4-station "Pre-set" unit providing any 3 stations on medium waveband and one station on long wave, price £1/13/4.
MODEL CP4/M. A 4-station "Pre-set" unit which provides any 4 stations on medium waveband. Price £1/13/4. The above are supplied fully wired leaving only four connections to be made.
MODEL CP3/370PF and CP3/500PF. Completely wired 3 waveband Coil Packs for use with either 380 PF or 500PF condensers. Coverages 190-550 metres, 800-2000 and 15-50 metres. Price £2/2/8.
An attractive Dial and Drive Assembly is available for 25/-. Overall size of each unit 3 1/2 in. x 2 1/2 in. x 1 in. deep.

BATTERY CHARGER KITS

All kits are for A.C. Mains 200-250 volts. They comprise a Metal Rectifier and Transformer, tapped for 6 or 12 volt charging, and a tapped Resistor, with Selector Switch, to enable the charging rate to be varied. A M/coil meter 5 amp. max. 13/6 extra.
For 6 or 12 volt batteries at max. 1 amp. £1/17/6
For 6 or 12 volt batteries at max. 2 1/2 amp. £2/5/3
For 6 or 12 volt batteries at max. 4 amp. £3/2/6
An easily followed Wiring Diagram is included with each kit.

FILAMENT TRANSFORMER

6.3 v. 1 1/2 a. 5/9
4 v. 1 1/2 a. 5/8

When submitting orders, please include postage and packing.

STERN RADIO LTD.

RECEIVER CHASSIS

Modernise your old Radiogram

RECORD PLAYERS

COMPLETE RADIOGRAM EQUIPMENT—QUALITY AT LOW COST

STERN'S DESIGN FOR HOME CONSTRUCTORS The "SUPER-SIX"

A compact and highly efficient superhet Radio-Radiogram chassis of outstanding quality.


YOU CAN BUILD IT FOR £10/7/6 Including the OCTAL VALVE LINE-UP.
(£12/7/6 with the miniature valves)
We will supply it assembled and READY FOR USE for

£13/13/0 (Plus 7/6 Carr. & Ins.)
H.P. Terms £3.10.6. deposit and 12 months at 19/-.

Incorporating the new B.V.A. Miniature Valve Line-up. This receiver is designed to the very latest specification and provision is made to incorporate either the standard Octal Valve Line-up or the new B.V.A. range of miniature valves. Great attention has been paid to the quality of the reproduction of both Radio reception and Record playings, and excellent clarity of speech and music is obtained. A few brief details.

- Covers 3 wavebands 18-50 metres, 190-550, and 800-2,000 metres.
- Employs 6 valves having PUSH-PULL for 5-6 watts output.
- Incorporates delayed A.V.C. on all wavebands and pre-selective feedback.
- A 4 position Tone Control operates on both Radio and Gram.
- Has independent mains supply socket for a Record Player.
- Size of Assembled Chassis 12in. x 8in. x 8in. Dial aperture 8 1/2in. x 4 1/2in.
- For operation on A.C. mains 200-250 volts 50 cycles.

THE INSTRUCTION and ASSEMBLY MANUAL is available for 2/-, it contains very detailed practical drawings and circuit diagrams and a complete Component Price List.



This AUTOCHANGE UNIT by a famous Manufacturer

is offered for **£11/10/0** (Plus 7/6 Carr. & Ins.)

Hire Purchase Terms £2/17/6 Dep. and 12 months at 16/4.

(Normal price is £16/10/-).

● These units will autochange on all three speeds, 7in., 10in. and 12in.

● They play MIXED 7in. 10in. and 12in. records.

● They have separate sapphires for L.P. and 78 r.p.m., which are moved into position by a simple switch.

● Minimum baseboard size required 14in. x 12in. with height above 5 1/2in. and height below baseboard 2 1/2in. A bulk purchase enables us to offer these BRAND NEW UNITS at this exceptional price.



The COLLARO 3RC/521 3-SPEED AUTO CHANGE UNIT

£9/19/6 (Plus 7/6 Carr. & Ins.)

H.P. Terms £2/10/0 Deposit and 11 months at 15/9

Normal price £18/10/-.

● Complete which High Fidelity Crystal "Turnover" Head which incorporates separate stylus for L.P. and 78 r.p.m. Records.

● Will autochange on 7in. 10in. and 12in. records not intermixed.

● Minimum Baseplate size 15in. x 12 1/2in., with height above 4 1/2in. and below baseboard 3in.

● Brand new in Maker's Cartons, complete with Mounting instructions.



THREE COMPLETELY ASSEMBLED ALL-WAVE SUPERHET CHASSIS

- Model B.3. A 5-valve 3-waveband Receiver.
- Model B.3.P.P. A 6-valve 3-waveband Receiver with PUSH-PULL OUTPUT.
- Model B.3.P.P./R.F. A 7-valve 3-waveband Receiver incorporating an R.F. stage with PUSH-PULL OUTPUT.

The three Receivers are for operation on A.C. mains 100/110 volts and 200/250 volts, and employ the very latest miniature valves. They were designed to the most modern specification, great attention having been given to the quality of reproduction which gives excellent clarity of speech and music on both gram. and radio, making them the ideal replacement chassis for that "old Radiogram," etc.

Brief specifications: Model B.3.—Valve line-up, 6BE6, 6BA6, 6AT6, 6BW6, 6X4—waveband coverage short 16-50, medium 187-550, long 900-2,000 metres. Controls: (1) volume with on/off; (2) tuning (flywheel type); (3) wavechange and gram; (4) Tone Control (operative on gram. and radio). Negative feedback is employed over the entire audio stages. Chassis size: 11 x 7 1/2 x 8 1/2in. high. Dial size 8 1/2 x 4 1/2in. Price complete and READY FOR USE, excluding speaker £12/12/- (carr. and ins. 7/6 extra).



H.P. Terms: £3/4/- deposit, 12 months at 17/8.
Model B.3.P.P. This model is the B.3 Receiver but incorporates two 6BW6 VALVES in PUSH-PULL, resulting in really excellent quality reproduction up to approximately 6 watts. Price £15/15/- (plus 7/6 carr. and ins.) or £19/19/- deposit, 12 months at £12/2/-.
Model B.3.P.P./R.F. This model is similar in appearance and has same waveband coverage as the Model B.3, but in addition it incorporates an R.F. STAGE together with PUSH-PULL OUTPUT, employing a total of 7 valves with two type 6BW6 in Push-Pull. This makes for a really sensitive receiver with genuine quality reproduction. Price £18/18/- (plus 7/6 carr. and ins.) or £4/13/- deposit, 12 months at £16/8/6.


AN OUTSTANDING OFFER

A BULK PURCHASE ENABLES US TO OFFER THIS "PUSH-PULL" 7 VALVE SUPERHET RECEIVER

For only **£12/19/6** (Carr. and Ins. 7/6 extra.)

H.P. Terms £3/4/6 Dep. 12 months at 18/4.

These receivers Model AW3-7 are made by a well-known set manufacturer and incorporate the latest Gram Valve Line-up of X79—W77—DH77—H77—U78 and two N78's in Push-Pull for approx. 7 watts output.



They cover 3 wavebands 18-50 metres, 190-550 and the Wavechange Switch.

They make an excellent replacement Radiogram Chassis having a P.U. connection on the chassis. Extension speaker connection is also provided. Overall size of chassis 12in. long x 7 1/2in. x 8 1/2in. high, dial aperture 8 1/2in. x 4 1/2in. (Dial Escutcheon available for 4/9).

THESE RECEIVERS ARE BRAND NEW AND FULLY GUARANTEED.

109 and 115 FLEET ST.,
London, E.C.4. Phone: CENTRAL 5812/3/4

We have the NEW ARMSTRONG CHASSIS—see over

A Replacement RADIO-RADIOGRAM CHASSIS

● MODEL AW3-5. A 5-Valve Superhet Receiver covering the standard 3 wavebands 18-50 190-550, 900-2,000 metres. PRICE COMPLETELY ASSEMBLED AND READY FOR USE £10/10/0 (plus 7/6 carr. and ins.).

H.P. Terms £2/12/6 Deposit and 12 Months at 15/-.

This receiver is for operation on A.C. Mains 200-250 volts. It contains the latest MULLARD VALVE LINE-UP, being ECH82 (Proc. Ch.), EP11 (I.F.), EBC81 (Det. 1st. Audio), EL41 (Output) and EZ41 (Rect.). The four controls being (1) Tuning, (2) Wavechange and Gram. Switch, (3) TONE, (4) VOLUME-OFF. It provides really good reproduction on both Gram. and Radio and gives an exceptionally good range of station selection. Overall size 13 1/2in. x 7 1/2in. high x 6in. deep. Dial aperture 10in. x 4 1/2in.



SPECIAL REDUCTIONS FOR COMPLETE EQUIPMENT

SUMMARY

Select a RECORD PLAYER and CHASSIS and we will supply it TOGETHER WITH AN 8-inch or 10-inch P.M. SPEAKER as follows:—

THE £11.10.0 AUTOCHANGER WITH A SPEAKER AND:—

	Cash Price	Deposit	Monthly
(a) With Model B3 chassis.....	£24 15 0	£6 4 0	12 of £1 14 10
(b) " " B3PP.....	£28 0 0	£7 0 0	12 of £1 19 5
(c) " " B3PP/RP.....	£31 2 0	£7 15 0	12 of £2 3 9
(d) " " Super six (assem. chassis only).....	£25 15 0	£6 9 0	12 of £1 16 2
(e) " " AW3-5.....	£22 15 0	£5 10 0	12 of £1 12 4
(f) " " AW3-7.....	£25 5 0	£6 7 0	12 of £1 15 5

THE COLLARO AUTOCHANGER MODEL 3RC/521 WITH A SPEAKER AND:—

(a) With Model B3 chassis.....	£23 6 0	£5 16 0	12 of £1 12 10
(b) " " B3PP.....	£26 9 0	£6 11 0	12 of £1 17 4
(c) " " B3PP/RP.....	£29 12 0	£7 9 0	12 of £2 1 6
(d) " " Super six (assem. chassis only).....	£24 8 0	£6 0 6	12 of £1 14 5
(e) " " AW3-5.....	£21 4 0	£5 6 0	12 of £1 9 10
(f) " " AW3-7.....	£23 14 0	£6 0 0	12 of £1 13 2

An additional charge of 10/- is made in each case to cover Carriage and Insurance.

"Hi-Fi" EQUIPMENT. and KITS TO SUIT ANY BUDGET

TWO COMPLETE "Hi-Fi" AMPLIFIER KITS



A HIGH QUALITY 8-10 WATT AMPLIFIER THE IDEAL AMPLIFIER FOR GENERAL HOME USE AND FOR SMALL HALLS, ETC.

Price of COMPLETE KIT including Valves and Drilled Chassis, etc. **£7/10/0** (Plus 2/6 Carr. & Ins.). We will supply it Completely Built for **£9/10/0** (Plus 3/- Carr. & Ins.).


Designed for high quality reproduction up to an output level of 10 watts, having 6V6s in Push-Pull and incorporating negative feedback. It is suitable for use with all types of Pick-ups and most types of microphones and the output transformer provides for use of 3 and 15 ohm speakers.

BRIEF FEATURES

- Valve line up 6J5, 6SN7, 5Z4, with 6V6s in push-pull.
 - The undistorted output level of up to 10 watts is produced from an input of .25 volts.
 - First class reproduction of Radio (where a Tuning Unit is used) and Record Playing.
 - Separate Bass Boost and Treble Controls provide an excellent range of frequency control.
 - Very satisfactory results are obtained with an average type of high impedance Moving Coil or Crystal Microphone, a clear speech level of approx. 5 watts output being obtained.
 - Power supplies (HT and LT) are available for a Tuning Unit.
 - For operation on A.C. Mains 200-250 volts 50 cycles.
- THE ASSEMBLY MANUAL is available for 1/- and includes detailed layouts and component Price List.

A 12 Watt "HIGH FIDELITY" Push-Pull AMPLIFIER

Comprising a Main Amplifier Chassis and a Remote Control Pre-Amplifier-Tone Control Unit. The remote control unit measures only 7in. x 4in. x 2in. and contains four controls, being: Bass-Treble-Volume and a Radio, Gram, Microphone Switch control. It incorporates its own feedback circuit on the Base Channel. Loop negative feedback is employed on the Main Amplifier which has a valve line up of 6J5-6N7-5U4 with two PX25's in push-pull and 6J5 and 6SN7 are used in the remote control unit.



THE COMPLETE KIT IS AVAILABLE FOR **£14/0/0** (Carr. & Ins. 3/- extra).

THE COMPLETE UNIT ASSEMBLED AND READY FOR USE **£17/0/0** (Carr. & Ins. 5/- extra). H.P. Terms £4/5/- Deposit, 12 Months at £13/11.

The measured frequency range of the amplifier with this unit shows an excellent response from 14,000 cycles down to 20 cycles, the bass and treble controls allowing independent control of gain at both ends of the frequency range from zero to a gain of 50. It can be seen, therefore, that ample correction is provided to suit any type of pick-up with any type of recording. Input voltage for maximum output is 70 mV. 6.3 volts at 2 amps, and 30 mA. H.T. is provided for tuning unit, etc. This Amplifier compares well with the Williamson and similar designs at a fraction of their cost. The complete set of assembly instructions are available for 2/-.

The NEW "LEAK" TL/10 AMPLIFIER and "POINT ONE" PRE-AMPLIFIER



This Amplifier has a maximum output of 10 watts and maintains in every respect the world renowned LEAK reputation for precision engineering; fine appearance and fastidious wiring. The Pre-Amplifier will operate from any make or type of pick-up. A continuously variable input attenuator at the rear of the Pre-amp, permits the instantaneous use of crystal, moving iron and moving coil pick-ups. H.T. and L.T. supplies are available for a Radio Tuning Unit. An input attenuator is fitted. S.A.E. for descriptive leaflet.

PRICES:

- (a) The COMPLETE AMPLIFIER WITH PRE-AMPLIFIER, £28/7/0, or £7/2/0 Deposit and 12 months at £2.
- (b) The TL/10 MAIN AMPLIFIER ONLY: £17/17/0 or £4/7/0 Deposit and 12 months at £1/5/4.
- (c) The "POINT ONE" PRE-AMPLIFIER ONLY: £10/10/0 or £2/12/6 Deposit and 12 months at 15/-.

A BULK PURCHASE ENABLES THIS SPECIAL PRICE REDUCTION OF THE FAMOUS

SHAFTESBURY PORTABLE AMPLIFIER



Suitable for home use and small Halls. H.s. matched inputs for both Record Players and Microphone. Also provides for the "mixing" and "fading" of both Gram. and speech as requested.



COMPRISING

- (a) A 4 Valve High Gain Amplifier for use on A.C. or D.C. mains 200-250 volts with 5 watts output. Incorporating independent Volume Controls for Mike and Gram, either of which can be faded at will, a variable Tone Control and independent input sockets for Mike and Gram.
- (b) A Transverse Carbon microphone which obtains its polarizing current from the amplifier—no batteries are necessary.
- (c) An 8in. Goodman's P.M. Speaker with the "Ticonal" magnet for first-class reproduction.

THE COMPLETE EQUIPMENT is all contained in the PORTABLE CARRYING CASE **£18/0/0**

Having been reduced from £30/9/-. HIRE PURCHASE TERMS. DEPOSIT £4/10/0 and 12 monthly payments of £1/5/4: ● Light in weight ● Easy to CARRY ● GENUINELY PORTABLE. An illustrated leaflet containing free data is available on receipt of S.A.E.



A 4-VALVE QUALITY "PUSH-PULL" 6-8 watt AMPLIFIER

for use on A.C. mains. Incorporating Negative Feedback, Filter Input Circuit and employing 6V6s in Push-Pull. A simple arrangement is provided to enable either a magnetic, crystal or lightweight pick-up to be used, and is suitable for use with Standard or long-playing records. A tone control is incorporated, and the 10-watt output transformer is designed to match 2 to 15 ohm speakers. The overall size of the assembled chassis is 10in. x 8in. x 7 1/2in. high, and full practical diagrams are supplied. Price, including drilled chassis and valves, of complete kit, **£8/17/6**. Price of assembled chassis, supplied ready for use, **£9/12/6**. Plus 5/- Carr. & Ins. Full descriptive leaflets are available separately for 1/-.

WE HAVE IN STOCK THE NEW COLLARO "TRANSCRIPTION" RECORD PLAYERS


Model 2000 comprises the Transcription Motor and Turntable complete with 3-speed Gear and Switch mounted on a banjo type unit plate. Price £13/9/6. H.P. terms—Deposit £3/7/- and 12 monthly payments of 19/-. Model 2010 has the same specification as the Model 2000 except that it is mounted on a rectangular unit plate and is equipped with the STUDIO "HIGH FIDELITY" PICK-UP HEAD. Comprising a special low resonance arm and special bearings. Price £18/4/9. H.P. Terms—Deposit £4/14/9 and 12 monthly payments of £1/5/4. An illustrated leaflet is available on receipt of S.A.E.

ROGERS—RD BABY de Luxe MK II AMPLIFIER with RD JUNIOR Mk II PRE-AMPLIFIER COMPLETE FOR

£23/0/0 (Plus 7/6 Carr. & Ins.)

H.P. Terms: £5/15/- Deposit and 12 months at £1/12/4.

A medium-priced 8-10 watt push-pull de Luxe Amplifier of very attractive appearance and embodying a high standard of workmanship. Complete performance data is available. Please send S.A.E.



THE COLLARO MODEL 3/5/4 3-Speed Non-Auto Change Unit

£7/19/6 (Plus 6/- Carr. and Insur.) Normal Price £12/17/6



- Complete with High Fidelity Crystal "TURNOVER" Head which incorporates a separate stylus for L.P. and Standard Records.
- Will play 7 inch, 10 inch and 12 inch Records.
- Brand New and Complete with mounting instructions.

When submitting orders, please include postage and packing.

STERN RADIO LTD.



CONSTRUCTORS SAY
"IT'S STILL THE BEST MAINS or BATTERY PORTABLE SET"

"Alldry" battery. The set is designed so that the main section can be supplied as a separate unit, and can be added at any time. The set supplied as an "Alldry" battery Superhet can be accommodated in the attache case illustrated (size 9 1/2 in. x 4 1/2 in. x 7 1/2 in.). This is attractively finished in lizard, maroon, dark green or blue rexine. As a combined Mains/Battery Superhet Portable a polished cabinet is available to accommodate both Mains Unit and Batteries. Circuit incorporates delayed

A.V.C. and pre-selective Audio Feedback. The set is complete in every detail and includes ready-wound frame aerials, fully aligned I.F. transf. and drilled chassis etc. Overall size of assembled chassis 8 in. x 4 in. x 2 1/2 in. This receiver as illustrated, can be completely built for £8/16/3 (plus Mains Unit if required). Send 1/3 for the fully descriptive Assembly Book which includes Practical Layouts and complete Price list of Components. Attache case available separately. 37/6.



BATTERY PORTABLE

THE "MINI TWO-THREE"

An "Alldry" Battery Portable of midget size. 6 1/2 in. x 4 1/2 in. x 3 1/2 in. designed to cover medium wave-band 190-559 metres, with use of short trailer aerial.

The simple design of this Receiver is so arranged that either a 3-valve set or a 2-valve (afterwards easily converted to the 3-valve) can be made.

Consists of a T.R.F. circuit using a regenerative detector with H.F. stage and a high gain output pentode. Valve line up IT4-1T4-DL94.

The 2-valve set can be completely built for £4/3/6 (less case) and the 3-valve for £5/3/- (less case). Each price includes valves, speaker and drilled chassis.

Send 2/- for the assembly instructions: they include simple and complete practical component layouts and diagrams which enable the most inexperienced constructor to successfully build either set. All components are available for separate sale, a price list being supplied with assembly instructions.

"PERSONAL SET" BATTERY ELIMINATOR

A complete Kit of parts to build a Midget "Alldry" Battery Eliminator, giving approx. 60 volts and 1.4 volts. This eliminator is for use on A.C. mains and is suitable for any 4-valve Superhet Receiver requiring H.T. and L.T. voltage as above, or approx. to 80 volts. The Kit is quite easily and quickly assembled and is housed in a light-aluminium case size 4 1/2 in. x 1 1/2 in. x 3 1/2 in. Price of complete Kit with easy-to-follow assembly instructions, 42/6. In addition we can offer a similar COMPLETE KIT to provide approx. 90 volts and 1.4 volts. Size of assembled unit 7 in. x 2 1/2 in. x 1 1/2 in. Price 47/6.



A COMPLETE "CAR RADIO" FOR THE HOME CONSTRUCTOR
 1 1/2 in. x 4 1/2 in. x 3 1/2 in.

A design of a complete 5-VALVE SUPERHET RECEIVER employing an R.F. Stage, and incorporating a separate VIBRATOR PACK size 4 1/2 x 2 1/2 x 6 1/2 in. for use on 6 or 12 volt D.C. supplies. We can supply all components to build this complete Receiver and Vibrator Pack including a Metal Case, Valves, Drilled Chassis and 5 in. P.M. Speaker for £13/9/6. (Carr. and Ins. 5/6 extra.) Or the Receiver Components for £9/19/6 and the Vibrator Components for £2/10/-. This is NOT an EX-GOVT. Receiver, it is a new design employing new Components. Send 2/8 for the complete set of ASSEMBLY INSTRUCTIONS, CIRCUITS and PRACTICAL LAYOUTS, including a complete individual Component Price List.



!!!CONSTRUCTORS!!!

A NEW SUPERHET TRANSPORTABLE THE "SUPER THREE"

Designed for local station reception without the use of an external aerial. This design provides for a 3 valve (plus Metal Rectifier) Superhet Receiver incorporating a Frame Aerial for "room to room" use, provision is also made for a short external aerial, if required, for the reception of Continental Stations.

Briefly the features are as follows:-

- For use on A.C. Mains 200-250 volts.
- This set includes a Mains Transformer and Chassis is NOT live to mains (as many other sets of this type are) and consequently the Receiver can safely be used in the Kitchen, etc.
- Valve line up 6K9-6J7-KT61, plus Metal Rectifier.
- The I.F. Transformer is supplied "pre-aligned" and thereby ensures extreme simplicity of Tuning—in fact, more simple than most T.R.F. Receivers.
- Compact and easy to build simple "point to point" practical diagrams are supplied with a completely drilled chassis.

The complete Receiver Chassis can be built to cover the Medium Waveband only for

£6 . 6 . 6

Or to cover both Long and Medium Waves for

£6 . 16 . 3

If the Receiver is first built to cover the Medium Waveband, Long Waves can be added at any time, separate diagrams are provided for this purpose.

The attractive Polished Wood Cabinet 1 1/2 inches wide,

£1 . 1 . 0

8 1/2 inches high and 6 inches deep illustrated above is THE CONSTRUCTOR'S MANUAL is available for 1/-, this shows the component prices, which are all available for separate purchase.



THE NEW ARMSTRONG F.C.48

OUTSTANDING FEATURES INCLUDE:-

- 8 Valves including 2 double Triodes.
- 8 Watts output from push-pull tetrodes. Heavy negative feed back is used resulting in negligible distortion and high damping factor.
- Provision for using F.M. adaptor to receive the present high quality transmissions from Wrotham and the new B.B.C. V.H.F. stations.
- An accessible socket at rear provides the power supply for this unit.
- Independent controls give BASS and TREBLE lift and cut with unique Thermometer visual indicator.
- Gram position on wavechange switch.
- 4 wavebands Coverage 16-51, 50-120, 190-550, 1000-2000 metres.
- Large four-colour illuminated dial.

CASH PRICE COMPLETE and READY FOR USE £23/18/0

(Plus 7/6 Carriage and Insurance).

H.P. Terms. Deposit £5/18/- and 12 months at £1/13/9.

"MINI-TWIN" 1-VALVE BATTERY SET



A design of a simple 1-valve 2-stage Battery Receiver, giving excellent results on medium and long wavebands and having exceptionally low battery consumption. Drilled chassis and practical diagrams make it the ideal set for the beginner to build.

The complete chassis, including valve, can be built for 37/6, plus 8/11 P/Tax, the attractive plastic case is 9/6, and suitable headphones, 14/9.

The complete assembly instructions, layouts and a component price list are available for 1/6. This Receiver also performs excellently, without modification, as a tuning unit, and, in addition, with simple modifications for which a complete diagram is provided, makes a first-class pre-amplifier for pick-up or microphone.

DUAL-CHANNEL PRE-AMPLIFIER and TONE CONTROL UNIT

This comprehensive PRE-AMPLIFIER and TONE CONTROL

UNIT provides a full control of bass and treble in conjunction with a main Volume/Mixer Control.

It can be used with any amplifier and with any pick-up, the range of frequency control provided by the unit affording ample compensation for all types of pick-up and all natures of recordings, i.e., English, American and long-playing, without recourse to pick-up correction. The extreme flexibility of the bass and treble control is such that the level of bass and treble can be set to suit any conditions irrespective of the volume output of the amplifier. Response characteristics are given in 12-watt amplifier advt. The unit measures only 7 in. x 4 in. x 2 in., including self-contained power supply and can be accommodated either on or away from the main amplifier, i.e., on the front panel of a cabinet or any other position. Price including drilled chassis, valves (68N7 and 6J5), £3/18/9. Complete assembly data are available separately for 1/-. Completely assembled and ready for use, £5/5/-.



AN AMAZING OFFER!

A COMPLETELY ASSEMBLED

4 VALVE T.R.F. CHASSIS

Including a 5 in. P.M. SPEAKER and VALVES

FOR ONLY

£6/9/6

(Plus 7/6 carr. and ins.)

This receiver is of the very latest design and is for use on A.C. or D.C. Mains. It covers both Long and Medium Wavebands, and includes the modern BVA miniature valves. The line up being 12 BA6-12AT6-12AG-35W4. It incorporates Permeability Tuned Coils, thus ensuring excellent selectivity and sensitivity.

The overall size of the complete chassis including speaker is 10 1/2 in. x 4 1/2 in. x 6 1/2 in. An attractive Bakelite Ivory-finished Cabinet size 1 1/2 in. x 5 1/2 in. x 6 1/2 in. is available for 16/6 (plus 2/6 carriage and insurance).



109 and 115 FLEET ST.
LONDON, E.C.4 Phone: CENTRAL 5812-3-4

RADIO TELEVISION

BARTON'S (Radio)

AMPLIFIERS RECORD PLAYERS

**MONEY BACK GUARANTEE
GOODS OF QUALITY
PROMPT DESPATCH**

**34 · MONTPELIER RISE,
LONDON · N.W.11.**


Telephone: MEADWAY 1736.

TERMS OF BUSINESS: Cash with order (or C.O.D. Post Items only); all orders for small items totalling over £2 post free, unless otherwise stated.

BUILD YOUR OWN RADIO!



We can supply all the parts (including valves, 5in. moving coil speaker, cabinet, chassis and everything down to the last nut and bolt) to enable YOU to build a professional-looking radio. The chassis is punched and drilled ready to mount the components. There is a choice of any of three attractive cabinets 12in. long, 5in. wide by 8in. high, as follows; either ivory or brown bakelite, or wood, finished in walnut. Complete and easy-to-follow point-to-point circuit wiring diagrams supplied.



MODEL 1 T.R.F. RECEIVER

This is a 3-valve plus metal rectifier T.R.F. receiver with a valve line up as follows: 6K7 (HF), 6J7 (Det.) and 8V6 (Output). The dial is illuminated and when assembled the receiver presents a very attractive appearance. Coverage is for the Medium and Long Wave Bands. Operates on 200/250 volts A.C. Mains.

Plus 2/6 Packing Carriage, Insur.

£5 . 10 . 0

MODEL 2 SUPERHET RECEIVER

This is a powerful midget 4-valve plus metal rectifier Superhet Receiver with a valve line-up as follows: 6K8, 6K7, 6Q7, 8V6. The dial is illuminated and coverage is for the short Wave bands between 16-50 metres, the Medium Wave bands between 190-450 metres, and the Long Wave bands between 1,000-2,000 metres. Operates on 200/250 volts A.C. mains.

Plus 2/6 Packing Carriage and Insur.

£7 . 19 . 6

T.R.F. RECEIVER We can supply this Receiver ready built at 26/15/6, plus 3/6 p.c.
ALL COMPONENTS SUPPLIED ARE GUARANTEED FOR ONE YEAR

NOTE: We would respectfully suggest to those interested in building this receiver that they send for OUR Instruction Booklet. Intending constructors can then judge for THEMSELVES how comprehensive this Booklet is. Instruction Booklet and priced Parts List available separately at 1/-. This money will be refunded if circuit diagrams is returned as NEW within 7 days.

MAINS NOISE SUPPRESSOR KIT

Consisting of 2 specially designed chokes and 3 condensers. Extremely effective, cuts out all mains noise. Can be assembled in existing receiver or separately as desired. Complete with circuit diagram, 4/11. plus 1/6 p.c.

BATTERY CHARGER KIT

Incorporates metal rectifier. Transformer is suitable for A.C. mains 200/250 volts. Charges either 12, 6 or 2 volt accumulator at 1 amp. Complete with circuit diagram. Price 19/11, plus 1/6 post and packing.

THE LATEST RANGE OF W.B. H.F. SPEAKERS
Incorporating the NEW Composite Cone

W.B. 6in. H.F., 10,000 lines, 3 ohms	£2 10 6
W.B. 8in. H.F., 10,000 lines, 3 ohms	£3 0 6
W.B. 9in. H.F., 12,000 lines, 3 ohms	£3 7 0
W.B. 10in. H.F., 12,000 lines, 3 ohms	£3 13 6

(Also available 15 ohms Imped.)

ELECTROLYTIC CONDENSERS BRAND NEW!

8 mfd. 500 volt. Aluminium Container, Height 2 1/2 in x 1 1/2 in. dia. Price 1/2 each, 12/- per doz., 140/- per gross

4 watt AMPLIFIER KIT

This is a 3-valve 3-stage Amplifier for use with Gramophone Microphone or Radio. Valve line-up is as follows: 8S17, 8V6, 8Z4. Negative feed-back. Tone control. Voltage adjustment panel incorporated. 4 watts output. For operation on A.C. Mains 200/250 volts.

The complete Kit, which includes every item down to the last nut and bolt, drilled and punched chassis, and comprehensive point-to-point wiring circuit diagram.

ALL COMPONENTS SUPPLIED ARE GUARANTEED FOR ONE YEAR



PRICE

£4 . 5 . 0

Plus 2/6 PACKING, CARRIAGE & INSUR.

The Output Transformer supplied is for use with a loud-speaker of 3 ohms impedance, and we would suggest that the output of the completed amplifier justifies the use of one of the latest W.B. H.F. Speakers which can be supplied as follows: 8in., 60/8; 9in., 87/-; 10in., 73/6. All plus 2/6 pkg., carr. ins.

Circuit Diagrams only, available separately at 1/-. To those who require this Amplifier ready-built we can supply it at 25/1/-, plus 3/6 pkg., carr., ins.

WE CARRY LARGE STOCKS OF COMPONENTS AND WELCOME YOUR ENQUIRIES



MAGNETIC RELAYS

Built to your own specification

**TYPES 3000 and 600
HIGH SPEED and A.C. to 400 VOLTS
KEY SWITCHES. SEVERAL TYPES IN STOCK**

ELECTRO-MAGNETIC COUNTER



MAJOR TYPE 6x14x1 1/2 ins.
3 ohms operates on 3/6 Vo. D.C.
500 ohms operates on 18/24 Vo. D.C.
1,000 ohms operates on 100/110 Vo. D.C.
2,300 ohms operates on 200/230 Vo. D.C.
17/6, Post and Packing, 9d.

JACK DAVIS (RELAYS) LTD.

36 PERCY STREET · LONDON · W.1
MUSEUM 7960 LANGHAM 4821

ASK ARTHURS FIRST

★ **NEW VALVES** Send your enquiries for all Radio and Electrical goods, especially those in short supply.

We have probably the largest variety of valves in the country. Let us know your requirements.

AVO METERS IN STOCK

Avo Model 7	£19 10 0
Avo Model 8	£23 10 0
Signal Generator, Mains and Battery Models	£30 0 0
Electronic Test Meter	£40 0 0
Valve Characteristics Meter	£60 0 0

Also full range TAYLOR METERS. List on request

VALVE MANUALS

Mullard	5 0
Osram	5 0
Brimar No. 5	5 0
Mazda, Part 2	2 0
Mullard Valve Replacement Guide	2 6
Art and Science in Sound Reproduction by F. H. Brittain, D.F.H.	2 6

Postage 6d. each extra.

Leak TL/10 Amplifier and "Point One" Pre-amplifier complete	£28 7 0
Chapman Tuning Units	£17 6 8
Leak Tuning Unit	£35 6 3
Grundig Tape Recorder	£68 5 0
Grundig Microphone	£6 6 0

Recording Tapes: All makes in stock.

Terms C.O.D. or Cash with order. Goods offered subject to being unsold and to price alteration.

Arthur's

EST. 1919

PROPS: ARTHUR GRAY, LTD.
GRAY HOUSE, 150-152 CHARING CROSS ROAD, LONDON, W.C.2
TEMPLE Bar 5833/4 and 4765. Cables: TELEGRAY, LONDON

ANOTHER "SCOOP"

A COMPLETE 5 VALVE RADIO CHASSIS

BRAND NEW AND UNUSED
AC/DC Mains 200/250 volts



For **69/6** LESS VALVES
Postage 3/6d. extra.

COMPLETELY WIRED AND READY FOR USE, WITH THE ADDITION OF A SPEAKER AND OUTPUT TRANSFORMER.

Two controls only: Volume and Station switch.

Valves used: 10C1 freq. changer, 10F9 or UF41 I.F. Amp., 10LD11 AVC and Det., 10P14 output, U404 or UY41 rect.

YOU CAN FIT THIS UNIT INTO YOUR EXISTING T.V. RECEIVER FOR RADIO RECEPTION

PRICE COMPLETE WITH VALVES
£5.19.6

THE IDEAL SECOND SET

A Cabinet will be available shortly

- ★ I.F. 465 Kc/s.
- ★ 4 Watts output.
- ★ A.V.C.
- ★ 3 Station Pre Set.
- ★ Frame Aerial.
- ★ Fully aligned.
- ★ Size of chassis only 10" x 5 1/2" max. height 5 1/2".

Circuit diagram supplied. Available separately at 1/6d. Post Free.

TEST SET TYPE 28
P.R.F. Output Meter. Contains 0-50 microamp—2 1/2 inch moving coil meter. Mounted in strong metal case, size 6in. high, 3 1/2in. wide, 3in. deep. Complete with all plugs and cables. Supplied in wood transit case, hinged lid (ideal for tool box) size 11 x 9 1/2 x 5 1/2 inches. Rubber padded fittings.

IDEAL FOR CONVERSION INTO MULTIRANGE TESTMETER
LASKY'S PRICE 39/6
Carriage 3/6.

PORTABLE RECORD PLAYERS
Single speed auto changer, with amplifier. In case. A FEW LEFT AS PREVIOUS ADVT.
£10.19.6d. Carriage 10/6d.

SUPERHET COIL PACKS

With Circuit.
No. 1. L.M.S.G. Size: 4 1/2 x 5 x 2 1/2in. With 1/2in. spindle. 19/6.
No. 2. M.S.S. Size: 4 x 4 x 3 in. With 1/2in. spindle. 16/-.
Both for use with 465 Kc/s. I.F.

MODULATION INDICATOR TYPE 2. Frequency 3,000-6,000 Kc/s. Contains 0-500 microamp meter, 2 1/2 inch moving coil. Fitted in metal carrying case with leather handle. Size 11 1/2 x 7 x 6 1/2 inches.

IDEAL FOR CONVERSION TO MULTIRANGE TESTMETER, VALVE VOLTMETER, ETC.

LASKY'S PRICE 45/-
Carriage 3/6 extra.

FILAMENT TRANSFORMERS
200-250 v. primary 50 c.p.s. 6.3 v. 1.75 a. 6/6. 6.3 v. 3 a., 9/6.

PERSONAL CALLERS ONLY

Tape Recorder Amplifiers. 6 valves. Fully assembled and wired. Untested, and faults may be present. **LASKY'S PRICE £4/19/6.**

HIRE PURCHASE TERMS AVAILABLE ON CERTAIN ITEMS

Send for proposal form. Please give details of the equipment you require for quotation.

STILL ANOTHER SUPER BUY

Tape Recorder Heads By "Fidelity"



High impedance, single hole fixing. Size 1in. diam., 1 1/2in. high. Twin track.

Record/playback. 22/6d.
Erase. 22/6d.
Low impedance erase. 22/6d.
FAR BELOW ACTUAL MANUFACTURING COST. LESS THAN HALF USUAL PRICE.
Limited Quantity only.

CAR RADIO SPECIAL—PARTLY ASSEMBLED CAR RADIOS

Small size case, 12 x 4 x 6in. Will fit most cars. For either 6 or 12 volts, depending on vibrator. Chassis supplied with 5 octal valve holders, medium wave aerial and oscillator coils output transformers, volume control, sundry resistances and condensers, dial and knobs. Case finished in brown crackle. Dial calibrated 150-550 metres, 5 valves to suit. One each, either GT or metal; 6SA7, 6R7, 6V6, 6K7 02A. **LASKY'S PRICE £5/5/-**. Carriage 5/- extra. Or less valves, 69/6. Carriage 5/- extra. Other chassis in various conditions of completion are available for personal callers only. **CIRCUIT for 5 valve car radio, using above chassis. PRICE 1/6.**

"THE HARROW" Baffle Radio Cabinet



Build a second set to be proud of. Pleasing design cabinet, with drilled chassis, dial drive and back. Finished in satin mahogany veneer. Outside dims.: 17 1/2in. wide, 11 1/2in. high, 5in. deep. **LASKY'S PRICE 36/6**
Carriage 2/-.
Receiver design uses 2-6K7, 6V6 and 5Z4. Total cost to build is less than £5/10/-.
Circuit for receiver I/6.

CAR RADIO AERIALS
2 section, chrome, 75 inches. Side fitting. 15/- Post 3/6

RADIO CABINETS

Size: 12in. wide, 6 1/2in. deep, 8in. high. Finished in medium walnut veneer, with high polish. Complete with back, chassis, and dial.

LASKY'S PRICE 16/11.
Carriage 2/6 extra.



BAKER'S SELHURST SPEAKERS

"Stalwart." 12in. 15 ohms impedance. Frequency response 30-13,500 c.p.s. Power handling capacity 15 watts, peak A/C. **PRICE £5/10/-**.
"Standard." 12in., 15 ohms impedance. Frequency response 30-14,500 c.p.s. Power handling capacity 20 watts, peak A/C. **PRICE £6/10/-**.
"De-Luxe." 12in., 15 ohms impedance. Re-entrant cone. Frequency response 18-17,000 c.p.s. Power handling capacity 15 watts, peak A/C. **PRICE £8/10/-**. CARRIAGE 3/6 per speaker extra.
(H.P. Terms available).



R.1155 RECEIVERS

NOW AVAILABLE ON H.P. TERMS

BRAND NEW AERIAL TESTED BEFORE DESPATCH

These well-known Ex-Air Ministry Receivers need no further introduction. Supplied complete with 10 valves and full circuit data.
LASKY'S PRICE £11.19.6
BRAND NEW
Secondhand. Specially Selected. Grade 1 **£9.19.6**
Secondhand. Grade 2 **£7.19.6**
Carriage 17/6 per receiver extra. including 10/- returnable on case.



ASSEMBLED POWER PACK/OUTPUT STAGE FOR R.1155 RECEIVER

For use on 200-250 v. A.C. mains. Complete with 2 valves. In metal case size: 12 x 7 x 5 1/2in. **LASKY'S PRICE, 79/6.** Carr. 5/-.
Power Pack as above. Fitted with 6 1/2in. p.m. speaker. **LASKY'S PRICE £5/5/-**. Carr. 5/-.

A LASKY'S RADIO ADVERTISEMENT. SEE OVER.



LASKY'S T.V. CONSTRUCTORS' PARCELS.

No. 1 WIDE ANGLE PARCEL. Containing ferroxcube line E.H.T. transformer, ferroxcube scanning coils, frame output transformer, p.m. focus unit, frame blocking osc. transformer, 14, 16 or 17-inch mask and glass, width and linearity controls. Also the following valves:—6U4gt, 6CD6, 6AL5, 2—6AM5 (N78), 3—12AU7. Full circuit.
LASKY'S PRICE COMPLETE £8/15/11
Carriage 3/6 extra.

No. 2 THE WIDE ANGLE PARCEL As No. 1 parcel. But less valves.
LASKY'S PRICE 94/11
Carriage 2/6 extra.

No. 3. All brand new components by Igranic. Comprises E.H.T. flyback line transformer, 7-10 Kv. with ferroxcube core and rectifier heater winding; scanning coils; frame output transformer; Elac focus unit with vernier adjuster; U.25 E.H.T. rectifier, 12in. mask and glass.
LASKY'S PRICE FOR THE COMPLETE PARCEL, 79/6
Carriage and packing 3/6 extra.

No. 4 Complete set of metal-work. Unassembled. Comprising main chassis, tube supports and valve-holders. (Less sound-vision chassis.) **PRICE 25/-.** Carriage 3/6 extra.

No. 5 SPECIAL PARCEL. Comprising line output transformer (Non E.H.T.) frame output transformer, scanning coils, line and frame blocking oscillator transformers, large 250 m/a. smoothing choke.
LASKY'S PRICE 44/6
POST FREE.

CRYSTAL DIODES. Glass type, wire ends. 1/6 each. Higher Grades Available. 12 Assorted for 30/- Post Free.

LIMITED QUANTITY ONLY

COLLARO 3-SPEED AUTO CHANGERS. Model 3RC/521. New and unused in maker's carton.

Cream or fawn finish. Complete with hi-fidelity "studio" turn over crystal pick-up.



LASKY'S PRICE £9.19.6 Carriage Free.

12 VOLT-4 WATT MOBILE AMPLIFIERS

BRAND NEW AND UNUSED KT.61 output. Complete with power unit and synchronous vibrator (Wearite type QFA/12), and all valves. Fitted with rubber covered heavy duty battery lead.

By famous manufacturer, in handsome metal cabinet, grey crackle finish. Size: 10in.x6in.x8in. Output impedance 3 ohms. With the addition of a suitable loudspeaker, this is ready for operation. Finest quality components throughout. Robustly constructed for rough handling. Complete with carbon hand-microphone with screened lead. Can also be used as a power pack and output stage for a car radio.



LASKY'S PRICE, £7.19.6 OR LESS **OR LESS MICROPHONE £6.19.6** COMPLETE

Carriage 5/- per unit extra.

HIGH VOLTAGE E.H.T. CONDENSERS

.1 + .1 mfd. 3.5 Kv.	5/11
.1 mfd. 7 Kv.	15/-
.001 mfd. 12.5 Kv.	7/6
.001 mfd. 15 Kv.	10/-
.0005 mfd. 10 Kv.	3/6
.0005 mfd. 15 Kv.	6/6
.04 mfd. 12.5 Kv.	5/-

CO-AXIAL CABLE


75-80 ohms impedance.	
Single Core, per yard	8d.
Twin Core, per yard	1/-
Twin Balanced Feeder, per yard	6d.

SPECIAL OFFER MAGNETIC RECORDING TAPE

Kraft base. 1,200ft. reels, 17/3.

TELEVISION CABINETS

THE ROTHESAY



This cabinet is really the last word in outstanding contemporary design. Absolutely rigid construction throughout with the finest laminated woods, veneered in walnut, polished light, medium or dark shade. The top is 1/2 inch thick. Fitted with gold anodised speaker grille. The C.R.T. aperture frame is detachable, supplied to suit any size tube to order. Full length doors if required can be supplied with the cabinet. Veneered both sides, and polished to match the cabinet, they will be mounted with full length piano hinges. Outside dim. 34 1/2 in. high, 21 1/2 in. wide, 21 1/2 in. deep. Inside dim. 18 1/2 in. wide, 19 1/2 in. deep. Size of top 22 1/2 in. x 21 1/2 in. Thickness 1/2 in. **NOTE THESE GENEROUS SIZES.**

LASKY'S PRICE £9.19.6 Carriage 15/- extra.


Now supplied complete with mask, glass, castors, shelf, bearers, C.R.T. neck end protector, back, speaker fret and baffle board. Finished in beautiful figured medium, light or dark walnut veneer, with high polish. Suitable for most home constructor T.V. receivers, including the "Viewmaster," "Practical Television," "Tele-King," "Magniview," "Wireless World," etc. Can be supplied with cut-out for 14in., 16in. and 17in. C.R. tubes at no extra cost.

An allowance of 4s. 6d. will be made if the mask is not required. Inside Dimensions: Depth 16 1/2 in.; width 17 1/2 in.; height 28in. Overall height 32in. and width 18 1/2 in. **WHY NOT CONVERT YOUR TABLE RECEIVER TO A CONSOLE MODEL?** Adaptor frames for fitting 9in. or 10in. C.R. tubes can be supplied if required.

LASKY'S PRICE £8.10.0 Carriage 12/6 extra

H.P. Terms. Deposit £2/17/-, plus carriage. Balance plus charges spread over 12 months.

THE DE-LUXE



C.R.T. Neck Protectors 2/6.

SPECIAL T.V. CONDENSERS

64 mfd. 450 v.w.	3/11
100 mfd. 450 v.w.	4/11
32 + 100 mfd. 450 v.w.	7/6
100 + 200 mfd. 350 v.w.	5/11

TABLE MICROPHONE STANDS.

2 Section Chrome. Heavy base. 12/6.

MICROPHONE FLOOR STANDS. 2 Section Chrome. Heavy Base. 35/-.

METROSILS. 10 Kv. 5/-.

BRIMISTORS.

CZ.1 1/6 each. CZ.3 9d. each.

OUTPUT TRANSFORMERS
Midget Pentode 3/6
Miniature Personal, 35A, etc. 3/6
Standard pentode 3/11
Push-Pull 6V6 9/6
Multi Ratio, P.P. 12/6
Heavy Duty, P.P. 14/11

H.P. TERMS. Deposit £3/10/- plus carriage charge. Balance plus charges spread over 12 months. The Rothesay cabinet with doors. Price £14/9/6.

ELECTROLYTIC CONDENSERS ALL BRAND NEW


8 mfd. 450 v.w.	1/9
16 mfd. 350 v.w.	2/6
16 mfd. 500 v.w.	3/6
20 mfd. 500 v.w.	3/6
30 mfd. 450 v.w.	3/3
60 mfd. 350 v.w.	3/11
64 mfd. 450 v.w.	3/11
150 mfd. 350 v.w.	3/6
400 mfd. 150 v.w.	2/6
8 + 8 mfd. 450 v.w.	3/6
8 + 16 mfd. 450 v.w.	4/3
12 + 12 mfd. 350 v.w.	2/6
16 + 16 mfd. 350 v.w.	3/6
16 + 16 mfd. 450 v.w.	4/6
20 + 20 mfd. 275 v.w.	2/-
60 + 100 mfd. 350 v.w.	7/6
32 + 32 mfd., 450 v.w.	5/11

MANY OTHER SINGLE AND MULTIPLE CONDENSERS IN STOCK.

3-WATT AC/DC MIDGET AMPLIFIERS

Push pull, very high gain

4 valves: 2 UL41 in push pull, 1 UCH42 and 1 UAF42. Input voltage 100/110 AC/DC. Very easily converted to 230 volts. Supplied with circuit diagram and full details. Size:— 9 x 4 x 4 inches. Uses 2 metal rectifiers, 1 each RM2 and RM3. Ideal for ships' record players, tape recorders, home record players, baby alarms, etc., etc. Supplied complete, fully assembled and wired, with 4 valves. Highest quality miniature components used throughout. An auxiliary 60 m/a. output is fitted, for use with a radio feeder. etc.



65/-
CARRIAGE FREE

BRAND NEW AND UNUSED. IN MAKER'S CARTONS.

THE TELE KING

5 CHANNEL 16 or 17 INCH SUPERHET RECEIVER

WIDE ANGLE — LARGE SCREEN

Do you know . . . this famous and well tried home constructor set can now be built for **£29'10'** including valves. Only tube and cabinet extra.



EVERY COMPONENT CAN BE SUPPLIED SEPARATELY.

Full constructional data, wiring diagrams and circuits.

Price 6/- POST FREE

WRITE NOW FOR OUR NEW TELE KING PRICE LIST. WE CAN SAVE YOU MONEY.

CHOKES			
40 m/a. . .	3/3	120 m/a.	7/3
60 m/a. . .	3/11	200 m/a.	12/6
80 m/a. . .	4/11	250 m/a.	14/-

SPECIAL TRANSFORMER
Secondary tapped as follows:
3, 4, 5, 6, 8, 9, 10, 12, 15, 18, 20, 24 and 30 volts at 2 amps.
PRICE 17/6.

TELEVISION SELENIUM RECTIFIERS	
The very latest "Sentercell" S.T.C. range.	
K3/40, 3.2 kV.	6/-
K3/45, 3.6 kV.	8/2
K3/50, 4.0 kV.	8/8
K3/100, 8.0 kV.	14/8
K3/160, 12.8 kV.	21/6
K3/200, 16 kV.	26/-

MANUFACTURER'S SURPLUS
R.F. E.H.T. OSCILLATOR COILS
Doublert type, 6-9 kV. Uses 1 or 2 EY51's. **LASKY'S PRICE 12/6.**

HEARING AIDS
By well known manufacturer. In metal case 2½ x 4½ x 1in. Complete with batteries and 3 subminiature valves. Fitted with internal crystal microphone. Used and soiled condition. **LASKY'S PRICE 39/6.** Post 2/6.
Earpiece and Cord. For use with hearing aid. **LASKY'S PRICE 17/6.**

INTERCOM. UNITS
4-station operation. For use on A.C./D.C. mains 200-250 volts. Complete, with 3 valves. Fitted in attractive plastic cabinet. **MASTER UNIT £5/19/6.** Carr. 5/- extra.
Extension Units, Price 21/- each complete. Carriage 2/- each extra.

P.M. LOUDSPEAKERS
All with 3 ohm speech coil.
3½in., 14/6. 5in., 14/6. 8in., 19/11. 4in., 12/6. 6½in., 15/- . 10in., 19/6.

ENERGISED SPEAKERS
8in. with O/T 600 ohm field, 15/6
8in. less O/T 600 ohm field, 12/6
8in. less O/T 1,200 ohm field, 12/6. 6½in. with O/T 600 ohm field, 14/-.

SPECIAL OFFER. 12 INCH CATHODE RAY TUBES.
Standard types, suitable for T.V. LIMITED QUANTITY. **LASKY'S PRICE £12/19/6.** Carriage and insurance 15/- extra.

ION TRAPS. All types, 3/-	
ARMOUR PLATE GLASS	
16in. Actual size 17½in. x 15½in. x ½in.	7/11
15in. Actual size 16½in. x 13in. x ½in.	6/11
12in. Actual size 13in. x 10½in. x ½in.	4/-
9in. Actual size 9in. x 8in. x ½in.	3/-

TRIPLEX DARK SCREEN FILTERS	
14 x 12½ x ½in.	7/6
15½ x 13½ x ½in.	9/6
Postage and packing 5/- per piece extra. (This charge is necessary owing to extra packing required).	

PERSPEX IMPLOSION GUARDS, incorporating escutcheon and filter plate.	
12in.	12/6
12in. de Luxe.	15/6
16in. de Luxe.	17/6

C.R.T. MASKS. Brand New LATEST ASPECT RATIO	
9in.	7/-
10in.	7/6
12in.	15/-
12in. Old Ratio.	9/6
12in. Escutcheon mask, with Perspex filter. 12/6	
14in. Rectangular.	12/6
15in. Cream rubber.	17/6
16in. Plastic, white.	12/6
17in. Rectangular.	15/-

TELESCOPIC AERIAL MASTS
As previously advertised Complete. **LASKY'S PRICE 25/-** Carriage 2/6 extra.



A MULTI CHANNEL TUNER FOR THE TELE KING WILL BE AVAILABLE SHORTLY.

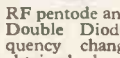
MANUFACTURERS' SURPLUS T.V. COMPONENT BARGAINS

WIDE ANGLE 38mm.	
Line E.H.T. trans., ferro-cube core, 9-16 kV.	25/-
Scanning Coils, low imp. line and frame.	25/-
Frame Output Transformer	10/6
Scanning Coils low imp. line and frame.	17/6
Frame blocking osc. transformer	4/6
Line Blocking osc. transformer, caslam cored.	4/6
Focus Magnets Ferroxdure P.M. Focus Magnets. Iron Cored	25/-
Duomag Focalsers	19/6
300 m/a. Smoothing chokes.	29/6
Electromagnetic focus coil, with combined scan coils	15/-
	25/-

STANDARD 35mm.	
Line Output Transformers. No. E.H.T.	12/6
Line Output Transformers. 6-9 kV. E.H.T. and 6.3 v. winding Ferroxcube.	19/6
Scanning coils. Low imp. line and frame.	12/6
Scanning Coils. Low imp. line and frame, by Igranic	14/6
Line blocking oscillator transformer	4/6
Frame blocking oscillator transformer	4/6
Frame output transformer.	7/6
Focus Magnets: Without Vernier	12/6
With Vernier	17/6
Focus Coils. Electromagnetic 200 m/a. Smoothing chokes 10/6	12/6

AERIAL ROD SECTIONS
Steel, heavily copper plated. 12in. long, ½in. diameter. Any number may fitted together. **PRICE 2/6 per doz. POST FREE.**

CYLOND 5-CHANNEL SWITCHED TELETUNERS
Brand new. Instant and positive selection of any one of the 5 B.B.C. television channels, by a single control knob. Uses EF.80 or 6BW7



RF pentode and ECC81 or 12AT7 Double Diode Triode as frequency changer. Tuning is obtained by switching incremental inductances. Size 4½ x 2½ x 2½in. Spindle 2½in. long ½in. diameter. I.F. Output 9.5-14 Mc/s., noise figure on all channels better than 10.5dB. I.F. rejection better than 45dB. on all channels. Power gain 24dB. **LASKY'S PRICE, less valves, 12/6. POST FREE. Complete with valves. 37/6. POST FREE.**

MAINS TRANSFORMERS	
All 200-250 v. 50 c.p.s. primary. Finest quality, fully guaranteed.	
MBA/3. 350-0-350 v. 80 mA. 6.3 v. 4 a., 5 v. 2 a. Both filaments tapped at 4 volts. An ideal replacement trans. 18/-.	
MBA/6. 325-0-325 v. 100 mA. 6.3 v. 3 a., 5 v. 2 a. With mains tapping board. Price 22/6.	
MBA/7. 250-0-250 v. 80 mA. 6.3 v. 3 a., 5 v. 2 a. Both filaments tapped at 4 volts. 18/-.	
MBA/8. SPECIAL OFFER Drop through type. 235-0-235 v. 60 mA. 6.3 v. 3 a., 12/6.	
MBA/9. 400-0-400 v. 60 mA. 6.3 v. 1 a., 4 v. 2.5 a. Price 12/6.	
AT/3. Auto transformer. 0-10-120, 200-230-240 volts 100 watts Price 17/6.	

CLOSED FIELD SPEAKERS
6½in. 18/6
8in. round and 6½in. Elliptical. 19/11.

TAPE RECORDER AMPLIFIERS. Complete with 5 valves: 2 6SN7, 2 6V6, 1 5Z4. Twin inputs, also volume control and record level. On aluminium chassis, size 11½ x 2½ x 9in. Complete with valves and 8in. speaker. Totally enclosed in case. **LASKY'S PRICE £9/19/6.** Less cover £8/15/-. Less cover and head lift transformer £7/15/-. Carriage 5/- per unit extra.

LASKY'S RADIO

LASKY'S (Harrow Road) Ltd.,
370 HARROW RD., PADDINGTON, LONDON, W.9
(Opposite Paddington Hospital)

Telephone, all departments: CUNningham 1979/7214.
Please Add a Reasonable Amount For Postage.

CLYNE RADIO LTD.



18, TOTTENHAM COURT ROAD, LONDON, W.1

MUSEum 5929/0095.

All goods specially selected for quality and value. Prompt Service—Money-back guarantee—it will pay you to visit our new rebuilt shop premises. Situated 50 yds only from Tottenham Court Road Tube! (Genuine).

F.M.!! (Frequency Modulation)

We are pleased to announce our complete Kit for the "Denco" F.M. Feeder Unit. This unit provides an A.F. output suitable for feeding into the audio section of a standard broadcast receiver where triode/pentode output are available. Within an average of 30 miles from a V.H.F. transmitter one F.M. stare should be adequate, but our complete Kit supplied includes all components and valves for an extra I.F. stage if necessary, or if the unit is used at greater distances. Full Constructional details, theoretical circuit, and point-to-point wiring diagram can be supplied for 1/6 post free, or the complete Kit right down to the last nut and bolt, at only £8/7/6, plus 2/6 packing and postage. This unit can be supplied if desired, ready assembled, signed and tested, at £8/10/- plus 2/6 P. & P.



If required we shall be pleased to align this unit for constructors not possessing the necessary equipment, for a charge of 7/6. N.B.—Valve line-up is 6AM6, 12AH8, 2-6BA6 and 6AL5. Chassis measures only 8 1/2 in. x 5 1/2 in. x 1 1/2 in. Demonstrations at 18, Tottenham Court Road!

F.S.D.		Size	Type	Price
50 microamp	D.C. 2 1/2 in.	M.C.	R.P.	50/-
250 microamp	D.C. 2 1/2 in.	M.C.	F.B.	40/-
500 microamp	D.C. 2 in.	M.C.	R.P.	13/6
500 microamp	D.C. 2 in.	M.C.	F.R.	18/6
500 microamp	D.C. 2 1/2 in.	M.C.	F.R.	35/-
1 mA.	D.C. 2 1/2 in.	M.C.	F. Sq.	17/6
1 mA.	D.C. 2 in.	M.C.	F. Sq. (scale calib. 1.5 kV)	15/-
1 mA.	D.C. 2 1/2 in.	M.C.	F.R.	22/6
1 mA.	D.C. 2 1/2 in.	M.C.	Desk Type	27/6
5 mA.	D.C. 2 in.	M.C.	F. Sq.	7/6
10 mA.	D.C. 2 1/2 in.	M.C.	R.P.	8/-
10 mA.	D.C. 2 1/2 in.	M.C.	F.R.	10/-
15 mA.	D.C. 2 in.	M.C.	F.R.	7/6
20 mA.	D.C. 2 in.	M.C.	F.R.	7/6
20 mA.	D.C. 2 in.	M.C.	F. Sq.	8/6
150 mA.	D.C. 2 in.	M.C.	F. Sq.	7/6
200 mA.	D.C. 2 1/2 in.	M.C.	R.P.	10/-
500 mA.	D.C. 2 in.	M.C.	R.P.	8/6
500 mA.	D.C. 2 1/2 in.	M.C.	F.R.	8/6
0.5 amp.	R.F. 2 in.	Thermo	F. Sq.	10/-
1 amp.	R.F. 2 1/2 in.	Thermo	R.P.	10/-
3 amp.	R.F. 2 in.	Thermo	F. Sq.	6/-
5 amp.	D.C. 2 in.	M.C.	F. Sq.	13/6
6 amp.	R.F. 2 1/2 in.	Thermo	F.R.	7/6
20 amp.	D.C. 2 in.	M.C.	R.P. (with shunt)	10/6
50-0-50	D.C.	M.C.	F. Sq.	7/6
15 volt	A.C. 2 1/2 in.	M.C.	R.F.	10/-
20 volt amp.	D.C. 2 in.	M.C.	F. Sq.	7/6
15-0-15 volt	D.C. 2 1/2 in.	M.C.	F.R.	17/6
150 volt	D.C. 2 in.	M.C.	F.R.	15/-
300 volt	D.C. 2 in.	M.C.	F. Sq.	8/6

R.P. = Round projection
F. Sq. = Flush Square
F.R. = Flush Round

Thermo = Thermo-couple.
M.C. = Moving Coil.

EX-W.D. CATHODE RAY TUBES. Guaranteed full picture. VCR97 at 40/- VCR517C at 35/- Also VCR139A—Ideal for oscilloscope 2 1/2 in. screen at 35/- We also have VCR97 with slight cut-off, very suitable for oscilloscope, testing purposes, etc., at 15/- only. All these tubes are brand new, in original packing, and tested before despatch. Please add 2/6 packing and carriage for any of the above tubes.

R.F. UNITS. All new condition and complete. Case size 9 1/2 in. x 7 1/2 in. x 5 in. Type 24—20-30 Mc/s, 15/- Switched Tuning. Type 25—40-50 Mc/s, 19/6 Switched Tuning. Type 27—65-85 Mc/s, 45/- Variable Tuning. We have a limited supply of RF27 new condition and complete, but tuning dial damaged. Price only 30/- each. ALL these units Post Free!

TEST METER—EX-ARMY. Direct readings 15 v. and 3 v. D.C., 6 mA. and 60 mA. D.C. current, 500 ohms and 5,000 ohms resistance ranges. Complete in bakelite case with web carrying strap. 19/6 plus 1/6 P. & P.

T1154 TRANSMITTER UNIT. Medium/high-powered for C.W.-M.C.W. R/T. 3 ranges, 10-5.5 Mc/s., 5-3.3 Mc/s. 500-200 Kcs. Absolutely complete; 4 valves, 2 meters, hundreds of resistors, condensers, etc., in wooden transit case. Price 39/6, plus 7/6 carriage and packing.

D.C. TEST METER EX-AIR MINISTRY TYPE E. BY AVO. Instrument size 4 1/2 in. x 3 1/2 in. x 1 1/2 in. Black Bakelite case. Meter scale length 3 in. D.C. volts, 2 v., 4 v., 20 v., 40 v., 200 v., 400 v., 1,000 v., 2,000 v. D.C. current, 20 mA., 100 mA., 200 mA., 2 amp., 20 amp. Resistance scale, 0-10,000 ohms. These meters have all been reconditioned, and are guaranteed perfect. Supplied complete in leather carrying case at £3/19/6, plus 2/- P. & P. Limited quantities.

L.T. TRANSFORMER—ADMIRALTY. Heavy duty type, 180/230 v. input, 4.2 v. plus 4.2 v. at 10 amp. 25/- only, plus 1/6 P. & P.

HEATER TRANSFORMERS. Special Manufacturers' surplus. Brand new, tropicalised by Woden, for instrument work: Primary 0/110 v., 220/240 v., 380/440 v. Secondaries 0/110 v./20 v./30 v./60 v./240 v. at 30 mA., 6.3 v., 4.5 A., 6.3 v., 0.9 A. 7/6 ea. only, plus 1/6 P. & P. Limited quantities.

R1155A RECEIVERS guaranteed serviceable in original packing cases. £7/19/6. Fully assembled Power Pack and output stage, to plug straight into R1155 for A.C. 200/250 volts. at 79/6. We have a few brand new R1155A at £11/19/6, also in original packing cases—Detect 10/- if purchasing either receiver together with power pack. Plus 10/- packing and carriage.

HIRE PURCHASE
We are pleased to announce advantageous hire purchase facilities on any single item over £10. Ask for details, mentioning what you are interested in.

TAPE RECORDING EQUIPMENT. We can offer a well constructed cabinet hand-somely finished in grey or brown rezone made specifically to take Truvox or Wearite Tape Decks Measures 22 in. x 14 in. x 9 1/2 in. deep. Completely portable, shows attractive speaker grill at one end, to take 8 in speaker. This cabinet is especially made to take in addition to the above decks, the very latest ELIPICO tape amplifier (mix V) at £18/16/- Price of cabinet 79/6, plus P. and P.

N.B.—We can supply from stock the latest Truvox and Wearite Tape Decks at 22 guineas and £35 respectively. Reduction of 20/- on cabinet if purchased at the same time as either of these tape deck!

N.B.—We can also supply from stock the astounding Truvox Radio Jack. Overall length 4 1/2 in. x 2 1/2 in. x 2 1/2 in. Just plug into your tape recorder or any suitable amplifier to receive direct reception from any two local stations, or to make recordings (in the case of tape recorder) of any of the programmes radiated by the selected stations. Price only £3/19/11 tax paid, or send stamp for illustrated leaflet.

We also have in stock Elipico new tape deck at £19/19/-. Truvox Tape Amplifier type "C" at £16/16/- especially for use with Truvox Deck. Truvox Telephone adaptor at £2/2/-; also Dictation Attachment at £4/4/-

SPECIAL PURCHASE. We can offer strictly limited supply of "Limpet" telephone tape recorder attachments. Simply stick rubber section past to base of telephone and plug in to input-jack on your tape recorder. This automatically records incoming telephone conversation. Our price absolutely complete with lead and jack plug. 17/6 only, post free!

Manufacturer's surplus high-quality crystal microphone type HM7 for hand or stand use. A few only at 50/-, post free. We also have a limited number of Ronette twin cell crystal microphone inserts at 23/6.



Carrying cases in black leatherette finish. Extremely well-made case with chromolocks and corner pieces for extra strength. This cabinet will house any 12 in. Hi-Fi speaker, but can be put to a number of uses. Front panel and lid are removable, and the cabinet is packed in a strong cardboard container for carrying purposes. Size: 18 1/2 in. x 10 1/2 in. x 16 1/2 in. high, 55/-, plus 5/- post and packing.

45 Mc/s PYE STRIP.—Brand new complete with 6 valves type EF50 and one EA50, 70/- only.

METER SPECIAL We have a limited quantity of aircraft electrical thermometers. Brand new, by Weston. 2 in. moving coil meter, flush square fitting. These meters have a luminous scale graduated 40-140 degrees centigrade, but the full scale deflection is approximately 150 microamps. Price 12/6 each only, plus 1/- P. & P.

VIBRATOR PACK. Brand new, by Mallory, 12 volt input, 150 v. 40 mA. output. Complete with synchronous vibrator, 27/6.



SPECIAL PURCHASE!
DECCA THREE-SPEED GRAM UNITS.
A three speed single single motor complete with 16 in. turntable and pickup, with the two famous fir magnetic plug-in heads type C and D, fitted with sapphire styli. Latest Decca cantilever type counter-balanced pickup arm. Matches the circuit of almost any radiogramophone or record reproducer. The first step towards the achievement of high-fidelity reproduction when used with amplifiers specially designed for this purpose. Automatic stop of entirely new design. Base-plate measures 18 in. x 11 in. Height above motor board 2 1/2 in. and 3 in. clearance required below. List price £13/19/6. our price only £7/19/6 tax paid, plus 5/- packing and post. Cream finish. We can also supply this unit with the special "4-pin to ACOS" adaptor and two GP18 heads. Price the same £7/19/6!



VERY SPECIAL HIGH-QUALITY RADIO-GRAM CHASSIS. We have purchased a limited quantity of these chassis by Britain's leading manufacturers of quality radiograms. Circuit is a 3-waveband five-valve superhet with A.V.C. Valves 6K8G frequency-changer 6B8G I.F. amplifier, detector and A.V.C. 6BL7GT. Combined pick-up amplifier and A.F. Amplifier on Radio and Gram. 6V6G, beam-power output tetrode; 6Z4G full-wave rectifier—Employing a special circuit for gramophone pre-amplification. A continuously variable tone-control provides ample treble correction without accentuating the bass. Large glass dial, horizontal tuning measuring 1 1/2 in. x 3 1/2 in. Chassis measurement: 14 1/2 in. x 9 in. x 8 in. This is a superior chassis designed to sell originally in a Radiogram costing £79. Our price is £11/19/6 only, tax paid, plus 5/- packing and carriage. We will gladly demonstrate this chassis or any other working item from our stocks, to personal callers!



BATTERY CHARGER 6/12v. 4A. Attractive grey and red metal case. Fused in and out. Full charge or half charge. Complete with heavy duty crocodile clips. Not Ex-Govt. Fully guaranteed. £4/19/6.

LIGHTWEIGHT CRYSTAL HEADPHONES. Brand new, by Roethermel. List price 70/-. Our Price 25/-!! Limited supply.

HEADPHONES. Brand new, ex-Govt., by S. G. Brown. Type CLR. Low resistance, 7/6 per pair. Type CHR high resistance, 12/6 per pair. We can also export very special brand new American ex-Govt. lightweight high resistance phones by Trimm at 15/- per pair.

The R.C. RAMBLER ALL-DRY PORTABLE KIT

Full assembly details with practical and theoretical diagrams can be supplied at 1/6 post free. This is a truly professional 4-valve superbet—all dry for medium and long waves. A cream plastic top panel, with dial engraved in red and green, adds to the very imposing appearance of this model which is housed in an attractive cream and grey leatherette covered attaché-case type cabinet, measuring only 9in. x 7in. x 5in. Weight (less batteries) 4 lb. with batteries 6lb. This set really has everything! Built - in frame aerial, high quality, extremely sensitive, and very adequate volume from the 5in. speaker. Valve line-up: 3V4, 1B5, 1S5, 1T4. All the required components, exactly as specified, including cabinet, can be supplied from stock at the special inclusive price of £7/7/- plus 2/6 P. & P. (less batteries). Uses Ever Ready 90 v. H.T. type B128 at 9/3. Also L.T. 1.5 v. AD.55 at 1/4. N.B. When batteries are removed there is adequate space for mains unit which will shortly be made available.



THE "SUPERIOR FOUR" KIT. Our new four-valve receiver. A.C. mains, 200/250 v. M. and Long Waves. As with our very successful "Economy Four" all required components are supplied. Valve line-up: 2 6X5GT and 6V6GT. Chassis ready drilled. Cabinet size, 10in. x 10in. wide. Maximum depth at base, 5in., tapering to 3in. at top. Sloping front. Very attractively finished in light walnut and peach. Each component brand new and tested prior to packing. Complete instruction booklet with practical and theoretical diagrams is provided. Booklet available at 1/6, post free. Our price for complete kit, £8/9/6!!! Please add 2/6 packing and carriage. If preferred, we can supply Cabinet, Assembly only, comprising Cabinet and bracket valvechange switch, dial, pointer, drum pulleys, drive spindle, drive spring and knobs, at 45/- plus 2/6 packing and carriage. N.B.—Our Kits are even supplied with sufficient solder for the job!



THE R.C. GRAM REPLACEMENT CHASSIS KIT

To meet the very great demand for this type of receiver, we have produced this unit. For Long, Medium, and Short Waves. Valve line-up: 6K8 Frequency changer, 6K7, I.F. Amplifier, 6G7, 1st Audio, Detector and A.V.C., 6V6 Output, 6X5 Full-wave rectifier. For A.C. mains 200/250 volts. 4 watts output. Excellent quality. High sensitivity. Provision for gram. Attractive illuminated black, red, green and gold dial, for horizontal tuning. Four controls are: Tuning, L/M/S/Gram. Vol./on/off. Tone (variable). Chassis size: 13in. x 5in. x 2in. Dial size: 10in. x 4in. Assembly is simplified by the use of a 3-waveband coil pack, and pre-aligned 465 Kc/s. I.F. transformers—high-grade drop-through half-shrouded Mains Transformer, with voltage adjuster panel. This chassis can easily be assembled in an evening. Illustrated pamphlet with full assembly instructions, practical and theoretical wiring diagrams and terminated price list, 1/6, post free.

The main items for this receiver can be supplied separately, as under. Drilled chassis, complete with valve-holders, A/D panel, P/U panel, tuning condenser and ready-assembled dial and drive at 39/6. 3 waveband coil pack with gram position, 39/6, tax paid. Pair of 465 Kc/s. I.F. Transformers, 9/6 pair. Half-shrouded drop-through Mains Transformer, 22/6. The total cost of ALL items purchased separately is nearly £10, but we shall be pleased to supply all the required components right down to the last nut and bolt, at a special inclusive price of £8/5/-, plus 2/6 packing and postage. A set of four small brown or cream engraved knobs to suit is available at 1/2 each knob. This chassis is a professional job in every respect and can be seen and heard at our premises. This chassis can also be supplied, ready assembled, in very limited quantities, at £9/19/6 plus 5/- carriage and packing.



Illustrated instruction booklet is the most comprehensive available for this type of receiver. Booklet available at 1/6 post free—this is allowed if kit is purchased later—Please, 2/6 packing and carriage for complete kit.

THE R.E.P. ONE-VALVE BATTERY RECEIVER KIT. Simple one-valve all-dry battery receiver for headphones, easily built in one evening. All required components including headphones, can be supplied at inclusive cost of 42/- plus 2/- p. & p. Operated by Ever Ready B114 type battery available at 7/9. Full assembly details available separately at 9d. plus 3d. post.

TELESCOPIA AERIAL MAST. Ex-R.A.F. dinghy transmitter mast. Total length when extended, 17ft. Collapses into two sections each approx. 24in. Complete with dials and lashings, lightweight duralumin construction, diameter at thickest point, 1 1/2in. approx. tapering to 1/2in. New condition. 32/6. Plus 2/- post and packing.

CO-AXIAL CABLE. Standard 80 ohms. Brown, stranded centre conductor, 6d. per yard only! Not Govt. surplus. Min. 12 yds. We stock MICROPHONES by Lustraphone, Rouette, etc., and have available, ex-stock, the new ACOS Crystal Microphone Type MIC 35-1 at 25/- and MIC 33-1 at 50/-.

BRANDENBURG E.H.T. UNITS. 6-9 kV., 6 gns.; 13-16 kV., 9 gns.; 6-9 kV. coil, 39/-; 10-15 kV. coil, 55/-. Wiring diagram supplied.

SPECIAL !!!

DECCA LIGHTWEIGHT PICKUPS. Complete with either Standard or L.P. Crystal Cartridge insets. Complete with Rest and Tracking Instructions. 32/6 plus 2/6 P. & P. Also their very latest type, as above, but with turn-over head, 47/6 only!

TWO GANG .0005 mfd. Absolutely standard, with feet by Wingrove & Rogers. Long spindle, 8/6 each.

THREE GANG DITTO, less mounting feet, 8/6 only.

22 SET POWER UNIT NO. 4MK1 ZA10478— Complete with 4 metal rectifiers each 250 v. 60 mA. 2-12 v. 4 pin Mallory Vibrators, transformers, condensers, resistors, signal lamp, indicator, etc. etc., in good condition. Complete in metal box size 10 1/2 in. x 6 in. x 8 in. Weight 13lb., 2/7/6, plus 5/- P. & P.

VALVES. We have a very comprehensive stock of special purpose surplus valves at competitive prices. A stamp will bring Valve Price List.

L.T. RECTIFIERS TYPE R.K. A newly manufactured range, guaranteed 12 months. 6 or 12 v. 1 a. F.W. bridge type 7/6
6 or 12 v. 1.5 a. 9/6
6 or 12 v. 2 a. F.W. bridge type 11/3
6 or 12 v. 4 a. F.W. bridge type 15/-
6 or 12 v. 6 a. F.W. bridge type 23/6

CHARGER TRANSFORMERS. Input 230 v. 6/12 v. 2 a. 11/9
6/12 v. 4 a. 17/6
6/12 v. 6 a. 25/-

COIL PACKS. MANUFACTURERS' SURPLUS. Few only, iron-cored, 7 wave-band (2 medium, 5 short waves), comprising 14 coils, trimmers, wave-change switch, etc. etc., complete with copy of manufacturers' original circuit, 50/- only, tax paid. Completely assembled. Suitable Glass Dial, 3/6.




"CONTEMPORARY." A well made Cabinet in light wood, made especially to blend with this type of furniture. The motor board is uncut, and will accommodate most Radio Chassis and Auto-change units. Size: 30in. x 15in. x 29in. high. Price £9/15/-, plus 10/- post and packing.



THE NEW R.C. HIGH-FIDELITY AMPLIFIER. P.P. 6V8 output. Freq. 25—16,000 cps.—60db at 8 1/2 watts. Treble boost and cut—Bass boost—L.F. correction. Provision for Feeder Unit Max. UNDISTORTED OUTPUT 8 1/2 watts. Price 14 gns. plus 7/6 ROW AVAILABLE. Kit of Parts, complete with fully illustrated instructions £11/19/6, plus 5/- carriage. Illustrated booklet available separately at 2/6. Attractive metal cover, now available. With built-in carrying handle, 19/6.

24 VOLT ROTARY CONVERTER. Input 24 v. D.C. Output 200/250 v. A.C. 100 watts. Complete in black steel box 18in. x 1 1/2 in. x 8 1/2 in. Weight approx. 30 lb. Completely smoothed, incorporates Sodium Lamp transformer. Brand new. 92/6.

I.F. TRANSFORMERS. SPECIAL OFFER. All iron-cored 465 Kc/s. Plessey—Iron-cored. 2 1/2 in. x 1 1/2 in. x 1 1/2 in., 7/6 pr. Philips, size 2 1/2 in. x 1 1/2 in. diameter (cylindrical), 7/6 pair. By Invicta—Cylindrical, 2 1/2 in. x 1 1/2 in. diameter, 8/6 pr. Also our own special ultra midget, size 1 1/2 in. x 1 3/16 in. x 1 3/16 in. Only 9/6 pr. pair. By Weartie, Type 501 and 502, 12/6 pr. pair.



ELPICO 4-WATT AMPLIFIER. AC/34. A small 3-valve 3-stage audio amplifier. AC 200/250 v. Output 4 watts. 2/3 ohm. Suitable for Radio, Microphone or Gramophone input. Volume and Tone Controls—Valve line up. 6S17, 6Y6, 6T6—Engraved front panel. Size of chassis only—7in. x 5in. x 2in. Overall height—5 1/2 in. Price £7/10/-. We have in stock the very latest "Elpico" Feeder Unit type RF/720. Superbet for L., M., Short and Trasher Bands. Very attractive illuminated black and gold dial, for immediate use with any amplifier. 15 gns., tax paid.

SPECIAL OFFER—Garrard AC/DC Model 1524 centre drive motor for 78 r.p.m.—Speed regulator—Few only at 27/19/6. plus 2/6 packing and carriage. We also have in stock—Connoisseur 3-speed motors, pick-ups. Pick-ups and heads, by Garrard, Decca, Collaro, Acos, Chancery, etc. etc., at current prices.

PORTABLE CABINETS. Manufacturers' surplus. Well made brown rexine covered. Will take any standard single player with bottom clearance of 2in. Total size closed 15in. x 13in. x 5in., fitted with snap catches and carrying handle. 22/6 only, plus 2/6 P. & P.

4-WATT 2-STAGE AMPLIFIER. Valve line-up: 6L6, EF37 and GZ32, complete with 10in. Mains Energised Speaker. £9/19/6, plus 5/- packing and carriage.



STUPENDOUS HALF-PRICE OFFER !! DECCA SINGLE SPEED RECORD PLAYING DESKS 33A. Easily converted to either Standard or L.P. Price with one crystal cartridge of either type, £4/19/6; or with both cartridges, £5/19/6. Plus 5/- P. & P.

WHIP AERIALS. All copper, 3 sections each of 4ft. Screw in, 7/6 complete. Ditto, but two bottom sections only at 4/8. Both plus P. & P. 1/6.

8 MFD. 1,200 v. PAPER BLOCK CONDENSERS. Size: 5in. x 4 1/2 in. x 3 1/2 in., 15/- each. Many others in stock.

CLYNE RADIO LTD.



18, Tottenham Court Road, London, W.1.

SELENIUM RECTIFIERS

L.T. Types	H.T. Type H.W.	
2/8 v. 1/2 a.h.w....	120 v. 40 mA....	3/11
6/12 v. 1/2 a.h.w....	250 v. 50 mA....	5/9
	250 v. 80 mA....	7/9
F.W. Bridge Types	RM2 125 v. 100	
6/12 v. 1 a.....	mA.....	3/11
6/12 v. 1 1/2.....	RM3 125 v. 120	
6/12 v. 2 a.....	mA.....	5/9
6/12 v. 4 a.....	RM4 250 v. 250	
6/12 v. 6 a.....	mA.....	11/9
6/12 v. 10 a.....	300 v. 275 mA.	12/11

CO-AXIAL CABLE. 75 ohms $\frac{1}{2}$ in. 7d yard. Or in 20yd. lengths, 6d. yd. Twin screened feeder, 9d. yd.

RHEOSTATS (VARIABLE RESISTORS)
2 ohms 5 amps, 6/8; 0.4 ohm 25 a., 8/9; 10 ohm 3 amps., 8/9; 60 ohms 1.5 amps, 14/9.

SILVER MICA CONDENSERS. 5, 10, 15, 20, 25, 30, 35, 50, 100, 120, 150, 180, 200, 230, 300, 330, 400, 470, 500, 1,000 pfd. (.001 μ F), .002 mfd. (2,000 pfd.). All at 5d. each, 3/9 dozen one type.

DIAL BULBS, M.E.S., 8 v. 0.15 a., 6/9 doz.; 6.5 v. 0.15 a., 8/9 doz. 4.5 v. 0.3 a., 6/9 doz.

ELECTROLYTICS (Current production) NOT ex Govt.

Tubular Types		Can Types	
8 μ F 450 v.....	1/11	16 mfd. 350 v.....	1/11
8 mfd. 500 v.....	2/6	16 μ F 450 v.....	2/9
16 μ F 350 v.....	2/3	24 μ F 350 v.....	2/11
16 μ F 450 v.....	2/9	32 μ F 350 v.....	2/11
16 μ F 500 v.....	3/9	32 mfd. 450 v.....	4/9
24 μ F 350 v.....	3/3	64 mfd. 450 v.....	4/9
32 μ F 350 v.....	3/9	8-8 μ F 350 v.....	3/9
32 mfd. 500 v.....	5/9	8-8 μ F 450 v.....	3/11
8-16 μ F 500 v.....	4/11	8-8 mfd. 500 v.....	4/9
25 μ F 25 v.....	1/3	8-16 μ F 450 v.....	2/11
50 μ F 12 v.....	1/3	16-16 μ F 450 v.....	4/11
50 μ F 50 v.....	2/3	16-32 μ F 350 v.....	4/9
		16-32 mfd. 450 v.....	4/9
		32-32 μ F 350 v.....	4/9
		32-32 μ F 450 v.....	5/11
Can Types			
8 mfd. 350 v.....	1/3		
8 mfd. 450 v.....	2/3		
8 mfd. 500 v.....	2/9		

AMPLIFIER OR CHARGER CASES. Size 14 $\frac{1}{2}$ x 5 $\frac{1}{2}$ x 7 $\frac{1}{2}$ in. high. Strongly made in perforated steel. Grey enamel finish. Only 9/6.

VOLUME CONTROLS with long spindles, all values less switch, 2/9; with S.P. switch, 3/9.

WIRE WOUND POTS: 20 ohms, 500 ohms, 5K, 20K, 50K, 100K (medium length spindles), 2/9. 220 ohms, 2K, 10K, 20K, 50K, Preset type, 1/9 ea.

AMMETERS. Moving coil. G.E.C. 0-5 amps., 2in. scale, 11/9.

EX-GOVT. E.H.T. SMOOTHING CONDENSERS
.25 mfd. 4,000 v. Blocks..... 4/9
.5 mfd. 2,500 v. Blocks..... 3/9
.5 mfd. 3,500 v. Cans..... 3/3
1 mfd. plus 1 mfd. 8,000 v., large blocks (common negative isolated)..... 9/6
1.5 mfd. 4,000 v. blocks..... 5/9

EX-GOVT. ACCUMULATORS with non-spill vents Unused and guaranteed. 2 v. 16 A.H., 5/9 each. or 3 in wood carrying case 9 x 7 x 5 in., 14/9, plus 3/6 Carr.

EX-GOVT. BLOCK PAPER CONDENSERS
2 mfd. 800 v. 1/9 4 mfd. 2,000 v. 6/9
4 mfd. 500 v. 2/9 8-8 mfd. 500 v. 5/9
4 mfd. 730 v. 3/9 8 mfd. 500 v. 5/9
4 mfd. 1,500 v. 4/9 8-8 mfd. 500 v. 6/11
15 mfd. 500 v. 7/9
4 mfd. 400 v. plus 2 mfd. 250 v. 1/11.

EX-GOVT. AUTO TRANSFORMERS 50 c/s.
Double Wound 0-230 v. to 15-10-5-0-195-215-235 v., 1,000 watts..... 27/9
Double Wound 220/240 v. input. Output 57.5 v. to 230 v. 21 amps in steps of 11 v. 26/15
Double Wound 10-0-200-220-240 v. to 10-0-275-295-315 v., 1,000 watts..... 69/6
For 110-115 v. input or output primaries and secs., can be connected in series.
0-110-190-230 v. 1,400 watts 49/6

M.E. SPEAKERS. All 2-3 ohms, 6 $\frac{1}{2}$ in. Rola-field 700 ohms, 11/9. 10in. R.A. field, 1,500 ohms, 23/9. 10in. R.A. field 1,000 ohms, 23/9. **SPECIAL OFFER.** Mains Trans. 200-250 v. 50 c/s. Primary. Secs. 300-0-300 v. 150 mA. 6.3 v. 4 a., 5 v. 3 a., Half shrouded drop through, 21/9.

R.S.C. TRANSFORMERS

FULLY GUARANTEED, INTERLEAVED AND IMPREGNATED

MAINS TRANSFORMERS
Primaries 200-230-250 v. 50 c/s.

FULLY SHROUDED UPRIGHT MOUNTING
250-0-250 v. 60 mA., 6.3 v. 2 a., 5 v. 2 a., Midget type, 21-3-3in..... 16/9
350-0-350 v. 70 mA., 6.3 v. 2 a., 5 v. 2 a..... 18/9
250-0-250 v. 100 mA., 6.3 v.-4 v. 4 a., c.t., 0-4-5 v. 3 a..... 23/9
250-0-250 v. 100 mA., 6.3 v. 4 a., 5 v. 3 a..... 22/9
250-0-250 v. 100 mA., 6.3 v. 6 a., 5 v. 3 a., for R1355 conversion..... 29/6
300-0-300 v. 100 mA., 6.3 v. 4 a., 5 v. 3 a..... 22/9
300-0-300 v. 100 mA., 6.3 v.-4 v. 4 a., c.t., 0-4-5 v. 3 a..... 23/9
350-0-350 v. 100 mA., 6.3 v. 4 a., 5 v. 3 a. 22/9
350-0-350 v. 100 mA., 6.3 v.-4 v., 4 a. c.t., 0-4-5 v. 3 a..... 23/9
350-0-350 v. 150 mA., 6.3 v. 4 a., 5 v. 3 a. 31/6
350-0-350 v. 150 mA., 6.3 v. 2 a., 6.3 v. 2 a., 5 v. 3 a..... 33/9
350-0-350 v. 250 mA., 6.3 v. 6 a., 4 v. 8 a., 0-2-6 v. 2 a., 4 v. 3 a., for Electronic Eng. Televisor..... 69/6
425-0-425 v. 200 mA., 6.3 v. 4 a., c.t., 6.3 v. 4 a., c.t., 5 v. 3 a., suitable Williamson Amplifier, etc..... 47/9
425-0-425 v. 250 mA., 6.3 v. 6 a., 6.3 v. 6 a., 5 v. 3 a..... 69/6

TOP SHROUDED DROP THROUGH TYPE
250-0-250 v. 70 mA., 6.3 v. 2.5 a..... 12/11
260-0-260 v. 70 mA., 6.3 v. 2 a., 5 v. 2 a..... 15/9
350-0-350 v. 80 mA., 6.3 v. 2 a., 5 v. 2 a..... 17/6
275-0-275 v. 80 mA., 6.3 v. 3 a., 4 v. 2.5 a. 14/11
250-0-250 v. 100 mA., 6.3 v. 4 a., 5 v. 3 a. 21/9
300-0-300 v. 100 mA., 6.3 v.-4 v. 4 a., c.t., 0-4-5 v. 3 a..... 21/9
350-0-350 v. 100 mA., 6.3 v. 4 a., c.t., 5 v. 3 a..... 21/9
350-0-350 v. 150 mA., 6.3 v. 2 a., 6.3 v. 2 a., 5 v. 3 a..... 29/11
350-0-350 v. 150 mA., 6.3 v. 4 a., 5 v. 3 a. 26/9

E.H.T. TRANSFORMERS. 2,500 v. 5 mA., 2-0-2 v. 1.1 a., 2-0-2 v. 1.1 a., for VCR97, VCR517 or ACR2X..... 36/8

FILAMENT TRANSFORMERS
Primaries 200-250 v. 50 c/s.
6.3 v. 1.5 a..... 5/9 0-4-6.3 v. 2 a.... 7/9
6.3 v. 3 a..... 8/11 6.3 v. 6 a..... 17/6
12 v. 1 a..... 7/11
0-2-4-5-6.3 v. 4 a. 16/9 12 v. 3 a. or 24 v. 6.3 v. 2 a. 7/6 1.5 a. 17/6

CHARGER TRANSFORMERS
All with 200-230-250 v. 50 c/s Primaries: 0-0-15 v. 1.5 a., 12/9; 0-0-15 v. 3 a., 18/9; 0-0-15 v. 6 a., 22/9; 0-4-0-15-24 v. 3 a., 22/9.

ELIMINATOR TRANSFORMERS
Primaries 200-250 v. 50 c/s. 120 v. 40 mA. 7/11
120 v. 40 mA. 5-0-5 v. 1 a..... 14/9

OUTPUT TRANSFORMERS
Midget Battery Pentode 66:1 for 3S4, etc. 3/6
Small Pentode, 5,000 Ω to 3 Ω 3/9
Standard Pentode 5,000 Ω to 3 Ω 4/9
Standard Pentode, 8,000 Ω to 3 Ω 4/9
Standard Pentode, 10,000 ohms to 3 ohms 4/9
Multi-ratio 40 mA. 30:1, 45:1, 60:1, 90:1, Class B Push-Pull..... 5/6
Push-Pull 8 Watts 6V6 to 3 ohms..... 8/9
Push-Pull 10-12 Watts 6V6 to 3 Ω or 15 Ω 15/9
Push-Pull 10-12 Watts to match 6V6 to 3-5-8 or 15 Ω 16/9
Push-Pull 15 Watts 6L6s, KT66s, etc. to 3 or 15 ohms..... 19/9
Push-Pull 20 Watts high-quality sectionally wound 6L6, KT66, etc., to 3 or 15 Ω 47/9
Williamson type, exact to author's spec. 85/-

SMOOTHING CHOKES
250 mA., 3 H. 50 ohms..... 11/9
150 mA., 7-10 H. 250 ohms..... 11/9
100 mA., 10 H. 200 ohms..... 8/9
80 mA., 10 H. 350 ohms..... 5/6
60 mA., 10 H. 400 ohms..... 4/11
50 mA., 40 H. 1,000 ohms. Potted..... 10/9
20 mA., 30 H. 1,000 ohms..... 4/9

MICROPHONE TRANSFORMERS
100:1..... 5/9

THE SKY CHIEF T.R.F. RECEIVER



A design of a 4-stage, 3 valve 200-250 v. A.C. Mains receiver with selenium rectifier. For inclusion in any of cabinets illustrated above. It consists of a variable Mu high gain H.F. stage followed by a low distortion grid detector triode. The next stage is a further triode amplifier with tone correction by negative feedback. Finally comes the output stage consisting of a parallel connected double triode giving ample output at an extraordinary low level of distortion. Point to point, wiring diagrams instructions, and parts list, 2/6. This receiver can be built for a maximum of £4/16/- including cabinet.

P.M. SPEAKERS. All 2-3 ohms. 3 $\frac{1}{2}$ in. Goodmans (Ex New Units), 10/9. 5in. Goodmans, 15/9. 6 $\frac{1}{2}$ in. Plessey, 18/9. 8in. Plessey, 15/9. 10in. R.A., 26/9. 10in. Plessey, 18/6. 10in. Rola with Trans., 29/6.

R.S.C. BATTERY CHARGER KITS. For mains input 200-250 v. 50 c/s. To charge 6 v. accumulator at 2 amps., 25/9. To charge 6 v. or 12 v. battery at 2 a., 31/6. To charge 6 v. or 12 v. battery at 4 a., 49/9.



ABOVE KITS CONSIST OF BLACK CRACKLE LOUVERED STEEL CASE, MAINS TRANSFORMER, FULL WAVE METAL RECTIFIER, FUSES, FUSE-HOLDERS AND CIRCUIT. Any type assembled and tested for 6/9 extra.

H.T. ELIMINATOR AND TRICKLE CHARGER KIT with case, Mains input 200-250 v. Output 120 v. 40 mA. and 2 v. $\frac{1}{2}$ a. Price with circuit 29/6. Or in working order, 37/6.

EX. GOVT. MAINS TRANSFORMERS

All 230 v. 50 c/s. input
250-0-250 v. 40 mA., 6.3 v. 2 a., 5 v. 2 a..... 9/11
8.9 v. 4 a..... 9/9
48 v. 1 a..... 9/6
0-11-22 v. 15 a..... 35/9
0-11-22 v. 30 a..... 72/6
16-18-20 v. 35 a..... 79/6
7.7 v. C.T. 7 amps 4 times..... 25/9
460 v. 200 mA., 6.3 v. 5 a..... 27/9
385-0-365 v. 150 mA..... 8/9
300-0-300 v. 80 mA. 5 v. 3 a..... 8/11
278-0-278 v. 100 mA..... 8/9
300-0-300 v. 150 mA., 610-0-610 v. 150 mA., 1,220 v. 350 mA..... 29/9
400 v. C.T. 150 mA. 4 v. 6 a., 6.3 v. 6 a., 6.3 v. 0-6 a., 4 v. 6 a., 4 v. 3 a., 4 v. 3 a., 5 v. 2 a..... 22/9

EX-GOVT. SMOOTHING CHOKES
250 mA., 10 H. 50 ohms..... 14/9
250 mA. 10 H. 100 ohms..... 14/9
250 mA. 3 H. 50 ohms..... 8/9
150 mA. 10 H. 50 ohms..... 10/11
100 mA. 10 H. 100 ohms, Tropicalised..... 6/9
100 mA. 5 H. 100 ohms. Tropicalised..... 3/11
50 mA. 50 H. 1,000 ohms. Potted..... 8/11
90/100 mA. 10 H. 100 ohms. Potted..... 8/9
50 mA. 5-10 H..... 2/9
L.T. type 1 amp..... 2/9

EX-GOVT. TRANSMITTER-RECEIVER TYPE TR9D, complete with all valves, only 47/9, plus carr. 5/-.


CHASSIS
18 s.w.g. undrilled aluminium amplifier type (4-sided)..... 16 s.w.g. aluminium, receiver type.
12in. x 9in. x 2 $\frac{1}{2}$ in. 6/11 12in. x 8in. x 2 $\frac{1}{2}$ in. 5/3
14in. x 9in. x 2 $\frac{1}{2}$ in. 9/11 16in. x 8in. x 2 $\frac{1}{2}$ in. 7/6
14in. x 10in. x 3in. 7/11 20in. x 8in. x 2 $\frac{1}{2}$ in. 8/11
16in. x 10in. x 3in. 8/3
18 s.w.g. aluminium receiver type.
6in. x 3 $\frac{1}{2}$ in. x 1 $\frac{1}{2}$ in. 1/11 12in. x 8in. x 2 $\frac{1}{2}$ in. 7/11
7in. x 4 $\frac{1}{2}$ in. x 2in. 2/9 16in. x 8in. x 2 $\frac{1}{2}$ in. 10/11
10in. x 5 $\frac{1}{2}$ in. x 2in. 3/3 20in. x 8in. x 2 $\frac{1}{2}$ in. 13/6
11in. x 6in. x 2 $\frac{1}{2}$ in. 3/11 14in. x 10in. x 3in. 13/6

R.S.C. 25 WATT "PUSH-PULL" AMPLIFIER

Now firmly established and proving extremely popular, our A11 Quality Amplifier we consider to be the best value in amplifiers offered to-day. The volume of its high fidelity reproduction is completely controllable, from the sound of a quiet intimate conversation to the full glorious volume of a great orchestra. Its sensitivity is so high that in areas of fair signal strength it can be operated straight from a crystal receiver. Entirely suitable for standard or long-playing records in small homes or in large auditoriums. For electronic organ or guitar or for garden parties or dance bands.

The kit is complete to the last detail, and includes easy to follow point-to-point wiring diagrams.

Twin volume controls with twin input sockets allow SIMULTANEOUS INPUTS for BOTH MICROPHONE and GRAM, or TAPE and RADIO. SEPARATE BASS and TREBLE CONTROLS giving both LIFT and CUT. FOUR NEGATIVE FEEDBACK LOOPS with 15 db in the main loop from output transformer to voltage amplifier. Frequency response ± 3 db 50-20,000 c.p.s. Hum and distortion LESS THAN 0.5 per cent. measured at 10 watts. This is comparable with some of the highest priced amplifiers. Six B.V.A. valves, Marconi-Osram KT series output valves. A.C. only, 200-230-250 v. 50 c/s. input 420 v. H.T. LINE. Paper reservoir condenser. Compact chassis. Matched components. OVERALL SIZE 12 x 10 x 9in. approx. Output impedances for 3 and 15 ohms speakers.



Available in kit form at the amazingly low price of **9 gns.** Plus carriage 5/- Or ready for use 50/- extra.

W.B. "STENTORIAN" High fidelity P.M. Speaker, HF1012, 10 watts. 15 ohm (or 3 ohm) speech coil. Where a really good quality speaker at a low price is required we highly recommend this unit with an amazing performance. **£3/13/6.**

MICROPHONES. Crystal, hand type, good quality, **£2/19/6.** Stand type with base and adjustable stand, **£5/19/6.** Both suitable for use with our amplifiers.

CONNOISSEUR HIGH FIDELITY LIGHTWEIGHT MAGNETIC PICK-UP COMPLETE WITH MATCHING TRANSFORMER. A fortunate purchase enables us to offer limited supplies. Brand New, Boxed and Perfect at a fraction of normal price. Buy Now at only **26/6.**


PLESSEY 3-SPEED MIXER AUTOCHANGERS with high impedance magnetic pick-up with duo point all stylus for long playing or standard records. (Will play 2,000 records before replacement stylus required.) Brand new, cartoned, guaranteed. Limited stocks at only **10 gns., plus 5/- carr.**

COLLARO TAPE DESK MOTORS. Shaded pole type. Clockwise or anti-clockwise. Mains input 110-200-250 v., **31/6.**

H.M.V. LONG PLAYING RECORD TURNTABLE COMPLETE WITH CRYSTAL PICK-UP (SAPHIRE STYLUS). Speed 33 1/3 r.p.m. BRAND NEW, CARTONED. Only **£3/19/6** (approx. half price). Carr. 5/-. (For 200-250 v. A.C. Mains.)

A PUSH-PULL 3-4 WATT HIGH-GAIN AMPLIFIER FOR £3/12/6

For mains input 200-250 v. 50 c/s. Complete kit of parts including point-to-point wiring diagrams and instructions. Amplifier can be used with any type of feeder unit or pick-up. This is not A.C./D.C. with "live" chassis but A.C. only with 400-0-400 v. Trans. Output is for 2-3 ohm speaker. (We can supply a very suitable 10in. unit by Rola at 27/6.) The amplifier can be supplied ready for use for **25/- extra.** Full descriptive leaflet, 7d.



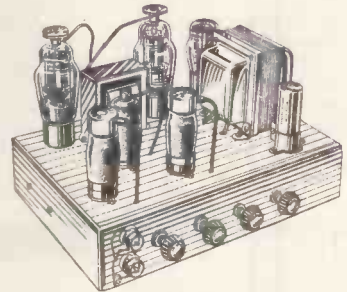
R.S.C. MASTER INTERCOM. UNIT, with provision for up to 4 "Listen-Talk Back Units" individually switched. A high gain amplifier enables speech and other sounds emanating from the rooms containing remote control units to be heard at the master control. The unit is in kit form and point-to-point wiring diagrams are supplied. A walnut veneered wood or Brown Bakelite cabinet is included. Mains input is 200-250 v. 50 c/s H.T. line 300 v. CHASSIS IS NOT "ALIVE" Ideal also for use as "Baby Alarm," Sound amplification 4 watts. Price only **£5/19/6.** "Listen-Talk Back Unit" in bakelite or walnut veneered cabinet, can be supplied at **30/- each.** Full descriptive leaflet 10d. The Master Unit can be supplied assembled and tested for **30/- extra.**

PERSONAL SET BATTERY SUPERSEDER KIT.

All parts for an "All Dry" Battery Eliminator. Complete with case. Supplies 90 v. 10 mA. and 1.4 v. 250 mA. fully smoothed, from normal. 200-250 v. 50 c/s mains. For 4-valve superhet receivers. Price with circuit, **35/9.** Or ready for use, **42/6.** Size of unit **5 1/4 x 4 1/2 in.**

BATTERY SET CONVERTER KITS. All parts for converting any type of battery receiver to all mains. A.C. 200-250 v. 50 c/s. Kit will supply fully smoothed H.T. of 120 v. 90 v. or 60 v. at up to 40 mA., and fully smoothed L.T. of 2 v. at 0.4 a. to 1 a. Price complete with circuit and instructions only **48/9.** Supplied ready for use for **8/9 extra.**

R.S.C. 10-watt "Push-Pull" HIGH-FIDELITY AMPLIFIER A3



Complete with integral pre-amp. Tone control stage (as A11 amplifier), using negative feedback, giving humproof individual bass and treble lift and cut tone control. **Six Negative Feedback Loops.** Completely negligible hum and distortion. Frequency response ± 3 db. 30-20,000 c.p.s. Two independently controlled inputs. Six B.V.A. valves. A.C. mains 200-230-250 v. input only. Outputs for 3 or 15 ohms speakers. Kit of parts complete in every detail, **£7/19/6,** plus 5/- carriage, or ready for use, **45/- extra.** Descriptive leaflet 1/-.

FOUR STAGE RADIO FEEDER UNIT. Design of a HIGH FIDELITY, L. and M. wave T.R.F. Unit with self-contained heater supply and thorough H.T. decoupling. Only 250-400 v. 15-20 mA. H.T. required from main amplifier. Three valves and Low Distortion Germanium Diode Detector. Flat topped response characteristic. Loaded H.F. coils. Two variable Mu controlled H.F. stages, 3 gang condenser tuning. Cathode follower output stage. Switch position for Gram. and Gram. input and output sockets. Performance comparable with the best in Feeder Units. For A.C. mains 200-230-250 v. operation. Size 11-8-7 1/2 in. Illustration, full set of easy-to-follow wiring diagrams and instructions and individually priced parts list 2/6. This unit can be built for only **£3/15/-,** including Dial and Drive Knobs and every item required.

R.S.C. TONE CONTROL-PRE-AMP. UNIT. A complete set of parts for the construction of a very efficient but simple pre-amplifier and tone control unit. For use with any amplifier and pick-up. Fil. supply self-contained. Size 7 1/2 x 5 1/2 in. approx. Descriptive leaflet 9d. Price, inc. wiring diagrams, **37/6.** Ready for use, **15/- extra.**

Radio Supply Co. (LEEDS) LTD.


32 THE GALLS. — LEEDS, 2.

Terms C.W.O. or C.O.D. No C.O.D. under £1. Postage 1/- extra under 10/-, 1/6 extra under £2, 1/11 extra under £3. Full Price List 6d. Trade List 5d. Open to Callers : 9 a.m. to 5-30 p.m. Saturdays until 1 p.m.

D. COHEN


RADIO AND TELEVISION COMPONENTS

23, HIGH STREET, ACTON, W.3
(Opposite Granada Cinema)



COMPLETELY BUILT SIGNAL GENERATOR

Coverage 120 Kc/s-320 Kc/s., 300 Kc/s-900 Kc/s., 900 Kc/s.-2.75 Mc/s., 2.75 Mc/s.-8.5 Mc/s., 8.5 Mc/s.-25 Mc/s., 17 Mc/s.-50 Mc/s., 25.5 Mc/s.-75 Mc/s. Metal case 10 x 6½ x 4½ in. Size of scale 6½ x 3½ in., 2 valves and rectifier. A.C. mains 230-250 v. Internal modulation of 400 c.p.s. to a depth of 30 per cent., modulated or unmodulated, R.F. output continuously variable 100 milli volts. C.W. and mod. switch, variable A.F. output and moving coil output meter. Black crackle finished case and white panel. Accuracy plus or minus 2%. £4/19/6, or 34/- deposit and 3 monthly payments 25/- P. & P. 4/- extra.



PATTERN GENERATOR

40-70 Mc/s. direct calibration, checks frame and line time base, frequency and linearity, vision channel alignment, sound channel and sound rejection circuits and vision channel band width. Silver plated coils, black crackle finished case 10 x 6½ x 4½ in. and white front panel. A.C. mains 200/250 volts. This instrument will align any T.V. receiver, accuracy plus or minus 1%. Cash price £3/19/6 or 29/- deposit and 3 monthly payments of £1. P. & P. 4/- extra.

EXPORT & TRADE ENQUIRIES INVITED

(N.B. Post and packing charges stated apply to British Isles only.)

★ Both generators guaranteed for 12 months ★

HANNEY of BATH offers:

ALL COMPONENTS for:- OSRAM 912 AMPLIFIER and MULLARD'S VALVE 10 WATT HIGH QUALITY AMPLIFIER. Send for priced parts list.

WILLIAMSON AMPLIFIER. Woden potted components. Output trans. WOT.25 (1.70), 130/-; PIM. 14 a. mains trans., 87/6; PCF.12 150 mA. choke, 44/-; PCF.22 30H 20 mA. choke, 30/-; PIM.23 (mains trans. for pre-amp.), 47/6. Resistor (BK and Condenser kits (CK) available, RK, main amplifier, 29/6; RK. figs 13 and 27, 12/6; RK. fig. 15, 28/8; RK. fig. 19, 36/-; RK. fig. 29, 29/3; CK. fig. 13, 15/-; CK. fig. 15, 47/-; CK. fig. 19, 54/6; CK. fig. 27, 19/-; CK. fig. 29, 54/6. 12 1/2 silver mica (fig. 19), 15/-; 7 1/2%, 7/-; Elstone output trans., 90/-; mains trans., 57/6; 1 OH 150 mA. choke, 20/-; 30H, 20 mA. choke, 10/-.

FREQUENCY MODULATION. For Wrotham high fidelity transmissions. DENCO technical bulletin giving circuit and point to point wiring diagram for building an F.M. Feeder unit, 1/6. We have all components available. Priced parts list on application.

W.B. STENTORIAN. High Fidelity Speakers. HF610, 50/6; HF810, 60/6; HF912 67/-; HF1012 (3 or 15Ω), 73/6.

ACOS Htg. Plek-ups. HGP 20-1 std., or LP, 68/8. Heads only, std. or LP, 42/3.

COILPACKS. DENCO, CP 4/L and CP 4/M, 33/4; CP 3/370 pf. and CP 3/500 pf., 42/8. OSOMOR "Q" HO, 48/-; LM, 40/-; Batt., 50/-; TRF, 40/-; HF stage for HO pack, 20/-; ETA 4-station pack, 43/8. We stock COILS by Weymouth, Osmor, Wearite, Denco, Teleton and R.E.F.

VIEWMASTER. WIDE ANGLE VIEWMASTER CONVERSION. Complete set of parts for converting existing Viewmaster to W.A., less valves, tube and mask, £14/18/6. W.A. Conversion instructions, 3/6; WB113, 48/6; WB114, 23/6; WB115, 42/-; WB116 and WB117, 7/6 each; WB118, 22/6; WB119, 26/6; WB120, 3/6; WB124, 10/6; Westinghouse 36/EHT/90, 17/- . Plus condensers and resistors as per our general list.

MULLARD "UNIVERSAL" LARGE SCREEN A.C./D.C. TELEVISOR. Denco drilled chassis with all mechanical parts, 53/6; FD12/4, duomag focaliser, 37/6; 14A/343 rectifiers, 37/2; Goldsman droppers DK37/6, 8/9; DK36/6, 7/6. VAI008 varite res., 4/6. Other Denco parts, please see below.

WIDE ANGLE COMPONENTS. ALLEN. Telexing Chassis, 50/-; Coilsets (TK and Super-Visor), 44/6; LO.308, 40/-; FO.305, 21/-; DC.300c., 39/6; FC302, 31/-; GL16 and 18, 7/6 each; SC.312, 21/-; AT.310, 30/-; OP.117, 9/-; BT.314, 15/-; DENCO Chassis Magnaview, 37/6; Chassis, Super-Visor, 51/6; Coilsets, Magnaview, 41/2; WA/DOAL, 43/-; WA/FOAL, 31/-; WA/LOT and WCL, 7/6 each; WA/FMA1, 21/-; WA/LOT1, 42/-; WA/PB11, 18/-.

Send 6d. stamps for our General List of components for Viewmaster, Soundmaster, Williamson Amplifier, Telexing, Magnaview (Brimar and English Electric large screen TV), Super-visor, Mullard Universal, Close tolerance Silver Micas, etc., etc. Please add 1/- postage to orders under 22.

L. F. HANNEY

77 LOWER BRISTOL ROAD, BATH

Tel.: 3811

BC610 TRANSMITTERS with speech amplifier, aerial tuning unit, etc. Brand new.

RCA TRANSMITTERS. Type ET-4336. Complete with original speech amplifier, crystal multiplier and VFO units. Unused and reconditioned. Can be supplied with very large quantity of spares.

RCA TRANSMITTERS. Type ET-4332 modified by R.A.F. for use on crystal or master oscillator. Complete with speech amplifier.

MULTI CHANNEL TRANSMITTER T-4/FRC, with modulators MD-1/FRC, 2 Mc/s to 18 Mc/s. Each channel 400 w. output.

T.C.S.6 EQUIPMENT complete with antenna loading unit, remote control, microphone, etc. Brand new.

MAGNETO 10 LINE U.C. TELEPHONE SWITCH-BOARDS (complete).

SCR536 (BC611) in excellent condition.

A.R.88D's, A.R.77's, S27's, HRO, BC.312, BC.342, R.109 and others.

METAL RECTIFIERS Type 1B, D.C. output 10 amps at 22 v, input 220/250 v., 50 c/s.

All above items in excellent working condition.

Working demonstration upon request.

SPARES A large selection available for SCR399 (BC610), ET4336, SCR610, EEB Telephones, and Teleprinters type 7B.

TX VALVES 805, 807, 813, 861, 66A, 100TH, 250TH, and many others.

Large stock of Tx condensers, crystals and other components. Alignment and repair of communication receivers and all other short-wave equipment undertaken.

P.C.A. RADIO

New Address, Offices and Works

BEAVOR LANE, HAMMERSMITH, LONDON, W.6

Telephone: RIV 8006 7

MAINS TRANSFORMERS

Primary, 200-250 v. P. & P. 2/-
 300-0-360, 100 mA., 6 v. 3 amp., 5 v. 2 amp., 23/6.
 Drop thro' 350-0-350 v. 70 mA., 6 v. 2.5 amp., 5 v. 2 amp., 14/6.
 Drop thro' 250-0-250 v. 80 mA., 6 v. 3 amp., 5 v. 2 amp., 14/6.
 280-0-280, drop through, 80 mA., 6 v. 3 amp., 5 v. 2 amp., 14/6.
 250-0-250 80 mA., 6 v. 4 amp., 14/-.
 Drop thro' 260-0-260, 200 mA., 6 v. 5 amp., 5 v. 3 amp., 27/6.
 Drop thro' 270-0-270, 80 mA., 6 v. 3 amp., 4 v. 1.5 amp., 13/6.
 Drop thro' 270-0-270 60 mA., 6 v. 3 amp., 11/6.
 250 v. 350 mA., 6.3 v. 4 a., twice 2 v. 2 a., 10/6.

Auto-trans. Input 200/250, H.T. 500 v. 250 mA., 6 v. 4 a., twice, 2 v. 2 a., 19/6.
 250-0-250, 60 mA., 6.3 v. 1.5 a., 0.5-6.3 v. 1.5 a., 10/6.
 Auto Trans. Input 200/250, H.T. 350 v. 330 mA. Separate L.T. 6.3 v. 7 a., 6.3 v. 1 1/2 amp., 6 v. 3 amp., 25/- P. & P. 3/-
 Heater Transformer. Pri. 230/250 v. 6 v. 1 1/2 amp., 6/-; 2 v. 2 1/2 amp., 5/-; Pri. 200/250. Secondary 9 v. 3.5 amp., 9 v. 3.5 amp., 12/6.
 Pri. 200/250. Secondary 9 v. 3.5 amp., 6.3 v. 3 amp., 12/6.
 Pri. 230 v. Sec. 500-0-500 and 500-0-500 250 mA. both windings. 4 v. 3 amp., 4 v. 3 amp. 39/6. P. & P. 5/-

Mains Transformer, fully impregnated, Input 210, 220, 230 and 240. Sec. 600-0-600, 975 mA., and 200 v. at 300 mA., complete with separate heater transformer. Input 210, 220, 230, 240. Sec. 6.3 v. 2 amp. three times, 0, 4, 6 v. at 3 amp. and 6 v. 3 amp., 45/- P. & P. 5/-
 Mains Transformer, fully impregnated. Input 210, 220, 230, 240. Sec. 350-0-350 100 mA., with separate heater transformer. Pri. 210, 220, 230, 240. Sec. 6.3 v. 2 amp., 6.3 v. 3 v. 4 v. 6 amp., and 5 v. 2 amp., 30/- P. & P. 5/-

MAINS TRANSFORMERS, chassis, mounting, feet and voltage panel. Primaries 200/250.
 350-0-350 75 mA. 6.3 v. 3 a. tap 4 v. 6.3 v. 1 a., 13/6.
 350-0-350 70 mA. 4 v. 4 a., 4 v. 2.5 a. Q.T. 18/6.
 500-0-500 125 mA. 4 v. C.T. 4 a., 4 v. C.T. 4 a., 4 v. C.T. 2.5 a., 27/6.
 500-0-500 200 mA. 4 v. C.T. 5 a. 4 v. C.T. 5 a. 4 v. C.T. 4 a., 39/6.

9in. T.V. Cabinet, front in contrasting Walnut veneers, size 16 1/2 in. long, 11 1/2 in. high, by 12 1/2 in. deep. Complete with two pieces expanded aluminium in gold, 12 x 9 in. and 5 in. speaker baffle and chassis, 20/- post paid.
P.M. SPEAKERS with less trans. trans.
 2 1/2 in. 18/-
 3 1/2 in. 16/-
 4 in. 19/-
 6 1/2 in. 19/-
 8 in. 21/-
 10 in. 22/-

6 1/2 in. M.E. Speaker, 1,000 ohm field, 15/-
 R. & A. T.V. energised 6 1/2 in. speaker with O.P. trans., field coil 175 ohms, 9/6. P. & P. 2/6.
 R. & A. 6 1/2 in. M.E. speaker with O.P. trans., field 440 ohms 10/6. P. & P. 2/6.
 Volume Controls. Long spindle less switch, 50K, 500K, 1 meg., 2/6 each. P. & P. 3d. each.
 Volume Controls. Long spindle and switch, 1, 1 1/2 and 2 meg., 4/- each; 10K and 50K, 3/6 each, and 1 meg. long spindle double pole switch, miniature, 5/- P. & P. 3d. each.
 Trimmers, 5-40 pf., 5d. 10-110, 10-250, 10-450 pf., 10d.
 Twin-gang .0005 Tuning Condenser, 5/- With trimmer, 7/6.
 Line Cord, 2-way 0.3 amp., 60 ohms per foot, 1/3 per yard.
 Twin-gang .0005, with feet, size 3 1/2 x 3 1/2 in., 6/6.
 3-gang .0005, with feet, size 4 1/2 x 3 1/2 in., 7/6.
 T.V. Coils, moulded former, iron-cored, wound for re-winding purposes only. All-over 1 1/2 in., 1/- each; 2 iron-core all-can 2 1/2 in., 1/6 each.
 Used Metal Rectifier, 250 v. 150 mA., 6/6.
 Metal Rectifier, 280 v. 45 mA., 6/-
 Metal Rectifier, RM2, 125 v., 100 mA., 8/6.

D. COHEN RADIO AND TELEVISION COMPONENTS

Terms of Business: Cash with order. Despatch of goods within 3 days from receipt of order. Where post and packing charge is not stated please add 1/6 up to 10/-, 2/- up to £1, and 2/6 up to £2. All enquiries, S.A.E., lists 2d. each.

SPECIAL NOTE: NO GOODS SENT WHERE CUSTOMS DECLARATION IS APPLICABLE

23 HIGH STREET (Uxbridge Road) ACTON, W.3. Telephone: ACORn 5901.
 Hours of Business: Saturday 9-5 p.m. Wednesday 9-1 p.m. Other days 9-4.30 p.m.

T.V. CONVERTER for the new commercial stations complete with 2 valves. Frequency:—can be set to any channel within the 186-196 Mc/s. band. I.F.—will work into any existing T.V. receiver designed to work between 42-68 Mc/s. Sensitivity:—10 Mu/v with any normal T.V. set. Input:—arranged for 300 ohm feeder. 80 ohm feeder can be used with slight reduction in R.F. gain. Circuit EF80 as local oscillator. ECC81 as R.F. amplifier and mixer. The gain of the first stage, grounded grid R.F. AMPLIFIER 10 db. Required power supply of 200 v. D.C. at 25 mA. 6.3 v. A.C. at 0.6 amp. Input filter ensuring complete freedom from unwanted signals. 2 simple adjustments only. £2/10/- P. & P. 2/6.

HIGH-IMPEDANCE PLASTIC RECORDING TAPE, by famous manufacturer. 600ft. on aluminium spool, 8/-, 1,200ft. on aluminium spool, 17/6 post paid.

PLASTIC CABINET, as illustrated, 11 1/2 x 6 1/2 x 5 1/2 in. in Walnut, Cream and Green, also in polished Walnut complete with T.R.F. chassis, 2 wave-band scale, station names, new wave-band, back-plate, drum, pointer, spring, drive spindle, 3 knobs and back, 22/6. P. & P. 3/6.
 AS ABOVE, with superbet chassis, 23/6. P. & P. 3/6.
 AS ABOVE, complete with new 5 in. speaker to fit and O.P. trans., 37/6. P. & P. 3/6.
 With superbet chassis, 38/6. P. & P. 3/6.
 Used metal rectifier, 230 v. 50 mA. 3/6.
 2 amp. with trimmers, 6/6; M. & L. T.R.F. coils, 5/-; 3 obsolete ex-Govt. valves, 3 v/6 and circuit, 4/6; heater trans., 6/-; volume control with switch, 3/6; wave-band switch, 2/-; 33 x 38 mfd., 4/-; bias condenser, 1/-; resistor kit, 2/-; condenser kit, 4/-; M. & L. Superbet Coils with struts, 6/6; Iron-cored 465 I.F.A., 7/6; min. gang, 5/6; volume control with switch, 4/-; 1-wave-change switch, 2/6; 8/-; heater trans., 7/6; 16 x 16 4 obsolete ex-Govt. valves, metal rectifier and Xal diode with circuit, 14/6; 25 x 25 mfd., 1/-; 16 x 16 3/8; condenser kit (17), 7/6; resistor kit (14), 5/6.
 Crion 5 channel T.V. Tuner, uses 8P80 and 12AT7, 5/6.
 Radiogram Chassis, 5 v. AC/D.C. 3 wave-band superbet 185-265 v., 19-49, 200-550 and 1,000-2,000 metres, I.F. 470 Kc. size of chassis 13 x 6 1/2 in., size of scale 7 1/2 x 3 1/2 in. valve line-up 10C1, 10P9, 10L11D, U404 and 10P14. Twin mains filter input, 2 dial lights and 8in. P.M., 28/17/6. P. & P. 5/-

CR100 Coil packs, 10-2,000 metres, in soiled condition complete with 4-gang tuning condenser. 19/6. P. & P. 3/6.
CR100 Coil packs in first class condition less oscillator section, complete with 4-gang tuning condenser. 19/6. P. & P. 3/6.
CR100 465 Kc. I.F.s, types 3, 4 and 5 and B.F.O., new condition, 7/6 each. 465 Kc. Xtal for CR100, 12/6.
4-gang tuning condenser for CR100, 9/6.

CONSTRUCTOR'S PARCEL comprising chassis 12 1/2 x 8 x 2 1/2 in., and. plated, 18 gauge, v/h., I.F. and trans. out-lets, back-plate, 2 supporting brackets, 3 wave-band scale, new wavelength stations names. Size of scale 11 1/2 x 4 1/2 in. Drive sp., drum, 3 pulleys, pointer, 3 bulb holders, 5 par. I.O. v/h., 4 knobs and 375 matching, 7/-, 90-1.5 ohm speech coil, 6/6.
 16 x 16 mfd. 350 wkg., mains trans. 250-0-250 60 mA., 6.3 v., 2 amp. 5 v. 2 amp. and 6 1/2 in. M.E. speaker with O.P. trans. 39/6. P. & P. 3/6.

Battery charger, input 230/250 v. output 6 and 12 volt 1 amp. Black crackle finished case size 10 x 6 x 4 in. 21/- P. & P. 3/-.

OUTPUT TRANSFORMERS. Standard type 5,000 ohms imp., 4/6; 42-1 with extra feed-back windings, 4/3. Miniature 42-1/3. Multi-ratio 3,500, 7,000 and 14,000, 5/6. 10-watt push-pull, 3/6 matching, 7/-, 90-1.5 ohm speech coil, 6/6.
PUSH-BACK CONNECTING WIRE. Doz. yds. 1/8. Post paid.
STANDARD WAVE-CHANGE SWITCHES 4-pole 3-way, 1/9; 5-pole 3-way, 1/9; 3-pole 3-way, 1/9; 9-pole 2-way, 3/6; Miniature type, long spindle 3-pole 4-way, 4-pole 3-way and 6-pole 2-way, 2/6 each. 2-pole 11-way twin wafer 5/-; 1-pole 12-way single wafer 5/- P. & P. 3d.

POTATO AND VEGETABLE PEELER

By famous manufacturer, capacity 4 1/2 lbs., complete with water pump. All aluminium construction, white stove-enamel finish. Originally intended for adaption on an electric food-mixer, can be easily converted for hand operation. 39/6. P. & P. 3/-.

PERSONAL SHOPPERS ONLY. 9in. Enlarger, 17/6; 12in., 27/6.
 Germanium Crystal Diode, 1/6, post paid.
 Used 8in. Tube, with ion burn, 17/6, post paid.
 Line O.P. Transformer in aluminium can mounted in rubber, 12/6.
 Crystal Set, medium and long wave, in plastic cabinet, 16/6.
 Headphones, per pair 8/-.
 Speaker Matching Unit on aluminium chassis, 8-15 ohms, reversible, 12/6.
 Line and E.H.T. Transformer, 14 Kv., using ferrocart core, complete with line and ferrocart, and corona shields, U37 rectifier winding, 35/-.
 Line and E.H.T. Transformer, 9 Kv., using ferrocart core, complete with built-in line and width control. Mounted on small all-chassis. Overall size 4 1/2 x 1 1/2 in. EV51 rec. winding, 27/6.
 Line and E.H.T. Transformer, 9 Kv., ferrocart core, EV51 heater winding, complete with scan coils and frame output transformer, and line and width control, £2/5/- P. & P. 3/-.
 Scan Coils, low line low impedance frame, complete with frame transformer, to match above, 27/6. P. & P. 2/-.
 Valve Holders, moulded octal Mazda and octal, 7d. each. Parallax, octal Mazda and octal, 4s. each. Moulded B7G, B8A and B9A, 7d. each. B7G moulded with screening can, 1/6 each. 32 mfd., 350 wkg. 2/-
 16 x 24, 350 wkg. 4/-
 4 mfd., 200 wkg. 1/3
 40 mfd., 400 wkg. 3/6
 16 x 8 mfd., 500 wkg. 4/6
 16 x 16 mfd., 500 wkg. 5/6
 16 x 16 mfd., 450 wkg. 3/6
 32 x 32 mfd., 350 wkg. 4/-
 25 mfd., 25 wkg. 6/6
 20 mfd., spring, drive spindle, 3 knobs and back, 22/6. P. & P. 3/6.
 250 mfd., 12 v. wkg. 1/-
 16 mfd., 500 wkg., wire ends 3/6
 8 mfd., 500 v. wkg., wire ends 1/6
 8 mfd., 350 v. wkg., tag ends 2/6
 50 mfd., 25 v. wkg., wire ends 1/9
 100 mfd., 350 wkg. 4/-
 100 mfd., 450 v. wkg., 280 mA., A.C. ripple 3/11
 150 mfd., 250 v. wkg., 280 mA., A.C. ripple 4/6
 100+200 mfd., 350 wkg. 9/6
 76+16 mfd., 350 wkg. 3/3
 50 mfd., 180 wkg. 1/9
 65 mfd., 220 wkg. 1/6
 8 mfd., 150 wkg. 1/6
 60+100 mfd., 280 wkg. 7/6
 50 mfd., 12 wkg. 11d.
 32+32 mfd. min 275 wkg. 4/-
 50 mfd., 50 wkg. 1/9
 Miniature wire ends moulded, 100 pt., 500 pt., and 001, ea. 7d.
 T.V. Filter in lightly tinted Perspex, size 1 1/2 x 1 1/2 x 3/16 in., 4/6.
 Combined 12in. mask and esentheon in lightly tinted Perspex. New aspect, edged in brown. Fits on front of cabinet, 12/6. As above for 15in. tube, 17/6.
 Frame Oscillator Blocking Trans., 4/6.
 Line Osc. Blocking Trans., 4/6.
 Tube Mounting Bracket, size 9 1/2 x 4 1/2 in. 12in. tube clamps, 2/-.
CHOICES:
 2-20 Hen, 150 mA., 15/- P. & P. 3/-
 6 Hen, 275 mA., 15/- P. & P. 3/-
 100 Hen, 40 mA., 15/- P. & P. 3/-
 2 heavy 150 mA., 3/6; 250 mA. 10 heavy 10/6; 6 heavy 250 mA., 60 ohms, 5/6.
 P.M. Focus Unit for any 9 or 12in. tube except Mazda 12in., with Vernier adjustment, 15/-.
 P.M. Focus Unit for Mazda, 12in., with vernier adjustment, 17/6.
 Wide Angle P.M. Focus Units, Vernier adj., state tube, 25/-.
 Energised Focus Coil, low resistance mounting bracket, 17/6.
 Ion Traps for Mullard or English Electric tubes, 5/-, post paid.
 465 Kc. I.F.s, size 2 1/2 x 1 1/2 in. Q.110, removed from American equipment 5/- per pair. Standard 465 Kc. iron-cored I.F.s, 4 x 1 1/2 x 1 1/2 in., pr. 7/6. Weatite standard, iron-cored, 465 Kc. I.F.s, 3 1/2 x 1 1/2 x 1 1/2 in., pr. 9/6.
 Iron-cored 465 Kc. Whistle Filter, 2/6.
 465 Kc. MIDGET I.F.s. Q.120 size 1 1/2 in. long, 1 in. wide, 1 in. deep by very famous manufacturer. Pre-aligned adjustable iron-dust cores, per pair 12/6.
 Mains Droppers. 0.3 amp., 460 ohms, tapped 280 and 410, 1/6; 0.2 amp., 737 ohms, tapped at 100 ohms, vitreous, 1/6; 0.3 amp., 950 ohms, tapped 700 and 825, 2/6; 0.2 amp., 1,000 ohms, vitreous, tapped, 2/6; vitreous, 0.3 amp., 700, tapped 680, 640, 600, 3/6. P. & P. on each 3d.
 T.V. Width Controls, 3/6.

Prices slashed at Clydesdale

PLEASE NOTE. Carriage and Postal charges refer to the U.K. only. Overseas freight, etc., extra.

RECEIVER 6A. Channel checking unit working on 49-100 metres, contains 5/VR91 (EF50), 1/6K8, 1/VR55 (EBC33), 1/VR53 (EF39) valves. Thermal switch breaking at 85 degrees F., etc., etc. In Metal Case 8 1/2 in. x 7 in. x 10 in.
ASK FOR **29/6** ea. h. CARRIAGE **2/6**
X/H477A.

RECEIVER UNIT R3601. Ref. 10DB/6037. With valves: 2/VR136 (EF54), VR137 (EC52), 5/VR65 (SP61), 4/VR92 (EA50), VR91 (EF50), 6/6G, VU39A (R3), etc., I.F. 13 mcs. Dim. 18 in. x 9 in. x 8 in. Wgt. 38 lbs.
ASK FOR **39/6** each. CARRIAGE **PAID**
X/H493.

EX. U.S.N. TEST OSCILLATOR TS-24/ARR2 Low/High frequency battery powered for TBX alignment, H.F. signal 245 mcs. L.F. signal tunable 540 to 830 kcs. with valves 2-955 acorn triodes and clockwork time switch with calibrated dial 0/30 Min. Unit dim. 9 1/2 in. x 7 1/2 in. x 7 in., finish black.
ASK FOR **27/6** each. CARRIAGE **3/6**
X/H364.

MONITOR CRYSTAL TYPE 2. 10T/11390. As used with the R1116 or R1082, less valves and crystals, but otherwise complete. Dim. 7 1/2 in. x 5 1/2 in. x 3 1/2 in. Plastic constructions, in transit case.
ASK FOR **5/-** each. POST **1/-**
X/H872. EXTRA

POWER UNIT TYPE 266. In Transit Case. Input 80 v. 1.5 k/cps. A.C. Output H.T. 120 v. D.C. bias 3, and 9 v. L.T. 2 v. Smoothed and stabilised. Complete with 5U4G valve, VC110 stabiliser, 12 v. 1 a. Metal Rectifier, etc., etc., in attractive metal case with handles. Dim. 11 in. x 9 1/2 in. x 7 1/2 in.
ASK FOR **22/6** each. CARRIAGE **PAID**
X/E870.

STAINLESS STEEL AERIAL WIRE. 7/015 in reels of approx. 1,600ft. made by Temco.
ASK FOR **25/-** per reel. CARRIAGE **PAID**
X/E143.

AERIAL ROD. 15in. lengths, copper plates, steel tube, ferruled to interlock an Aerial of desired length.
3/16in. dia. ASK FOR X/H709.
1/2 in. dia. ASK FOR X/H710.
EITHER **4/6** dozen POST **6d.**
SIZE lengths. EXTRA

RADAR REFLECTOR AERIAL MX/137/A. Spider-Web mesh aerial in original moisture proof carton, with assembly instructions.
ASK FOR **4/11** each. POST **9d.**
X/E175. EXTRA

PLOTTER FIELD MK. IV. Ref. O.S.739A. A precision made Protractor Unit, first class condition. With 2 scales 0-180 deg., moving crossarms, scaled 21-65, each 12 1/2 in. long. Straight edge base scaled 0-3500, length 25 in. fully extended in soiled leather case 16 in. x 5 1/2 in. x 2 in.
ASK FOR **9/11** each. POST **PAID**
X/H864.

ION TRAP MAGNET ASSEMBLY. Mfg. Surplus. Type 1T/6 by Elac for 35 mm. tube neck.
ASK FOR **2/6** each. POST **3d.**
X/H919. EXTRA

CORD DRIVE SPINDLE. Ratio 6-1. Reverse Vernier Drive, i.e. cord runs outside chassis.
ASK FOR **1/-** each. POST **3d.**
X/H976. or 3 for 3/- post paid.

ELECTROLYTIC CONDENSERS, Metal Can, Clip Mtg. Types.
Cap. 24-24 mfd. 450 v. D.C. wkg. Dia. 1 1/2 in. x 2 1/2 in.
ASK FOR **3/-** each. POST **3d.**
X/H971. or 3 for 7/6 post paid.

Cap. 16-24 mfd. 450 v. D.C. wkg. Dia. 1 1/2 in. x 2 1/2 in.
ASK FOR **3/-** each. POST **3d.**
X/H972. or 3 for 7/6 post paid.

Cap. 8-16 mfd. 450 v. D.C. wkg. Dia. 1 1/2 in. x 2 1/2 in.
ASK FOR **3/-** each. POST **3d.**
X/H918. or 3 for 7/6 post paid.

Cap. 32 mfd. 450 v. D.C. wkg. Dia. 2 in. x 4 1/2 in.
With waxed cardboard cover and mtg. plate.
ASK FOR **1/9** each. POST **6d.**
X/H852. or 3 for 5/- post paid.

Cap. 8 mfd. 450 v. D.C. wkg. Dia. 1 1/2 in. x 2 1/2 in.
Tubular card covered wire ends.
ASK FOR **1/6** each. POST **3d.**
X/H980. or 3 for 4/- post paid.

PAXOLIN WAFER ROTARY WAVE-CHANGE SWITCH.
3 wafers each, 2 pole, 5 way. Dim. 3 1/2 in. x 2 1/2 in. x 2 in. Spindle projects 1 1/2 in., single hole mtg.
ASK FOR **2/6** each. POST **6d.**
X/E975. or 3 for 7/6 post paid.

5 WAY GROUPBOARDS. Paxolin panel 2 1/2 in. x 2 1/2 in., with tags for mounting 5 condensers or resistors, two hole fixing.
ASK FOR **6d.** each. POST **3d.**
X/H981. or 3 for 1/6 post paid.

CO-AXIAL CABLE. Any length supplies 52 ohms. 12 mm. dia. Price 5d. per yard. Minimum 12 yards at 5/- post paid.
ASK FOR X/E987.

I.F. TRANSFORMER. 465 kcs. standard type. Dim. 3 1/2 in. x 1 1/2 in. x 1 1/2 in. Pigtail and plain A.D.T.
ASK FOR **8/6** per pair. POST **1/-**
X/H977. or 3 pairs for 22/6 post paid.

465 kcs. miniature type. Dim. 2 1/2 in. x 1 1/2 in. x 1 in., plain permeability tuned.
ASK FOR **9/6** each. POST **1/-**
X/H978. or 3 pairs for 25/- post paid.

Order direct from:—

Phone: South 2706/9.

CLYDESDALE

SUPPLY CO. LTD. 2, BRIDGE STREET, GLASGOW · C.5

SAMSON'S SURPLUS STORES

SPECIAL OFFER—OFFICE INTER-COMM. SETS. FAMOUS MANUFACTURER'S EXPORT SURPLUS. Includes Master and two extensions built in highly polished wood cabinets in Oak or Mahogany. Operates from 200-250 volts A.C. Valve-line-up 1U4F1, UL42, and metal rectifier. The Master is designed to operate four extensions. Brand new in Maker's Cartons with Installation instructions, £8/19/6, originally sold at 16 gns. Extra Extensions 27/6 each. Illustrated in the September issue of "Wireless World."

CONSTANT VOLTAGE TRANSFORMERS BY SOLA U.S.A. Pri. 90-125 volt or 190-250 volt. Sec. 115 v. at 2 KVA. Pri. and Sec. completely isolated. For 50 or 60 cycle operation. Approximate weight 200 lbs., £19/10/- each, £37/10/- per pair, carr. according to distance.

A.M. HT. TRANSFORMERS. Pri. 230 volt, Sec. 1,500 volt 1.6 KVA, 65/-, carr. 7/6. 1154 TX Transformers, Pri. 200-250 volt, Sec. 1250-1300 volt 350 volt MA, 35/-, Carr. 4/-.

SLIDING RESISTORS—ALL BY FAMOUS MAKERS. 20 ohms 7 to 1.5 amp. with geared drive, 37/6. 152 ohms 2 amp. with worm gear control, 32/6. 5.3 ohm 8 amp. with worm gear control, 27/6. 3.4 ohms 12 amp., 22/6. .01 ohm 12 amp., 12/6. P.P. on all types 2/-.

LOW WATTAGE HEATERS. 230 volt, comprises high grade element built in brass cylinder. 350 watt, length 8 in., dia. 1 in., 6/6. P.P. 6d. 250 watt, length 5 1/2 in., dia. 1 in. 5/6. P.P. 6d. Ideal for drying cupboards, garage heaters, hot-houses, photographic purposes, etc. etc.

RESISTANCE MATS. Set of four, includes one 690 one 150 and two 80 ohms. Size of each mat 8 x 6 1/2 in., 10/6 per set. P.P. 1/6.

ARMY FIELD TELEPHONES TYPE DS. Buzzer calling. Complete with hand set and batteries, built in strong metal cases. Suitable for farms, building sites, workshops, etc., 49/6 each. Carr. 3/-.

ADMIRALTY SOUND POWERED HAND SETS. No batteries required, 17/6 each. P.P. 1/6.

TELEPHONE CABLE, single D3, one mile drums, 55/-, Carr. 5/-.
COMMANDO ASSAULT TELEPHONE CABLE. P.V.C. 1,000-yard drums, ideal telephone cable and very useful for the home and garden, 15/- per drum. P.P. 1/6.

169/171 Edgware Road,

London, W.2. Tel. PAD 7851

125 Tottenham Court Road, W.1.

Tel.: EUS 4982

All orders and enquiries to our Edgware Road branch, please. This is open all day Saturday.

LARGE QUANTITIES GUARANTEED UNUSED

COMPONENTS STILL AVAILABLE

2,000 CERAMIC VARIABLE CONDENSERS, split stator 15/15 pF, as illustrated in Sept. and Oct. issues EA. **2/6**
2,000 CERAMIC TRIMMERS 22 pF., as described in Sept. and Oct. Issues PER DOZ. **5/-**

2,000 VARIABLE CONDENSERS, 100 pF., ceramic insulation EA. **2/-**
2,000 VARIABLE CONDENSERS, in screening case, 50 pF. EA. **1/-**

250 TRANSMITTER TANK CONDENSERS, split stator, as illustrated in above issues EA. **10/-**

1,000 CHARGING OR EARTHING SWITCHES, 30 amp. double pole, as previous issues EA. **9d.**

1,000 COILS SLEEVING of one gross yards, permanoid peribraid, systoflex, 1 mm. and 1.5 mm. PER COIL **8/6**
5,000 STAND-OFF INSULATORS only miniature 1 inch DOZ. **2/-**

1,000 POTS 100K, 1/2 spindle EA. **1/-**
500 POTS, 1 meg. EA. **1/-**

1,000 POTS, 3 gang each, 70K EA. **1/-**
1,000 HUMDINGER POTS, 100 ohm. Miniature wire wound EA. **2/-**

1,000 POTS COLVERN. 200 ohms 5 watts. Wire wound, N.P. case EA. **2/-**
1,000 WIRE WOUND POTS, 2,000 ohm 5-watts, E. case EA. **1/6**

250 100K MINIATURE POTS EA. **1/-**
10,000 YAXLEY TYPE 1-pole 6-way Switches, complete, less screws, with knobs EA. **6d.**

1,500 WAVE CHANGE, 2-wafer 6-pole 3-way switches EA. **1/3**

10,000 ERIE RESISTORS, 47K, 2-watt, boxed in 50's and 5's. ERIE RESISTORS, 1,200 ohm, 1/2 watt. Boxed in 50's. Also 33K 2 watt, 150K 1 watt, 22K 1 watt 70K 1-watt; price 2 watt, 3d.; 1 watt, 2d.; 1/2 watt, 1d.

800 Wire-wound Vitreous 10-watt wire ends, 500Ω EA. **9d.**

MINIMUM ORDER 5/- ADD EXTRA FOR POSTAGE.

WOOLLEYS RADIO & ELECTRICAL SUPPLIES LTD.

615, BORDESLEY GREEN, BIRMINGHAM, 9. Phone: VIC 2078



1 min. Piccadilly Tube Station.

G.W. SMITH & CO.

(RADIO) LIMITED

3-34 Lisle Street, London, W.C.2

Telephone: Gerrard 8204/9155

FOR ALL RADIO BARGAINS



1 min. Leicester Square Tube Station



DESK TYPE METERS. Fitted with 0/1mliamp. first grade moving coil meter, with 2 1/2 in. scale, resistance 100 ohms. Brand new, 25/-.

CRYSTALS. R.C.A. 100 kc/s frequency, 3 pin plug in type. 15/- each.

CRYSTAL DIODES. Wire Ended G.E.C., 1/6 each.

METER RECTIFIERS. Full Bridge 2 mA. S.T.C. Brand new, 5/6 each.

MIDGET 18 WAY PLUGS AND SOCKETS non reversible, size 2in. x 1/4in., 3/6 pair.

MICRO SWITCHES. Universal Change-over Type, size 2in. x 1/4in., 2/6 each, many other types available.

AMERICAN (SPRAGUE) CONDENSERS. Wire ended, .1 mfd., .01 mfd., .02 mfd., .05 mfd., .005 mfd., all at 9d. each.

NITROGOL CONDENSERS. 4 mfd. 4,000 volt working, size 9in. x 5in. x 3 1/4in., brand new, 22/6 each. Mansbridge Paper Condensers, 4 mfd. 2,000 volt working, size 5in. x 5in. x 2 1/4in., 7/6 each.



MULTI WAY TOGGLE SWITCH BOXES. Fitted with 16 Toggle type switches, brand

new and boxed, 9/6 each.

AMERICAN ROTARY TRANSFORMERS. 12-volt D.C. input, output 255 volt 65 mA. size 4 1/2in. x 2 1/2in. Suitable for car radios or electric shavers. 22/6.

MUIRHEAD PRECISION BUILT KEY SWITCHES with Heavy Contacts. 8 pole 2-way. Brand new, 4/6 each, cost £2/15/- to make. Wonderful bargain.

CERAMIC TRANSMITTER SWITCHES. Extra heavy duty silver contacts, 3in. dia., 1 pole 6 way, 3 bank, 9/6. 1 pole 6 way 2 bank, 6/6 each. 1 pole 4 way 1 bank, 5/6 each.



H.R.O. 6-VOLT VIBRATOR POWER SUPPLY UNITS.

Output 165 volt 80 mA. 6.3 volt @ 3 amps., 6X5 Rectifier, Choke and Condenser smoothed, cabinet size, 7in. x 7in. x 6in. supplied with clips and leads, brand new, 29/6 each.

CHOKES ALL EX-W.D.
20 Henry 120 mA. size 4in. x 3in. x 2 1/2in., 10/6 each.
15 Henry 275 mA. size 4 1/2in. x 4in. x 3in., 125 ohm, 10/6 each.
Swinging chokes, 150 mA 4/20 Henry, size 3 1/2in. x 3in. x 3in., 7/6 each.
20 Henry 300 mA. 2,000 v. Insulation. Will pass 500 mA. 13/6 each.

TELEPHONE HANDSETS, Ex-American, Standard P.O. type, wonderful Instruments, 12/6 each.

R.1155 2-SPEED SLOW MOTION CONDENSER DRIVES "A" type with double knobs, 3/6 each.

MICROAMP METERS. 0/100. 2 1/2in. flush panel mounting, scaled 0/1500 yards, first-grade instruments, brand new and boxed, 42/6 each.

ROTARY CONVERTORS. 12 volt D.C. input or 24 volt D.C. input, output 230 volt A.C., 50 cycle at Ministry rating of 100 watts, 92/6 each.

UNISELECTOR SWITCHES. 4 Bank Double Wipers, coil resistance 25 ohms., 25 position, 32/6 each. Brand new.

HEADPHONES. Brand new, Canadian, "Northern Electric," finest ever produced, 50 ohm coils, complete with P.O. Jack Plug, 10/6 pair.

MAINS TRANSFORMERS. ALL EX-W.D. 500 x 500 volt 170 mA. 4 volt 4 amp. C.T. Insulation test 3,000 volts with ample room for additional windings if required, 22/6 each.

670 x 670 volt 200 mA. 6.3 volt 4 amp., 5 volt 3 amp., 49/6 each.

WELDING TRANSFORMER, output 11/13 volts at 70/100 amps., 72/6 each.

R.1155 COMMUNICATION RECEIVERS. In brand new condition. Makers original boxes. The finest Radio Receiver ever produced. Each of its 5 separate wavebands giving you stations galore. £11/19/6.

WANTED. Good class Communication Receivers and test gear, send yours stating reasonable price, cash by return.



PUSH PULL AMPLIFIERS, 6V6 output, standard mains 200/50 A.C. input, variable tone control, matched output 3 or 15 ohm, £6/10/- complete.

METERS. All Brand New and Boxed. Milliamps. 0-1 mA., 2in. round, F/M M/coil, 12/6; 0-1 mA. 2 1/2in. round, F/M M/coil, 22/8; 0-1 mA. 3 1/2in. round, F/M M/coil, open scale, 39/6; 0-5 mA. 2in. square, F/M M/coil, 7/6. 0-10 mA. 2 1/2in. round, F/M M/coil, 10/-; 0-100 mA., 2 1/2in. round, F/M M/coil, 9/6; 0-150 mA. 2in. square, F/M M/coil, 7/6; 0-200 mA. 2in. square, F/M M/coil, 7/6; 0-200 mA. 2 1/2in. round, F/M M/coil, 10/-.

AMPMETERS. 0-1 amp. 2 1/2in. projecting, R.F., 7/6; 0-5 amp. 2 1/2in. round, F/M, R.F., 7/6; 0-10 amp. 2in. square, F/M, M/coil, 8/6; 20/20 amp. 2in. round, F/M, centre zero, 6/6; 0-30 amp. 2in. square F/M M/coil, 7/6.

VOLTMETERS. 0/20 volt 2in. square, F/M, M/coil, 7/6; 0/40 volt 2in. square, F/M, M/coil, 7/6.

A.C. VOLTMETERS 50 CYCLE. 0-15 volt 2 1/2in. round, F/M, M/I, 8/6; 0-20 volt 2 1/2in. round, F/M, M/I, 10/-; 0-300 volt, 2 1/2in. round, F/M, M/I, 25/-; 0-300 volt 5in. projection, M/I, 50/-.

SPEAKER TRANSFORMERS. 6V6 Push Pull to 15 ohm output, 7/6 each. Single ended 6V6 to 3 ohm, 3/6 each. Midget Speaker Transformers 1 1/2in. x 1in. x 1in., 3/6 each.

CERAMIC SWITCHES. 4 pole 3 way 3 bank, boxed, new, 6/6 each.

TRADE ENQUIRIES INVITED.

CERAMIC SWITCHES. 3 pole 4 way 4 bank, boxed, new, 10/6 each.

METER SWITCHES. Standard Yaxley type, 8 bank, single pole, 9, 11 or 12 way, size 2 1/2in. diameter, switch length 5 1/2in. plus spindle 2 1/2in., 7/6 each.



PYE 45 MEG I.F. STRIPS. Complete Television Strip with 6 EF50 valves and 1 EA50 valve. Size 1 1/2in. x 3 1/2in. x 3 1/2in. Finest strip ever produced, 69/6 each complete. Brand new.

PYE 45 MEG 2 VALVE PRE AMPLIFIER, as above, with 2 EF50 valves, size 6in. x 3 1/2in. x 3 1/2in. 15/6 each. Brand new.

TEST SETS TYPE 109. Brand new and boxed, fitted with 2in. 0/5 mA. M/C meter also 0-40 volt 2in. M/C meter, with mains plugs and leads and many other useful parts, size 6in. x 6in. x 3in., 12/6 each.

PLEASE PRINT YOUR NAME AND ADDRESS CLEARLY, ALSO INCLUDE POSTAGE OR CARRIAGE ON ALL ITEMS.



EXA. M. SWITCH BOXES fitted with 3 independent 5 amp. switches, size 3 1/2in. x 2in. x 2in. Ideal for cars, boats and caravans, 1/9 each.

Ditto, 5 way, 3/6 each.

RELAYS. 50 volt A.C. with 2 pole change-over heavy duty silver contacts, size 4in. x 3in. x 2 1/2in., 10/6 each. Polarised Relays Twin, 600 ohm coils, 6/6 each.

We stock all types of relays, 600 and 3,000 types heavy and light contacts including platinum. Send us your enquiries, we are the cheapest in the Trade.

P.O. MAGNETIC COILS. Supplied with 3 ohm or 2,300 ohm coils, 5/6 each.

P.O. KEY SWITCHES, 2 pole change over, 2/9 each.



TYPE 4 WAVE METERS. Cavity Tuned Absorption wave-meter covering 200-220 Megacycles. Brand New and Boxed, supplied with V.U.39, S.P.61, E.A.50, and C.V.51 M/Eye Tuner 39/6 each.

AUTO TRANSFORMER. Heayberd 200/250 A.C. — 110 A.C. @ 750 watts, Ex W. D. brand new in strong metal carrying case. Size 9" x 8" x 6". £4.10.0 each.

VALVES. VU.111, VR65A, 6H6, 7193, CV6, VR.78, all at 2/3 each.

TELEVISION POWER PACKS TYPE 285. Input 200/250 v. A.C. Output 2,500 volts, 5 mA., 350 volts 200 mA. L.T. 6.3 volts, 15 amps. Supplied complete with all valves. The cheapest T.V. Power Pack on the market. Note the price. 69/6.

RECEIVERS. 25/7 (R1196) complete with 6 valves: 2 EF.39, 1 EK.32, 2 EF.36, 1 EBC.33. I.F. frequency 465 kc/s. Simple conversion for complete superhet receiver. 27/6 each.

P.O. RACKS, Standard "U" channel 6in. 79/6 each.

HOURS OF BUSINESS: 9 a.m.-6 p.m., Thursday 1 p.m. Open all day Saturday.

ANOTHER DELIVERY OF INFRA-RED RECEIVERS, TYPE 5C/2801. This unit is an Infra-Red Detecting Device, as used by the R. A. F. for tail warning systems. The unit consists of two parts, viz.: (1) an image converter tube of the type described in "Electronic Engineering" (Sept., 1948), is used in conjunction with a lens system. The Lenses, which are covered with an infra-red filter to admit infra-red radiation only, focus to object to be viewed on the photo cathode of the image converter. (2) A canister consisting of a number of high-voltage batteries connected to give a voltage of 4 kV. These batteries are known as Zeon-Bank Plates, and are described in "Electronic Engineering," Oct., 1948.) A high voltage from this canister is applied to the tube and an image is formed on a fluorescent screen. This image is viewed by means of another lens, forming an eye-piece. These receivers have many uses in their original form, or their parts used in various work. The lenses are well mounted and the converter tube housed in an insulated case. This unit is ideal where high voltage with negligible current drain is required in a small space, and is useful for many other uses in laboratories, viz., electrostatic experiments with electrosopes of all types. Supplied in wooden transit case (size 20in. x 7½in. x 9in.). An absolute bargain at 55/-.

HAND GENERATOR POWER SUPPLY UNIT No. 7 (ZA17571). With hand generator and cut-out, but less accumulator. Can be used as a wind generator or as ordinary hand operated charger for 8-volt batteries. Will give sufficient current to a "flat" battery to start a car. Complete in case (17in. x 10in. x 7½in.) with full working instructions. Brand new in original cartons 19/6 plus 3/6 carriage.

INDICATOR UNIT TYPE 157. Has same line-up as INDICATOR TYPE 62: viz.: VCR97 C.B. Tube, mask, and mt screen, 16-8P61, 2-EB84, 4-EA50 valves, 10 potentiometers, resistors, condensers, Muirhead S.M. dial, etc. Brand new in transit case. Price 23/7/6. Plus 7/6 carr.

INDICATOR UNIT TYPE 233. Complete with VCR97 C.B.T. 3-VR91, (EP50), 3-VR65 (SP61), 3-VR54 (EB34), 2-VR92 (EA50) valves, resistors, condensers (including .1 mfd. 2.5 kV.), pots, etc. Price 49/6. Plus 5/- carr.

R.F. UNITS, TYPE 28. Covering 50 to 65 mc/s. Complete with all valves. Brand new in cartons. Price 35/-. Plus 2/6 post. Also R.F. UNITS, TYPE 24. Complete with valves, slightly soiled on outside. Price 14/6. Plus 2/6 post.

R.F. MONITOR, TYPE 114. With 2-EP60 valves and EA50 diode, mounted on neat chassis, 4in. x 4½in. Price 12/6. Plus 1/6 post.

CONDENSERS. .1 mfd. 2.5 kV wkg. at 4/6 each, 5 for £1. .03 mfd. 2.5 kV at 2/6 each. .1 mfd. 1,200 v. wkg. at 1/9 each. .25 mfd. 1,500 v. wkg. at 3/6 each. Also ELECTROLYTIC CONDENSERS. Brand new current stock 20 mfd. 500 v. wkg. 2/6 each, 5 for 10/- . 100 mfd. 450v. wkg. 2/6 each, 5 for 10/- . Please add 1/3 postage.

MANSBRIDGE BLOCK CONDENSERS. 4 mfd. 1,000 v. wkg., 3/9 each. Plus 1/3 post.

CERAMICONS. 3.3 pf., 1.5 pf., at 3/- doz. 30/- gross.

MAINS TRANSFORMERS. 425-0-425 v. 200 mA. at 32/6 each, plus 2/6 post. 220-0-220 v. 800 mA. 6.3 v. 2A. at 13/6 each, plus 1/6 post.

SMOOTHING CHOKES. 18 henries 60mA. Size 3½in. x 2½in. x 1½in. Ideal for small receivers, power packs, etc. 4/6 each, plus 1/- post. 6 henries 70mA. (140 Ω) at 6/6 each, plus 1/- post.

OCTAL PLUGS (with covers). Fits into int. octal holder to make a useful 8 way plug and socket, 9d. each, 8/6 doz.

12 PIN PLUG AND SOCKETS. At 9d. per pair, 8/6 doz. pairs.

LONDEX RELAY UNIT. Containing 2,000 Ω relay (1 break, 1 change-over) with heavy duty contacts, and slight delay chain of 50 Ω wire wound resistor, 1,500 Ω eldler resistor, and a 250 mfd., 12 v. condenser. Mounted on Bakelite base. Will operate on 24-30 v. D.C. Brand new in original cartons. Price 8/6 each, plus 1/- post.

ELECTRO-MAGNETIC COUNTERS. Solenoid type. Operates on 1.5 volt dry cell 3 ohm coil. 0-9999. Price 7/6. Plus 9d. post.

MU METAL SCREENS FOR VCR97, VCR17 C.B. tubes, etc. Price 6/6. Plus post.

RUBBER MASKS FOR 12in. C.B. TUBES. Modern type which fixes to cabinet. 3/6 each. Plus 1/- post.

COAXIAL CABLE. 75 Ω to 80 Ω impedance. Brand new current stock. ½in. dia. in 20 yd. lengths. 10/- . Plus 1/- post.

VALVES. VR65 at 2/6 each, 24/- doz. VR92 at 2/6 each, 24/- doz. VS70 at 3/6 each.

GERMANIUM CRYSTAL DIODES. Wire-ended. 1/6 each. 13/6 doz.

BULBS. 2.5 v. .15 amp. American manufacture. Brand new and boxed in sets of 10. Price 1/9 per box. Plus 3d. post.

THE CONNOISSEUR PICK-UP. A high fidelity lightweight pick-up for 78 r.p.m. records. Miniature moving iron using the new lightweight neobal. Complete with transformer. Brand new and boxed. Price 25/- each. Plus 2/6 post and packing.

VALVE HOLDERS. Ceramic B9A, with screen cans. 1/3 each, 12/6 doz. Ceramic B7G, with screen cans. 1/3 each, 12/6 doz. Ceramic B9G (EP50) at 9d. each, 8/6 doz.

CUT-OUTS. 6 volt and 12 volt. Available at 2/- each. Post free.

SPECIAL OFFER OF TUNERS. One dozen assorted (fair quantities of each) of the following—Double postage stamp 100/50 pf. Paxolin, 100/100 pf. Paxolin, 100/100 pf. Ceramic, single air-spaced 25 pf., 50 pf. and 100 pf. at 4/6 per doz. (minimum quantity 1 dozen).

TUNING CONDENSERS. .0003 mfd. (300 pf.) 3 gang. At 3/6. Post free.

AMPLIFIER UNIT, TYPE 1271. Containing EP36 valve, 400 Ω relay (4 makes, 2 breaks), 10,000 pf. pot. square meter, condenser, aerial tuning coil, 4in. x 5in. x 5in. Brand new at 7/6 each. Plus 1/6 post.

METERS. 0-30 amp. A.C. (50-) manufactured by Crompton Parkinson. 3½in. scale. Circular panel mounting. 18/6 each. Plus 2/6 post and packing.

0-2.5 amps. R.F. 2in. square panel mounting. Mounted in neat wooden box 5½in. x 3in. x 3in. Brand new at 7/6 each. Plus 1/6 post.

0-5 amp. R.F. 2in. square panel mounting. Mounted in neat bakelite case 4in. x 2½in. x 2in., with switch and three terminals. (Neutralising unit 10A/8475.) Brand new at 7/6 each. Plus 1/6 post.

0-3.5 kV. moving coil. 3in. projection at 8/6 each. Plus 1/6 post.

TB9 BATTERY RECEIVER CHASSIS (less valves). Limited quantity only available at 9/6 each. Plus 3/6 carriage.

MIDGET CARBON MIKE INSERTS. Size 1½in. dia. Brand new and boxed at 1/3 each. Post free.

POTENTIOMETERS. 20 kΩ wire-wound. ½in. spindle. At 1/6 each, 15/- doz. 2 kΩ wire-wound ½in. spindle at 1/8 each, 15/- doz.

SOBBO RUBBER STRIPS. Ideal for chassis mounts, etc., 1½in. x 1½in. x 1in. thick. 4/- doz.

HEADPIECES. High-resistance (10A/12401) at 2/- each. Low-resistance (10A/13466) at 1/- each.

KARANOT (LOADED EBONITE). ½in. dia. x 20in. long. 4/6 doz. Plus 1/- post. 1½in. sheets, 18in. x 36in. At 40/- each. Plus 7/6 carriage.

AERIAL COUPLING UNIT, TYPE 39. With 0-6 amp. R.F. 2½in. circular meter. 0-3 amp. thermocouple 2in. square meter, aerial tuning coils, ceramic high-voltage condensers, etc. (Ref. No. 10D/1731) in strong wooden case. 13/6. Plus 2/6 carriage.

PLEASE WRITE NAME AND ADDRESS IN BLOCK LETTERS

C. MARKS & CO.,

90 COMMERCIAL ST., NEWPORT, MON.

Telephone: Newport 4711

Also at 25 Vyndham Arcade, Cardiff

All mail orders and enquiries to Newport branch please.

== NOW OPEN! ==

UNIVERSAL ELECTRONICS

Additional Large Premises at:—

22, LISLE STREET, LONDON, W.C.2

(3 minutes from Leicester Square Tube Station)

We cordially invite the technical staff of Research establishments, Universities and the Electronic industry to inspect our large range of V.H.F. and Microwave apparatus, including:—

RECEIVERS — TRANSMITTERS — SIGNAL GENERATORS — SPECTRUM ANALYSERS AND ALL ASSOCIATED EQUIPMENT.

For our Radio Amateur friends we now carry an increased range of Receivers, including many British and U.S.A. types. We also display a fine selection of:—

TEST INSTRUMENTS—TAPE RECORDERS AND QUALITY AUDIO EQUIPMENT, ETC.

When in town pay us a visit

OPEN ALL SATURDAY : WE CLOSE AT 1 p.m. THURSDAYS

Telephones: GERrard 4447 and 8410 (Day) : MEAdway 3145 (Night)

G2AK This Month's Bargains G2AK

GERMANIUM DIODES, 2/- each or 6 for 9/-.
METERS. 2½in. Flush mounting M.C. 100 mA., 0-10 mA., 0-30 mA., 12/6 ea. 2in. Flush square 0-5 mA., 10/- 0-15 A., proj. thermo. 2½in. 7/6; 0-9 A. hot-wire, 5/-; 0-1 mA. 2in. Flush, 20/-.
TEST METER. 7 ranges as follows: 1.5 v., 3 v., 150 v. 6 mA., 60 mA., 5,000 ohms, 25,000 ohms 2½in. dia. scale M.C. meter. Rotary selector switch. Black bakelite case, 6 x 4½ x 4½ fitted with removable lid, also provision for internal batts., ranges can be easily extended. Bargain price 30/-, plus 1/6 post.

SPECIAL OFFER, AR88 SPARES. Cabinets, complete with base, feet and side strips, £4/15/- each. Pkg. and Carr. 5/- . Set of 14 valves for "D" or "LF" model receivers, £5/10/- . Panel escutcheons, 22/6 each. "D" type I.F.S., 12/6 each. Good selection of Spare Coils available for "D" Model, 7/6 each. Matching Speakers by R.C.A., fitted rubber feet and 6ft. lead, 65/- . Output Transformers to Govt. specification, 17/6 each.

DEAF AID CRYSTAL MIKE UNITS, 12/6 each, post 9d.
CRYSTAL HAND MICROPHONES. Complete with lead and plug. High quality, very sensitive, chrome finish. List price 2 gns. Our price 25/- . Few only.

COPPER WIRE. 149 H.D. 140ft. 15/-, 70ft. 7/6, postage and packing 2/- . Other lengths pro rata.

SPECIAL VALVE OFFER. 866A, 17/6 each, or 30/- pair. 807's, 10/- each or 17/6 pair. 931 A, 45/- . 829B, 60/- . TZ40, 35/- . 832 at 25/- .

STREAMLINED BUG KEYS. By famous manufacturer. List over £4. Our price 45/- . **AIR SPACED COAXIAL CABLE,** 150 ohm (normal price 3/11 per ft.), 20yd. coils only. £1 per coil, post free.

SHADED POLE MOTORS. For Tape Recorders, etc. Voltage tapping plate 200/250 v. 3-hole fixing. Our price 12/6 ea. or 21/- pr., P. & P. 1/6 either.

Carriage paid on all orders over £1 except where stated. Please include small amount for orders under £1.

Please print your name and address. All Mail Orders to:—

CHAS. H. YOUNG, G2AK

Dept. 'W' 102 HOLLOWAY HEAD, BIRMINGHAM 1

'Phone: MIDLAND 3254

All callers to 110 DALE END, BIRMINGHAM 4

'Phone: CENTRAL 1635



DENCO F.M. FEEDER UNIT
SUPPLIES FINEST QUALITY AUDIO OBTAINABLE TODAY.
Complete Kit including 5 valves (6AM6, 12AH8, EB91 and 2-6AB6) at £6-7-6 or built and aligned at £8-10-0
All parts obtainable singly as per Dencos' F.M. Catalogue (D.T.B. 8.) Price 1/6.
Requires 230 v. at 50 m/a. 6.3 v. at 1.5 amps.
Demonstrations daily.

5 Harrow Road, Paddington, W.2

PADddington 1008/9 and 0401

OPEN MONDAY to Sat. 9—6. THURS. 1 o'clock.

SEND STAMPS FOR NEW 1954 28-PAGE CATALOGUE

TR1196 RECEIVER
Receiver 25/73. This is a six-valve superhet receiver with 465 kc/s I.F.'s. Complete with all valves—2 EF39, 1 EK32, 2 EF36, 1 EB33. In brand new condition with full conversion data. 27/6, plus 2/6 post and pkg.

8 WATT AMPLIFIER (UNDISTORTED)
Manufactured by Farmeko and Sound Sales for Admiralty. 4 valves, FX25, MS/PEN, AC/HIL, MU14. Output Matching and 30 and 15Ω, 100/250 v. A.C. COMPLETE IN STEEL GREY AMPLIFIER CASE, 29/10/-. Call for Demonstration.

STROBE UNITS Brand New, in sealed cartons, these contain 8EF50s, 8EA50s, 15PF1, a host of condensers, resistors, transformers, chokes, relays, switches, 7 pots, and 5 smoothing condensers, size 18in. x 8 1/2in. x 7 1/2in. Only 67/6.

BCA 931A PHOTO-ELECTRIC CELL AND MULTIPLIER. For facsimile transmission, flying spot telecine transmission and research involving low light-levels, 9-stage multiplier. Brand new and guaranteed, only 22/10/-. Special 11-pin base 2/-. Data sheets supplied.

RADIO-GRAM CHASSIS
3 Wave-band Superhet. Med., long and short.
5 Latest Type MULLARD Valves.
4 Position Switching. Gram., med., long and short.
Provision for Extension Speaker. A.C. Mains. 110/250 volts.
Chassis 11in. x 7in. x 2 1/2in. Scale 8in. Square. Or Chassis 13 1/2in. x 6 1/2in. x 2 1/2in. Dial 10in. x 5 1/2in. PRICE £10/5/-.
BRAND NEW AND GUARANTEED, CARR., PACKING AND INS. 10/-.

BOWTHORPE CONTINUITY METER
Dual scale 0-500 ohms and 100-200,000 ohms moving coil operated from 41-volt internal battery. Size 6in. x 3in. x 4in.
Original price, 28/19/-.
Our price, brand new, 23/5/-.

MORSE PRACTICE KIT
Complete with buzzer, morse tapper and battery compartment on baseboard, 6/-, post paid.

T.C.C. 1 mfd. 57,000 v. w.g., type CP58QO, bakelite case, 7/6 each.

CRYSTALS
200 kc/s, 2 pin, U.S.A. 10/-
465 kc/s, 2 pin, U.S.A. 10/-
500 kc/s, 2 pin, British 15/-

SPECIAL OFFER
Our Tape-Deck Amplifier and Power Unit (List £16/16/-) and TRUVOX Tape-Deck Mark III (List £23/2/-). £36. Call for Demonstration or send for full details.

INDICATOR UNIT TYPE 182A
Unit contains VC8517 Cathode Ray 6in. tube, complete with Mu-metal screen, 3 EF50, 4 8P61 and 1 5U4G valves, 9 wire-wound volume controls and quantity of resistors and condensers. Suitable either for basis of television (full picture guaranteed) or Oscilloscope. offered BRAND NEW (less relay) in original packing cases at 67/6. Plus 7/6 carr. "Radio-Constructor" scope circuit included.

EF50 (VR91A)
The selected EF50. Red Sylvania, original boxes 10/- each, 90/- for ten.

PYE 45 MC/S. STRIP. TYPE 3583 UNITS
Size 15in. x 8in. x 2in. Complete with 45 Mo/s. Pye Strip, 12 valves 10 EF50, EB34 and EA50, volume controls and hosts of Resistors and Condensers. Sound and vision can be incorporated on this chassis with minimum space. New condition. Modification data supplied. Price 25. Carriage paid.

ROTARY POWER UNIT TYPE "87"
Input 24 v. Output 230 volts 65 mA. and 6.3 volts 2 amps. Fully filtered and smoothed and noise suppressed. Ideal for car radio, etc. BRAND NEW ONLY 15/- (postage, etc., 2/6).

RECORD CHANGERS
COLLARO BC3 531. Latest model 3-speed. Brand new maker's carton, cream finish. £10/10/-. carr. free.
Latest model 3-speed, by very famous manufacturer, plays mixed records. £10/10/-. carr. free.

VOLTMETERS

6 v.	M.C.	2 1/2in.	Projection	10/-
15 v. (50 c.)	M.I.	2 1/2in.	Flush	10/-
20 v.	M.O.	2in.	Square	7/6
150 v.	M.O.	2 1/2in.	Flush	10/-
300 v.	M.C.	2in.	Square	12/6
300 v.	A.C.	Projection 5in.	Dial	50/-

G.E.C. RECORDING TAPE
600ft. Reels..... 10/-
1,200ft. Reels 17/6
BUY NOW—UNREPEATABLE BARGAIN.

METRO-VIC (METROSIL) PENCIL TYPE E.H.T. REGULATOR up to 10 k.v.
Particularly suitable for regulating E.H.T. Fly-Back. 5/-.

AMP-METERS

1 A.	M.C.	2 1/2in.	Projection	10/-
3 A.	T/O	2in.	Square	8/-
6 A.	T/C	2 1/2in.	Flush	7/6
15 A.	M.I.	4in.	Projection	21/-
20 A.	M.I.	2 1/2in.	Flush Mtg.	12/6
30 A.	M.C.	2in.	Square	7/6

R.F. OSCILLATOR COIL UNIT
6—18 kV., including EY51 valve, 37/-.

MILLIAMMETERS

500 mA.	M.C.	2in.	Round	15/-
1 mA.	M.O.	2in.	Square	17/6
200 mA.	M.C.	2 1/2in.	Flush	22/6
1 mA.	M.O.	2 1/2in.	Desk Type	25/-
5 mA.	M.C.	2in.	Flush	7/6
10 mA.	M.C.	2 1/2in.	Round	10/-
30 mA.	M.C.	2in.	Round	7/6
30 mA.	M.C.	2 1/2in.	Flush	10/-
50 mA.	M.C.	2in.	Square	7/6
150 mA.	M.C.	2in.	Square	7/6
200 mA.	M.C.	2 1/2in.	Flush	10/-
300 mA.	M.C.	2 1/2in.	Round	10/-
500 mA.	M.C.	2 1/2in.	Flush	10/-
G.E.O.	1 mA.	Meter	Rect.	10/-

AMERICAN 12 v. DYNAMOTOR
Output 250 volts, 60 mA. Weight 5 lb. Suitable for Car Radio or Electric Razors, 22/6.

M.C. = Moving Coil. M.I. = Moving Iron.
T.C. = Thermo-Coupled.
All Meters are Brand New and in original cartons.

R.F. UNITS
Type 24
20-30 Mc/s.
Switched Tuning.
With 3-SP61
15/- EACH
BRAND NEW

Type 25
40-50 Mc/s.
Switched Tuning.
With 3-SP61.
19/6 EACH
BRAND NEW.

R.F. UNITS
Type 26
50-65 Mc/s.
Variable Tuning.
2—VR136. 1—VR137
35/- EACH
BRAND NEW.

Type 27
60-80 Mc/s.
Variable Tuning.
2—VR136. 1—VR137
35/- EACH
BRAND NEW.



No. 38 "WALKIE-TALKIE" TRANS-RECEIVER, complete with Throat Mike, phones. Junction Box and Aerial Rods in canvas bag. Freq. range 7.4 to 9 Mc/s. Range approx. 5 miles. All units are as new and tested before despatch. 24/10/-.

T.V. PRE-AMPLIFIER FOR LONDON AND BIRMINGHAM. Complete with 6AM6. Ready to plug into your set, 27/6. P.P. 2/6.

CATHODE RAY TUBES

VOR139A. 2 1/2in. O/E. Tube. Brand new in original cartons (carr. free)	£1 15 0
VOR97. Guaranteed full T/V picture (carr. 2/-)	22 0 0
VC8517C. Guaranteed full T/V picture ..	£1 15 0
MU-METAL SCREENS for VCR97 or 617. P.P. 1/6	10 0
6in. ENLARGER for VCR97 or 617. P.P. 1/6	17 6

"426" CONTROL UNIT
Containing 4-EF50, 2-SP61, 2-EA50, 1-EB34, 2-single-gang .0005 tuning condensers. W/V volume/controls, switches, condensers and resistors. Size 12in. x 9in. x 5in. New condition, 35/-, carr. 3/-.

CRYSTAL MICROPHONE INSERTS

8/6 POST FREE

8/6 POST FREE

Ideal for tape recording and amplifiers. No matching transformer required.

VCR97. 15/-, carr. 2/-. Brand new and crated—slight cut-off—ideal for 'Scopes. Limited quantity.

PHOTO CELLS G.S.18. Brand new, 25/-.

PLEASE ADD POSTAGE. ARTICLES UP TO 10/-, 1/-, £1, 1/6, £2, 2/-.

RADIO TRADERS LTD.

23 WARDOURD ST., LONDON, W.1. (Coventry Street end)
Phone No. GERrard 3977/8 Grams: "Radiotrade"

PAXOLIN SHEET

18in. x 4 1/2in. x 1 1/2in. ... 1/6 each 10in. x 10in. x 1 1/2in. ... 1/6 each
20in. x 10in. x 1 1/2in. ... 1/6 each 20in. x 10in. x 1 1/2in. ... 3/- each

CONDENSERS

2 Mfd. 150 v. Tubular Paper (aluminium tubes), 1/6 each ... 15/-
8 Mfd. 450 v. Electrolytic, 1/9 each ... 18/-
16 Mfd. 350 v., Electrolytic, 2/- each ... 21/-
24 Mfd., 350 v., Electrolytic, 2/- each ... 21/-
32 Mfd., 450 v., Electrolytic, 2/6 each ... 27/-
8 x 16 Mfd., 350 v., 1/6 each ... 15/-
20 x 20 Mfd., 275 v., Electrolytic, 2/9 each ... 30/-
16 x 16 Mfd., 350 v., Electrolytic, 2/6 each ... 27/-
16 x 24 Mfd., 350 v., Electrolytic, 2/6 each ... 27/-
16 x 8 Mfd. Metal Cans Electrolytic, 350 v., 1/6 each ... 15/-
32 Mfd. Metal Cans Electrolytic, 350 v., 1/6 each ... 15/-
32 x 8 Mfd. Metal Cans Electrolytic, 275 v., 1/9 each ... 18/-
64 Mfd. Metal Cans Electrolytic, 350 v., 2/6 each ... 24/-
Condenser clips for above ... 3/-
1 Mfd. 400 v. Metal Cans, 1/- each ... 10/6
50 Mfd. 12 v., 1/- each ... 10/6
12 Mfd. 50 v. Tubular Paper (aluminium tubes), 1/- each ... 10/6
100 Mfd. 6 v. Tubular Paper (aluminium tubes), 1/- each ... 10/6
.00005 Tubular, 4/- doz. .02, 500 v., 4/- per doz. .001, 350 v., 4/- per doz.
.05, 350 v., 4/- per doz. .005, 200 v., 4/- per doz.

HIGH STABILITY RESISTORS:

Tolerance: 1% 2% 5%
1/2 watt 1/3 9d. 6d. each
1/4 watt 1/3 1/- 9d. each
1 MEG 1/9 1/6 1/3 each
8-40 MEG 2 watt 2/6 each

ALL CINCH COMPONENTS IN STOCK

PYE PLUGS AND SOCKETS 1/6 pair

WW AND VITREOUS RESISTORS. 5 watt, 1/6;

10 watt, 2/6; 15 watt, 3/-; 20/30 watt, 3/6 each.

WW V/CONTROLS. COLVERN and B-NSF. 5K PRESET

and other values, 2-3 watt, 2/- each. 10K Isolated Spindle ... 2/-

500 ohms, 1K, 20K, 25K, 50K, with spindle ... 3/-

V/CONTROLS WITH SWITCH: most values, B-NSF ... 2/6

V/CONTROLS: Less Switch, Preset and Spindle. MOST VALUES ... 1/9

TWIN MIDGET GANGS, .0005, with trimmers, PERSPEX COVER

4-WAY PUSH BUTTON UNITS, 1/6 each ... 5/6

PUSH BUTTON KNOBS ... 15/- doz.

TAG STRIPS: 3-way 2/- doz.; 4-way 2/6 doz.; 5-way 3/- doz.; 7-way 4/- doz.; 28-way 12/- doz.

ASSORTED PILOT LAMP HOLDERS

FUSES 1 1/2in. Most values from 750 mA. to 10 amp. ... 4/-

POINTER KNOBS. Small black, with line, 1/4in. hole ... 2/-

STANDARD ROUND KNOBS: Small, 1/4in. hole, 6/-; Large, 1/2in. hole, 7/6; with spring clip, 1/4in. hole ... 7/6

WANDER PLUGS, Red and Black ... 4/6

PHILIPS TRIMMER TOOLS ... 2/-

BELLING & LEE. P/M FUSE HOLDERS. Type L356 ... 1/- each

WEARITE COILS: Types PA4, PO4, PAS, POS, 1/3 each ... 2/6

VALVE HOLDERS: Moulded. B9A, 7/6; BTG, 6/-; EF50, 6/-; ENGLISH OCTAL, 3/- per doz. SCREEN CANS for B9A, BTG, 6/- doz.; PAXOLIN-B7G, MAZDA 4-pin UX ... 12/- doz.

BELLING & LEE. PLUGS AND SOCKETS. Ex-Govt. BRAND NEW 5-pin, Chassis and Cable, 7-pin ... 3/-

BULGIN. P74, Plug and Socket, 2/6; P200, Plug and Socket, 2/-; Rotary Switches, S.255, 2/-; Dolly Switches, S.267, 2/-; Standard Switches, Ex-Govt., On-off ... 1/6 each

POST OFFICE LAMP JACKS, No. 10, 1/- each ... 9/- doz.

Lamp Covers for same ... 3/-

L.F. CHOKES, 300 v., 60 mA. CH5 ... 4/6 each

OUTPUT TRANSFORMERS. Multi Ratio, 5/-; Pentode or Power ... 4/-

VALVE SCREEN CANS for Standard Valves, 1/- each ... 10/6 doz.

DRUM DRIVES, 4 1/2in. ... 1/- each

WESTECTORS. WX6, WX12, W1, W12, W4, 1/- each ... 9/- doz.

ARCOLECTIC (Whitney Lamp), Red, green, clear, 1/6 each ... 15/-

SIGNAL LAMP HOLDERS P/M, complete with adjusting lamp holders, 1/9 each ... 18/-

AIR SPACE TRIMMERS. Preset and spindle types, 5PL, 10PF, 15PF, 20PF, 25PF, 50PF, 75PF, 15/-; 100PF Preset, 1/6 each ... 15/-

JONES PLUG AND SOCKETS. 4-pin, 2/6; 6-pin, 3/-; 8-pin, 3/6; 10-pin, 4/-; 12-pin ... 6/- pair

NUTS, 8BA, 3/-; 6BA, 2/6; 4BA, 3/-; 2BA ... 4/- gross

SOLDER TAGS, 2/6 gross. SHAKEPROOF WASHERS ... 2/-

WASHERS, 2, 4 and 6BA ... 1/-

SHAKEPROOF SOLDER TAGS, 4BA and 6BA, 2/6; 2BA ... 2/9

CASH WITH ORDER OR C.O.D. ALL ORDERS DEPT. W1

ALL ORDERS FOR LESS THAN £2 ADD POSTAGE

REDUCED PRICES FOR GROSS LOTS

We invite your enquiries for items not listed.

Trade Counter open 9.30 to 5.30 Monday to Friday.

Callers Welcomed.

WHOLESALE, MANUFACTURERS' AND EXPORT ENQUIRIES INVITED

MIDLAND INSTRUMENT CO.

FLESSEY P.M. SPEAKERS, 3in. dia., personal portable type, 3-ohm speech coil, less transformer, brand new, 7/6, post 9d.
CHARGING KITS, consists of a G.E.C. 1-amp. full-wave rectifier, and a Douglas 200/250-v. A.C. input transformer, specially wound for this rectifier, with requisite valves to charge a 2, 6 or 12-v. battery at 1 1/2-amperes, 2 high grade components, complete with circuit diagrams and instructions, brand new, 25/-, post 1/6.
FLASHER UNITS, consists of 2 platinum contact G.P.O. type relays, automatically provides approx. 120 flashes a minute from 12/24-v. fully rated suppressed, in diecast case, new unused, and well worth £5. Our price 12/6, post 1/6.
U.S. RELAYS, Leach pattern, 200-ohm, 2-pole changeover, 1/6, post 4d., 15/- doz.
BUZZERS, 3-6-v. high note, platinum contacts, variable note control knob, high grade type, worth 40/-, our price, new unused, 5/-, post 1/-.
ELECTRO-MAGNETIC COUNTERS, 0-9999 repeating, 3-ohm coil, operates down to 11-v., G.P.O. subscribers type, fitted cover, size 1 1/2in. x 1 1/2in. by 4 1/2in. long, an exceptional bargain, 5/-, post 1/-; 45/- doz., post 2/4.
VENNER TIME DELAY SWITCHES, 24-v. operation, consists of a high grade clock-work movement, with external press button wind, 2 electro magnets with 5-pole cam operated contacts, in smart metal case size 3 1/2in. x 2 1/2in. x 2 1/2in., fitted 4-way terminal block, new boxed, fraction of original cost, 7/6, post 1/3.
HOOVER BLOWER MOTORS, dual voltage, with terminations for 12 or 24-v. D.C., otherwise suitable for 20 or 40-v. A.C., length 5 1/2in., dia. 3in., fan casing 4 1/2in. dia. inlet and outlet ports 1 1/2in. dia., the most useful and versatile blower offered, suitable for car heaters, air conditioning and cooling purposes, new, unused, 25/-, post 1/6.
ELECTROLYTIC CONDENSERS, 32-mfd., 450-v. D.C., by Zenith, Micamold, etc., new and guaranteed, cartons of 25 condensers, 20/-, post paid.
PROJECTION UNITS, consists of an optical mount, fitted with a bloomed f/2.2 Achromatic lens, 3 1/2in. focal length, at one end, also a convex/concave ground glass at the other, attached to an enclosed lamphouse, fitted with a 24-v. 15-watt lamp, and polished reflector, fraction of original cost, 10/-, post 1/-.
VARIABLE RHEOSTATS, wire-wound on ceramic, 50-ohms at 1-amp., laminated wet arm, bakelite knob control, in diecast cases size 5 1/2in. x 4 1/2in. x 2 1/2in., fitted on/off toggle switch and 2 cannon plugs, new, boxed, 7/6, post 1/6.
SELSYN TRANSMITTERS (Mag slips), 3in. type, pure synchro x-y-1-2-3, suitable as master or slave, 50 v. 50-cycle single phase A.C. operated. When two or more of these are wired up, the rotation by hand (or other means) of one, will result in a 100 per cent. follow in the other(s), both clockwise or anti-clockwise, supplied brand new with test report, in tropicalised sealed cartons. Value £28 each, our price 25/-, post 2/-, 2 for 50/-, post paid with wiring diagram. SIEMEN'S HIGH SPEED RELAYS, coil res. 145 ohms, single-pole changeover platinum contacts, adjustable armature tension and contact gap, well worth 35/-, our price, new, unused, 5/-, post 6d., 50/- doz., post 2/-.
TELEPHONE SETS, consists of 2 combined receivers and microphones, connected by 20ft. twin flexible, periscope perfect 2-way communication (up to 1 mile with extra flex), self-contained, no battery required, complete ready for use, new, boxed, 12/6, post 1/-.
CRYSTAL SET COILS, high-gain dual range med. and low., complete with crystal set circuit, 2/6, post 4d.; Variable condns., .0005 mfd., bakelite dielectric, complete with pointer knob, 3/6, post 4d.; Germanium detector, latest wire-ended type, 2/-, post 3d.; Wavechange switches, 6d., post 3d.; Cils. plugs with sockets, 4 sets 2/-, post 4d. All items to construct crystal set, 10/-, post paid. D.G. SERIES MOTORS 12-24 v., 15/20 amps., size 6 1/2in. long 3 1/2in. dia., fitted 1/2in. dia. shaft, weight 9lb., a very superior motor, originally cost £10, our price, new, unused, 7/6, post and packing 2/6. Many other bargains; send 3d. with S.A.E. for current lists.

MIDLAND INSTRUMENT CO., MOORPOOL CIRCLE, BIRMINGHAM, 17

Tel.: HAR 1308

SPECIAL OFFER of Constructors parcel of 100 assorted resistors comprising 1, 1 and 2 watt from 10 meg.-22 ohms. 12/6.
"AVO" MINORS, D.C. "E" type, also reconditioned and perfect order, £21/17/6.
ADVANCE SIGNAL GENERATORS. Type E.I. £20.
MEGGER SAFETY OHMMETERS. Perfect, £31/10/0.
H.R.O. SENIOR RECEIVERS. With A.C. P.P., 5 coils, £28.
D.S.T. 100 RECEIVERS, as new. Coverage is 7 bands from 30-Mc/s. to 50 Kc/s., £20 each.
HAMMERLUND H.Q.120. Mint condition, rack mtg., £40.
HALLICRAFTERS SX28, S27, S41, S38, etc. Perfect cond.
AR88LF, AR88D, CR100, from stock. R1155 RECEIVERS and "N" models available, new.
CANADIAN R-103 RECEIVERS, as new, modified for A.C. working, £18/10/0.
B.C.348 AND B.C.342 RECEIVERS from £22/10/0.
HAMMERLUND SUPER PRO RECEIVER, complete with original A.C. power pack type S.P.200-LX, perfect order, £40.
E.L.A.N. R.F. WOBBLATOR, perfect order, £12/12/0.
A.C./D.C. MOTORS, suitable for sewing machines, 4/6 each.
A.C./D.C. 12 v.-15 v. MOTORS, long spindle for models, 15/- each.
NEW M/C MICROPHONES, hand type, with 12 yds. heavy duty screened cable, £31/15/- each.
TEST EQUIPMENT. We hold a comprehensive stock. Multi-range meters at 1,000 and 20,000 o.p.v., valve testers, signal genes, 10,000 OHMS POTENTIOMETERS, large size, by Colvern, enclosed 8/6 each. 100k, 15w., 9/6 each.
MAINS TRANSFORMER. 350-0-350 v. Ellison at 120 mA., 6.3 v. 5 a., C.T. 5 v. 3 a., 37/6. Full range of all types of Ellison products in stock.
COSSOR DOUBLE BEAM OSCILLOSCOPE, type 339A. Perfect, £32.
6 VOLT (3 at 2 v.) BOXED ACCUMULATORS, 14/-.
.1 uF350 v. METAL CASED TUBULARS, U.S.A., at 4/6 doz. (minimum 2 doz.).
H.R.O. COILS. 46-96 Mc/s., etc., at £2/5/- per coil.
LARGE STOCKS OF MOTORS. A.C./D.C. and A.C., 1/16, 1/12, 1/2, 1/2 h.p.
Your post enquiries welcomed. S.A.E. for reply, please. Orders, C.W.O. or Pro-forma Invoice, no C.O.D. Prices quoted do not include carriage and packing.

All types of equipment purchased. Top prices paid.

SERVICE RADIO SPARES

4, LISLE STREET, LONDON, W.C.2

Telephone: GERrard 1734.

SOMETHING FOR EVERYONE!

CONSTANT VOLTAGE TRANSFORMERS. Manufactured by SOLA of CHICAGO, U.S.A. Primary 90-125 v. or 190-250 v. Secondary 115 v. precisely at 2 KVA. Can be adjusted for 50 or 60 cycles operation. Primary and secondary are completely isolated, and for 230 v. output two can be used in series. Fully guaranteed. ONLY £21 each, or £40 per pair.

RF UNITS TYPE 26 and 27. For use with the R.1355 or any receiver with a 6.3 v. supply. These are the variable tuning units which use 2 valves EF54 and 1 of EC52. Type 26 covers 65-50 Mc/s (5-6 metres), and Type 27 covers 85-65 Mc/s (3.5-5.0 metres). Complete with valves, and BRAND NEW IN MAKER'S CARTONS. ONLY 35/- each.

I.F. STRIP 194. An easily modified strip recommended for T.V. constructors who want good results at moderate cost, or for those who have built televisions but are having trouble in the sound or vision receivers. Size 18in. x 5in. x 5in., it is complete with 6 valves VR65, 1 of VR92, and 1 of VR56 or VR53. Mod. data supplied. ONLY 45/- (postage etc., 2/6). Less valves, 19/6 (post. etc., 2/6).

TELESCOPIC AERIAL. Pulls out of metal tube 15in. long to extend to 73in. BRAND NEW. ONLY 7/6 (postage 10d.).

AMPLIFIER 208. Ideal for conversion into a high gain TV pre-amp. Complete with 2 valves EF50. ONLY 15/- (postage, etc., 1/6).

INDICATOR TYPE 95. Built on a two-deck chassis, this contains VCR97 tube with mu-metal screen, 16 valves SP61, 4 of EA50, and 2 of EB34 and also shoals of components. ONLY 59/6 (carriage, etc., 7/6).

INDICATOR UNITS, TYPE 6. Contain VCR97 Tube with mu-metal screen, 4 valves EF50 and 2 of EB34. NEW CONDITION. ONLY 59/6 (carriage, etc., 7/6).

INDICATOR 233 CHASSIS. Similar to the type 6 Indicator Unit. This contains VCR97 CRT holder, 11 valve holders, resistors and condensers, etc. In excellent condition. ONLY 10/- (carriage, etc., 5/-).

AMERICAN 12 v. DYNAMOTORS. Output 255 v. 60 mA. Ideal for car radio or running electric shaver from car battery. ONLY 22/6.

24 v. BLOWER MOTORS. ONLY 12/6.

C.R. TUBE VCR97. Tested full screen. BRAND NEW IN MAKER'S CRATES. ONLY 42/6.

6 v. VIBRATOR UNITS. Made by the National Co. of America for use with H.R.O. Communications Receivers, supplying 165 v. at 85 mA fully smoothed D.C. Complete with vibrator and 6X5 rectifier in black crackle cabinet size 7in. x 7 1/2in. x 6in. ONLY 29/6 (postage, etc., 2/6).

METAL RECTIFIERS. Selenium full wave bridge 6 or 12 volts; 1 amp. 7/6; 2 amp. 11/3; 3 amp. 12/6; 4 amp. 15/-.

COMMUNICATIONS RECEIVER R.1155

The famous ex-Bomber Command Receiver known the world over to be supreme in its class. Covers 5 wave ranges: 18.5-7.5 Mc/s, 7.5-3.0 Mc/s, 1,500-600 kc/s, 500-200 kc/s, 200-75 kc/s, and is easily and simply adapted for normal mains use, full details being supplied. Aerial tested before despatch. BRAND NEW AND UNUSED IN MAKER'S TRANSIT CASES, ONLY £11/19/6.

SLIGHTLY USED RECEIVERS, Grade I, also tested working before despatch, £9/19/6.

A.C. MAINS POWER PACK OUTPUT STAGE, in black metal case, enabling the receiver to be operated immediately, by just plugging in, without any modification. Can be supplied as follows, WITH built-in 6 1/2in. P.M. Speaker, £5/10/-, LESS speaker, £4/10/-.

DEDUCT 10/- IF PURCHASING RECEIVER AND POWER PACK TOGETHER.

Please add carriage costs of 10/6 for receiver and 5/- for Power pack.

V.H.F. RECEIVER R.1132.A

An 11-valve receiver, covering 100-124 Mc/s. Has large tuning dial with slow motion drive, R.F. and L.F. gain controls, phone and line output sockets, and 0-5 mA., tuning meter. In grey enamelled metal case with plated handles, size 18in. x 10in. x 11in. Complete with valves, circuit diagram and calibration chart. IN BRAND NEW CONDITION IN MAKER'S TRANSIT CASES, ONLY 79/6 (carriage 7/6). Also a few slightly used at 69/6, plus carriage.

POWER UNIT TYPE 3

Made for use with the R.1132.A, this is a standard rack mounting job to match the receiver, and is for 200/250 v. 50-cycle mains with outputs of 250 v. D.C. 100 mA., and 6.3 v. 4 amps. Fitted with H.T. current meter and voltmeter, this is a first-class unit, and can be used for a variety of receivers. Used, but tested working before despatch. ONLY 90/- (carriage, etc., 5/-). Connecting Cable with Jones Plugs for receiver and power unit, 10/-.

RECEIVER 25/73

Part of the TRI196, this 6-valve unit makes an ideal basis for a mains operated All-wave Superhet, full modification data being supplied. Complete with valves, 2 each EF36 and EF39, and 1 each EK32 and EB33. BRAND NEW. ONLY 27/6, or a few less valves but complete with the 465 kc/s. I.F.s. etc., 8/6 (postage etc., 2/6). Mod. data only 9d.

AMERICAN LORAN INDICATOR UNIT APN.4. The unit recommended as a basis for the "WIRELESS WORLD" TELEVISION OSCILLOSCOPE, copy of which is supplied, contains SCPI CRT and screen. 14 valves 6SN7, 3 of 6SL7, 8 of 6H6, 1 of 6SJ7, 100 kc/s crystal, and hundreds of condensers, resistors, etc., etc. BRAND NEW IN MAKER'S TRANSIT CASES. ONLY £6/19/6 (carr. etc., 15/6).

METERS		
F.S.D.	SIZE AND TYPE	PRICE
1 milliamp	D.C. 2 1/2in. Flush square	15/-
1 "	D.C. 2 1/2in. Flush circular	22/6
1 "	D.C. 2in. Desk type	25/-
5 "	D.C. 2 1/2in. Flush square	7/6
100 "	D.C. 2 1/2in. Flush circular	12/6
150 "	D.C. 2in. Flush square	7/6
500 "	D.C. 2 1/2in. Flush circular	12/6
500 "	thermo 2in. Flush square	5/-
500 "	thermo 2in. Proj. circular	5/-
20 amps.	D.C. 2in. Proj. circular	7/6
40 amps.	D.C. 2in. Proj. circular	7/6
30-0-30 amps.	D.C. Car type moving iron	5/-
15 volts	A.C. 2 1/2in. Flush, circ., mov. iron	8/6

All meters Brand New in Maker's Cartons.

100 MICROAMPS METERS

2 1/2in. circular flush mounting. Widely calibrated scale of 15 divisions marked "yards" which can be rewritten to suit requirements. These movements are almost unobtainable today and being BRAND NEW IN MAKER'S CARTONS are a snip at ONLY 42/6.

MODULATOR TYPE 67. Contains fully smoothed normal A.C. Mains power pack, transformer being 345 v.-0.345 v. at 200 ma., 6.3 v. 5 a., 6.3 v. 250 mA., 5 v. 2 a. Also contains 6 valves SP 61, 3 of EA 50, 2 of EB 34, and 1 of 5Z4. Brand new in makers transit cases. ONLY 67/6 (carriage 7/6).

CRYSTALS. British Standard 2-pin 500 kc/s., 15/-; Miniature 200 kc/s. and 465 kc/s.; 10/- each.

TRI196 TRANSMITTER SECTION. In perfect condition, less valves. ONLY 7/6 (postage, etc., 2/6).

159 RECEIVER UNIT. Contains 1 each valve, types EF50, EA50, SP61, RL37 and 24 v. selector switch. ONLY 12/6.

VACUUM PUMPS. For Handymen and Model Makers. Ex-R.A.F. Type B3. BRAND NEW IN MAKER'S CARTONS. ONLY 22/6 (post 2/-).

TRANSFORMERS. Manufactured to our specification and fully guaranteed. Upright mounting, fully shrouded, normal primaries.

425 v.-0.425 v. 250 mA., 6.3 v. 4 a., 6.3 v. 4 a., 5 v. 3 a., 50/-, 350 v.-0.350 v. 160 mA., 6.3 v. 6 a., 6.3 v. 3 a., 5 v. 3 a., 42/6.

350 v.-0.350 v. 150 mA., 6.3 v. 5 a., 0.4-5 v. 3 a. 32/6.

250 v.-0.250 v. 100 mA., 6.3 v. 6 a. 5 v. 3 a., 32/6.

Please add 2/- per transformer postage.

TRANSFORMERS, FILAMENT. 6.3 v. 2 a., 7/6 (postage 1/-).

TRANSFORMERS, EHT. Upright mounting.

EHT for VCR97 Tube 2,500 v. 5 mA

2 v.-0.2 v. 1.1 a., 2 v.-0.2 v. 2 c., 37/6.

EHT 5,500 v. 5 mA., 2 v. 1 a., 72/6.

EHT 7,000 v. 5 mA., 2 v. 1 a., 82/6.

EHT 7,000 v. 5 mA., 4 v. 1 a., 82/6.

Please add 2/- per transformer postage.

RECEIVER, TYPE 71. Covers 100-150 Mc/s., and contains 4 valves EF50, 2 of EF39, 1 of EL32 and 1 of EF36, together with a multitude of short wave components. An excellent little breakdown unit for ONLY 25/- (post. etc., 2/6).

MU-METAL SCREEN FOR VCR97 TUBE, etc., ONLY 8/6.

CABLE. CLEARANCE OFFER of 23/36 twin polythene. Weatherproof, and suitable for outdoor use, 39/6 per 100 yard coil (carriage etc., 3/6). S.A.E. for sample, trade enquiries invited.

SPECIAL OFFER. Ex. Admiralty L.T. TRANSFORMER. Normal mains input, output 4 v. 20 amps.

C.T. New and unused, these have become damaged, but are still usable, the damage being confined to broken fixing lugs, and/or broken bakelite terminal panels. Formerly sold at 30/-, now offered at 17/6 (post. etc., 2/6).

ROTARY POWER UNIT, Type 87. Ex-R.A.F. Input 24 v. Output 230 v.

65 mA., and 6.3 v. 2 amps. Fully filtered, smoothed, and noise suppressed.

Ideal for running radio on boats or other 24 v. D.C. source. BRAND NEW. ONLY 15/- (postage etc., 2/6).

Cash with order please, and print name and address clearly

U.E.I. CORPORATION

Radio Corner, 138 Gray's Inn Road, London, W.C.1. 'Phone: TERMINUS 7937

(Open until 1 p.m. Saturdays. We are 2 mins. from High Holborn (Chancery Lane Station) and 5 mins. by bus from King's Cross)

GEE RADIO

SELENIUM METAL RECTIFIERS (S.T.C. TYPE). Built to specification from milliamps to amps. H/W., F/B., or three-phase. All work fully guaranteed. Very good delivery. Your enquiries invited for large or small quantities.

RECTIFIERS, PENCIL TYPES, S.T.C. K/3 SERIES. 1 milliamp for H.T. and E.H.T. APPLICATION, EX-STOCK.

Volts.	Type	Price	Volts	Type	Price	Volts	Type	Price
248	K3/10	3/10	1000	K3/40	7/6	2550	K3/100	14/8
375	K3/15	4/5	1140	K3/45	8/2	3080	K3/120	16/8
500	K3/20	5/1	1260	K3/50	8/8	3600	K3/140	19/3
655	K3/25	5/8	1500	K3/60	9/8	4100	K3/160	21/6
755	K3/30	6/-	1780	K3/70	11/-	4660	K3/180	24/3
885	K3/35	6/10	2030	K3/80	12/4	5150	K3/200	26/-

RECTIFIERS FOR LT. APPLICATION—F.B. S.T.C. TYPE:
 12 v. D.C. at 1 amp., 6/6; 12 v. D.C. at 2 amp., 10/6, 9d. p.p.
 12 v. D.C. at 3 amp., 15/-, p.p. 1/-; 12 v. D.C. at 4 amp., 17/6; p.p. 1/3.
 12 v. D.C. at 6 amp., 25/-, p.p. 2/-; 12 v. D.C. at 10 amp., 40/-, 2/6 p.p.
 24 v. D.C. at 1 amp., 12/6; 24 v. D.C. at 2 amp., 21/-, p.p. 1/-; 24 v. D.C. at 4 amp., 30/-, p.p. 2/-; 24 v. D.C. at 6 amp., 35/-, p.p. 2/6.

VALVE TESTER, TYPE 4. 200/230 v. A.C. input. Ex-Govt., in good condition, with descriptive book containing circuit diagram of instrument and how to test valves from 1.4 v. to 40 v. With valve-holders for Brit., 4, 5, 7 pin and Octal, U.S., 5 and 7 pin, 1/Octal, side contact, large Brit., 4 and 9 pin. Acorn and diode. Housed in substantial wooden case. Price £7/19/6, carriage 10/- extra.

WESTON ALL-PURPOSE A.C./D.C. TEST METER, MODEL E.665. 1,000 ohms per volt. New and unused, complete with leads and batteries. £8 each only, p.p. 3/6.

WESTON BATTERY OSCILLATOR, MODEL E.692. TYPE 2. Also new and unused. Coverage 100 kc/s-26 Mc/s. Audio output approx. 400 c/s. Available at the ridiculously low price of only £5/19/6, p.p. 4/6. (Oscillator complete with instruction booklet).

42in. EXPONENTIAL HORNS. 1 1/2in. fitting. These horns have a 28in. square flare, weight approx. 25 lb., and measure 44in. from top to bottom. £2/19/6, carriage 7/6.

VITAVOX PRESSURE UNITS. Heavy duty, P.M. 20 watts. To fit the above horn. Brand new. £4/9/6, carriage 5/0.

ROTARY CONVERTERS. 12 v. D.C. input 230 v. A.C. output, at 100 watts. Brand new. £4/17/6. Ditto, 24 v., same price, carriage 7/6.

AN/APA-1 CATHODE RAY INDICATOR AMPLIFIER UNIT. Complete, comprising OF. 3BP1 C.R.T., 7-6SN7GT, 1-6H6, 1-6G6, 1-2X2, 1-6X5, valves. Bargain value, £4/19/6, plus 10/- carriage.

TUNING UNITS (EX-U.S.A.). Types available, T.U.5B., T.U.6B., T.U.9B., T.U.26B. Good condition, soiled cases, 19/6 each, p.p. 3/-.

AC/DC SUPPLY UNIT. (S.T.C. SELENIUM RECTIFIER). Complete with Mains Isolation transformer, fixed and housed in strong metal cabinet. 250 v. A.C. to 200-220 v. D.C. @ 3-4 amps. Ready to use for £6/10/0 only, carriage 10/-.

METERS

0-1 m/a., 2 1/2in. flush mounting round	p.p. 1/6	21/-
0-1 amp., R.F. 2in. F/Mounting round		5/9
0-5 amp. D.C., 2in. F/Mounting. Square		9/6
0-500 amp. A.C. 6in. Surface Mounting. Round		30/-
0-300 v. A.C. 5in. F/Mounting. Round		45/-

CAR RADIO TRANSFORMERS. 12 v. ex-Philco, 300 v. H.T. at 90 mA. Brand new and unused. Only 12/6, p.p. 2/-.

TRANSFORMERS PUSH-PULL OUTPUT (BY PARMEKO) 25 watts for 6L6 valves. To match 3, 8 and 15 ohms. New and unused. 29/6, p.p. 2/6.

R.1155 COMMUNICATION RECEIVERS. Individually tested and despatched in good working order. Cases slightly soiled. £8/19/6, carriage 10/-.

HOOVER 1/6th H.P. MOTORS, 400/440 v. Three-phase. Standard shaft, 1,425 r.p.m. Brand new in original maker's cartons. £3/10/-, carriage 5/-.

HALF MILE OF TWIN DON "8" TELEPHONE WIRE. Brand new, on wooden drums, £2/12/6 per drum, carriage 10/-, England only.

CAMERA CONTROL UNIT, TYPE 35. 24 v., 25/-, p.p. 2/6.

HIGH-VOLTAGE TRANSMITTING CONDENSERS. Hank Pot Type (25 pf. 8 kV) (400 pf. 9.6 kV.) (500 pf. 15 kV.) (600 pf. 9.6 kV.) (750 pf. 15 kV.). Any type, 3/6 each, p.p. 1/5-

CHROMIUM PLATED EXTENDIBLE AERIALS. Min. length 12in. Max. length 48in. Suitable for car radio aerials. 8/6 each, p.p. 9d.

CATHODE RAY TUBES. Type 3BP1, new and unused, with base and screen, 42/6, p.p. 2/-.

Type VCR138 (ECR35). With screen and base, in new and unused condition, 42/6, p.p. 2/-.

Type VCR97, ex-Equip., in good order, 20/-, p.p. 3/6.

Type CV 1526, 2 1/2in., 4 v. filament, 3,000 v. anode, complete with base and mu-metal screen, 20/-, p.p. 2/6.

PHOTO ELECTRIC MULTIPLIER CELLS. TYPE 931A. £2/10/-, p.p. 1/-.

Also 931A complete on chassis with multiplier network and two 832 valve-holders, etc., £3/10/-, p.p. 2/-.

POWER UNITS. Type 3, made for use with the R.1132A, this is a standard rack mounting job to match the receiver and is for 200/250 v. 50 cycle mains with output of 250 v. D.C., 100 mA. at 6.3 v. 4 amps. £3/10/-, carriage. Power unit for Wireless No. 11, 12 v. D.C. input, 230 v. D.C. output at 30 mA., fully smoothed, 19/6, 2/6 p.p. Power unit ex-No. 19 Trans-receiver, 12 v. D.C. input, 275 D.C. output at 100 mA., fully smoothed, 19/6, p.p. 4/-.

NO. 38 WALKIE-TALKIE TRANS-RECEIVER, in good condition (less external accessories), 35/-, p.p. 2/6.

SIEMENS HIGH SPEED RELAYS. Twin 1,000 ohm coils, perfect condition, 15/-, p.p. 6d.

2,000 OHMS H/R. EAR PIECES, 3/6 each, p.p. 9d.

MOVING COIL HEADPHONES. Brand new. 12/6 per pair, p.p. 1/-.

BATTERIES H.T./L.T. Heavy duty layer type. 150v. tapped at 87v. H.T. L.T. 4 1/2v. Perfect condition. Size 9 1/2in. x 4 1/2in. x 4 1/2in., p.p. 2/6.

15 LITTLE NEWPORT ST., LONDON, W.C.2.

GERard 6794/1453.

BC.453 COMMAND RECEIVERS, new, with dynamotor, £5/5/-.

RHEOSTATS. 12 v. 1A 2/6. 12 v. 5A 9/6.

MORSE KEYS. Bakelite fully enclosed, 3/6.

BENDIX SELSYN TRANSMITTER MOTORS, TYPE VIII.

A.C. 50 v. 50 cycle, 4in. x 3 1/2in. new. 27/6.

NEW FREQUENCY CRYSTALS. 9100 and 4500 kc., 10/6.

4860-4800-2400-594-561-560H559 Kc. 6/6. 1/2in. space pins.

SETS OF 6. CARBON TWIST DRILLS. 1/4in. to 1/2in. or 1 1/4in. to 3/8in. 3/6 set.

ARP12/VP23 Valves, new, 4 for £1, 5/6 each.

PLESSEY T.V. PRE-AMPLIFIER. London band. Valve 6F13. Complete, 25/6.

VALVES. Lists supplied.

CYLDON 5-CHANNEL PRE-TUNER. Gives 26 D.B. gain. Fit one of these to your T.V. for better pictures. I.F. Output 9.5-14 Mc/s., 15.5-22 Mc/s. With valves EF80, ECC81, 52/6. Less valves, 15/-.

NEW 0-100 MICRO-AMP. METERS. 4 1/2in. Round flush mounting. Made by Ernest Turners. £3/12/6.

MAINS TRANSFORMERS. Input 200/240 v. Output 350-0-350 or 250-0-250 volt 80 mA., and 4 and 6.3 v. 4, 4 and 5 v. 2 a. Price 21/6. Input 200/240 v. Output tapped 3, 4, 5, 6, 8, 9, 10, 12, 15, 18, 20, 24, 30 volts 2 amp., 21/6. Output 17-11-5 volts 5 amp., 22/6. Output 17-11-5 volts 1 1/2 amp., 16/6. 6.3 v. 2 1/2 a., 8/6. All with one year's guarantee.

D.P.D.T. RELAYS. Operate at 200/300 volts D.C. 8/6. We can supply any type of voltage and contacts at varying prices.

NEW SELENIUM RECTIFIERS. F.W. 12/6 volt 3 amps., 14/6; 4 amp., 22/6; 6 amp., 30/-; 1 amp., 8/6; 12 v. 100 mA. 3/-; 24 v. 2 amp., 30/-; H.W., 250 v. 100 mA., 9/-; 250 v. 275 mA., 17/6; 250 v. 60 mA., 6/6.

GERMANIUM or SILICON CRYSTAL DIODES, 3/9.

M/C MICROPHONES with matched Trans., 15/6.

FL5 FILTER UNITS, 8/6. Same as FL8 but less switch.

TR196 TRANSMITTER SECTION. New and complete but less valves. 4.6-6.8 Mc/s. Easily converted, 15/-.

With valves TT11, EL32, EF50, £2.

L.R. ARMY HEADPHONES, 9/6.

TIME DELAY RELAYS. We specialise in units giving varying time constants. Please send us your requirements or problems.

FISHING ROD AERIALS. Set 3—12ft., 7/6.

RUBBER MOUNTING BASES, 3/6.

P.O. VEEDER COUNTERS 0-9999, 24/50 volts D.C., 15/6.

All Carriage paid in the U.K. from Dept. W.W.

AR88LF in tip-top condition, £55.

U.S. ARMY FIELD TELEPHONES. TYPE EE8, £5/10/- each. Carriage extra on above items.

THE RADIO AND ELECTRICAL MART
 253B PORTOBELLO ROAD, LONDON, W.11.
 Phone: PARK 6026

PRATTS RADIO

1070 Harrow Road, London, N.W.10

(Nr. Scrubs Lane) Tel. LADbroke 1734



MODEL AC10E £10/7/6.

AMPLIFIERS
 College general-purpose units. MODEL AC10E, 4 valve, 10 watts. Neg. feedback, £10/7/6. MODEL AC15E, 6 valve, 14-16 watt P/P output. Feedback over 3 stages. £14/14/-. MODEL AC32E, 32 watt P/P output. Feedback over 3 stages, £19/15/-. MODEL D10E, for D.C./A.C. mains, 6 valve, P/P output. Feedback over 3 stages, £12/19/6. All are COMPLETE WITH CASES and chrome handles.

THEY HAVE A SEPARATE MICROPHONE STAGE and gram. inputs allowing MIXING of speech and music. Outputs match 3, 8, 15 ohm speakers. MODEL Q9C, 6-valve unit with Bass and Treble controls. P/P output of 9 watts. This amplifier incorporates a 3.8 to 230 ohms. Complete chassis, £14/14/-. Complete range of accessories available also tape recorders, amplifiers, etc. Stamp for list. All amplifiers ready for use and carriage paid. Terms available.

20 WATT AMPLIFIER FOR 50/-

20 WATT AMPLIFIER FOR 50/-. less valves. Front panel 19in. wide for rack mounting 19in. deep. This unit is divided into 2 sections, the top section containing the amplifier and consisting of output transformers, valve-holders, etc., tone control, volume control. Valve line-up 2 PX 25's, 6H14 and a U14. Contains also a 5in. 0-200 milliamp meter, complete with input and loudspeaker sockets. The bottom portion contains the power supply unit for 200-250 v. mains and consists of mains transformer 500-0-500, 120 milliamp 3-4 volt heater windings, smoothing choke, condensers, variable resistances, etc., also power output for providing H.T. and heater voltages for a pre-amplifier. Indicator light and on and off switch. Solid less valves, believed to be in working condition at our NEW PRICE OF £22/10/-, carriage 15/6. The weight of this amplifier is approximately 50 lb.

AERIAL COUPLING UNIT. Type G. Ref. ZA.0843. Containing large inductances, variable transmitter type condensers, 0-1 ma., M.C. meter 2in. dia., indicator light, etc., with controls brought out to front panel 15 x 11in. Contained in metal box 15 x 11 x 1 1/2in. deep with 2 1/2in. hinged lid, complete with circuit. In new condition, apart from external scratches to case. Price 27/6, carriage 6/6.

WIRE WOUND POTS. 10,000 ohms, 4in. dia., 2 1/2in. deep with wiper arm and 8in. spindle, new condition, dismantled from units, price 8/6, postage 2/-.

UNISELECTORS. Siemens miniature 3 banks of 10 contacts. 3 sets of wipers set at 120 degrees. Coll resistance 10 ohms. Stripped from new equipment. Price 27/6, postage 1/8.

ARTHUR T. SALLIS (W.W.),

13, North Road, Brighton, Sussex. Tel.: Brighton 25806

TINNED COPPER WIRE—All 4 oz. Reels.

16 S.W.G.	2/-
18 S.W.G.	2/6
20 S.W.G.	2/4
22 S.W.G.	2/6
24 S.W.G.	2/6
26 S.W.G.	2/10

ENAMELLED COPPER WIRE—All 4 oz. Reels.

S.W.G.	Price	S.W.G.	Price
16	1/11	30	3/1
18	2/1	32	3/3
20	2/3	34	3/5
22	2/5	36	3/7
24	2/7	38	3/11
26	2/9	40	4/2
28	2/11		

CHASSIS

Aluminium Unfilled with Reinforced Corners. Available in the following sizes:

6in. x 4in. x 2 1/2in.	4/6 ea.
8in. x 6in. x 2 1/2in.	6/3 ea.
10in. x 7in. x 2 1/2in.	7/3 ea.
12in. x 8in. x 2 1/2in.	8/3 ea.
14in. x 8in. x 2 1/2in.	9/8 ea.
16in. x 9in. x 2 1/2in.	12/- ea.

All are four sided—ideal for radio receivers—amplifiers—power packs, etc. SET OF VALVES. Ten VR91 (EF50) valves. Ex-Brand new units, 6/- each, 45/- set.

GRAMOPHONE MOTORS, etc. Collaro AC37 Gramophone motor suitable for 100/120 v. 200/250 v. A.C. variable speed, complete with 10in. E.M.I. type turntable felt covered. Price, 46/- each, plus 2/- post.

GOLDRING PICK-UP HEADS. Pick-up head type No. 112 (2,000 ohms), complete with lead. Price 17/6 each.

AMPLIFIER

THE "EKE" QUALITY 3 WATT AMPLIFIER



COMPARE THIS PRICE!

- This is not a kit of parts but a well-built unit—read this specification.
- 3 valves—6BSG, 6X5GT, 6V6GT.
- Components 100%, only recently manufactured condensers used.
- Strong chassis, sockets for all input and output leads.
- Output 3Ω secondary.
- Tone and volume controls.
- Input for crystal or Hi-Fi magnetic pickups.
- A.C. mains fully isolated.
- Negative feed back.
- Price 79/6. Packing & Post 2/6.

JUNCTION BOXES
Type 5X/2234 20 Way..... 1/6 ea.

PUSH BACK WIRE
Size 7/012. Available in colours: Blue, Green, Red 2 1/2 yd.

RECORDING TAPE, 1200 feet
Wound on a "Cydron" Reel 17/6 ea.
Needle Cups—for Gram.
Needles (Bakelite)..... 1d. ea.

"WHANDA" Wire and Cable Stripper
To strip cable of diameters 1/16, 1/8, 1/4, ideal for coaxial cable..... 5/- ea.

NYLON BRAIDED DRIVE CORD
25 yd. Reels..... 2/9 ea.

AMERICAN RELAY
45Ω Impedance with leads No. AZ0545..... 1/9 ea.

IRON LEADS
Black and white flat iron leads, bonded ends..... 1/3 ea.

POTENTIOMETER PANEL
4 Potentiometers on Panel.
50KΩ SPB; 750Ω W/W;
25KΩ Carbon; 5KΩ W/W.
All with long spindle, with leads of different colours terminating in an 11 pin plug surplus to leading T.V. Makers Production Run 7/6 ea.

ALPHA

SPECIAL PURPOSE VALVES

VR53..... 6/6	CV286..... 7/6
VR56..... 6/-	VR54..... 2/-
VR65A..... 3/6	VR57..... 8/-
VR92..... 2/-	VR66..... 3/9
VR116..... 4/-	VR105/30..... 9/-
VR137..... 6/3	VR119..... 4/-
VU64..... 8/6	VU52..... 8/-
VL5..... 6/9	VU111..... 3/6
5Z3..... 8/6	2A7..... 3/-
5Y6..... 5/6	
9004..... 5/6	
9004..... 5/6	
955..... 4/9	

SEND FOR FULL LIST

ION TRAPS

Type IT6 for Tubes with 35 mm. neck diameter..... 2/6 ea;

HEADPHONES—MICROPHONES, Etc.

EX-GOVERNMENT HEADPHONES BY S. G. BROWN, etc.

CLR Low resistance type 120 ohms..... 7/6 pr.
CHR High resistance type 4,000 ohms... 11/- pr.
DHR a super phone..... 13/6 pr.
American phones by Trimm Mfg. Co. of Chicago, U.S.A., 1,200 ohms, each earpiece..... 13/9 pr.
Headbands wide type..... 1/9 ea.
Throat microphones, American surplus. Complete with strap, lead and plug type T30B..... 4/- set
"Regent" Hand Microphone. Crystal insert, nickel chrome plated head, complete with lead and Jack plug, listed at 2 Gns. Our price..... 21/- ea.
Throat Microphones, type Za.21095. 2 units per box..... 1/8 per box
Acos Microphone insert type MIC/18... 3/9 ea.

MIDGET RADIO CABINETS

This well-known cabinet of which thousands have been sold is ideal for every constructor. Complete with chassis, dial, backplate, cord drive, pointer and dial drum. Price 27/6 each.

CHOKES

20H, 250Ω, 60 mA. Clamp construction..... 6/- ea.
10H, 200Ω, 90 mA. Clamp Construction..... 9/3 ea.
5E1, 250 mA., 200Ω. Fully shrouded..... 18/3 ea.

TRANSFORMERS FOR BATTERY CHARGERS

230 v. Input Tapped 6-12 v. 1 amp..... 13/6 ea.
230 v. Input Tapped 6-12 v. 3 amp..... 18/- ea.
(Both with tap on Primary for 2.5 v. Pilot Light)

LOUDSPEAKER CABINETS

This attractive walnut finished cabinet is available for 6in. or 8in. speaker units. Metal speaker fret, complete with back and rubber feet.
6in. type: Measures 8 1/2in. x 8 1/2in. x 4 1/2in. at base. Price 15/6 each.
8in. type: Measures 10 1/2in. x 10 1/2in. x 5in. at base. Price 19/6 each.

WIRE WOUND RESISTORS
Available in the following values:—
25Ω, 50Ω, 100Ω, 150Ω, 200Ω, 250Ω, 300Ω, 500Ω, 1000Ω, 1500Ω, 2000Ω, 2500Ω, 3500Ω, 5000Ω, 6800Ω, 10,000Ω
Tolerance + - 10%.
Ratings 5 watt, 1 1/2 each. 10 watt 1 1/3 each. 35 watt 1/9 each.

FILAMENT TRANSFORMER
Primary 200/250 v. Secondary 6.3 volt 1.5 amps, tapped at 4V. and 2V. 7/6 ea.
MALLORY 1mf. 600V CONDENSERS. 1/- each.

VENTOIDE OUTPUT TRANSFORMER.
2/9 each.

MAINS DROPPERS
Dubblier type HY 71228 1350Ω with 5 taps 2/6 each.
945Ω Dropper with 5 taps 2/6 each.
Vibrator Clips 4d. each.
Nitrogen Condensers, 12 mfd. 350 v. D.C., 5/- each.
Etched Foil Electrolytic Condenser, 100 mfd. 450 v. 4/- each.
Rothermel Pillow Loudspeaker, listed 43/- Complete with full instructions. Our Price 17/6.
Ex Govt. Hand Microphones. Bakelite case, switch in handle, complete with lead. 7/6 each.
Crystal Diodes. Wire ends. Two for 2/1
Three Piece Screening Cans. (Octal type). 6d. each.
Octal Plug and Socket. 1/- each.
Wavechange Switch. For T.R.F. receivers, long spindle. 1/- each.
Condenser. Paper type 2 mfd. 250 v. 9d. each.

LOUDSPEAKER UNITS

PLESSEY 3in. Round type for personal portables 2 to 3 ohm 12/9
ELAC 4in. Square type 4/02, 2 to 3 ohm..... 13/9
PLESSEY 5in. Latest type..... 13/6
GOODMAN'S 6in. Round type 15/11
LECTRONA 6in., With transformer..... 18/-
ELAC 6in. Type 6/18, 2 to 3 ohm..... 15/6
TRUVOX 6in. Water type, 1 1/2in. deep, 2 to 3 ohm..... 20/-
R. & A. 8in. Lightweight, 2 to 3 ohm..... 16/11
LECTRONA 8in. PM 2 to 3 ohms..... 16/6
THE LATEST ELAC 4in. x 7in. ELIPTICAL UNIT 19/10 each.
ELAC 10in. Units 2 to 3 ohms 22/6
PLESSEY 10in. Lightweight..... 19/6
TRUVOX BX11 12in. Lightweight 49/6
ROLA 5" unit with output transformer..... 18/- ea.
R. & A. 10" unit..... 21/6 ea.

PENCIL RECTIFIERS

K3/25, 5/8; K3/40, 7/6; K3/45, 8/2; K3/50, 8/8; K3/60, 9/8; K3/100, 14/8.

SENERCEL RECTIFIERS

RM1, 3/9 ea.; RM2, 4/2 ea.; RM3, 5/- ea.; RM4, 16/- ea.

METAL RECTIFIERS

12 v. 1/2 amp., 1/6 ea.; 12 v. 1 amp. 4/6 ea.; 2 v. 1 amp. 3/- ea.; 250 v. 45 mA., 6/3 ea.; 250 v. 75 mA., 7/8 ea.; 300 v. 60 mA., 7/6 ea.

FULL WAVE TYPES

12 v. 1 amp., 4/9 ea.; 12 v. 2 amp. 8/- ea.; 12 v. 3 amp., 13/- ea.; 12 v. 5 amp., 18/- ea.

SPECIAL OFFER
Co-axial Cable

Best quality grade "A" cable solid 1/022 70 ohms, 7 1/2 yd. Best quality Grade "A" cable stranded 7/0078, 8 1/2 yd. Best quality Grade "A" cable air spaced 1/036, 1/- yd.

CONTROL KNOBS IN MODERN STYLING

Tastefully and clearly engraved in gold. Size A. Diameter 1 1/2in. Depth 1/2in. Size B. Diameter 1 1/4in. Depth 1/2in. These Mouldings are available in two colours: Walnut and Ivory. They are suitable for use with 1/4in. spindles, and are simply and firmly held by means of a grub screw and locking nut.

Prices:
Type "A" —1/6 each.
Type "B" —1/2 each.
Plain Knobs can be supplied in either size or colour: Price 1/- each and 8d. each respectively. Inscriptions available:—
RADIO: "Volume," "Vol/On-Off," "Wave-change," "Tuning," "S.M.L. Gram.," "Radio-Gram.," "Tone," "On-Off," TELEVISION: "Contrast," "Brilliance," "Brilliance/On-Off," "Focus," "Brightness," AMPLIFIER: "Trebble," "Bass," (plus any of those shown above).
TAPE RECORDER: "Record-Play."

ANOTHER LARGE PURCHASE OF COMPACT TELEVISION AERIALS BY ANTIFERENCE LTD.

Supplied complete with universal mounting and backplate in neutral brown finish. Overall length 5ft. 6in. Packed in carton 3ft. 4in. long. Complete with full instructions. Cat. No. CD4. Original price 50/-. Our price..... 12/6
Post etc. 2/6.

FUSES

1, 1 1/2, 2, 3, 5 amp. 1 1/2in. Standard Cartridge Fuses 3d. ea.
Panel Mounting Press Switch 1/3 ea.

"SATCHEL" THERMOSTAT

Complete with mounting bracket and including 2 space heating units 230 v. 230 w. 35/- set

CARRYING CASE

Suitable for use as a projector or recording case, size 16in. x 9 1/2in. x 13in. Internal dimensions: 14in. long, 11 1/2in. deep, 8 1/2in. front H.T. 8 1/2in. rear H.T. With a black rexine finish. Weight 8 1/2 lb. 13/6 ea.
Post and packing 2/6.

TERMS: Cash with order or C.O.D. Postage and Packing charges extra, as follows: Orders value 10/- add 9d.; 20/- add 1/-; 40/- add 1/6; £5 add 2/- unless otherwise stated. Minimum C.O.D. fee and postage 2/3.

MAIL ORDER ONLY

WHEN ORDERING PLEASE QUOTE "DEPT. W.W."

ALPHA RADIO SUPPLY CO.

5/6 VINCES CHAMBERS, VICTORIA SQUARE, LEEDS 1.

**BENSON'S
BETTER
ARGAINS**

BRAND NEW. ORIGINAL CARTONS. R.F. UNITS. TYPES 26 or 27, 27/6, 24, 15/- (Postage 2/0).

METERS. New, boxed, M.C. 2 1/2 in. Fl. rd., 100 microamps, 35/-; 350-700 v. (1 mA. F.S.D. only), 20/-; 15/0/15 v., 10/6; 10/0/10 mA. Proj., 10/6; Electrostatic 1,500 v. Proj., 20/-; 10 mA., 78/- doz. 130 v. (1 mA. F.S.D.), Rec., 15/6; 10 mA., 20 mA., 100 mA., 200 mA., 300 mA., M.I. 15 v., 20 a. Proj. T.O. 1 a. M.C. 30 a. All at 5/- each. 2in. sq. M.C. 5 mA., 100 mA. T.O. 3 a. at 7/- each. 2in. Rd. Proj. M.C. 30 mA., 7/-; 2in. sq. 0.20 v. M.C. 8/6. R1155, slow motion drives, 7/6; I.F. Filter, 2/6. Coilpacks, new, 12/6. Used, 9/6. **CONDENSERS.** Variable min. spindle, 15, 26, 50, 75 pfs., 1/3. **DYNAMOTORS.** soiled cases, D.C. (approx. 250 v. 80 mA., at 6 v.), 8/6. Filters for these, 2/6. **WAVE-METERS,** new. 3/1 YR92, 3/1 YR136, 1/4/5, 140/250 Mc/s. (less meter), 30/-; I.F.T.'s, new, canned 7/6; 140 Mc/s. (R1355), or 10/13 Mc/s., 1/6. Record Players, new (famous maker), 33/4 or 78 r.p.m., Xtal P.U., 79/6. **POWER UNIT** 265. 230 v. 50 c. input. Outputs D.C. 2 kV., 5 mA., 350 v. 150 mA. A.C. 6.3 v. 15 a., 3 valves. New, 75/-; carr. paid inland. **TRANSFORMERS,** new, std. mains input: 350-0-350 v. 120 mA., 6.3 v. 4 a., 4 v. 2 a., 16/-; similar, 80 mA., 11/6. 250-0-250 v. 70 mA., tapped 200 v., 6.3 v. 3 a. 4 v. 2 a., 10/6; 600 v. H.W., 6.3 v. 3 a., 4 v. 2 a., 10/6; 230 v. to 6.3 v. 5 a. and 10 a., 15/-; 2 kV. 5 mA., 2 v. 2 a., 25/-; 350-0-350 v. 150 mA., 5 v. 3 a., 25/-; 55 v. 30 mA. (twice), 6.3 v. 3.2 a., 9/-; 220-0-220 v. 33 mA., 7.1 v. 8 a., 8.4 v. 10 a., 5 v. 3 a. each C.T., 15/6; 740-0-740 v. 165 mA., 470-0-470 v. 220 mA., 4 v. 8 a., C.T. (twice), 40/- (carr. 5/-). Postage 2/- each.

METER MULTIPLIERS, 3 X 200 k. w/w bobbins, in case, 3 kVw., 7/6; 15 k. bobbin, 2/6. **POTENTIOMETERS,** carbon, 10/6 doz., asstd. (our selection). 25 k. 4 w. w/w, 2/6. **RESISTANCE STRIPS,** 800 u. 3 x 2 taps, 1/6. **METAL RECTIFIERS,** W.hse. B33, 10/6. **STC** H67-34-1E, 22/6; 600 v. 30 mA., 6/-; 270 v. 80 mA., 6/-.

SPECIAL PURPOSE VALVES: CV172, 10/6; 6F17, 6/6, 8/6; YR91, 6A6G, 4/- Many others.

List and enquiries, S.A.E. please!

Terms: Cash with order. Postage extra.

Immediate despatch.

Callers and Post

W. A. BENSON (WW),
308 Rathbone Rd.,
Liverpool 13, ST0 1804

Callers only

SUPERADIO (Wchapel)
LTD., 116 Whitechapel,
Liverpool 1. ROY 1130.

20

CIRCUITS
for 216 only

Enlarged again!

Our Super-Handbook, "The Home Constructor" with its supplements (68 pages altogether) now incorporates:—

- ★ 20 CIRCUITS—Superhets, T.R.F. Sets, Amplifiers, Feeder Units, Test Equipment, etc.
- ★ SUPERHETS—Full constructional details, supra-simplified layout and point-to-point wiring diagrams for building a variety of superhets.
- ★ COIL PACK—Full constructional details for building a superhet coil pack.
- ★ CAR RADIO—Full constructional details.
- ★ RADIO GEN.—Pages of information, Resistance Colour Code, Formulae, and "know-how."
- ★ RADIO CONTROL—Supplement with theoreticals and general information.
- ★ RADIOGRAM Supplement.
- ★ CATALOGUE—Profusely illustrated catalogue and price list of components.
- ★ INFORMATION LETTERS—The latest issues of our popular Information Letters enclosed with each handbook.

**YOU CAN'T GET BETTER VALUE!
IT'S TOPS!**

"The most helpful book in the Trade."
SEND FOR A COPY TODAY

SUPACOILS
(DEPT. W.11)
21, Markhouse Road, London, E.17

H. FRANKS

58 NEW OXFORD STREET
LONDON, W.C.1.
PHONE: MUSEUM 9594

One minute from Tottenham Court Road Stn.
VALVE VOLTMETERS. Triple range. 50/200/500 volts, input voltage, 80 v. 400/2000 cys.—115 v. 400/2000 cys.—110 v. 60 cys.—180 v. 500 cys.—230 v. 50 cys.—230 v. 400 cys., fitted in instrument case, 14 x 8 1/2 x 9 in. £5/10/- each.

S.T.C. METAL RECTIFIER SETS, input 200/250 v. A.C. 50 cys. Output 220 v. D.C. 1 1/2 amps. Cont. rating. Type 10D/1786, housed in metal cabinet, 22 x 13 x 11 in., £15

ELLIOTT MAGNETIC RELAYS, TYPE H, Coil res. + - -100 ohms. Operating current, low contact 238 microamps, high contact, 378 microamps, totally enclosed in metal case, 9 in. x 4 1/2 in. x 4 in., £4 each.

P.O. COUNTERS. Four digit, 3 ohm. coil, 10/- each. Ditto 400 ohm coil, 12/8 each.

RECTIFIER UNITS, type 58, input 200/250 v. A.C. 50 cys., output 20/24 volts D.C. 3 amps. smoothed, continuous tropical rating, fitted in metal case 12 x 20 x 8 in., £5/7/6 each.

WESTINGHOUSE RECTIFIER SETS. Sycje 228 G.P.O. Input 200/250 volts A.C. 50 cycles, output 50 volts D.C., 1 1/2 amps. £4 each.

DOUBLE-WOUND STEP-DOWN TRANSFORMERS. Input 200/250 v. A.C. 50 cys. Output 100/110 v. A.C. 750 watts. Fitted in metal cases. 8 1/2 x 7 1/2 x 7 1/2 in. With carrying handle. New. £7/2/6.

"STANCOR," U.S.A. 2.5 K.V.A. 50/60 cycle auto-transformers. Input 115/250 v. Output 110 v. Completely shrouded. £11 each.

CLOCKWORK-DRIVEN PROCESS TIMERS. variable 5 to 30 mins. Fitted 15 amp. Contacts, totally enclosed, crackle finish, 17/6 each.

Mailing Lists. Price 6d. each.

**Television · Radio · Record
CABINETS MADE TO ORDER**

ANY SIZE OR FINISH

CALL OR SEND DRAWINGS FOR QUOTATION

B. KOSKIE (DEPT. E.)

72-76 Leather Lane, Holborn, E.C.1


Phone: CHAncery 6791/2

"THE METEOR III"

A.C. MAINS

COMPLETE KIT 95/-
Plus 2/6 post & pkg.

Only screwdriver, pliers and soldering iron required to make this attractive 3 valve all mains set (2 wavebands).



COMPLETE PARTS INCLUDING VALVES, READY TO USE CHASSIS, MOULDED CABINET, BROWN OR IVORY.

SEND NOW FOR EASY POINT-TO-POINT WIRING DIAGRAM, FULL INSTRUCTIONS, PARTS LIST, ETC 1/- POST FREE

AC/DC VERSION.....97/6

MONEY BACK GUARANTEE.

NORMAN H. FIELD (Dept. M), 68 HURST ST., B'HAM, 5

**TRANSFORMERS
COILS LARGE OR SMALL QUANTITIES
CHOKES TRADE ENQUIRIES WELCOMED**

SPECIALISTS IN

FINE WIRE WINDINGS

MINIATURE TRANSFORMERS, PICK-UP, CLOCK AND INSTRUMENT COILS, ETC. VACUUM IMPREGNATION TO APPROVED STANDARDS

ELECTRO-WINDS LTD.

CONTRACTORS TO G.P.O., M.O.S., L.E.B., ETC.

123-5-7 PARCHMORE ROAD, THORNTON HEATH, SURREY LIVINGSTONE 2261 EST. 1933

LYONS RADIO Ltd.

TEST SETS TYPE 102. Mains operated, emitting 25 and 50 cps. synchronising pulses. Amplitude calibrated from 0.2 to 3.4 watts for output lamp. Provision is made for comparison of outputs by means of photometer type comparator. Housed in smart metal instrument cases 11 x 10 x 9 in. and fitted with A.C. mains 50 cps. power pack using transformer Pri-200/250 v. Sec. 6.3 v., 12 v. and 300 v., 1/2 wave selenium rectifier, double triode valve CV18, 6J5, 1 spare lamp, etc. In good condition with circuit diagram. PRICE 32/6, carriage 4/6.

A.C. METERS. Switchboard mounting, M.I. types. 0/30 AMPS., flush panel mtg., 5 1/2 in. dia. PRICE 25/-. 0/15 AMPS., projection pattern, 4 in. dia. PRICE 25/-.
VOLTMETERS. Calibrated 90-170 v. flush panel mtg., 5 1/2 in. dia. PRICE 17/6.
THERMOMETERS. Consists of a circular glass fronted dial 2 in. dia. with metal temperature detection stem protruding 5 in. at right angles from back of dial. The temperature is clearly calibrated on the face of the dial from -70°C. to +50°C. and is indicated by a rotating pointer. PRICE 10/6, post 8d.
L.T. TRANSFORMERS. Primary 200/250 v. 60 cps. SECONDARY: 3, 4, 5, 6, 8, 9, 10, 12, 15, 18, 20, 24 or 30 v. at 2 amps. Excellent for accumulator charging, model railways, experimental work etc. Brand new and guaranteed, all connections clearly marked. PRICE 18/6, post 1/6.

3 GOLDHAWK ROAD, (Dept. M.W.) SHEPHERD'S BUSH, LONDON, W.12

Telephone: Shepherd's Bush 1729

Best Buy at Britain's

MODULATOR TYPE 67. This unit is a pulse modulator with pulse width of 1, 2 and 5 microseconds. The pulse amplitude is also variable. It is a particularly useful instrument as it contains a heavy duty power pack suitable for 230 volt 50 cps. mains supply. The mains transformer outputs are 6.3 volts twice, 5 volts for the rectifier and the H.T. winding is 345-0-345 volts. Also included are 5 SP61, one VR116, 2 EB34, and 3 EA50. Size of case 18 x 9 x 7 inches. These units are brand new in original packing cases. Price 67/6 plus 7/6 carriage.

POWER PACK TYPE 301. This was the mains power pack used for the complete TR.1196 contained in a neat black case size 8 1/2 in. x 4 1/2 in. x 6 1/2 in. high. For 200/250 volts A.C. 50 cps. Output 250-0-250 v. 6.3 at 2.8 amps. 6.3 v. at 6 amps. for 6X5G rectifier. 31 volts at 3 amps. supplies metal rectifier for bias. The transformer is a massive job. Price only 27/6 plus 2/6 post. Should be O.K. for R.1155, etc.

METER BARGAINS, ALL BRAND NEW	
15 v. (50 -) mov. Iron 2 1/2 in. pnl. mtg.	8/6
20 volt moving coil 2 in. sq. pnl. mtg.	7/6
3,500 volts moving coil 3 1/2 in. projection 10/-	
150 milli-amp. 2 in. sq. pnl. mtg.	7/6
5 milli-amp. moving coil 2 in. sq. pnl. mtg.	7/6
20 amp. moving coil 2 1/2 in. dia.	7/6
1 mA. 2 1/2 in. barrel flush pnl. mtg.	22/6
1 milli-amp. 2 1/2 in. barrel desk type	25/-
100 micro-amps. 2 1/2 in. barrel pnl. mtg. scaled 0-1,500 in 15 clear divisions.	
Only	42/6
500mA. Thermo Couple 2 in. sq. pnl. mtg.	5/-

METER RECTIFIERS. 1 mA. Salford instruments 8/9. 5mA. Salford Instruments, 6/9. 2mA. S.T.C. as used in E.M.I. Output Meter, 5/6. All are full wave bridge and brand new.

METAL RECTIFIERS. Heavy duty Selenium 10 1/2 in. long with 3 1/2 in. square plates. Two are required for a full wave bridge giving 48 volts at 10 amps. Brand new and ridiculously cheap at only 57/6 per pair plus 2/6 post. R.M.4 250 volts 250-mA. Only 12/6. R.M.2, 4/3 each or 2 for 8/-. Selenium 300 volts 100 mA. Brand new, ex-W.D., 6/9 each.

X'TALS	
465 kc/s S.T.C. 1/2 in. pins suitable for crystal gates, IF checking, etc. Brand new, boxed, 10/- each.	
200 kc/s American G.E.C. 1/2 in. pins suitable for crystal callibrators, etc. Brand new, boxed, 10/- each.	

6 VOLT H.R.O. VIBRATOR PACK. Gives 165 volts at 80 mA. smoothed D.C. Uses Mallory Vibrator 6X5G, heavy duty smoothing choke, etc. In black crackle cabinet size 7 in. x 7 in. x 6 in. Brand new, only 29/6.

POWER UNIT TYPE 285. A.C. mains input 230 v. 50 cps. Outputs E.H.T. 2 kV. @ 5 mA., H.T. 450 volts @ 200 mA., L.T. 6.3 v. @ 17 amps., fully smoothed, 2 chokes, paper condensers, etc., complete with valves 5U4G, VU 120 and EF 50. This was the ground power unit for the "Gee" equipment and should be very useful for T.V., etc. A REAL BARGAIN AT ONLY 69/6.

TRANSFORMER BARGAINS. Brand new ex-manufacturer's surplus drop through. Primary 200/250 volts 50 cps. Secondary 310-0-310 v. 70 mA., 6.3 or 3.3 v. @ 2 a. Can be used with either 4 v. or 6 v. rectifier. Only 9/6 plus 1/6 post. A similar type transformer 325-0-325 100 mA., 6.3 v. 4 a., etc., can be supplied to callers only at 14/6.

Filament transformers, standard tapped primary, 12 v. 1 1/2 a. and 4 v. 1 1/2 a. secondary. Only 7/6.

GRAYSHAW INSTRUMENTS
We are London stockists of these fine instruments which represent superlative value. We can thoroughly recommend these and have no hesitation in stating that they compare very favourably with much more expensive equipment.
Now available—**SIGNAL GENERATOR** SG50 covering 100 Kc/s to 80 Mc/s on **FUNDAMENTALS** in 6 bands. Priced at 67/19/6, its handsome appearance does not belie its excellent performance.
RESISTANCE CAPACITY BRIDGES priced at 66/19/6. An accurate and compact companion Instrument also available.

COMMUNICATIONS RECEIVER ADMIRALTY TYPE B.28 (MARCONI CR.100). Valve line up 2 RF, F.C. separate local Osc., 3 I.F.'s, 2nd Det., Output, B.F.O., and rectifier. Self contained power supply 200/250 volts A.C. 50 cps. Variable Selectivity (crystal filter), 6,000, 3,000, 1,200, 300 and 100 cycles. Frequency coverage 60 kc/s to 30 Mc/s in six ranges, continuous except for gap between 420 to 500 kc/s. Size 16 in. x 13 1/2 in. x 12 in. Weight 82lb. The set for the serious operator. Thoroughly overhauled and in good condition, complete with new valves and air tested prior to despatch. A real bargain at only 627/10/- plus 61 carriage.

RECEIVER 25/7 (TR.1196). This is a six-valve superhet receiver with 465 kc/s I.F.s. Complete with all valves—2 EF39, 1 EK32, 2 EF36, 1 EB333. In good condition with full conversion data. Price 27/6 plus 2/6 carriage.

COMMUNICATIONS RECEIVER TYPE R.1155. For world-wide reception. We ARE ONCE AGAIN ABLE TO OFFER THESE FINE RECEIVERS—ABSOLUTELY BRAND NEW IN ORIGINAL TRANSIT CASE AT 611/19/6 plus 10/6 carriage. This delivery is in really fine condition. If you are contemplating the purchase of one of these receivers in the near future, we advise you not to delay in order to secure a really "MINT" receiver.

SLIGHTLY USED MODELS STILL AVAILABLE. Price 67/19/6 plus 10/6 carriage. All receivers gladly demonstrated to callers and air tested prior to despatch. Send 1/3 for full details and circuit, which is supplied free with each receiver.

A.C. MAINS POWER PACK OUTPUT STAGE. Enable the R.1155 set to be used to operate speaker from 200/250 volts A.C. without ANY MODIFICATION WHATSOEVER. All our power packs have heavy duty transformers, are complete with leads and Jones plugs and are guaranteed for 6 months. Type A. In smart black metal case, size 8 1/2 in. x 4 1/2 in. x 6 1/2 in., less speaker, price 44/10/- plus 3/6 carriage.

Type B. With built in 5 in. speaker in black metal case size 13 1/2 in. x 5 1/2 in. x 7 1/2 in. Price 65/5/- plus 3/6 carriage.


Type C. With an 8 in. speaker in specially designed beautiful black crackle cabinet speaker to match receiver, size 11 1/2 in. x 10 1/2 in. x 6 in. A de Luxe job. Price 66/10/- plus 3/6 carriage.

NOTE: 10/- REDUCTION WHEN PURCHASING ANY OF THE ABOVE POWER PACKS WITH RECEIVER.

TRANSMITTER TYPE 12. Frequency coverage 1.2 to 17.5 Mc/s in four bands. M.O., Buffer, P.A., 2 stage Modulator, built in stabilised A.C. mains power pack, P.A. Anode current meter M.C.W., C.W., and R.T. operation. Can be crystal controlled. Super "Table Topper" size 24 in. x 12 1/2 in. x 17 1/2 in. weight 134lb. Complete with all valves ready for operation. In first-class condition and tested before despatch, with circuit and full instructions. Only 616/16/- plus 14/- carriage. Can be demonstrated to callers.

ROTARY POWER UNIT TYPE 104. Input 12 v., Output 230 volt 60 mA. and 6.3 v. at 2.5 amp. Fully filtered and smoothed and noise suppressed. Ideal for car radio, etc. Only 15/- each.

HEAVY DUTY SLIDING RESISTORS. 2.5 watts rated to carry 25 amps., resistance 0.4 ohms, suitable for physics labs, charging board, etc. Laboratory type with worm drive, on metal stand, size 9 in. x 4 in. x 6 in. high. Price 7/6 each. BRAND NEW.



INDICATOR TYPE 182A
Indicator contains 3 EF50, 1 5U4G, 4 SP61 and a 6 1/2 in. C.R.T. Type VCR 517, complete with Mu Metal-screen, 9 wire wound pots, with large assortment of resistors and condensers. Can be converted to Oscilloscope (as described in "Radio Constructor"). Circuit supplied. Tubes have no "Cut Off" and can be demonstrated to callers. BRAND NEW (less relays). In original transit case, 67/6 plus 7/6 carriage.

INDICATOR UNIT TYPE 95. Exactly the same as the 62 indicator unit but is 50 cycle version. Double decker chassis, containing loads of components, 16 SP61, 2 EB34, 4 EA50, etc., etc. Brand new condition (less VCR97). Only 45/- plus 7/6 carriage.

U.S.A. DYNAMOTOR
12 volts D.C. Input, 250 volts 60 mA. output, weight 2 1/2 lb., size 4 1/2 in. x 3 in. diameter. Ideal for car radio, mobile amplifiers, small transmitters, etc. All tested prior to despatch. Only 22/6 post paid.

45 Mc/s PYE STRIP. Vision unit for London frequency complete with 6 EF50 and EA50. Circuit provided. Ex-brand new units. Price 63/10/-.

E.H.T. TRANSFORMER. For VCR97, etc. Mains input, output 2,500 volts, 4 volts at 2 amps. and 2-0-2 volts at 2 amps. Fully guaranteed at 35/- plus 1/- post.

NITROGOL CONDENSERS. With ceramic insulating terminals. 8 mfd. 2 kV. wkg size 5 in. x 3 1/2 in. x 4 1/2 in. at 12/6 each. 4 mfd. 2 kV wkg. size 3 1/2 in. x 2 1/2 in. x 4 1/2 in. at 7/6 each. 4 mfd. 1.25 kV. wkg. size 3 1/2 in. x 2 1/2 in. x 4 1/2 in. at 5/6 each.

BLOCK CONDENSERS. 40 mfd. 450 v. wkg. metal cased, paper insulation, size 4 1/2 x 5 1/2 x 4 1/2 in. Weight 5 1/2 lbs. For power factor correction, etc. Brand New Price 15/- plus 2/- post. 8 mfd. 600 v. D.C. wkg. at 71° C. size 4 x 2 x 4 1/2 in. high. Very suitable for all good quality amplifiers, etc. Brand new Price 5/- each.

U.S.A. BLOWER MOTOR for 105 volts A.C. operation. Outlet 2 1/2 in. diameter, extremely powerful. Snip for only 22/6 plus 2/- post.

CABLE. Heavy duty twin polythene weather-proof, suitable for extension mains, lead, etc. SPECIAL CLEARANCE OFFER, 39/6 per 100 yd. coil, plus 3/6 carriage. S.A.E. for sample.

3 CENTIMETRE TEST SET. Type 205A. In brand new condition. 617/10/-.

R.1355 RECEIVER. Complete with all valves. Good condition. SUPER BARGAIN AT ONLY 22/6 plus 7/6 carriage.

RACKS. 6ft. "U" channel P.O. type for 19 in. panels, heavy angle base. Price 79/6, plus carriage at cost.

BARGAINS, BARGAINS, BARGAINS, HUGE STOCKS OF COMPONENTS, RECEIVERS, VALVES, AT SPECIAL REDUCED PRICES FOR CALLERS.

CHARLES BRITAIN (Radio) Ltd.

11 UPPER SAINT MARTIN'S LANE
LONDON, W.C.2. Temple Bar 0545
One Minute from Leicester Square Station (up Cranbourn Street)
Shop Hours: 9-6 p.m. (9-1 p.m. Thursday) Open all day Saturday



**FOR EXPORT and to H.M. GOVT.
CONTRACTORS ONLY**

AVAILABLE FOR IMMEDIATE DELIVERY

RADAR

EARLY WARNING RADAR (mobile on trailers)—LORAN & GEE RADAR.
NIGHT-FIGHTER RADAR — REBECCA EQUIPMENT.

RADIO TRANSMITTERS

R.C.A. ET-4336—(2-20 Mc/s 350 watt).
HALLICRAFTER BC-610 (2-20 Mc/s, 350 watt). (New.)
WESTINGHOUSE GO-9 (300-18,100 Kc/s—CW and MCW only).
TECHRAD Model T-350XM (2-20 Mc/s, 350 watt). (New.)
R.C.A. 5 kW Transmitters. (New.)
Large quantities of spares for above.

TEST EQUIPMENT

PULSE GENERATORS (Model 79-B—current production by Measurements Corporation).

MODEL 79-B generates pulses of continuously variable width and repetition rate (RR 60-100,000 pps., pulse width variable from 0.5-40 microsec.).

The instrument may be used for checking the response of video and r.f. amplifiers and investigation of peak measuring equipment. It will also simulate ignition and other types of interference for radio noise elimination research.

MICROWAVE FREQUENCY METERS (Model 105SM—Lavoie Laboratories). Frequency Range 375-725 Mc/s. Self-contained, battery operated, high precision instruments.
BC-221 Frequency Meters, TS-10A/APN, and a large range of TS instruments.

VALVES, MAGNETRONS & KLYSTRONS. (Surplus—guaranteed also Current production.)

AIRCRAFT ELECTRICAL EQUIPMENT AND ACCESSORIES

All our equipment is either new or rebuilt to original specification, including latest modifications.

All Airborne equipment can be released in our works to A.I.D. and/or A.R.B. Standard.

High Precision Electronic Development and Production Contracts undertaken.

BRITISH SAROZAL LTD.

1-3, Marylebone Passage, Margaret Street, W.1.

Telephone: LAngham 9351 (3 lines).

Cables: Sarozal, London. Telegrams: Sarozal, Wesdo, London.

MICROWAVE AND ELECTRONIC ENGINEERS

A real opportunity to participate in long term development of broad band centimetric radar systems and test equipment at our well equipped laboratories. Senior and junior positions to be filled at once. Applications treated as strictly confidential. Advertisers staff have been advised of this announcement. Interested engineers should apply in first instance, stating qualifications and experience to Box No. 7957, c/o "Wireless World."

THE
**BRITISH NATIONAL
RADIO SCHOOL**

ESTD. 1940

NOW IN OUR FIFTEENTH YEAR
AND STILL

**NO B.N.R.S. STUDENT
HAS EVER FAILED**

to pass his examination(s) after completing
our appropriate study course.

**FREE TRIAL LESSON, QUESTION
and MODEL ANSWERS**

—Radio, Telecoms., Maths.

and our **NEW BASIC TELEVISION.**

State subject and grade of any special interest.

A.M.Brit.I.R.E. and CITY and GUILDS Radio and
Telecommunications Exams., etc. etc.

PRINCIPAL, M.I.E.E., M.Brit.I.R.E.
BRITISH NATIONAL RADIO SCHOOL

2, CANYNGE ROAD, CLIFTON, BRISTOL, 8

Tel. BRISTOL 34755

*start a
new life in
New Zealand*

The Royal New Zealand Air Force has a limited number of vacancies for skilled radio mechanics and other good craftsmen. Free passages to New Zealand and excellent conditions of service.

Write for full information to Department WW, Royal New Zealand Air Force Headquarters, Adelphi Building, John Adam Street, London, W.C.2 or telephone TRAfalgar 8030.

Wireless World Classified Advertisements

Rate 7/- for 2 lines or less and 3/6 for every additional line or part thereof, average lines 6 words. Box Numbers 2 words plus 1/-. (Address replies: Box 0000 c/o "Wireless World" Dorset House, Stamford St., London, S.E.1.) Trade discount details available on application. Press Day: December 1954 issue, Tuesday, November 2nd. No responsibility accepted for errors.

WARNING

Readers are warned that Government surplus components and valves which may be offered for sale through our columns carry no manufacturer's guarantee: Many of these items will have been designed for special purposes making them unsuitable for civilian use, or may have deteriorated as a result of the conditions under which they have been stored. We cannot undertake to deal with any complaints regarding any such items purchased.

NEW RECEIVERS AND AMPLIFIERS

C.J.R. ELECTRICAL & ELECTRONIC DEVELOPMENT, Ltd., Bickford Rd., Witton, Birmingham, 6 (Eas. 0435), the Midlands specialist manufacturers of high fidelity sound reproduction equipment for the world-famous Williamson amplifier and associated accessories, including tone control stages, loudspeaker crossover units, distortionless contrast expanders and radio feeders; send for details and prices. [0105]

R.C.A. speech amplifiers, type MI-11220, immediately available in quantity.
M.C.E.L.R.O.Y - ADAMS MANUFACTURING GROUP, Ltd., 46, Greyhound Rd., London, W.6. [0195]

SHIRLEY LABORATORIES, Ltd., 125, Tarring Road, Worthing, Sussex, announce the superb "Jupiter" amplifier with pre-amplifier incorporated, 15 watts output, response 15 c/s to 60,000 c/s; bass lift 18 db, cut 18 db, treble lift 14 db, cut 20 db; hum and distortion level almost immeasurable; 230v @ 20 m.a., 6.3v @ 1 a at octal socket; beautifully constructed to instrument standards; B.V.A. valves; price complete with engraved panel £18/18; also the "Jupiter" reproducer, comprises above amplifier with 12in speaker in hand-made cabinet at 32gns., or with Audiom 50 at 34gns., or with Axiom 150 Mk. II, at 40gns.—Write for full details. [3579]

VHF-FM; a new combination receiver. the CB4 long-range FM, and sensitive MW reception; obtainable as feeder, or with push-pull output stage and mains driven; superb 5v chassis (plus diodes) with JB tuning scale; designed for best fidelity on both systems; will suit any amplifier, tested at 60 miles range; all on a 6X11in chassis; obsolete leaders are easily convertible to a radio set with our 90w-power unit/output stage chassis; the WW FM unit; complete kits, using latest valves and vhf-type components, elegant stoved chassis, wound and pre-aligned coils, circuits, layout; this design is ultimate with zero background, unique am rejector, and oscillator; many have been built by beginners, and we align the completed set; kit, £7/5; we are pioneers and have quite a range of FM products; trade supplied; sets of literature 1/-.
BEE SOUND PRODUCTS Co., Marlborough Yard, London, N.19. Day and evening demonstrations, ring Arc. 5078 [0184]

RECEIVERS, AMPLIFIERS—SURPLUS AND SECONDHAND

HARTLEY tone control pre-amp 3 valves perfect; £4.—Waterworth, 5, Rennie St., Burnley, Lancs. [3597]

TELEVISION projector, 1954 model. 30in picture, with screen; £85 cash; seen by appointment.—Davies, 32, Clovelly Ave., Hendon, N.W.9. [3562]

7 VORTEXION 50w amplifiers, complete with valves, good working order; £10 each.—Retford Radio Relay Service, 89, Carolgate, Retford, Notts. [3457]

HR0 Rx's and coils in stock, also AR88, BC348R, CR100, etc.—Requirements please to R. T. & I. Service, 250, Grove Green Rd., London, E.11. Ley. 4986. [0053]

R.F. units, types 26 @ 32/6, 25 @ 16/6, 24 @ 12/6, brand new in original cartons, with valves; postage 2/6.—E.W.S. Co., 69, Church Rd., Moseley, Birmingham. [3393]

R.C.A. receivers, type AR88D, immediately available in quantity, fully reconditioned.
M.C.E.L.R.O.Y - ADAMS MANUFACTURING GROUP, Ltd., 46, Greyhound Rd., London, W.6. [0194]

TV RECEIVERS AND AMPLIFIERS—SURPLUS AND SECOND-HAND

BUSH T91 TV, 9in, just overhauled, 7 new valves, bargain; £25 or near.—Hardyman, 7, College Lane, Faringdon, Berks. Tel. 2230. [3627]

PARTRIDGE Transformers

For Special Circuits

Many of the prominent amplifier circuits, including those published by the G.E.C. and Mullard Technical Departments, employ Partridge Transformers. Two examples are given below.

Osram 912 High Quality Gramophone Amplifier. Partridge Transformers and Chokes were employed by the G.E.C. Technical Valve Dept. for the prototype of the amplifier (see "Wireless World" September for review of the Osram 912). The three specified Partridge components are available in alternative mounting styles detailed below.

★ MAINS TRANSFORMER (T.1)


Partridge Type No. P.3591 B
Mounting style DN/404B 52/6
Mounting style DL/404B employing loose lead terminations 43/-

★ SMOOTHING CHOKE (L.1)

Partridge Type No. C10/135
Mounting style DN/401B 34/3
Mounting style DL/401B 28/6

★ OUTPUT TRANSFORMER (T.2)

Partridge Type No. P.3591 A
Mounting style DN/404B 85/-
Mounting style DL/404B 75/-



PARTRIDGE TYPE P.3591 A

(Push-pull output transformer). Used in the above circuit.

If performance down to 30 c/s is required it is essential to employ a transformer of this calibre.

Mullard five-valve 10-watt high-quality amplifier circuit employs a Partridge Type PPO (see technical Data Sheet No. 1). This circuit was described in the August issue of "Radio Constructor."

Write for illustrated brochure giving full details of the Partridge components specified for the Osram 912 and Mullard amplifiers.



PARTRIDGE TRANSFORMERS LTD

TOLWORTH SURREY

Phone: ELMbridge 6737/8

TV RECEIVERS AND AMPLIFIERS—SURPLUS AND SECONDHAND

TELEMECHANIC projection television, as new with 4ftx3ft screen, oak cabinet, Birmingham frequency, bargain; £50 or nearest offer.—Clark, 114, High St., Rushden, Northants. Tel. 2906. [3515]

NEW LOUDSPEAKERS

GOODMANS Axiom 150 Mk II, £8/15 Taylor circuit analyser 20B, £13/5; Remington 60 electric shaver, £8; new, unopened, maker's guarantee; carr. paid.—Armstrong, Witchampton, Wimbome. [3595]

LOUDSPEAKERS—SURPLUS AND SECONDHAND

HARTLEY Turner 215; £7.—Ruddock, 10, The Meads, Bricket Wood, Herts. [3589]

WHARFEDALE 3-speaker units, as new, W 15/CS, super 8/CS, super 5/CS/AL, 1/2 section 3-way crossover; £25; must sell.—20, Mark Ave., Chingford, E.4. [3596]

TEST EQUIPMENT—SURPLUS AND SECONDHAND

ADVANCE H1 A.F. signal generator, A.F. amplifier, Celestion type 74 12in speaker.—Fibre Form, Ltd., Wimbledon 3946. [3549]

COSSOR 339A double beam oscilloscope; £28; overhauled, all new electrolytics, tubulars, etc.—Browne, 114, Park Lane, South Harrow. [3595]

RECOND. Cossor 339A D.B. Osce, as new; offers over £30.—Robinson, 16, River Bank, Hampton Court. [3609]

TV pattern gen., 40-75mc/s, full mod, atten., 80ohms imped., as new, only £6, guar. make; s.a.e. details.—Box 8315. [3612]

MODEL 3339 Cossor double-beam oscillograph, recond.; £25 offer; evening.—Stent, 18, Montserrat Ave., Woodford Green, Essex. [3499]

SIGNAL generators, oscilloscopes, output meters, valve voltmeters, frequency meters, multi-range meters in stock; your enquiries are invited.—Requirements to R.T. & I. Service, 254, Grove Green Rd., London, E.11. Ley 4986 [0056]

AUDIO gen., 10c/s-200kc/s 1%, atten., perfect, £7/10; R.F. sig. gen., 0.1-35mc/s within 1/2%, atten., range sw., etc., £6/15; tape rec., amplif., complete with oscr. and power, unused only £8; all above guar. makes, as new; s.a.e. details.—Box 8316. [3613]

NEW DYNAMOS, MOTORS, ETC.

WARD rotary converters for radio, television, amplifiers, etc.
ALSO transformers, alternators, D.C. generators, etc.

WARD, 75, South St., Bishop's Stortford, Herts. Tel. Bishop's Stortford 1694. [0039]

BATTERY chargers 4 models, 2-6-12v, 1-2-4 amp D.C., any mains voltage; also larger types special transformers, chokes, test gear, interior car heaters, etc.—The Banner Electric Co., Ltd., Hoddesdon, Herts. [0112]

SPECIAL television rotary converters, guaranteed interference free, fitted radio and television filters, wt. 60lb, d.c. input 12v 200va, out. 24v, 32v, 50v, 110v, 230v d.c., to 230v out. 250va, £28/10 del, also converters for radio-gram and general use, inputs, outputs and prices as above; the above also supplied without smoothing, £25 del. immediate despatch; trade supplied.

At a purchaser's home 60 mls. S.W. of Sutton Coldfield a 24v

TELEVISION converter was tested on Ekco television, 12in tube, stated consumption 135 watts d.c. current from battery only 9 1/2 amps, picture and sound were perfect and completely free of interference or flutter.

THE above is the latest product of British manufacture, and is guaranteed for one year. J.A.P. No. 2A 1.2hp petrol engine, air-cooled, 4-stroke, starting rope, tools; £17/10 delivered. T. W. PEARCE, 66, Great Percy St., W.C.1 (near Angel). [0013]

DYNAMOS, MOTORS, ETC.—SURPLUS AND SECONDHAND

FOR sale, double-wound rotary converter, 110 volts D.C. input, 230 volts A.C., 300 watts output, complete with filter and soundproof cabinet, suitable for use with radio or television receiver or amplifier.—Box 7698. [3468]

NEW GRAMOPHONE AND SOUND EQUIPMENT

FERROGRAPH magnetic tape recorder, 76gns.

WEARITE tape decks and component parts.

DISC recording machines and blank discs.

LEAK amplifiers, 10w £17/17; preamp £10/10.

GOODELL 5w £13/10, preamp £10/10.


RESLO ribbon microphones and stands.

EVERYTHING for the professional recording studio and quality dealers.

SOUND DISCS (SUPPLIES), Ltd., 178, Bishopham Rd., Southampton, Lancs. Tel. 88155. [3169]

GRUNDIG tape recorder, as new, with tape and microphone.—Arnold 6360 daytime, Mill Hill 4033 evenings. [3564]

OPPORTUNITIES IN RADIO



Get this FREE Book!

'ENGINEERING OPPORTUNITIES' reveals how you can become technically qualified at home for a highly paid key-appointment in the vast Radio and Television Industry. In 144 pages of intensely interesting matter, it includes full details of our up-to-the-minute home study courses in all branches of TELEVISION and RADIO, A.M. Brit. I. R. E., City & Guilds, Special Television, Servicing, Sound Film Projection, Short Wave, High Frequency and General Wireless Courses.

We definitely Guarantee

"NO PASS—NO FEE"

If you're earning less than £15 a week this enlightening book is for you. Write for your copy today. It will be sent FREE and without obligation.

BRITISH INSTITUTE OF ENGINEERING TECHNOLOGY
388b COLLEGE HOUSE,
28-31, WRIGHT'S LANE,
LONDON, W.8.



SURPLUS

AERIAL MASTS. American Yagi 5 element array AS-46/APG. 30ft. one piece 4in. dia. hollow wood masts. 36ft. 3 section 2in. dia. tubular steel masts. 45ft. 9 section 1 1/2 in. dia. American steel masts MS-44. 50ft. Bendix plywood masts MT-7A. 70ft. American plywood masts. 50ft. Trylon lattice ladder towers. 20ft. American tripod base aluminium masts AS/TPX. 9ft. one piece American police whips. 18ft. BC-610 6 section whips.

TELEPHONE AND TELEGRAPH APPARATUS. 1+1 terminals and by pass filters; 1+3 terminals; 1+4 terminals and repeaters, S and SX, S and DX, filters; power bays; repeaters; V.F. ringers; perforators; Wheatstone equipment; teleprinters; undulators; switchboards; rectifiers; EE-65, TG-10, etc., etc.

AUDIO EQUIPMENT. R.C.A. squadron announcers (12-25 watt speakers). R.C.A. 25 watt high power speakers. Portable megaphones PA-4. BC-1016 recorders (morse up to 400 w.p.m.).

CONTROL UNITS. RM-6, 7, 12, 13, 21, 25, 29, 42.

AMERICAN TRANSMITTING TRANSFORMERS AND CHOKES. A large variety by Amertran, Kenyon, R.C.A., Thordson, etc., etc.

TRIPLE DIVERSITY RECEIVERS. J.5 to 30 mc/s. Self contained on rack with all refinements. Full details available.

100 WATT BROADCASTING TRANSMITTERS by Woden. Self contained in 4ft. 6in. cabinet £22/10/- with valves.

RACKS, de luxe, 19 inches wide channel iron sides, 3 x 2, 5ft. 6in., 70/-; 3ft. 6in., 40/-; both carr. 10/-.

Many other items too numerous to mention. Send your requirements. Lists available. All packing and shipping facilities.

P. HARRIS
ORGANFORD DORSET
Telephone: Lychett Minster 212.

NEW GRAMOPHONE AND SOUND EQUIPMENT

TRUVOX Decks.—Amplifier to suit, 8min. Valves, 10w P.P., Latest design. Sep. Power Unit; Treble lift choke; Var. Bias. Mic. and Radio inputs. Mixer control. M. Eye indicator, 50-100% response; 19cms.

RECORDING. Amplifiers with Meter, Treble lift choke, P. Pack, etc., 18cms; trade supplied; Pre-amp. £3/15.

HARDING ELECTRONICS. 120a, Mora Rd., London, N.W.2. [0032]

TAPE recorders for sale, exchange, or hire in Greater London, good quality tape recorders wanted for cash, all types of repairs, mechanical and electronic, carried out by specialists, all accessories available, we deal exclusively in magnetic recording equipment. **THE MAGNEGRAPH RECORDING CO., Ltd.**, 1, Hanway Place, London, W.1. Tel. Langham 2156. [3396]

GRAMOPHONE AND SOUND EQUIPMENT —SURPLUS AND SECONDHAND

FERROGRAPH 2A tape recorder, absolutely as new, £60 or near offer, available London.—Box 8009. [3524]

CONNOISSEUR 2-speed varigroove recorder with 3-channel mixer amplifier in case: £130.—Full details from Box 9256. [3594]

MUSICAL portable disc recorder, £60; leak. MTL/10 and pre-amp. £22; Ferrograph tape recorder, £65, as new (Lancashire).—Box 7622. [3427]

TAPE recorder, "Ferrograph" professional. Photo, details supplied, perfect condition. 60cms; auxiliary radio unit, £6.—Wood, 90, Grestone Ave., Birmingham, 20. [3525]

UNUSED "Editor" tape recorder, in original carton, cost £47/5 three weeks ago, will accept £35; owner going abroad.—Box 7931. [3512]

7 1/2/3% i.p.s. tape equipment comprising Bradmatic Deck, C.J.R. Amplifier assembly. Includes monitor head and channel, peak programme meter, 2 stage bias oscillator, other professional refinements. For quick sale at £60, or nearest offer.

ARIEL SOUND, 57, Lancaster Mews, London, W.2. Tel: Paddington 5092. [3629]

NEW TRANSMITTING EQUIPMENT

WILCOX-GAY O. and crystal multiplier units; small quantities.

M c E L R O Y - A D A M S MANUFACTURING GROUP, Ltd., 46, Greyhound Rd., London, W.6. Cables: Hallcraft, London. Tel. Fulham 1138-9. [0201]

TRANSMITTING EQUIPMENT—SURPLUS & SECONDHAND

COMPLETE Pye 30 Mcs. radiotelephone, master station, 3 mobiles with P.A. equipment, guaranteed; £280.

M c E L R O Y - A D A M S MANUFACTURING GROUP, Ltd., 46, Greyhound Rd., London, W.6. Cables: Hallcraft, London. Tel. Fulham 1138-9. [0197]

R.C.A. transmitters, type ET.4332 and ET.4336, fully reconditioned to maker's spec., complete with V.F.O. crystal multiplier, etc.

M c E L R O Y - A D A M S MANUFACTURING GROUP, Ltd., 46, Greyhound Rd., London, W.6. Cables: Hallcraft, London. Tel. Fulham 1138-9. [0196]

NEW COMPONENTS

FREE list; sensational prices; valve, components.—Jack Porter, Ltd., College St., Worcester. [3296]

SOUTHERN RADIO SUPPLY, Ltd., 11, Little Newport Street, London, W.C.2. See our displayed advertisement, page 158. [0016]

FLUORESCENT 80w chokes 16/6, glow starter lamps 2/-; transformers, 10,000v 25mA 230v a.c. 32/6; metal rectifiers, 6/12v 2amp 8/6, 4amp 12/6, 6amp 18/6; battery chargers, 6/12v lamp, 35/6; complete 5ft 80w fluorescent fittings, 75/-; heavy duty battery chargers, 24v 50amp. £16; car batteries, 6v £3, 12v £5/10. 2 years' guarantee.—Malden Transformer Supplies, 2a, Cambridge Rd., & 134, London Rd., Kingston-on-Thames. Kingston 7534. [0038]

COMPONENTS—SURPLUS AND SECONDHAND

SUPREME RADIO, 746E, Romford Rd., Manor Park, London, E.12. Tel. Ilf. 1260. Est. 19 years.

SUPREME for good quality radio and TV component bargains at the right price. 70 ohm co-axial cable, 7d per yd or 6/6 per doz. yds.

JUST arrived! Drylytic condensers, chassis fitting can type 32+8+8mfd 275v, 3/3 ea.; also 32mfd 350v clip fitting, small, our price 1/9 ea. price 1/11 ea.

LOOK! 3meg carbon V/controls, 6d ea.; limited quantity.

STEEL chassis, grey finish, ready punched for sheet layout, 14inX6inX3in, 2/6 ea. 2-POLE 2-way w/change switches, 1/- ea. 11/- per doz.

WALNUT control knobs, 1 1/4in dia, with grub screws and nuts, engraved in gold colour as follows: Tone, vol/on-off, gram, L, M, S and tuning, 1/- ea.

SPRAGUE condensers, tub/metal, w/end. 0.1mfd 350v, 8d ea. or 7/6 per doz.

A REAL winner, bargain, mains trans.: Shrouded, upright mounting with base connections. 290-0-290v 60ma, 6.3v 1.5amp and 4v 2amp, with screen; primary, tapped on panel 0-200v-220v-240v size. H 3 1/2inX3 1/2inX 2 3/4in D, our price, 12/6 + 1/- p&post.

ELLIPTICAL P.M. speakers, 7inX4in, 2 to 3 ohms v/coil, our price, 15/11 ea.

TERMS: c.w.o., no c.o.d.
SEND 9d extra for postage orders under £5. 2/6d s.a.e. all enquiries and list. [0021]

POTENTIOMETERS



Wire-wound and Composition types. Single, Ganged, Tandem Units. Characteristics: linear, log., semi-log., non-inductive, etc. Full details on request.

RELIANCE

RELIANCE MNFG. CO. (SOUTHWARK), LTD.,

SUTHERLAND ROAD, HIGHAM HILL, WALTHAMSTOW, E.17.

Telephone: Larkswood 3245

Fidelia

HAND BUILT QUALITY UNITS



MAJOR 10 VALVE RADIOGRAM CHASSIS £32/8/4

Recent development work on our major model has produced an audio system having a response that extends beyond 180,000 cycles and is within 1 db. up to 40,000 cycles. We have also increased the amplification available for gramophone reproduction. Full details of this and our other models on request.

Fidelia Standard 7 valve model.....	£21 12 0
Fidelia Plus 8 valve model.....	£24 18 4
Fidelia 10 watt amplifier.....	£27 10 0
Fidelia De Luxe 9 valve model with 7 watt push-pull output stage.....	£25 5 0

ALL MODELS have triode output stages. Variable Selectivity, Separate Bass and Treble Controls.



Cathode follower detector, 20-20,000 cycle audio response.

ELECTROACOUSTIC DEVELOPMENTS

2 AMHURST ROAD, TELSCOMBE CLIFFS, Nr. Brighton, SUSSEX

Tel: Peacehaven 3156

COMPONENTS—SURPLUS AND SECONDHAND

RADIO CLEARANCE, Ltd., 27, Tottenham Court Rd., London, W.1. Tel. Museum 9188.

ELECTROLYTICS, capacity, voltage, size, type of mounting, price post paid: 400, 6v, 1X2in, lug, 1/9; 250-250, 6v, 1X2in, lug, 2/1; 40, 150v, 1 1/2X2, clip, 2/9; 40, 150v, 1X2, clip, 2/6; 20+20, 275v, 1X2, lug, 3/3; 16+32, 275v, 1X2, lug, 3/3; 16+16, 275v, 1X2, clip, 3/3; 100, 275 350v, 1 1/2X7, clip, 3/6; 32+12, 350v, 1 1/2X2, clip, 4/-; 16+16+16, 350v, 1 1/2X2, clip, 1 1/2X2, 4/8; 16, 350v, 1 1/2X2, lug, 1/9; 40+40, 500v, 1X3, lug, 3/6; 16, 350v, 1 1/2X2, lug, 1/6; 16, 450v, 1 1/2X2, tag, 2/9; 20, 450v, 1X2, 2/3; 32, 450/525v, 1 1/2X2, clip, 3/9; 15+15, 450v+20mf 25v, 1 1/2X3, lug, 4/6; 200, 6v, 1 1/2X2, clip, 1/6; 100, 12v, 1 1/2X2, clip, 1/9; 8, 450v, 1X2, clip, 2/-; 50, 12v, 1 1/2X2, tag, 1/6; 150, 25v, 1 1/2X2, clip, 2/-; 250, 12v, 1 1/2X2, wire 2/3; 16+16 450v, 1 1/2X2, clip, 4/-; 40+40, 275v, 1 1/2X2, clip, 3/3; 24+24+16, 350/425v, 1 1/2X2, clip, 4/9; 60+200, 275/350v, 1 1/2X2, clip, 6/6; 4, 150v, 1 1/2X2, clip, 1/1; 500, 12v, 1 1/2X2, clip, 2/9; 350v, 1 1/2X2, clip, 1/9; 32+32, 350/425v, 1 1/2X2, clip, 5/-; 8+16, 450/525v, 1X2, clip, 4/-; 2, 450/525v, 1 1/2X2, tag, 1/6; 2, 350v, 1 1/2X2, tag, 1/6; 450v, 1 1/2X2, clip, 1/9; 32+32, 450/525v, 1 1/2X2, tag, 1/6; 50, 6+16, 275v, 1 1/2X2, clip, 5/6; all all cans, some with sleeves, all voltages, WKG, surge where marked, new stock guaranteed.

TELEVISION! Set of 3 components, comprising line output trans., with E.H.T. winding to give 10kV output, with E.H.T. winding for EY51 also included, and fitted with width control scanning coils, low impedance line and frame, focus coil (res. 10,000), current approx. 20 mA; the set of 3 for 42/-, plus 2/- post. diagram of line trans. supplied.

UNIVERSAL amplifiers, 8-valve 20watt A.C./D.C., black crackle chassis, and black and chrome cover, overall size 15 1/2inX7 1/2inX7in. First-class components (Partridge O.P.T., and driver, gardner choke, A.E.B. Mu-Metal input trans. for mike) Valves, 2XEF53, 4XCL33, 2XUR3C. Switched input for high or low imp., top cut and bass cut switches. V.C., mains switch, mains plug and socket, 220-250v. Isolated chassis. 150 output. Wired and tested, ready for use, with valves, brand new, £10/19/6, carr paid.

5mA meters, moving coil, bakelite case, 2in square, flush mounting, new, boxed; 7/- post paid.

MAIN trans., 250-0-250v, 80ma, 6.3v, 2.5A, 6.3v 0.6A, Pri. 0-210-230-250v, 12/-, post paid.

MAIN trans., Pri. 200/250v, sec., 305-0-305v, 80mA, 800v 5mA, 6.3v 4.2A 6.9v 0.4A, 2.5v 4v 1.1A, 5v 2.3A; these trans. have been taken from ex-Govt. equip., some may have tag numbers broken, but guaranteed O.K.; 13/- post paid; ideal for scopes.

RADIO CLEARANCE, Ltd., 27, Tottenham Court Rd., London, W.1. Tel. Museum 9188. 10015

EXP., radio and elec. surplus, plenty of real bargains; send stamp for list.—Illingworth, 90, High St., Bridlington, Yorks. 15537

ONCE-A-YEAR bargain list free, Telefunken valve stockists.—Jackson Electrical Co., 3, Terminus Place, Eastbourne. 3514

HAYNES scanning coil S914, focus coil F912E, line transformer TW6126.—Box 8271. 3607

COMPONENTS—RADAR

- 1.—723AB Klystrons; available in quantity.
 - 2.—Magnetrons type CV.292, complete with cavities.
 - 3.—Large quantity long length 3cm wave guides, junctions, cavities, detectors, radiators, switches, etc.; but immediately available.
- ALSO 3cm echo boxes and oscilloscopes.
- M C E L R O Y - A D A M S MANUFACTURING GROUP, Ltd.**, 46, Greyhound Rd., London, W.6. Cables: Hallcraft, London. Tel. Fulham 1138-9. 0202

WANTED, EXCHANGE, ETC.

VHF test equipment.

TS47AP, TS174, TS175/U, TS148 or TSX-4SE; analysers; BC221 freq meters, IS69, and any U.S.A. test gear; Klystrons type 723/AB, 2K35, 2K39, 2K41; receiver PR34 and us 7N15 17-18-19; RCA AR88D, S27 and SX28s and S27CA; microwave equipment; highest offers bought by return.—Ger. 8410. Universal Electronics, 27, Lisle St., Leicester Square, London, W.C.2. 0229

WANTED, U.S. mine detector, type SCR.625.—Box 7944. 3513

ALL cables and flexes bought.—B.D.C., 591, Green Lanes, London, N.8. 15152

WANTED receivers A.P.R.4, also T.N.16, 17, 18, 19, etc., and any radio test gear.

LESLIE DIXON & Co., 214, Queenstown Rd., Battersea, S.W.8. Macaulay 2159. 10176

WANTED, Tuning units, TN17, TN18, TN19, for R54/APR4; £50 each offered.—Box 4963. 0261

WANTED, HRO coils, Rxs, etc.—A.R.88s, BS348s, S27s, etc.—Details to R.T. & I. Service, 254, Grove Green Rd., London, E.11, Ley. 4986. 10163

WANTED, set manufacturers' or ex-Government radio equipment, large or small quantities of valves, electrolytics, speakers, meters, also components.

LOWE BROS., 5, Fitzroy St., London, W.1. Tel. Museum 4369. 12703

DUODE SOUND UNITS ARE NATURAL



INSIST ON HEARING A DUODE

Being natural is far more difficult than being hi-fi or any other -fi. That is why Duode Units, even at their very reasonable prices, appeal at once to the discriminating ear which insists on a fair comparative demonstration under home conditions.

Duode construction is unique, proved by a host of owners over many years as a selfless, mirror-clear sound reproducer unequalled for giving ever recurring joy. Give yourself the chance of long-term investment in good sound pleasure by INSISTING on hearing a Duode before you buy your new sound unit, at any price.

DUODE 12A

A full 12 inch unit with the famous dual drive, built-in-crossover, feed back and individual cone which have made the Barker and Duode names so world known for NATURAL sound. Fitted with a magnet system giving about 12,000 gauss. List price £10. Full value—no tax.

DUODE 12B

The same cone and drive assembly with a better magnet giving about 15,000 gauss and similar performance to that of the standard Duode of the past two years. List price £14. Full value—no tax.

DUODE 12C

A very special unit, similar to the well-known 150 but now fitted with a cloth outer suspension and selected cone. Its bass range extends well down to 25 cps., almost sub-sonic, and the extreme top, to over 16,000 cps.—almost ultra-sonic. The large magnet gives about 17,000 gauss, which, with the Duode built-in damping, holds all transients and the bass register in the firmest grip. Definition throughout the entire range is superb. We believe the Duode 12C is the finest high quality Sound Unit available at any price to-day. List price £20. Full value—no tax.

Any recognised music or radio dealer can, if he wishes, buy Duode Units from us for his stock and demonstration. If yours will not do this for you, we will help by offering you the facility of trying a Duode at home, under very fair and reasonable conditions.

Write for details to-day.

Barker Sound Reproducers
3, Newman Yd., London, W.1

WANTED, EXCHANGE, ETC.

WANTED RCA speech amplifiers, type M1-11220, J, or K, and aerial tuning units BC939A; offers stating quantity and price to—P.C.A. Radio, Beavor Lane, Hammersmith, W.6. 10080

WANTED, BC610 Hallcrafters, ET4356 transmitters, AR88 Ds and LFs, receivers and spare parts for above, also BC221 frequency meters; best prices.—P.C.A. Radio, Beavor Lane, Hammersmith, W.6. 10079

URGENTLY wanted, manuals or instruction books, data, etc., on American or British Army, Navy or Air Force radio and electrical equipment.—Harris, 93, Wardour St., W.1. Tel. Gerrard 2504. 13331

COMPASS indicators I.81-A, I.82-A; inverter supply units MG.149; cryptograph converters M.209; top prices paid.—R. Gillfillan & Co., Ltd., 7, High St., Worthing, Sussex. Tel. Worthing 8719. 13497

WANTED signal generators types TF146, TF300, TF752A, frequency meters BC221, TS174, TS175; also receivers type AR88, etc., APR4 or similar; send price and details to—Hatfield Instruments, Ltd., 175, Uxbridge Rd., Hanwell, W.7. Tel. Ealing 0779/9857. 10037

WANTED, good quality communication RYS tape recorders, test equipment, domestic radios, record players, amplifiers, valves, components, etc., estb. 18 years.—Call, send or phone Ger. 4638, Miller's Radio, 38a, Newport Court, Leicester Sq., W.C.2. 13416

WANTED, good quality communication rxs., domestic radios, test equipment, etc.; top prices paid, established since 1937.—Miller's Radio, 38a, Newport Court, 1 min. from Leicester Sq., Tube, Tel. Ger. 4638. Call, write or send. Hours of business 10-6 p.m. Open all day Saturday. 10195

VALVES WANTED

ALL types of valves required for cash; state quantity and conditions.—Radio Facilities, Ltd., 38, Chalcot Rd., N.W.1. Primrose 5090. 3614

45s paid for 813; also wanted 723, A/B, 805, 803, 2J32, 2K33, T240, 808, etc., any quantity.—Write, Type Hayes Radio, 606, Kingsbury Rd., Birmingham, 24, Erdington 4942. 3575

CABINETS

LEWIS Radio have the best selection and finest finish.—See page 165. 10224

WALNUT radiogram and television cabinets, soundly constructed; stamp for details.—R. Shaw, 69, Fallop Rd., Leytonstone, E.11. 13193

GRAMOPHONE record cabinets, from £5/10; write for details, easy payments.—Stafford (Dept. D.5), 20, College Parade, Salisbury Rd., London, N.W.6. 3519

HAND-MADE polished speaker cabinets, G.E.O. custom, £12/10; metal cone units, £8/15; custom-built audio furniture to individual requirements.—Jones, 205, Lynmouth Ave., Morden, Surrey. 3605

CABINETS made to order; bass reflex speaker cabinets, all types and finishes, see display advertisement; open till 5.30 Saturdays.—A. Davies & Co. (Cabinet Makers), 3, Parkhill Place, off Parkhill Rd., Hampstead, N.W.3. Gulliver 5775. 3530

REPAIRS AND SERVICE

MAIN transformers rewound, new transformers to any specifications.

MOTOR rewinds and complete overhauls; first-class workmanship; fully guaranteed.—F.M. ELECTRIC Co., Ltd., Potters Bldgs., Warser Gate, Nottingham, Est. 1917. Tel. 47898. 10113

LOUDSPEAKERS repaired promptly.—Model Loudspeaker Service, Bullingdon Rd., Oxford. 3192

MAIN transformers, E.H.T. line outputs, chokes and field coils, etc., promptly and efficiently rewound or manufactured to any specification; 12 months' guarantee.

LADBROKE REWIND SERVICE, Ltd., 820a Harrow Rd., Kensal Rise, N.W.10, Lad. 0914. 10222

TRANSFORMER rewind service, mains, E.H.T. transformers and chokes, prompt delivery, range of replacement types ex-stock or manufactured to your specification.

METROPOLITAN RADIO SERVICE Co., 75, Kilburn Lane, London, W.10. Ladbroke 2696. 10200

SERVICE sheets for hire or sale over 2,000 models, radio and television; list 1/-; s.a.e. encloses. W. Gilbert, 24, Fritchville Gardens, London, W.12. Tel. She. 3052. 35315

WAVE winding, specialists rewinds of every description including E.H.T. line outputs, mains armatures, etc.—Northern Coil Winding Co., 1, Hollings Mount, Bradford, B. Yorks. 3478

VAC. armatures rewound, 15/- each, fully guaranteed; good delivery; drills, F.H.P. motors, etc., rewound; competitive prices.—K. R., 6, Mitchell's Crescent, Penydarren, Merthyr Tydfil 13611

ELECTRICAL test instruments repaired and standardized, all types British or American, ammeters, voltmeters, ohmmeters DC/AO multi-range meters, etc.; meters converted to specification.

THE ELECTRICAL INSTRUMENT REPAIR SERVICE, 329, Kilburn Lane, London, W.9. Tel. Lad. 4168. 12821

HIGH - FIDELITY F.M.

We have been producing "W.W" design receivers for two years. It is now amply proven in sensitivity and stability. The basic unit, and additions are available for ex stock delivery. Valved kits with prealigned coils, stoved steel chassis, up-to-date components, are also available. We align the kit-sets. Trade enquiries are invited. Evening demonstrations.

- Basic receiver..... £11 17 6
- With added I.F. stage (4v., plus xtals)..... £14 0 0
- Front panel, magic eye, tuning scale..... £2 0 0
- Power unit..... £3 0 0
- Flex aerial (20 mile).... 5 0
- Outdoor aerial (80 mile) with 20ft. coaxial.... £1 10 0
- Kits (postage 1/2) £7 5 0
- Leaflets, with circuit.. 1 0

BEL SOUND PRODUCTS CO.,
Marlborough Yard, Archway,
London, N.19. ARC. 5078.
25 mins. West End, Northern Line.

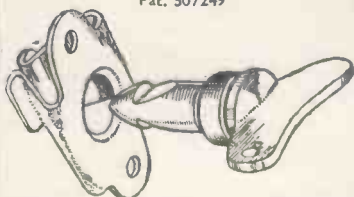
TELECRAFT

TV AERIALS
ARE CHEAPER AND BETTER

Send for Lists
TELECRAFT LTD.
THORNTON HEATH, SURREY.
THORnton Heath 1191-2

ODDIE FASTENERS

Pat. 507249



THIS FASTENER WITH ENDLESS APPLICATIONS—SIMPLE—POSITIVE SELF-LOCKING. MADE IN A VARIETY OF TYPES AND SIZES. SPECIAL FASTENERS TO SUIT CUSTOMERS' REQUIREMENTS. WIDELY USED IN THE RADIO INDUSTRY.

Illustrated brochure and other information will be gladly sent on request.

DEPT "W.W."

Oddie, Bradbury & Cull Ltd., Southampton
Tel.: 55893 Cables: Fasteners, Southampton

REPAIRS AND SERVICE

REWINDS and conversions to mains and output trans, pick-ups, belts, clock coils, etc., from 4/6; PP equipment a speciality; all work guaranteed.—N.L. Rewinds, 173, High Rd., Willesden Green, N.W.10. Tel. Wordsworth 7791. [3563]

24-HOUR service, 6 months' guarantee, any transformer; rewind, mains outputs and i.f.s., etc.; all types of new trans., etc., supplied to specification; business heading or service card for trade prices.—Majestic Winding Co., 180, Windham Rd., Bournemouth. [2528]

AS professional sound recordists and members of the Association of Professional Recording Studios, we are particularly well qualified to give advice and service on all aspects of sound recording and reproduction. Design of tape equipment a speciality. Circuits designed, repairs and modifications carried out quickly. Advice freely given. See also below:—**COMPREHENSIVE** service to trade and amateur; design, manufacture and repair of electronic equipment carried out by specialists; equal attention given to small or large orders. See also below:—Autochangers, 48-hour service, cleaning and adjusting at fixed price of 45/-, plus carriage; also all repairs carried out; trade enquiries invited; callers by appointment only please.—Ariel Sound, 57, Lancaster Mews, London, W.2 Tel. Paddington 5092 (2 lines) [0026]

ARMATURE rewinding service to the trade, vacuums, drills, grinders, hood dryers, dental motors, vacuum cleaner armatures replaced from stock, 24 hours service; every job guaranteed; we also specialise in complete overhauls and rebuilds of vacuum cleaners, all vacuum cleaner parts, hoses, bearings, amb, brushes, for any make in stock.—Regam Electric, 95, Park Lane, Leeds 1 [0028]

PAINTS, CELLULOSE, ETC.
PAIRT spraying handbook 3/6 post free, cellulose and synthetic paints and all spraying requisites supplied; catalogues free.—Leonard Brooks, 53, Harold Wood, Romford. [0207]

MACHINERY FOR SALE
UNUSED and as new, 5kW G.E.C. high frequency induction heating and melting set, complete with various accessories, owner selling due to reorganisation at one-third cost; can be inspected working at—Davidsons Eng. (M/er.), Ltd., Garratt St., Manchester, 10, Tel. Colnhurst 1610. Price £350. [3223]

BUSINESS OPPORTUNITIES
OLD-ESTABLISHED firm of exporters in the electronic field, invite manufacturer seeking overseas sales to communicate Box [0252]

WORK WANTED
ASSEMBLY, wiring of all types of electronic eqpt., control panels, switchboards, etc.—R.A.E., 377, High Rd., London, N.2. [0219]

ARMATURE, stator and general coilwinding. Excellent production and test facilities, express rewind service.—Coilwinding Services, 26, Lower Richmond Rd., London, S.W.15. Putney 2667. [3438]

WORK wanted; versatile AID approved winding, assembly machining capacity available; Toroidal to close accuracy, and distrene machining specialists.—Bel, Marlborough Yard, N.19. Arc 5078. [00183]

CAPACITY AVAILABLE
PRODUCTION WINDING COMPANY, 117, High St., Brentwood, Essex. Tel. Brentwood 3353.

HAVE capacity available for coil, armature and stator winding. Also wiring and sub-assembly of electronic equipment. [3610]

MISCELLANEOUS
COIL winding machines: from £15.—Hawkins, 170, Witton Rd., Birmingham, 6. [2879]

RUN your 3-phase motor on single phase; send 2/6 for instructions.—Holderness, Wantage, Berks. [3555]

HOME-MADE, regulated power supplies, oscilloscope, etc., plus many unused components; total £25 or offers.—Gul 6300 evenings. [3536]

METALWORK, all types cabinets, chassis, racks, etc., to your own specifications; capacity available for small milling and capstan work up to 1in bar.
PHILPOTT'S METAL WORKS, Ltd. (G4B1),
Chapman St., Loughborough. [0208]

MOTORISTS! Avoid all battery troubles and ensure easy starting this winter; the very latest in battery chargers and trickle chargers, fully guaranteed.

- 6 OR 12 volt at 1 amp, 35/-, postage 2/-.
- 6 OR 12 volt at 2 amp, 39/6, postage 2/-.
- 6 VOLT, 4 amp, 62/6, postage 2/-.
- 12 VOLT, 4 amp, 62/6, postage 2/-.

SOLE Midland stockists:—**WALTON'S WIRELESS STORES, 48, Stafford St., Wolverhampton. [0145]**

GR photographic electronic timer, 1-60 seconds, instant push button re-set, construction kit; 70/-; p. & p. 2/6; 7 days' approval; s.a.e. details.
G.R. PRODUCTS, 22, Runnymede Avenue, Bristol, 4. [8561]

ENGRAVING, quantities large or small, front panels, components, etc., let us quote price and deliveries—Plastic & Metal Engraving, 26, Lower Richmond Rd., Put. 8930. [3484]



THE "FLUXITE QUINS" AT WORK

"Come on, old chap, off we pack
We've FLUXITE, there's nothing we lack
We must leave Ol behind
But perhaps he won't mind
He'll be finished before we get back."

Make a quick success of that soldering job—use Fluxite Paste. Suitable for all metals, except aluminium. Even solders and "tins" dirty metals!

And, remember, Fluxite "wipes" joints that other methods won't touch.

Used for generations in Government Works and by leading Engineers and Manufacturers. Of all Ironmongers in tins from 1/- upwards.

FLUXITE

SOLDERING PASTE

A STAUNCH COMPANION TO
FLUXITE SOLDERING FLUID

Simplifies ALL Soldering

FLUXITE LTD BERMONDSEY ST LONDON S.E.1


THE POLLOCK M.C. PICKUP

Response 10 c.s. to 20 Kc/s. H.F. resonance 25 Kc/s., L.P. 20 Kc/s. Kit of parts to make pickup complete, including 100 : 1 transformer and sapphire insulators, 001 or .0025in., and full building instructions £4. 8s. 6d. Parts sold separately, prices: head and stylus 38/6; head for min. thorns 31/-; arm/pivot 26/-; transformer 26/-; all prices post free. S.a.e. for details to—

G. BLUNDELL, 7 Sunnyside House, Child's Hill, London, N.W.2.

MAST HEAD UNITS

(Gain approximately 15 dBs.
Noise factor approximately 2 dBs.)



Beautifully designed and engineered

Incorporating a Cascode connected amplifier and suitable for use with all types of aeriols. Supplied complete with power supply unit and mounting bracket. Descriptive leaflet on request.

Price Complete with 40 feet of special low loss feeder. £19.0.0 (sent carriage & pkr. free or available from your dealer.)

SPENCER-WEST
QUAY WORKS, GT. YARMOUTH

90 DEGREES . . .



90 degree scanning yokes are now available to manufacturers, laboratories, and the home-constructor. These are interchangeable with our existing 70 degree yokes. The construction is similar to the assembly shown above, and the finish and quality are of the same high standard that is found in all our products.

Scanning Yoke, type DC 390/C (90 degree)—
Price 42/- each.

Scanning Yoke, type DC 300/C (70 degree)—
Price 39/6 each.

Line Output Transformer, type LO308 (to match into above yokes)—
Price 40/- each.

Width Control, type GL18—
Price 7/6 each.

Linearity Control, type GL16—
Price 7/6 each.

Allen Components are specified for the "Teleking," "Supervisor," "Magnaview," and for "The Wide-Angle Conversion of All Home-Produced Televisors." Please write for further details.

All components obtainable direct from:

ALLEN COMPONENTS LIMITED

Crown Works, Lower Richmond Road, Richmond, Surrey.

Telephone: Prospect 9013

Send 9d. and S.A.E. for Wide-Angle Circuit Diagrams.

MISCELLANEOUS

YOUR own tape recording transferred to 10 discs.—Write call or phone Queensway Private Recording Studios, 123, Queensway, W.2. Tel. Bay. 4992. Studio recordings, tape recording service. [3297]

COPPER wires enamelled, tinned, Litz, cotton, silk covered, all gauges; B.A. screws, nuts, washers, soldering tags, eyelets, sponite and laminated bakelite panels, tubes, coil formers; Tufnol rod, headphones, flexes, etc.; latest radio publications, full range available; list, s.a.e.; trade supplied.—Post Radio Supplies, 33, Bourne Gardens, London, E.4. [0138]

SNP members Assoc. Professional Rec., would service your equipment, supply tested recording materials; quick, reliable tape to disc service; D.s. 10in records 15/6, 12in 18/6, including trailers; also LP-s (12in LP dur. 45 min); trade enquiries from equipment dealers invited; avoid Xmas rush.—Sound News Productions, 3, Clover Mews, London, S.W.3. Flaxman 3706. [3615]

YOUR tapes to tape, L.P., E.P. and 78 discs, best materials used only; tape recorders, microphones, E.M.I. 88 tape, etc.; complete recording service backed by years of professional broadcasting and recording experience.—"Erolca" Recording Services, Peel St., Eccles, Manchester, Eccles 1624. Musical Director Thurlow Smith, A.R.M.C.M. Consult us before you buy. [0121]

NOTICES

BRITISH SOUND RECORDING ASSOCIATION. Details of membership, open to the professional sound recording engineer and all other; interested in recording high quality reproduction and other branches of audio engineering, together with details of the London lecture programme and the Manchester, Portsmouth and Cardiff Centres, may be obtained from the Hon. Membership Secretary, H. J. Houlgate, A.M.I.E.E., 12, Strongbow Rd., Eltham, S.E.9. [0031]

SITUATIONS VACANT

The engagement of persons answering these advertisements must be made through the local office of the Ministry of Labour and National Service, etc., if the applicant is a man aged 18-64 or a woman aged 18-59 inclusive, unless he or she or the employer is exempted from the provisions of The Notification of Vacancies Order 1952.

ENGINEERS

URGENTLY required for the design and development of commercial radio and television for mass production; applicants should have necessary qualification; and experience in this field; the appointments carry excellent opportunities for progressive advancement, and of continuity on a long-term basis; salary up to £1,000 per annum for suitable applicants.—Write in the first instance giving full details of qualifications and experience, to Box 7678 [3455]

DRAUGHTSMEN.

ATTRACTIVE, permanent positions are offered to Draughtsmen, due to expansion of our Electronics Division. Applicants should be experienced in development and design for production of high-grade communications equipment to service requirements. **GOOD** salary and staff conditions. Company superannuation and insurance scheme in operation. Applications, which will be treated in confidence, should be addressed to: **THE PLESSEY COMPANY, Ltd.,** Vicarage Lane, Ilford, Essex. [3619]

ULTRA ELECTRIC, Ltd.

WESTERN Ave., Acton, London, W.3. **RADIO & television** development engineers. (a) **APPLICATIONS** are invited from senior development engineers with experience and academic qualifications for important work on new development projects. (b) **JUNIOR** engineers (aged 21/22) are also required, and applicants for these posts should have some technical training and preferably previous experience. Please write as above. [3572]

RADIO Officers required by the

EAST Africa High Commission Directorate of Civil Aviation for one tour of 30 to 48 months in the first instance with prospect of permanency. Salary scale (including present temporary allowance of 35% of salary) £742 rising to £965 a year. Gratuity of 15% of total basic salary drawn during contract for those not taken on permanent establishment. Free passages. Liberal leave on full salary. Outfit allowance £30. Candidates must be capable of operating at 25 w.p.m. and should preferably hold M.C.A. 1st Class Certificate in Radio Telegraphy. Knowledge of touch typing for teleprinter, the operation of modern radio or radar aids, or experience in radio maintenance would be an advantage.—Write to the Crown Agents, 4, Millbank, London, S.W.1. State age, name in block letters, full qualifications and experience and quote M2C/30606/WF. [3487]



High Fidelity

These E.A.R. amplifying units have been built to achieve the very highest standards of the high fidelity enthusiast and to meet the stringent demands of the sound engineer.

★ E.A.R A750

High fidelity Microgram 3-speed 3-control automatic reproducer, bass and treble boost. 10in. x 6in. High Flux Speaker.



30 GNS. (inc. tax)

P750 (Non-Auto). 26 gns., inc tax.



★ E.A.R

"Seven-Fifty"

Comprises amplifier section of A750 High Fidelity Portable. Designed for use with Studio "P" head. Feeds 3 or 15 ohm speaker. 4 watts. Size 8 1/2 in. x 4 1/2 in. x 5 1/2 in.

9 GNS.




★ E.A.R - Mullard 510 18 GNS.

Based on the Mullard circuit. Special E.A.R. features: combined change-over switch for 78 r.p.m. L.P. and radio; plug-in filter network to match Studio "P" or alternative head.

★ E.A.R "Suitcase" Amplifier

12 watt A.C./D.C. portable Amplifier. Case contains whole equipment including microphone stand. Weighs only 38lb. Separate controls for bass and treble, microphone and gramophone input.

39 GNS.



Write today for full details of these and the E.A.R. range of Reproducers for 16 gns. to 48 gns.

Electric Audio Reproducers Ltd.

17 LITTLE ST. LEONARDS, MORTLAKE, LONDON, S.W.14
Telephone: PROspect 4466 (5 lines)
Cables: MICROGRAM, LONDON
Works: 274 Worton Rd., Isleworth, Middx.



NEW G.E.C., S.T.C. AND "WESTALITE" SELENIUM RECTIFIERS.
Largest L.T. range in Great Britain.
Latest Current Products. NOT Surplus.

CURRENT PRICE LIST

DEDUCT 15% FROM S.T. & C. PRICES.
S.T. & C. E.H.T. K3/15, 4/5; K3/45, 8/2;
K3/50, 8/8; K3/100, 14/8.

BRIDGE CONNECTED FULL WAVE.
17 v. 1.2 a., 16/4; 1.6 a., 26/-; 2.5 a., 29/-;
3 a., 30/-; 4 a., 34/6; 5 a., 37/6; all post 6d.
33 v. 0.7 a., 24/3; 1 a., 28/-; 1.5 a., 45/-;
2 a., 51/-; 3 a., 52/-; 4 a., 62/-; 5 a., 67/-;
all post 1/-. 54 v. 1 a. 38/6; 1.5 a., 62/-;
2 a., 69/-; 3 a., 70/-; 5 a., 93/-; 7.2 v. 1 a., 49/-;
1.5 a., 78/-; 2 a., 81/-; 3 a., 92/-; 5 a., 122/-;
100 v. 1 a., 70/-; 1.5 a., 112/-; 2 a., 128/-;
5 a., 174/-; all post 1/4.

BRIDGE CONNECTED HEAVY DUTY 7 1/2 in. SQUARE COOLING FINS. 17 v. 6 a., 49/6; 10 a., 56/-; post 1/10.

BRIDGE CONNECTED HEAVY DUTY Funnel Cooled, also 7 1/2 in. SQUARE COOLING FINS. Revised price, same both types. 17 v. 12 a., 102/-; 20 a., 118/-; 30 a., 164/-; 50 a., 121/5; 33 v. 6 a., 91/-; 10 a., 104/-; 12 a., 168/-; 20 a., 188/-; 54 v. 6 a., 120/-; 10 a., 142/-; 7.2 v. 6 a., 154/-; 10 a., 178/-; 100 v. 6 a., 111; 10 a., 112/15/-; all post 2/-.

"WESTALITE" (BRIDGE), 12-15 v. D.C., 1.2 a., 15/10; 2.5 a., 27/8; 5 a., 31/9; 10 a., 54/6; 20 a., 99/6; 30 a., 144/10; 50 a., 257/-; 24 v. 1.2 a., 15/10; 2.5 a., 27/8; 5 a., 51/-; 10 a., 92/7; 20 a., 176/2; 36 v. 1.2 a., 27/8; 2.5 a., 51/-; 5 a., 69/10; 10 a., 130/9; E.H.T. RECTS., 14D, 134, 22/-; 36 E.H.T. 60 31/10, all post extra.

Wholesale and Retail
Special Price for Export and Quantity.

T. W. PEARCE

66 GREAT PERCY STREET, LONDON, W.C.1
Off Pentonville Rd. Between King's Cross and Angel

NEW! RADIO AND TELEVISION COMPONENT CATALOGUE

available on request, to

J. T. FILMER

MAYPOLE ESTATE, BEXLEY, KENT
Tel: Bexleyheath 7267

Good Investments

MOTOR ALTERNATORS. 28 volts D.C. Input 400 cycles, 115 volts, 115 V.A. output. 110 volts input, 68/125 volts 500 cycles 1 1/2 kW. output; this size also for 230 volts input. 24 volts D.C. input, 115 volts 7 amps. 800 cycles output. All tested and guaranteed. Cheap.

CONDENSERS by famous maker. 8 mfd. 400 volts D.C., 5/6, post 1/-. 4 mfd. 400 volts 3/6, post 9d. 2 mfd. 250 volts, 1/-, post 6d., or 8/6 doz., post free. 1 + 1 mfd. 100 volts, 5/- doz., post free.

MULTI-CORE FLEX. New 6-way P.V.C. coloured flex with metal screen and P.V.C. overall covering, fully tropical, 2/- yd., post 9d., or 18 per 100 yds., carr. extra.

TERRY ANGLEPOISE LAMPS, for drawing boards or workshop, wall or machine fixing, will stay in any position. S.B.C. lampholder, flex and shade, 35/-, post 2/6.

LIGHTING PLANTS. 12/18 volts D.C. Alco Lyon 360 watts air cooled mag. ignition, with S/bd. and fuel tank. J.A.P. 550 watt 12/18 volts D.C. and Villiers 1260 watt, 36 volt 36 amps. D.C. and Villiers fully guaranteed. Write for list.

TRANSFORMERS. Double wound 2.2 kW. 400 volts input, 220 volts tapped every 25 volts output, new, 29/15/-, carr. extra. 230 volts input, 12 volts 8 amps. output, 30/-, post 2/6. Send us your enquiries.

Leslie Dixon & Co.

Dept. A, 214 Queenstown Road, London, S.W.8
Telephone: MACaulay 2159

SITUATIONS VACANT

ULTRA ELECTRIC Ltd.,
WESTERN Ave., Acton, London, W.3.
ELECTRONIC development engineers are required in all grades for work on: (a) sub-minicircuits of V.H.F. radio and audio circuitry; (b) transistor applications; (c) VHF communication; (a) pulse techniques; (e) radar and radio navigation.

APPLICATIONS are invited from:—
(a) SENIOR development engineers with degree or equivalent qualifications, and more than five years' experience in one or more of the above fields.

(b) JUNIOR engineers with degree or HNC with or without experience for work in the above fields.

(c) TEST equipment development engineers with experience of design of test equipment to meet production requirements.

THE posts are permanent and pensionable, and offer scope for the right men to work in ideal conditions, in modern, well-equipped laboratories.

PLEASE write, in strict confidence, to the Personnel Manager for an interview appointment. [3573]

ELECTRICAL engineer required by

MINISTRY OF SUPPLY, at Armament Design Establishment, near Sevenoaks, Kent, for instrumentation, technical organisation and supervision of trials. Work includes development and maintenance of V.H.F. radio and other electronic equipment, and recording and analysis of trials results. Minimum qualification required is Higher School Certificate (Science) or equivalent, but possession of a degree or Higher National Certificate in Electrical Engineering may be an advantage. Experience appropriate to above duties is desirable. Salary within scale: Experimental Officer (male) (min. age 26) £690-£850.—Application forms from M.L.S. Technical and Scientific Register (K), 26, King Street, London, S.W.1, quoting D.467/54 A. Closing date 13 November, 1954. [3500]

ROTHAMSTED Experimental Station,

EARPENDEN, Herts.
REQUIRE for (a) Chemistry Department, and (b) Pedagogy Department, Laboratory Assistants with knowledge of electronics and aptitude for electrical and mechanical construction. Salary according to age and qualifications on Assistant or Senior Assistant Scientific scales; e.g. £360 maximum on entry to Assistant scale (age 25); £520 on entry to Senior scale rising to £715. A man who has completed his National Service would be preferred.

APPLY in writing to the Secretary giving details of age, education, qualifications and experience. [3486]

VACANCIES with Housing Accommodation.

ENGINEERS of Higher National Certificate or degree standard and Students of Ordinary National standard are required at our Hemel Hempstead factory for development work on servo-mechanisms and magnetic amplifiers.

PREVIOUS experience is desirable but not essential, applicants with suitable background and interested in this work should apply. Vacancies also available for Mechanical Designers acquainted with this type of work. Prospects of promotion are excellent in this new and expanding laboratory.

SUITABLE applicants will have the opportunity of renting a modern house or flat in the New Town.

WRITE, as fully as possible, stating your age, experience, to: Dept. B, Box 8269. [3600]

TECHNICIANS, Grade I (Radio), required by

EAST AFRICAN POSTS & TELECOMMUNICATIONS ADMINISTRATION on probation for pensionable employment. Salary scale (including present temporary allowance of 35 per cent of salary) £742 rising to £1,134 a year. Outfit allowance £30. Free passages. Liberal leave on full salary. Normal tour 4 years. Candidates should possess a thorough practical knowledge of the working and maintenance of modern HF radio telegraph equipment and VHF multi-channel radio-telephone equipment. G.P.O. staff should apply through departmental channels.—Write to the Crown Agents, 7, Hillbank, London, S.W.1. State age, name in block letters, full qualifications and experience, and quote M2C/32424/WF. [3582]

THE ENGLISH ELECTRIC VALVE Co., Ltd.,

Chelmsford, have vacancies for YOUNG engineers to work on radio valve design and development; applicants should be of degree standard, whilst experience of this type of work is desirable. It is not essential and otherwise suitable candidates will be considered.—Write, giving full details, quoting Ref. 497H, to Dept. C.P.S., 336-7, Strand, W.C.2. [3494]

TESTERS required for television and radio manufacturer: good rates for experienced men; N.W. London area.—Write for full particulars to Box 7628. [0032]

TELEVISION and radio engineer is required for the design and development of components including small power transformers, ability to engineer these components for mass production essential; the post carries a salary of £600/£800 p.a. and is pensionable.—Please apply, stating age, experience, etc., to Box 2 J J 9849, A.K. Advs., 212a, Shaftesbury Ave., London, W.C.2. [3540]

SOUTHERN RADIO'S WIRELESS BARGAINS

TRANSCEIVERS. Type "38" Mark II (Walkie-Talkie). With 5 valves and ready for use. Metal carrying case. Less external attachments, 30/- per set.

TRANSCEIVERS. Type "18" Mark III. Comprising Superhet Receiver and Transmitter. Two units contained in metal carrying case. Complete with 6 valves, £4/10/- per complete set.
RECEIVERS. Type "109." Built-in speaker. 8 Valves with VIBRATOR PACK for 6 volts. Contained in metal case. Perfect, £5 each to CLEAR.

TELESONIC 4-valve Battery Portable. Complete with Hivac valves in metal carrying case. Simply converted to Personal Portable, £2 per set including Conversion Sheet.

BOMBSIGHT COMPUTERS. BRAND NEW ex-R.A.F. Contains gyro, motors, rev. counters, gear wheels, etc., etc. Ideal for model makers, experimenters, etc., £3/5/- each, plus 10/- carr.
LUFBRA HOLE CUTTERS. Adjustable 3 to 3 1/2 in. For metal, wood, plastic, etc., 6/6.

RESISTANCES. 100 Assorted, all useful values, etc. Wire end, 12/6 per 100.

CONDENSERS. 100 Assorted. Mica, Metal, Tub, etc., 15/- per 100.

PLASTIC CASES. 14in. by 10 1/2 in. Transparent. Ideal for maps display, etc., 5/6.

STAR IDENTIFIERS. Type I A-N. Covers both Hemispheres, in case, 5/6.

CONTACTOR TIME SWITCHES. In sound-proof case, 2 impulses per second. Thermostatic control. Clockwork movement, 11/6 each.

REMOTE CONTACTORS for use with above, 7/6 each.

MORSE TAPPERS. ALL BRAND NEW. Standard Type ex-Govt., 3/6; HEAVY DUTY TYPE "D" completely enclosed. Solid brass on heavy base, 8/6.

MORSE PRACTICE (WITH BUZZER) SET. Mounted, 6/9. Full List of Radio Books, 2/4.

METERS, 12 Instruments. May need adjustment or with broken cases, 35/- for 12.

Packing and carriage extra.

SOUTHERN RADIO SUPPLY LTD.
11 LITTLE NEWPORT STREET
LONDON, W.C.2 Gerrard 6653

MALVYN ENGINEERING WORKS

Precision Engineers

Manufacturers of: Chassis, Small Pressings, Machined Components, Wiring and Mechanical Assemblies to specification.

Single and Production Quantities. Enquiries Invited.

100 PARK ROAD, WARE, HERTS.

Telephone: Ware 465

Introducing the:—
TYANA TRIPLE THREE



Reg. Design, No. 867884

MAKE SOLDERING A PLEASURE
SMALL SOLDERING IRON

Complete with detachable BENCH STAND 19/6

The smallest high-power soldering iron. Length only 8 1/2 in.; adjustable long bit dia. 3/16; mains voltages 100/110, 200/220, 230/250.

The "STANDARD" Popular Soldering Iron



now reduced to 14/11

Replacement Elements and Bits for both types always available.

KENROY LIMITED

152/297 UPPER ST., ISLINGTON, LONDON, N.1.

Telephone: Canonbury 4905-4663

WIRE

on $\frac{1}{4}$, $\frac{1}{2}$ & 1 lb. reels

In stock for IMMEDIATE DELIVERY

per $\frac{1}{4}$ lb. reel

ENAMELLED COPPER WIRE

swg.	price	swg.	price	swg.	price
16-18	1/6	28	2/4	38	3/3
20	1/8	30	2/6	40	3/6
22	1/10	32	2/8	42	4/3
24	2/-	34	2/10	44	5/6
26	2/2	36	3/-	46	8/9

DOUBLE COTTON COPPER WIRE

16	1/9	24	2/8	32	3/8
18	2/2	28	2/11	34	4/2
20	2/4	28	3/2	36	4/8
22	2/6	30	3/6	38	6/2

DOUBLE SILK COPPER WIRE

16	1/9	26	3/6	36	8/-
18	2/2	28	3/10	38	6/8
20	2/8	30	4/2	40	7/8
22	3/-	32	4/8	42	10/6
24	3/2	34	5/4	44	15/6

TINNED COPPER WIRE

16	1/6	20	1/10	24	2/2
18	1/8	22	2/-	26	2/4

ENAMELLED SINGLE SILK

22-20	2/6	32-34	3/9	40	7/6
24-26	2/9	36	5/-	42	11/-
28-30	3/3	38	6/-	44	17/-

INTERMEDIATE GAUGES AVAILABLE
Nickel chrome and resistance-wires available.

Orders up to £1 — Postage 1/3
Orders £1 up — Post Free

HYGRADE

WIRE CO.
Telephone: GERrard 7676
16 Gerrard Street, London, W.1.

CASCADE TYPE T/V PRE-AMPS

Manufactured specially to suit fringe and ultra fringe conditions. In use at 140 miles north of Kirk O' Shotts (check our position) and giving good reception over Scotland's Grampian Mountains. High efficiency twin triode, grounded grid circuit giving high signal to noise ratio on all channels. Built-in power pack for 200-250 v. A.C. Black crackle steel case. State your channel.

Complete £5.50 Post Paid
ELECTRO-ACOUSTIC LABS.
Tain, Ross-shire, Scotland

SITUATIONS VACANT

A. V. ROE & Co., Ltd.,

WOODFORD Aerodrome, Cheshire. HAVE vacancies in their newly formed WEAPONS Research Division. AERODYNAMICISTS.

WITH Honours Degree in Physics, Mathematics or Engineering and at least two years' experience are required to work on an aerodynamics group on aerodynamic theory and analysis of new weapon projects. Candidates should be familiar with supersonics.

MATHEMATICIANS. WITH Honours degree to work on fluid dynamics and studies of control systems; a knowledge of numerical mathematics would be an advantage.

ELECTRONIC Engineer. A graduate with research and development experience in electronics or with electro-mechanical devices.

GOOD salaries and prospects. PENSION and life assurance scheme. APPLY giving full particulars of academic training and experience to:—

A. V. ROE & Co., Ltd., WEAPONS Research Division, WOODFORD, Cheshire.

[3539

WIRELESS Station Superintendents required by the NIGERIA Posts and Telegraphs Department for one tour of 18 to 24 months in the first instance. Option of appointment (a) on temporary terms with salary scale (including Ex-patriation pay) £264 rising to £1,392 a year. Gratuity at the rate of £100/£150 a year, or (b) with prospect of pensionable employment with salary scale (including Ex-patriation pay) £750 rising to £1,175 a year. Outfit allowance £60. Free passages for officer and wife. Assists towards cost of children's passages or grant up to £150 annually for maintenance in U.K. Liberal leave on full salary. Candidates must have had wide practical experience of modern radio techniques and equipment, in particular V.H.F. equipment and preferably also V.H.F. multi-channel equipment.—Write to the Crown Agents, 4, Millbank, London, S.W.1. State age, name in block letters, full qualifications and experience and quote M2C/30086/WF

[3623

WIRELESS station superintendent required by the GOLD COAST GOVERNMENT POSTS & TELECOMMUNICATIONS DEPARTMENT for two tours of 18 to 24 months in the first instance. Consolidated salary scale £990 rising to £1,230 a year. Gratuity at the rate of £100/£150 a year. Outfit allowance £60. Liberal leave on full salary. Free passages. Candidates should possess C. of Certificate in Telecommunications (Radio) or C. and Gds. Certificates Radio III and IV equivalent, and have had three years' experience in two or more of the following fields:—V.H.F. link systems; H.F. communications systems; frequency shift keying and teleprinter maintenance; V.H.F. and H.F. cathode ray direction finding system; aeronautical navigation aids (ground); manufacture of light engineering equipment; candidates from the British Post Office should apply through departmental channels.—Write to the Crown Agents, 4, Millbank, London, S.W.1. State age, name in block letters, full qualifications and experience and quote M2C/29100/WF. [3581

RADIO (Meteorological) Mechanics required by METEOROLOGICAL Office. Qualifications: Basic knowledge of radio and radar and experience in maintenance/operation of radar equipment, including oscilloscopes. Successful applicants serve in United Kingdom and overseas. Commencing London salary £45 at age 25 or over rising annually to £540 subject to deductions for each year below age 25. Provincial salary £20 to £30 lower. Overtime, night duty allowance, etc.—Apply at any Employment Exchange quoting Borough 831. [3602

ST. CRISPIN HOSPITAL, Duston, Northampton. ELECTRO-Encephalography Recordist, Grade 1, required at the above hospital for Mental and nervous disorders, for a new E.E.G. department to be opened in the near future. The hospital has 1,250 beds and is situated three miles from Northampton. Whitley Council Scales and conditions. Excellent social amenities. APPLICATIONS giving full details and names of two referees to the Physician Superintendent within fourteen days of the appearance of this advertisement. [3238

A. H. HUNT (CAPACITORS), Ltd., require the following technical staff: SENIOR assistants with qualifications in Chemistry or Physics.

ALSO JUNIOR laboratory assistants for development and process control work on paper, ceramic and electrolytic capacitors.—Apply in writing to: The Personnel Manager, A. H. Hunt (Capacitors), Ltd., Bendon Valley, Garratt Lane, S.W.18. [3506

RADIO and television engineer for general service work required by old-established dealer holding all main agencies; only applicants quick at fault finding and fully experienced can be considered; suitable house for living accommodation will be provided; start-up experience and salary required, with fullest particulars. A. E. HUGHES & SONS, 28, Clarence Place, Newport, Mon. [3574

THE LATEST

Armstrong

RADIOGRAM CHASSIS

The F.C. 48



Price

£23/18/- (inc. P.T.)

- ★ 8 VALVES including 2 double Triodes
- ★ 8 WATTS output from push-pull tetrodes
- ★ NEGATIVE FEEDBACK—20 db
- ★ Provision for F.M. adaptor
- ★ Independent BASS and TREBLE lift and cut controls with unique THERMOMETER VISUAL INDICATOR
- ★ 4 WAVE ★ Magic eye tuning

Other chassis in our comprehensive range are:—

RF41, 10 valve, 4 wave, £31/19/8 (inc. tax)
EXPL25C, 14 valve, 5 wave, £49/10/- (inc. tax), and two specially designed export models.

The TWIN Radiogram



★ ONLY

57

GUINEAS

inc. tax

★

● 8 VALVES

● TWIN 10 Speakers

● 3 Speed Autochanger

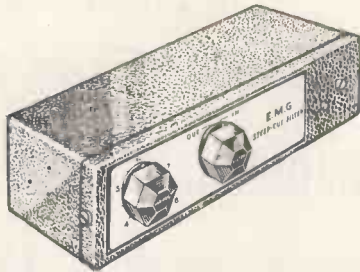
● ARMCHAIR CONTROL by unique "hopper" arrangement.

Our Showroom at the address shown below is open daily from 9 a.m. to 6 p.m. (Saturdays 5 p.m.) and we are always delighted to demonstrate any of our models or supply any information regarding them. If unable to visit us please send for the specifications you may require to Dept. W.N.

ARMSTRONG WIRELESS & TELEVISION CO. LTD.

WALTERS ROAD, HOLLOWAY, LONDON, N.7

Telephone: NORTH 3213/4



E.M.G. INFINITELY VARIABLE STEEP-CUTTING FILTER

No other filter combines all the advantages of this model which are, briefly, to cut response above any desired level between 4,000 and 8,000 c.p.s. at an average steepness of 30 db per octave, easy fixing (connects between 15 ohm speaker and amplifier output), robust construction, no distortion or appreciable loss of volume and cannot introduce hum. Recommended for reducing surface noise on '78' records, cutting 'edge' on some L.P. records, and eliminating high pitched interference on radio.

Price £4/10/-. Leaflet on request
Trade Enquiries Invited.

E. M. G. HANDMADE GRAMOPHONES LTD.
6, Newman St. London W.1. Museum 9971

Purchase or hire your
'VORTEXION TAPE RECORDER'
& ASSOC. EQUIPMENT FROM
GRIFFITHS HANSEN (Recordings) LTD.
32/33 GOSFIELD ST., LONDON, W.1.
MUSEUM 0642/2771.

STABILISED POWER UNITS

Boldre Series

Input: 80-240 v, 50-1500~
Outputs: 150-500v, 100 watts, 300 m.a.
Subsidiary independent outputs to choice.
Price: from £59-10-0
Skeleton model £44-0-0

NEWTOWN INDUSTRIES, Lymington, Hants
Electronic Engineers and cabling constructors

TELETRON SUPER INDUCTOR COILS

WITH MINIATURE DUST CORES

TRANSISTOR COILS

of high Q.

Triple wound for max.
Selectivity

HMX. 200-550. M. 3/-. HLX. 1000-2000. 3/6.
HAX. 200-550. M. 3/-. for Xtal diodes.
TRF. Dual wave. A/HF. 7/- Matched pairs.
(as illustrated)

Stamp for complete list & circuits.

THE TELETRON CO.,
266, Nightingale Road, London, N.9.
HOW. 2527

Trade enquiries to sole distributor. **SAM MOZER**
95, Kendal Avenue, N.18. Edm. 7707



SITUATIONS VACANT
HIGHLY qualified glass technician required by:—
THE ENGLISH ELECTRIC VALVE Co. Ltd., Chelmsford, for small laboratory production of special glasses; some years' experience in actual manufacture of glasses as well as academic qualifications.—Apply, quoting Ref. 4973, to Dept. C.P.S., 336-7, Strand, W.C.2. [3493]

FULHAM and Kensington Hospital Management Committee.
METROPOLITAN Ear, Nose and Throat Hospital at St. Mary Abbots Hospital, Marlow Rd., Kensington, W.8.
HEARING Aid technician required.
NATIONAL salary scales and conditions.
APPLICATIONS giving full particulars should be made to the Hospital Secretary (W.W.32), immediately. [3504]

MINISTRY of Supply, Radar Research Establishment, Malvern, Worcs. requires **ELECTRICAL Engineers and Physicists** for research and development work on radio and electronic equipment. Work ranges from fundamental research on circuitry and physics of the solid state, to devising and developing. In collaboration with Industry, electronic devices for the Army, R.A.F. and Naval Aviation. There is ample scope for initiative and originality over a very wide field concerned mainly with electronics. Qualifications: 1st or 2nd class honours degree or equivalent in Physics or light Electrical Engineering. Salary within Scientific Officer range £445-£815. Women somewhat less. F.S.S.U. benefits may be available.—Application forms from M.L.R.S., Technical and Scientific Register (K), 26, King Street, London, S.W.1, quoting A 267/54A. Closing date 15 November, 1954. [3501]

MITCHAM WORKS, Ltd., have vacancies for: **TECHNICAL ASSISTANTS** able to carry out without close supervision, measurements on Radio and/or Television receivers and associated components. These posts offer excellent opportunities for young men to enter the Factory Laboratory of a leading receiver manufacturer. **COMMENCING salaries** in accordance with age, experience and qualifications. Candidates, who should have academic qualifications to the standard of H.N.C., should apply in writing to the Personnel Officer, Mitcham Works, Ltd., New Rd., Mitcham Junction, Surrey, quoting reference G.1. [3503]

A commencing salary of up to £1,000 per annum is offered to **ENGINEERS and designers** with suitable qualifications for highly specialised design and development work in the design of mass produced electronic equipment; the unique aspect of these positions is that a long term future is assured regardless of the international political situation; please reply giving full details of qualifications and experience to—Box 7696. [3458]

FERRANTI, Ltd., of Wythenshawe, have a number of vacancies for technical assistants in the following fields of investigation:—**HYDRAULIC control mechanisms and Servos. GYROS. RELAYS and electro-mechanical instruments. EXPERIMENTAL vibration testing. MICRO-WAVE systems. R.F. circuits. PULSE circuits.** **APPLICANTS** should hold a degree or Higher National Certificate in electrical or mechanical engineering.

THE work would be of particular interest to men completing National Service in technical branches of the Services. The appointments would be to the permanent staff of the company and offer the prospect of interesting work in modern well-equipped laboratories opened in South Manchester within easy reach of residential districts. **THE** company operates a staff pension scheme. **APPLICATION** forms from Mr. T. J. Lunt, Staff Manager, Ferranti, Ltd., Hollinwood, Lancs. [3403]
PLEASE quote reference WTA.

WANTED by a large garage in Midlands, wireless mechanic; experienced men only need apply stating wages required.—Box 8140. [3571]

TV service manager required, must be first-class engineer, used to visual alignment and good organizer; salary £750 p.a. plus expenses.—Tel. for interview. Rav. 9603. [3568]

FULLY exp. T/V engineers read., must drive, very progressive post; top rates.—Apply E. Coyne, 120, Ladbrooke Grove, W.10. [3546] 1947.

LEADING Brighton dealers require competent television/radio service engineer with at least 5 years' experience in retail trade; super-annuation/pension scheme. **LYON & HALL, Ltd.**, 92, Western Rd., Brighton, 1, Sussex. [3535]

ELECTRONIC instrument draughtsmen wanted for expanding old-established business; experience V.E.I.P. and R.F. test equipment desirable, age 25-40, salary according to experience and qualifications.—Apply Box 8126. [3554]

REPRESENTATIVE required for two associated small companies covering electro-mechanical engineering as applied to electronic equipment and transformers; S.W. London area.—Write, stating previous experience and suggested manner of remuneration, to Box 8047. [3531]

Excellence in design..

Specialists in Sub-miniature Telecommunication Components

AIR DIELECTRIC TRIMMERS 70pF

Illustration (approx.) actual size



Type approved Cat. A No. 464

12 Vane type 500 Volts
Width 16.5mm Length 22mm
Height 19mm Insulation 10,000 meg. s.
Power Factor less than .001
Temp. Coeff. 50 parts/million/°C

OXLEY

DEVELOPMENTS CO. LTD.
ULVERSTON, NORTH LANCs

Tel: ULVERSTON 3306

Chassis, Cases and all metal fittings made to specification for the Radio and Electronic Industry.

STAR METAL PLATE WORKS
74 CHURCH Rd., BARNES, S.W.13
Tel: RIV 6673/4

TR1154/55 RECTIFIERS

Input:—200/250v., 50~S.P. Output:—6.3v. 13A.—220v., 110m.a.—1200v., 200m.a.
NEW CONDITION—TESTED—GUARANTEED
£17-10-0 per set. Carriage extra.

A. J. WHITTEMORE (Aeradio) LTD.
Croydon Airport Surrey Tel: Croydon 5791, 4383, 7744
Gram: Aeradio, Croydon.

EXECUTOR'S SALE:

Exors must sell contents of experimental workshop, including: 5in. motorised lathe s.c. and s.a. with all equipment (as new); bench drilling machine; bench grinding and polishing machine; compressor with receiver, gauges and pipe line, all motorised 230/250 v. A.C. single phase; hand tools, measuring instruments and gauges, sets of twist drills, tap, dies etc.; large quantity electrical and electronic equipment including an oscilloscope, volt and amp. meters, milli amp meter etc., megger, avo meters etc.

To be disposed of in one lot for about £250.

List available.

Phone Walton-on-Thames 5047

PHEW!

THE earth is whizzing around on its own axis at about 1,000 m.p.h. At the same time it is flying around the sun, in a different direction, at a speed of 68,000 m.p.h. The sun, however, is moving within the Galactic System at a speed of about 43,000 m.p.h. in still another direction. It so happens, too, that our Galactic System is rotating on its own axis as well, in which the sun's speed is roughly 600,000 m.p.h. And the Galactic System itself is hurtling through Space at a speed of about 350,000 m.p.h., and

. . . only goes to show! However, don't worry—invest the modest sum of 2/6 and settle down with

†RODING'S HOME CONSTRUCTORS HANDBOOK

Printed on the finest glossy art paper, it contains large blueprint circuits, parts lists and technical descriptions enabling you (yes, YOU) to build any or all of the following high-class equipment.

- ***3-VALVE 3-BAND SUPERHET FEEDER UNIT.
- ***4-VALVE 3-BAND SUPERHET "NORM./HI-FI/GRAM." FEEDER.
- ***4-VALVE 3-BAND A.C. SUPERHET. ("CORONET.")
- ***5-VALVE 3-BAND A.C. SUPERHET.
- ***5-VALVE 3-BAND A.C./D.C. SUPER.
- ***6-VALVE 3-BAND A.C. SUPERHET.
- ***6-VALVE 3-BAND A.C./D.C. SUPERHET.
- ***3-VALVE 2-BAND T.R.P. SUPER QUALITY FEEDER WITH BASS/TREBLE CONTROLS, ETC.
- ***FEEDER AMPLIFIER AND POWER PACK WITH NFB.
- ***MAGIC EYE TUNING INDICATOR.
- ***SIGNAL TRACER A.C.
- ***5-WATT QUALITY AMPLIFIER A.C. WITH VARIABLE NFB.
- ***10-WATT PUSH-PULL QUALITY AMP., A.C. WITH VARIABLE NFB.
- ***SIGNAL GENERATOR, A.C., ETC., ETC.

also

Set Building and Servicing Hints, Facts and Formulae, Resistance Colour Code, Symbols, etc., etc., and our current Catalogue.

We can supply FREE FULL SIZE working drawings (see Handbook for full details), for the above and nothing is left to chance. All parts supplied by us are fully identified and our tuning units are completely pre-aligned, and sealed.

YOU REQUIRE NO TEST GEAR!

†Also obtainable at leading bookellers and component stockists.

RODING LABORATORIES
(DEPT. WW1)
BOURNEMOUTH AIRPORT
CHRISTCHURCH, HANTS

YOUR METER DAMAGED?



Leading Electrical Instrument Repairers to the Industry

Contractors to The Ministry of Supply and General Post Office Repairs by skilled craftsmen of all makes and types of Voltmeters, Ammeters, Microammeters, Multirange Test meters, Electrical Thermometers, Recording Instruments, etc. Quick deliveries—for speedy estimate send defective instruments by registered post to—

L. GLASER & CO.

Electrical Instrument Repairers
96-100 ALDERSGATE STREET, E.C.1
(Tel.: MONARCH 6822)

SITUATIONS VACANT

RADIO/Television Engineer wanted. Accommodation available.—Write, with particulars of experience, to Hallahans, Ltd., Kingsbury Square, Aylesbury. [3482]

TELEVISION/radio service engineers required; workshop experience and driving essential; apply in writing.—Service Manager, MOONS, 1, Queen Anne Terrace, Plymouth. [3466]

SALES engineer, qualified in public address equipment, prepared to travel, car owner, good salary and expenses.—Write Magneta Time Co., Ltd., Export Division, Leatherhead, Surrey. [3584]

RADIO and/or television engineer required for bench and outside repairs, driver; references, age, experience, salary expected.—Field's Radio, Ltd., 52, Hall Gate, Doncaster. [3542]

BRITISH INSULATED CABLES, Ltd. invite applications for the undermentioned vacancies with their Telecommunications Engineering Department at Prescott. **TECHNICAL assistant** for the preparation of technical recommendations and the evaluation of tenders, etc. A capacity for clear exposition is essential and the successful candidate must become familiar with a wide technical field which will require Higher National or degree standard in Electrical Engineering. **TECHNICAL assistant** to undergo training in telephone cable design and allied work which will involve considerable responsibility and judgment. Minimum qualifications, National Certificate or equivalent in Electrical Engineering.

APPLICATIONS quoting reference No. P/50/54 should be submitted in writing to: THE Staff Officer, Prescott, Lancs. [3423]

SENIOR Test Equipment Development Engineers are invited to apply for positions arising in expanding electronic section of the General Electric Co., Ltd., in the south.

APPLICANTS should have a good technical electronic background and previous experience in the development of production test equipment for complete equipments.

THE salary paid will be in accordance with experience and ability. Assistance with house given and superannuation scheme exists.—Full details of experience should be submitted, quoting reference WJS/TE, to the Employment Manager, The General Electric Co., Ltd., Brown's Lane, Allesley, Coventry. [3620]

A VACANCY exists for an engineer to take charge of an expanding department engaged on the testing of a wide range of electronic equipment, applicants should have the following qualifications:—

- (a) ABILITY to organize and control staff.
- (b) A sound technical background with, preferably, a H.N.C.
- (c) EXPERIENCE of V.H.F. and pulse technique.
- (d) EXPERIENCE of A.I.D. and I.E.M.E. procedure an advantage.

SITUATED within 30 miles London.—Apply Box 8128. [3558]

FULLY qualified TV engineer required; top makes held; good wages paid; accommodation can be arranged if necessary.—Apply, giving particulars of salary required, to Victor Freed, Ltd., Aberdeen. [3485]

ELECTRICAL SERVICE (EDGWARE), Ltd., have a vacancy for a service engineer familiar all types radio and TV; good position, conditions and wages; references.—117, Edgware Rd., W.2. Pad. 2342. [3310]

TELEVISION Field Service Engineers. Basic salary £12/10 per week. Only competent, fully experienced men should apply.—Leytonia Radio, Ltd., 828, High Rd., Leyton, E.10. Ley. 1396. [3502]

TECHNICIANS required for maintenance and repair of radar, predictors and anti-aircraft artillery in various locations in Lancashire, Cheshire, the Midlands, South and Mid-Wales.

TWO grades of appointment are available:—
(a) TECHNICAL assistants Grade III; salary £510 rising to £640 per annum.

(b) TELECOMMUNICATION mechanics and electricians; weekly wage £7/7 plus up to £1/10 according to ability.

FOR posts (a) O.N.C. City and Guilds or equivalent qualification is desirable; for posts (b) several years' service or civilian experience of electronic equipment repair is required; in the Liverpool area there is a vacancy for technical assistant Grade III with specialist knowledge of CI and IC engine maintenance and a technical assistant Grade III with experience of heavy anti-aircraft or naval armament.


APPLY A.D.M.E. H.Q. 4 A.A. Group, Peninsula Barracks, Warrington, Lancs. [3580]

TELEVISION cathode ray tube repairing company requires technician fully conversant with all branches of tube gun assembly. Good salary and commission; also 2 men able to assist.—Box 7749. [3479]

TRANSFORMER designer, male, for small transformers, etc. of all types up to 5 kVA; experience of A.I.D. and Govt. specs and estimating an advantage; old-established manufacturers on south coast.—Apply Box 7740. [3472]

DESIGNER-DRAUGHTSMAN, age 25-35, with experience modern instrumentation, post offers advancement in expanding organization handling electronic and nuclear equipment, salary according to qualifications.—Apply Box 8125. [3553]

They are too good and last too long



"I hope," said one of our customers, after giving us a more lavish amount of praise than usual, "that this letter will not induce you to lower your standards on the grounds that your transformers are too good and last too long."

A swelled head is not one of our afflictions, and the compliments have precisely the opposite effect.



SAVAGE TRANSFORMERS & DEVIZES LIMITED
Nursted Road, Devizes, Wilts.

Tel.: Devizes 932

THE INSTRUMENT MODEL

Specially designed for soldering operations in the compact assemblies used in present day radio, television and electronic industries. Weight 3½ oz. excluding flexible. Length 9 in. 25 Watts—200/220 volts

LIST No. 625

19'8d



Interesting features

1. Bit 1/8" diameter, simple to replace.
2. Steel cased element, also replaceable.
3. Detachable hook for suspending iron when not in use.
4. Moulded two part handle, remains cool in use.
5. Six ft. Henley 3-core Flexible.

HENLEY SOLON
ELECTRIC SOLDERING IRONS

W. T. HENLEY'S TELEGRAPH WORKS CO. LTD.
51/53, Hatton Garden, London, E.C.1.

LOCKWOOD

makers of
Fine Cabinets

and woodwork of every description for the Radio and allied trades

LOCKWOOD & COMPANY
Lowland Rd., Harrow, Middlesex. Byron 3704

THE
DESIGN and DEVELOPMENT
of specialised equipment for
Research and Industry.
DUN-SOBIESON ELECTRICAL CO.,
17 Victoria Gardens, London, W.11. Park 6636

HIGH GRADE TRANSFORMERS

FOR ALL PURPOSES
SINGLY OR IN QUANTITIES
TO YOUR SPECIFICATION
VARNISH IMPREGNATED
BAKED WINDINGS
WITH OR WITHOUT TAG PANELS
GOOD DELIVERIES

Our rewind dept. will handle your repairs promptly and efficiently

P. HOWORTH
(Dept. W.W.)
51 POLLARD LANE BRADFORD
Tel.: 37030

SITUATIONS VACANT

SEMI-CONDUCTORS.—The following personnel are required for development of new types of translators and other semi-conducting devices; Improvements of existing types and development of methods of manufacture.

DEVELOPMENT engineers, for work on development and engineering control of production of semi-conducting devices; qualifications: science or engineering degree, preferably with factory experience.

EQUIPMENT engineers, for development of equipment for assembly and testing; qualification: engineering degree or H.N. certificate, preferably with factory experience.

DRAUGHTSMEN, for jig and tool design and machine layout work.

RADIO mechanics, for building, calibration, and servicing of test equipment including V.H.F.

APPLICATIONS stating age, qualifications and previous experience.—The Superintendent, British Thomson-Houston Co., Ltd., Luttermouth. [3459]

APPLICATIONS are invited from persons with production experience in the Radio Components industry for a supervisory position in a large and expanding company in south London.

THE position requires a person with good technical background and a practical outlook; able to deal with varied production problems in co-operation with existing staff.

THE post is pensionable and offers excellent prospects to the right man.

WRITE, giving full particulars and salary required, to Box 7914. [3505]

RADIO service mechanics required by Smiths (Radiomobile), Ltd., for many parts of the country.—Write details of experience and qualifications to Personnel Officer, Goodwood Works, North Circular Rd., London, N.W.2. [0342]

SHORT BROTHERS & HARLAND LIMITED have vacancies in their Research Department for the following additional staff to work on guided missiles and other interesting military and commercial projects:—

MECHANICAL Section.—Senior engineers, engineers and technical assistants to develop hydraulic and pneumatic servos, precision mechanical devices, etc.

ELECTRONICS Section.—Senior engineers, engineers and technical assistants to work on computing, navigational and servo systems.

ELECTRO-Mechanical Section.—Engineers and technical assistants to develop small electromagnetic devices, navigational instruments, etc.

QUALIFICATIONS.—Senior engineers, Honours Degree plus at least five years' good engineering development experience; engineers, University Degree or equivalent, with several years' experience of development work; technical assistants, H.N.C. or equivalent, with good practical experience in appropriate field.

THESE are permanent positions in an expanding organization; good salaries and prospects for men with initiative; pension scheme, assistance with housing.—Send full particulars of age, qualifications and experience, with salary required, to Short Brothers and Harland, Ltd., Castlereagh Factory, Belfast, quoting Ref. No. E9. [3267]

DRAUGHTSMAN required for interesting work on mechanical layout of electronic equipment; small progressive firm near Southampton; write, stating age, experience and salary required.—Box 8204. [0251]

RADIO engineer required, experienced in design and development of mobile radio equipment; small, progressive firm near Southampton; state qualifications, experience and salary expected.—Box 8205. [0263]

PYE, Ltd., require experienced development engineers for radio receiver development in Cambridge, salary according to qualifications.—Apply Personnel Department, Pye, Ltd., St. Andrew's Rd., Cambridge. [3521]

THE GENERAL ELECTRIC Co., Ltd., have a vacancy for an Assistant Chief Inspector (mechanical) in their new factory in southern England to produce high grade precision light engineering components.

APPLICATIONS are invited from men under 45 who possess considerable initiative, administrative ability and experience of the machining and assembly of precision work.

EXPERIENCE of the control of inspection staff is essential; salary will be paid according to experience and ability; arrangements for superannuation and housing exist.

WRITE full details of experience and age, quoting ref. WJS/AOI Mech., The Employment Manager, The General Electric Co., Ltd., Brown's Lane, Allesley, Coventry. [3521]

PILOT RADIO, Ltd., require senior design engineers for radio and television development, preferably those able to work on own initiative, with knowledge of modern production methods.—Apply Park Royal Rd., N.W.10. [3522]


OLD-ESTABLISHED dealers of high reputation holding every leading agency, require additional radio and television engineers; top salary and permanency offered to first-class applicants.—E. P. Fox, Ltd., East Molesey, Surrey. [3596]

PRODUCTION Engineer required with experience of press tooling and assembly line fixtures connected with radio industry, injection moulding experience an advantage; permanent position; pension scheme; apply with full particulars to—Personnel Manager, Vidor-Burndept. Ltd. Erith, Kent. [3591]

DIRECT FROM THE MANUFACTURER

Dulci Radio/Radiogram Chassis

A/C 100-120 & 200-250 VOLTS. All chassis 11½ in. x 7 in. x 8½ in. high. Latest type valves 6BE6, 6BA6, 6AT6, 6BW6, 6X4. Flywheel tuning. Negative feedback over entire audio section. Engraved knobs. 3 Tone position for Radio and Gram.



FULLY GUARANTEED

Model B3, Long, Med., Short (5 Valves)	£12. 12. 0
B3 Plus Push Pull Stage (6 Valves)	£15. 15. 0
B3 Double Feature P/Pull & RF Stage (7 Valves)	£18. 18. 0
Model B6 Six Wavebands Med, L, 4 Short (Bd-Spread)	£15. 15. 0
B6 Plus Push Pull Stage (6 Valves)	£18. 18. 0
B6 Double Feature P/Pull & RF Stage (7 Valves)	£23. 2. 0

ALL PRICES TAX PAID. Escutcheon for 9 in. x 5 in. dial, 4/9 extra. Matching speakers P.M. type 3 ohms 8 in or 10 in available. Money back guarantee. Free particulars from the Manufacturers.

THE DULCI CO. LTD.
97 VILLIERS ROAD, LONDON, N.W.2
Telephone: Willesden 7778

BRADMATIC

HIGH CLASS
TAPE RECORDING EQUIPMENT
HEADS, DESKS, TAPE, ETC.

Send for lists

BRADMATIC LTD.
STATION ROAD, ASTON, BIRMINGHAM 6
Telephone: East 2881-2

ARIEL SOUND

Professional Recording Engineers
Public Address Equipment
Electronic Design, Manufacture and Repair
(Please refer to Repairs and Services Section for details of some of our services.)

57 LANCASTER MEWS, LONDON, W.2
Telephone: Paddington 5092

REP HIGH GAIN COILS

Dual Range Miniature Crystal Set Coil with Circuit. Type DRX1 2/6
Dual Range Coil with Reaction with 2 mains and 2 battery Circuits. Type DRR2 ... 4/-
Matched Pair Dual Range T.R.F. Coils with Reaction; with battery and mains circuits. Type DRM3 ... Pair 8/- (Regd. Design)



★ All Coils wound on Low-loss Formers
★ Individually Tested and Guaranteed
★ Trade 3d. on all Orders. ★ Products Supplied
RADIO EXPERIMENTAL PRODUCTS LTD
33, MUCH PARK STREET, COVENTRY

"AUTOMAT" CHARGERS and D.C. from A.C. POWER PACKS as supplied to Ministries, Airline Co.s, etc., up to 350 watts output. Correct design, best materials and workmanship. Selenium Rectifier Stacks, S.T.C., Westalite, G.E.C., etc. 40 ma. to 10 amp., 2 v. to 400 v. with or without transformers.

"AUTOMAT" SELF REGULATING CHARGERS "Export" model as illus. for 6 v./12 v. 5 amp., using S.T.O. selenium rectifier, damp-proof, ultra reliable, wt. 16lb. for 215/245 v. A.C., £8/5/-, carr. 4/6 extra. Gtd. 12 months. Also our well known 12 v. 3 amp. charger with protective ballast and glow indicator, 69/6, ditto, 6 v. 3 amp./12 v. 2 amp., 69/6, ditto, 12 v. 1 amp., 42/6, postage 1/10, wt. 8lb.

FOOLPROOF CHARGER KITS. Genuinely trouble free and ultra reliable. As sold for 11 years through "W.W." with full data sheet and instructions. No. 1 Kit. Westalite 3 amp. rectifier, 65 watt tapped, impregnated trans., ballast bulb, for 2 v., 6 v., 12 v. charger, all rectifier tubes eliminated, 42/-, p.p. 1/10. Handsome steel case, ready punched, louvred, enamelled, 12/6. No. 1A Kit. 3 v. rectifier, 65 watt trans., ballast res., ammeter for 2 v., 6 v., 12 v., 3 a., 52/6. p.p. 1/10. No. 2 Kit. 12 v. 2 amp. rect., 45 watt trans., ballast/indicator bulb for 2 v., 6 v., 12 v. charger, 35/6. Case 12/6. p.p. 1/10. Wt. 8lb. W case. Minor Kit 6 v./12 v. 1 amp., 25/-, p.p. 1/10, case 12/6 extra. Senior Model, for 6 v./12 v. at 4 to 5 amp., 12 v. 5 amp. S.T.C. rect., 85 watt trans., ballast bulb, 64/-, p.p. 2/- Slider Kit, 120 watts trans., 14 v. 6 amp., large finned type rect., slider res., high grade ammeter, wt. 17lb. for 6 v./12 v. charger, 42/13/-, carr. 4/-

SELENIUM RECTIFIERS, new stock not surplus, best makes 2 v./6 v. 0.5 a., 2/9, 1 a., 4/-, 2 a., 7/6, 4 a., 15/-, 12 v. 0.5 a., 5/-, 1 a., 7/6, 2 a., 9/6, all p.p. 6d. 12 v./14 v. 3 a. to 3.4 a., 15/6, 6 a., 27/-, Large finned 6 a., 32/-, p.p. 10d. 24 v. 50 mA., 2/9. 24 v. 0.3 a., 9/-, 1.5 a., 15/-, 3 a., 27/-, 6 a., 42/-, 8 a., 62/-, all p.p. 10d. 60 v. 1 a., 24/-, 2 a., 47/-, 230 v. 1 a., 87/-, p.p. 1/6. H.T. rectifiers, 120 v. 80 mA., R.M. 2, 3/4, 135 v. 30 mA., 5/6, 250 v. 60 mA., 7/-, 250 v. 100 mA. bridge, 14/6, all p.p. 6d. Many other L.T. and H.T. types in stock.

CHAMPION PRODUCTS

43, Uplands Way, LONDON, N.21. Phone LAB. 4457.

"LAFCO"
EASY PAYMENT GUIDE
LOOK FOR US EVERY MONTH
HERE

"WOLF" SOLDGERUNS.

TYPE 51. Automatic soldergun; supplied complete with 2 reels of solder (one acid cored, one resin cored), in chrome finish. £2/19/6 cash or deposit and 8 monthly payments of 7/4.
TYPE 81. For extra heavy work. 16 oz. bit. Chrome. Cash price and terms as type 51.
TYPE 71. For medium to heavy work. Cash £1/12/6 or deposit and 8 monthly payments of 4/-.
TYPE 31. For fine instrument work. Cash £1/10/- or deposit and 8 monthly payments of 3/8.
Other types available from 25/- to 30/6. All available on easy terms. Send for leaflets, etc.
HENRY BOLTON SOLO, LITESOLD Solderguns and Irons, etc., also available. Send for leaflets.

TEST EQUIPMENT.

AVO. Model 8 meter, £23/10/- cash or deposit and 8 monthly payments of 57/6.
Model 7 meter, £19/10/- cash or deposit and 8 monthly payments of 47/8.
Universal Avomitor, £10/10/- cash or deposit and 8 monthly payments of 25/8.
D.G. Avomitor, 25/5/- cash or deposit and 8 monthly payments of 12/10.
AMPLION Test Meter, 25/19/6 cash or deposit and 8 monthly payments of 14/8.
PULLIN Series 100, £11/11/- cash or deposit and 8 monthly payments of 28/3.
We also stock Burgess Vibro Tools, Sprayers, B & D Equipment, Bridges Elec. Tools, Wolf Tools, etc.
If you do not see the item you require please do not hesitate to write us. We will quote you our terms on receipt of full information. Send your remittance to **DESK 73, LAFCO COMPOUNDS LTD., 3, CORBETTS PASSAGE, ROTHERHITHE NEW ROAD, S.E.16.**
BERmondsey 4343.

SITUATIONS VACANT

EXPERIENCED radio and television service engineers required for bench work; congenial conditions; good rate of pay.—Northern Lights, Ltd., 370, Cricklewood Lane, N.W.2. Tel. Speedwell 4262.

ELECTRONIC engineers.—E. K. Cole, Ltd., E Southend, have vacancies in their electronics department for development engineers.—Apply stating age, qualifications and experience, to Personnel Manager. [3518]

TELEVISION service engineer for London district business of good standing; driving experience essential; good position for capable man with high standards of service; state age and details of experience.—Box 8255. [3593]

TELEVISION engineer, able to drive, reqd. by leading dealer holding all main agencies; must be first-class engineer, salary £625 per annum; accommodation will be available if required.—Apply, giving experience, to Box 7582. [3433]

ENGINEER or science graduate to take full responsibility for a production unit combining physics and chemical processes; also to work on improvement of process.—Please apply Painton & Co., Ltd., Kingsthorpe, Northampton. [3510]

AN outstanding opportunity exists for an Assistant Chief Inspector (Electrical) of a large established company in a new factory situated near the south coast. This will be concerned with the production of modern electronic equipment.

MEN under 45, possessing experience of radar techniques administrative ability and considerable experience in the control of test department please apply.
The salary paid will be commensurate with ability and past experience in a similar position.

HOUSING and superannuation arrangements exist.
REF. "WJS/ACI/Elec." The Employment Manager, The General Electric Co., Ltd., Brown's Lane, Allesley, Coventry. [3630]

VACANCIES exist in the Liverpool and Wirral area for technicians with experience of radar, predictors, or similar electronic equipment. Wages commencing £7/7 per week.—Apply 4 MURA, Bluebell Lane, Huyton, Liverpool. Tel. Huyton 3261. [3489]

ASSISTANT Buyer, Electronic Instruments, Ltd., Richmond. Experience in electronic equipment essential; duties will include production, planning and progressing; age 25-30; with apt applications giving qualifications, experience and salary. [3586]

LABORATORY assistant required for making up prototype test equipment, applicants must have a keen interest in radio and electronics.—Apply: Hatfield Instruments, Ltd., 175, Uxbridge Rd., Hanwell, London, W.7. Tel. Ealing 0778/9857. [3570]

EXPERIENCED engineers required for design of electronic instruments for aircraft, marine and industrial applications, salary £200 to £1,000, housing assistance.—Apply Simmonds Aerocessories, Ltd., Treforest, Pontypridd, Glamorgan. [3516]

TRAINEE television service engineer required by old-established London retail radio and electrical business; good opportunity for keen man with aptitude for this work; driving experience essential; state age and details of career.—Box 8254. [3592]

SENIOR designer, capable handling all aspects design/development sound amplification equipment for industrial or Service requirements; substantial salary and position in expanding organisation.—Full details career to Box 8201. [3578]

A SENIOR Engineer is required by a firm of electronic instrument manufacturers in Surrey; applicants must have had wide practical experience together with first class knowledge of theory; this job will suit the right man.—Box 8340. [3624]

SERVICE Engineer required with a knowledge of radio and electricity, must be able to drive; this position is suitable for a young man who has completed his National Service, preferably with technical training.—Radio Heaters, Ltd., 46, Gray's Inn Rd., London, W.C.1. [3622]

SENIOR electronic engineer with sound technical knowledge and experience required for development of domestic television and F.M. receivers and components; state age, experience and salary.—Raymond Electric, Ltd., Brent Crescent, North Circular Rd., N.W.10. [3461]

DRAUGHTSMEN, aged 22-25 years, required for mechanical and electronic work, must be neat and accurate and capable of making production drawings from original sketches and ideas; experience in the drawing of circuits and diagrams would be an advantage.

EXCELLENT working conditions, bus services to Kingston, London, Guildford, pass the premises.
CANTREEN, pension scheme, sports and social club, with recreational facilities.
APPLICANTS must be of British nationality. Full details of experience and salary required should be addressed to:—**THE** Joint Secretary, Cottage Laboratories, Ltd., Portsmouth Rd., Cobham, Surrey. [3480]

MONEY BACK GUARANTEE **DUKE & CO**
621 ROMFORD ROAD, LONDON, E.12
CWO or COD TEL: GRA 6677

T.V. TUBES £5-12"

3 MONTHS' GUARANTEE. Still our best buy, as supplied to the trade for the past 3 years. Not Ex-W.D. Had some hours' use. Various types and makes. Picture shown to callers. Carriage and insurance 15/6 extra. Please quote make and type required, and set with model No. when ordering.

SPECIAL OFFER of tubes with burns for testing and spares at 30/- each, with cathode to heater short 30/- each, plus carriage and insurance.



AMPLIFIERS. Push-pull, 77/6, 7 watts output A.C. or Universal, 4 valves and 1 rec. Ideal for Pick-up or Mike. Post 2/6.

AMPLIFIERS. 57/6. 4 watts output, 3 valves. A.C. or A.C./D.C. Ideal for Pick-up or Mike. Post 2/6.

REAR-LIGHTS

Infra-red glass. Easily changed for clear or red. Ideal tail lamps. As now law. Are over 2in. dia. New Ex-W.D. 1/9. Post 9d.



SPOTLIGHTS, 8/9. Butlers new but Ex-W.D. 7 1/2in. dia., 6 1/2in. deep. These lights are similar to those sold for £3-£5, but finished black. This light is easily fitted to dumb irons of bumper. Bulbs now available 6 v. 36 watt and 12 v. 48 watt. 4/6 each.

CAR RADIO TRANSFORMER. 5/9, 6 volt. New. Drawings 1/- each, post 1/9.

EXTENSION SPEAKERS. Brand new 5in. P.M. speaker (low impedance). Mounted on polished and veneered baffle stand, gold fret. 5ft. lead ready connected. **ONLY 19/9.** Post 1/9.

RADIOGRAM CHASSIS. End drive, £6/17/6. Salvage, reconditioned, 3-wave band, 5-valve suphet (latest midgets), ext. speaker and pick-up sockets. Post 3/6.

P.M. SPEAKERS. 10in., 25/9; 8in., 18/6; 6 1/2in., 14/9; 5in., 13/9. All three ohms. Best makes. P. & P. 1/9.

MOTORS. 12-24 volts, with flexible shaft, 18 ct. gold brushes. 17/6. Post 2/6.

RECTIFIERS. 8/9. T.V. type. Salvage, guaranteed, 250 volt at 200 mA. And New, 350 volt at 200 mA., 12/9. Post 1/- each.

CRYSTALS. Germanium. Brand new, made by B.T.H. Give first-class results. **SPECIAL OFFER.** 1/9. Post 6d.

BEDSIDE T.R.F. RADIOS. 4-valve L. & M. wavebands. Walnut, plastic or white cabinets. Complete £6/9/6, plus 3/6 P. & P.

TRANSFORMERS. E.M.I. type fully shielded, 2/9, post 9d. Microphone trans.; on lead with mike, 2/9, post 9d. Microphone trans. in fully shielded case, 2/9, post 9d.

H.T. BATTERIES. 3/9. 60 volt, 60 + 1 1/2 volt (personal portable type). 6 1/2 volt (layer type), all Ex-W.D. but fully tested O.K., post 1/- 90 + 1 1/2 volt (long round type), 5/9, 87 + 6 1/2 + 4 1/2 Ex-W.D., only 3/9. Post 1/9.

L.T. BATTERIES. 1/- 4 1/2 volt, ideal bell batt. Post 6d.

100 MICROAMP METER MOVEMENT. New Ex-W.D. (late oil temp.), 2 1/2in. square. With drawing, 12/9. Post 1/3.

DUNLOPILLO EX-COACH SEATS. 34in. x 16in. x 4in., 37/6. Ideal for cars, caravans and utilities, complete with back. Carriage 4/6.

Send 2d. stamp for catalogue.

LONDON CENTRAL RADIO STORES

4-VALVE (USED) SUPERHET UTILITY RECEIVERS. Medium Waveband Only. P.M. Speaker. Complete in Pinewood Cabinet. Size 13½ x 12 x 6½. In good condition. A.C. mains 200/250 volt. PRICE £3/18/6, carr. paid.

AMERICAN HEADSETS. Type H.S.38 400 ohms. New and boxed. 7/6, post paid.

EX-G.P.O. CANDLESTICK CARBON MIKES. 5/6, post paid.

NIFE CELLS. 1.5 volt 6 A.H. Size 7 x 1½ x 1½. 5/6, post paid.

8-INCH P.M. SPEAKERS. 3 ohm. In good condition. 6/6, P. & P. 1/6.

5 CORE RUBBER COVERED CABLE. 5 amp. Suitable for all purposes. 9/6 per dozen yards.

UNISELECTOR SWITCHES. For automatic tuning circuit selection, etc. 25-50 volt D.C. Full wipe, 3 bank, 12/6; Half wipe, 8 bank, 10/6.

INFRA RED CONVERTER CELLS. C.V.143, C.V.147, C.V.148. 14/6 each.

N.B.—Carriage charges relate to British Isles only.

23 LISLE ST. (GER. 2969) LONDON, W.C.2
Closed Thursday 1 p.m. Open all day Saturday

MORLEY TRANSFORMERS

QUALITY P.P.O.P. TRANS. 20w., super Silicoriams Section low leakage windings, prim. ind. 75H. leakage ind. 070E. Sec. 2 and 15 ohms Prim. to indiv. requirements. Shrouded and term., wt. 5 lbs. 3 gms. Dito 15 v., 2½ res. L.F. CROKES. 10H. 65 mA. 4/6. 15H. 100 mA., 10/6. 20H. 150 mA., 12/6. ORT Htr. Isolation Trans., 25% sec. boost volt., 2 v., 10/6; 5.3 v., 10/6. MAINS TRANS. 0-200/250 v. tapped prim. 350-0-350 v. 80 mA. 5 v. 2 a., 6.3 v. 4 a., etc., from 2½-6.3 v. 1½ a. Htr. Trans., 7/6. Quotations for specials and rewinds. Part P. & P. 1/-.

2, PAWSONS RD., W. CROYDON, THO 1665



GOODMANS AUDIOM 60 12" 15R DE-LUXE SPEAKER

SENT POST FREE FOR DEPOSIT AND TEN FURTHER MONTHLY PAYMENTS OF 16/- CASH PRICE £8. 12. 6.

Frith RADIOCRAFT Ltd PHONE 59927
69-71 CHURCH GATE LEICESTER

DEAR MR. NU-SWIFT,

Of course, we've some fire extinguishers, but are they up-to-date? Please ask your man to call and check them—ahead of that Fire Fiend!

Name

Address

MAIL NOW to Nu-Swift Ltd., Elland, Yorks.

SITUATIONS VACANT

Instrument Mechanics who have served recognised relevant apprenticeships required as Research and Experimental Mechanics at United Kingdom Atomic Energy Authority, Industrial Group, Windscale Works, Sellafield, Cumb.

ELECTRONICS.—Good theoretical knowledge of electronics (Ordinary National Certificate, standard desirable) with practical knowledge of wiring, assembly and testing of electronic apparatus. Experience of general instrument calibration an advantage.

PHYSICAL.—Experience of industrial instruments used in measurements or control of temperature, specific gravity, pH and flow; knowledge of vacuum techniques and measurement of gaseous properties an advantage.

GENERAL.—Experience of relay circuits and automatic telephone exchange maintenance.

RATES of pay for 44-hour 5-day week: 160/1 on entry with early assessment for merit pay. Opportunities for advancement to 186/1 with a ceiling for a specialised few of 202/1. Apply giving details of apprenticeship, training (including Forces training), qualifications and experience, to Senior Labour Manager, Windscale Works, Sellafield, Calderbridge, Cumberland. [374]

Experienced radio testers and inspectors required for production of communication and radio apparatus, also instrument makers, wires and assemblers, for factory test apparatus.—Apply Personnel Manager, E. K. Cole, Ltd., Ekco Works, Malmesbury, Wilts. [0238]

Engineers—radio/TV service—for appointments within the salary range £400-£750 in areas West End, Acton, Lewisham, Croydon, Chatham, High Wycombe, Aldershot, Reading.—Apply Broadmead Wireless Co., Ltd., 123, The Broadway, Wimbledon, S.W.19. Lib. 2355. [3556]

Engineers required for research and development work on servo-mechanisms; hydraulic, pneumatic and electrical servos are involved in this work covering such devices as guided missiles, radar scanners, motor control gear and turbo-alternators; vacancies as follows:—

(A) **T**heoretical engineers accustomed to carry out mathematical analysis of servo-systems. (Ref. 60.)

(B) **P**ractical systems engineers capable of directing original work in all above fields. (Ref. 61.)

(C) **A**ssistant grades to work under direction of systems engineers on development work. (Ref. 62.)

Candidates for (A) and (B) should possess honours degree with some practical experience or have had some previous practical experience in similar work. Candidates for (C) should be mechanical engineering or electrical engineering graduates or students. Knowledge of electronics of great value in this work.

Write in detail, quoting reference number of position sought, to: Personnel Manager (Technical Employment), de Havilland Propellers, Ltd., Hatfield, Herts. [3477]

Assistant chemist required for factory producing electrical resistors of all types, some industrial experience desirable but recent graduates considered; starting salary range, £475 to £650 p.a., according to qualifications. **PAINTON & Co., Ltd., Bembridge Drive, Kingshorpe, Northampton.** [3511]

Mechanical engineer or designer required as assistant chief engineer; experience of radio and electronic components desirable, administrative experience essential; pension scheme in operation.—Apply in writing to Carr Fastener Company, Ltd., Stapleford, Nottingham. [3617]

Transformer Designer required for development projects involving audio-frequency power transformers, pulse transformers, oil-filled units, etc.—Apply stating age, qualifications and experience, to: Personnel Manager (Ref. R.G.), The General Electric Co. Ltd., Brown's Lane, Allesley, Coventry. [0260]

Radio and radar testers.—First-class men required for work on V.H.F. communication gear and Government contracts for radio and radar equipment by Midland manufacturers.—Men with wide experience of faults finding in any of the fields mentioned should write, giving full details, to Box 7700. [3470]

Senior Development Engineers (two) required for work on electronic test gear, varied, interesting work, one vacancy calls for experience in pulse work, permanent well-paid positions; write details of academic qualifications and practical experience to: General Manager, Taylor Electrical Instruments, Montrose Ave., Slough. [3397]

Television engineer required by South Wales dealers, fully experienced; all leading agencies held; permanency to single or married man, and accommodation arranged if required; excellent salary.—Apply, giving particulars of experience and salary required, and appointment can be arranged immediately (all letters answered), Box 7583 [3434]

Microwave Engineers reqd. for research and development laboratory at Feltham, Middx. Applicants should have a good academic background with previous experience of microwave problems and design of microwave components. Two vacancies exist, one requiring qualities of leadership.—Applicants should write with full details to Personnel Dept. (ED/201), E.M.I. Eng. Dev., Ltd., Hayes, Middx. [3493]

The Mullard 5 Valve 10 Watt HIGH QUALITY AMPLIFIER

as demonstrated at the Radio Show
can now be heard at

Smith's

of
EDGWARE ROAD

Component Specialists since Broadcasting started who can supply all the parts for under £8 (less valves)

Priced parts list available

Full details are contained in a booklet by Mullard technical experts, price 2/6 from:

H. L. SMITH & CO. LTD.

287/289 EDGWARE ROAD, LONDON, W.2
Telephone: Paddington 5891
Hours 9 till 6 (Thursday 1 o'clock)
Near Edgware Rd. Stations, Metropolitan & Bakerloo

RADIO & TELEVISION COMPONENTS


WE OPERATE A PROMPT & EFFICIENT MAIL ORDER SERVICE

"VIEW MASTER" & "TELE-KING" specialists

Easy terms available. Stamp (only) for lists

JAMES H. MARTIN & CO.,

FINSTHWATE, NEWBY BRIDGE, ULVERSTON, LANCs.



PARALEX ADJUSTABLE FLY (HOLE) CUTTER

Micro Adjustment
HSS Toolbit.

MORSE TAPER SHANK No: 1 and 2
PARALLEL SHANK 3" 7/8" 1"
Square Tapered Shank

A PRECISION TOOL

Send for illustrated price list to:—
Manufacturers:
LUDFRY LTD.
189, WARDOUR STREET, LONDON, W.1.
Tel.: GERrard 2291, 7685.

New Undrilled . . . BRIGHT ALUMINIUM CHASSIS

All with riveted reinforced corner pieces: 10 sizes available each All 2½" deep.

6in. x 4in. 4/10	16in. x 9in. 13/6
8in. x 6in. 6/9	12in. x 3in. 1/-
10in. x 7in. 7/6	14in. x 3in. 6/4
12in. x 8in. 9/9	12in. x 5in. 7/2
14in. x 8in. 10/10	16in. x 6in. 10/2

Obtainable from all good Component Dealers.

Wholesale enquiries ONLY to:—
NORMAN ROSE (Electrical) Ltd.
53, Hampstead Road, N.W.1.
Phone: EUSton 6886-7

CABINETS



We can supply any Cabinet to **YOUR OWN SPECIFICATION**. The one illustrated can be obtained in Walnut, Oak or Mahogany for £19/15/-, or as a complete **RADIOGRAM** including a 5-valve 3-waveband superhet chassis, 3-speed autochanger and 10in. speaker for £45. (H.P. Terms can be arranged.)

Send 1/- for Complete Catalogue of Cabinets, Chassis, Autochangers and Speakers. (Refunded on receipt of Order.)

LEWIS RADIO CO.

120, GREEN LANES,
PALMERS GREEN, LONDON, N.13.
BOWes Park 6064

PITMAN

Radio and Radar Technique

By A. T. Starr, M.A., Ph.D., M.I.E.E. This important book, by an authority, concentrates present-day knowledge of the essential methods and techniques, paying particular attention to noise, micro-wave techniques, waveforms, pulse circuit techniques, and electronic tubes. Profusely illustrated. 830 pages. 75s. net.

"... a notable addition to the literature on the subject."—*Wireless Engineer*.

The Principles of Television Reception

By A. W. Keen, M.I.R.E., A.M.Brit.I.R.E. An important book by a practising electronic research engineer. The entire receiving system is examined stage by stage, complete circuits are given of four up-to-date commercial receivers, and the problems of colour television are fully discussed. With over 200 illustrations. 30s. net.

Details of other books from:

SIR ISAAC PITMAN & SONS LTD.

Parker St. Kingsway London, W.C.2

SITUATIONS VACANT

SENIOR transformer designer required with experience of all types of transformers up to 3,000 kVA; excellent prospects for an energetic man capable of supervising junior engineers, excellent working conditions, pension scheme, canteen, etc. West London area.—Applications to Box 8135. [3565]

RADIO and television engineer.—Applications from experienced men in the London area invited by Selfridges, Ltd.; excellent working conditions; good wages; staff canteen; discount on most personal shopping.—Apply Staff Manager, Provisions Building, Somerset St., W.1. [3462]

TECHNICIAN required with knowledge electronics for cm radar and to assist in research lab., salary according to age and qualifications in range £315-£450 plus London Weighting £20-£30, good conditions of service.—Apply, own handwriting, to Meteorology Dept., Imperial College London, S.W.7. [3559]

RADIO and electronic Laboratory engineer required by North London manufacturers, experience in receiver design and/or transistor technique advantageous; applicants should give fullest details of technical training, qualifications, experience and minimum salary required to—Box 8099. [3550]

JUNIOR designers required to deal with small transformers, power, audio, pulse, etc.; specialised training will be given to engineers with suitable basic training and experience.—Applications to Technical Director, Graham Transformers, Ltd., Twickenham Rd., Hanworth, Middx. [3569]

SIEMENS BROS. & Co., Ltd., Woolwich, London, S.E.18, have vacancies for qualified engineers in the carrier telephone (transmission) field; must be capable of controlling staff engaged in research work on new developments; salary according to capabilities and experience.—Quote Ref. 744. [3474]

EXPERIENCED fault-finders wanted by Midland manufacturers of radio equipment; permanent posts located in the Midlands are offered to men with experience of radar, radio control, V.H.F. equipment.—Write, stating full experience and salary required, to The Personnel Manager, Box 7701. [3471]

DESIGNER draughtsman, preferably with experience on electro-mechanical instruments and components E.M.C. (Mech. standard) with workshop training desirable, good prospects and conditions.—Full particulars of age, experience and salary required, to Muirhead & Co., Ltd., Elmers End, Beckenham. [3495]

ELECTRICAL/electronic engineer required to take charge of small laboratory; applicant must have some years' experience in laboratory of manufacturers or large scale user of any of the following: Cables, capacitors or insulation materials; maximum age 35; address, London, E.11; write with fullest particulars.—Box 8136. [3566]

ELECTRONIC engineer with sound knowledge of chemistry required immediately for work on production processes of semi-conductor devices, applicants should preferably be age 22-26 with H.N.C. (El. Eng.) and prepared to work in the Newmarket area.—Details of experience, salary expected, etc., to Box 8127. [3557]

ASSISTANT engineers required for radio communication development work, good prospects for men with H.N.C. and up to 5 years' industrial experience; commencing salary according to age and experience; South-East London area.—Apply in writing, stating age, education and salary required, to Box 8011. [3527]

LABORATORY engineers required for work on all aspects of television and sound wave broadcasting; excellent opportunities for advancement in expanding organization.—Write, stating age, qualifications, experience and present salary to The Chief Engineer, British Relay Wireless, Ltd., Giltspur House, Giltspur St., London, E.C.1 [3604]

HOUSE provided for suitable applicant, leading retailer (Manchester area) requires first-class television service engineer capable of working on own initiative, excellent prospects in expanding organisation, driving licence essential, superannuation scheme, canteen facilities.—State full details of previous experience, etc., to Box 7822. [3498]

DECCA RADAR, Ltd., have vacancies for men with a sound knowledge of radio and radar as installation engineers and airfield radar engineers; the work is interesting and varied and in all cases specialist training is given.—Write or tel. for application form to the Manager, Decca Radar, Ltd., 50, Southwark Bridge Rd., London, S.E.1. Wat. 6944. [3585]

INDUSTRIAL television a vacancy exists for a television engineer in the age group 23-35 within a team working on the design of industrial television equipment.—Applications, giving full details of age, experience and qualifications should be addressed to the Chief Television Engineer, Eye Radio Works, St. Andrew's Rd., Cambridge. [3545]


GRADUATES with an honours degree in physics or in electrical engineering are required by the British Thomson-Houston Co., Ltd., Rugby, for research in the field of high power ultra high-frequency valves; applicants should write to the Director of Research giving their age, qualifications and college, quoting reference DR. [3529]

SSC Bargains from SHERMAN'S

Car. Paid — Money-Back Guarantee!

HIGH PRESSURE REDUCING VALVE

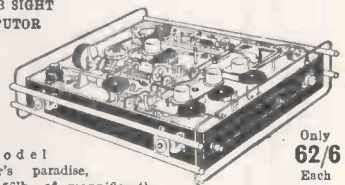
Complete with 0-3,000 lb. per sq. in. pressure gauge. Suitable for Compressors, Cylinders of Gas, etc. Brand new and boxed **12/6**



AIR BOTTLE


28in. x 6in. diam. Tested to 300 lb. per sq. in. Suitable for above valve or compressor. **25/-**

BOMB SIGHT COMPUTOR

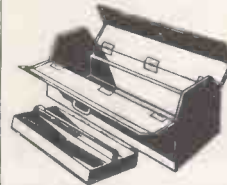


A model maker's paradise, over 56lb. of magnificently made gears, driving shafts, bearings, miniature motor, repeater motor, gyroscopes, etc. All supplied in a strong, wooden transit case 24in. x 22in. x 11in. high which itself is ideal as a tool box.

Only **62/6** Each



OHMMETER. 4 scales, 2 1/2in. diameter, reading 0-5,000 ohms 0-60 mA., 0-1.5 v., 0-3 v., suitable for continuity testing. Will operate from 1.5 v. battery, strong case, with full instructions engraved on back. Brand new, 19/6. Carrying sling, 1/- extra.



ALL-STEEL TOOL BOX

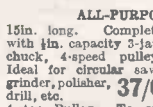
Complete with removable inner tray. Fitted with strong hasp, staple and carrying handles.

Size 1, 14in. x 8in. x 8in.	25/-
Size 2, 17in. x 8in. x 8in.	30/-
Size 3, 24in. x 8in. x 8in.	36/6



MODEL MAKER'S MOTOR

Extremely powerful and robustly designed motor measuring only 3in. x 1 1/2in. x 1 1/2in. Built-in variable resistance and centrifugal governor. 12 v. d.c. will operate on A.C. Unrepeatable **15/-** at



ALL-PURPOSE STEEL SPINDLE

15in. long. Complete with 1in. capacity 3-jaw chuck, 4-speed pulley. Ideal for circular saw, grinder, polisher, drill, etc. **37/6**

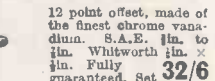


SET OF 5 RING SPANNERS



UNBREAKABLE T SQUARE

Very strongly made from laminated resin-bonded plastic. Reinforced stock, bevelled edge, 24in long. Indestructible in normal use. Offered at less than cost of materials. **9/11**



12 point offset, made of the finest chrome vanadium. S.A.E. 1in. to 1 1/2in. Whitworth 1in. to 1 1/2in. Fully guaranteed. Set **32/6**

Send 3d. for New Catalogue

TERMS—CASH WITH ORDER. C.O.D. 1/- EXTRA.)
Phone Orders Accepted. (Dept. W8)
478 HARROW ROAD, LONDON, W.10. LADbroke 1718.
HIGH STREET, HARLESDEN, N.W.10

SHERMAN'S SUPPLY COMPANY



STANDARD TELEPHONES & CABLES LTD. AND KOLSTER-BRANDS, LIMITED. FOOTSCRAY, SIDCUP, KENT.

Owing to rapid expansion, we are pleased to be able to announce a number of interesting vacancies for which first-class, keen, younger men are sought.

VALVE APPLICATION ENGINEER. Age 22-30, experienced in use of Valves in Pulse Techniques: B.Sc. (Elec.) or H.N.C. (Elec.).

CIRCUIT ENGINEER. Degree or equivalent for measurements on electronic circuits, with special reference to operation of electronic devices in such circuits.

MEASUREMENT METHODS ENGINEER. Age 25-35. B.Sc. in Phys./or Tele. Engrg. or equivalent, with experience of circuitry.

DEVELOPMENT ENGINEERS AND PLANNING ENGINEERS. A variety of vacancies on a New Project in connection with Radio Valve, C.R.T. and Radio/TV manufacture. Men 21-35 with B.Sc. Hons. Phys. or B.Sc. Phys./Maths., Sc./Maths., are invited to apply. Those with H.N.C. would be considered for some of these posts.

DRAUGHTSMEN. Young men with Creative Ideas are sought for (a) Elec. draughting of Radio Text Lab. Equipment; (b) elec. mech. draughting in Experimental Lab. Minimum requirements: O.N.C. and some D.O. experience.

RADIO/TV MECHANICS. Some experience of TV for Final Inspection; Ex-Forces **RADIO/RADAR MECHS.** who wish to make a career in Radio/TV also invited to apply. Similarly qualified men required as Test Gear **MAINTENANCE FITTERS**; one required as **CHARGE-HAND.**

ELECTRICAL INSTRUMENT MECHANIC. Young man 21-35 with wide knowledge of meters and standards and their uses.

Applications to the Personnel Officer, S.T.C. & K.B., Footscray, Kent.

THE CHAFFEY CABINET COMPANY

63a, CHELTENHAM RD., LONDON, S.E.15

TEL: NEW CROSS 4766

TEN EXECUTIVE DEVELOPMENT ENGINEERS * TWENTY ASSISTANT DEVELOPMENT ENGINEERS * TEN TECHNICAL WRITERS.

Required to fill positions of importance in the Television Transmission Equipment Division of Pye Limited. A rapidly expanding development programme offers well paid appointments of absorbing interest to men with initiative, ambition and imagination. The salaries offered are within the range £600-£1,200 per annum, but higher figures will be considered for applicants possessing exceptional qualifications.

If you possess television development experience, or writing experience either in this field or in electronics generally, and you seek full recognition and reward for your technical ability, then write immediately to Chief Television Engineer, Pye Limited, St. Andrew's Rd., Cambridge.

SITUATIONS VACANT
TELEVISION engineer required, must be experienced with testing makes and quick fault finder, able to drive, permanent progressive position to right applicant; wages £600 per annum, single or married; flat supplied if necessary.—Apply, giving full particulars, to Box 6637. [3210]

THE English Electric Co., Ltd., Stevenage, require personnel for the testing of components, sub-assemblies, systems and flight preparation of guided missiles.—The work demands a keen sense of responsibility and offers excellent prospects of advancement. Applications are invited from men who have:

(a) SERVED apprenticeships with technical qualifications of O.N.O. or equivalent City & Guilds;

(b) GOOD practical experience with technical background, e.g., wiremen, fitters or inspectors. APPLICATIONS from ex-Service technicians, with experience of radio, radar, electronic and mechanical maintenance units, also invited. Housing available to men on domestic or from the Greater London Area.—Apply stating age, experience and salary required to Dept. C.P.S., 336/7, Strand, W.C.2, quoting Ref. 1356A. [3490]

TECHNICAL Assistants required for investigational work in connection with radio valve manufacture. Applicants should possess at least Higher National Certificate. Five-day week, modern welfare facilities, staff pension scheme.—Write, giving full personal details, including age, qualifications and experience, Box 8091. [3545]

SENIOR development engineer reqd. for interesting work in small section engaged on the development and design of sound recording equipment, qualifications, degree or equivalent, superannuation scheme.—Initial applications by letter, giving fullest details of age, experience, qualifications, etc., to the Personnel Dept. (RD/1), E.M.I., Ltd., Hayes, Middx. [3551]

TECHNICAL Salesman required London area with experience in industrial engineering field to handle in U.K. the sale of oscillograph equipment and other electronic instrumentation lines; technical qualifications, particularly general physics, chief consideration; state salary required and mark envelope Attention of Managing Director.—Box 8341. [3526]

A WELL-KNOWN large radio component manufacturer has a vacancy for a senior development engineer, with prospects of advancement to an executive and eventually a directorial position; consideration will be given only to applicants with technical and administrative experience in the radio or allied trades; honours degree; age 35-45.—Box 8048. [3534]

TELEVISION engineers required by old-established company holding every one of the well-known agencies; applicants must be fully experienced and preferably able to drive; top rates and permanent progressive positions to the right men.—Apply to A. S. White & Son, Ltd., 130/2, High Rd., S. Tottenham, London, N.15. Sta. 7861-2. [3178]

DESIGNER-draughtsmen and detail draughtsmen are required by British Telecommunications Research, Ltd., in connection with development work on V.H.F. radio, line and television transmission projects. Applicants for the designer-draughtsmen posts should have had previous experience of communication, radar or allied light current equipment.

The company operates a superannuation scheme and offers attractive working conditions with good social and recreational facilities. APPLICATIONS will be dealt with in confidence and should be addressed to the Executive Director, British Telecommunications Research, Ltd., Taplow Court, Taplow, Bucks. [3293]

ELECTRONICS engineer required for practical work in electronics laboratory of research department with experience in wiring circuits and installation; must be capable of building electronics from wiring diagrams; staff conditions, good pay and prospects.—Applications, giving full particulars, to Personnel Officer, Davy and United Engineering Co., Ltd., Park Iron Works, Sheffield, 4. [3532]

CRAFTSMEN for radio and television service required in Shrewsbury and Ludlow districts, applicants should be fully experienced in the repair and maintenance of all types of radio and television receivers; rate of pay at present 3/9 per hour, N.J.I.C. conditions.—Apply in writing to Mr. W. Winwood, Sub-Area Manager, Midlands Electricity Board, Spring Gardens, Ditherington, Shrewsbury. [3523]

CRAFTSMEN for radio and television service required at Wellington; applicants should be fully experienced in the repair and maintenance of all types of radio and television receivers; rate of pay at present 3/9 per hour; N.J.I.C. conditions.—Apply, in writing, to Mr. W. Winwood, Sub-Area Manager, Midlands Electricity Board, Spring Gdns., Ditherington, Shrewsbury. [3616]

ENGINEERS required for maintenance and design of electronic test equipment, quality control and investigational work on thermionic valves; Inter B.Sc. or Higher National Certificate standard; apply giving full particulars of age, qualifications and experience to—Personnel Superintendent, The Edison Swan Electric Co., Ltd., Cosmos Works, Blimdown, Enfield, Middlesex. [5490]

RADIO MECHANICS

wanted for testing communications receivers and transmitters.

Apply with full particulars to:—

REES MACE MARINE LTD.

OULTON WORKS,
LOWESTOFT - SUFFOLK



DECCA RECORD PLAYERS

Standard or L.P. List Price £12/1/6
OUR PRICE 6 GNS.
POST 10/6

COLLARO 3-speed Gram Motor Units with turn-over pickup. List Price 10 gns.
OUR PRICE £5/19/6.



Send stamp for bargain list of record players.
RONALD WILSON & Co.
12 BRIDGE ST., WORCESTER

PYE TELECOMMUNICATIONS LTD., CAMBRIDGE

invite applications from suitably qualified persons for the following immediate vacancies.

PLANNING ENGINEER, experienced in the layout of H.F. and V.H.F. Radio Communications system.

ELECTRONIC ENGINEER, for the developing of H.F. transmitting equipment. The applicant filling this post will be responsible for the supervision of projects to the production stage and will work under the general direction of the Senior Engineer.

JUNIOR ENGINEERS. Duties will include development work on communication equipments in the H.F., V.H.F. and U.H.F. fields. These vacancies will call for men with design experience and with training to Higher National Certificate level.

Good working conditions in modern factory with sports, social and canteen facilities. Excellent opportunities for further study. Single accommodation available. Applications, in writing, stating age, qualifications and experience, should be addressed to the Personnel Manager.

A. V. ROE & CO. LTD.

WOODFORD AERODROME

CHESHIRE

Have vacancies in their newly formed

WEAPONS RESEARCH DIVISION

SIMULATOR DEVELOPMENT

Electronic Engineer with Honours Degree in Physics or Engineering and having experience on the design of electronic computers or simulators.

The vacancy is for someone to take charge of and build up a team which will be working on Simulator Development.

TRIALS

Electronics Engineer with Physics Degree and a wide practical experience of telemetering.

The vacancy is for someone to take charge of and build up a team for the development of trials instrumentation.

GOOD SALARIES AND PROSPECTS. PENSION AND LIFE ASSURANCE SCHEME.

Apply giving full particulars of academic training and experience to:

A. V. ROE & CO. LIMITED

Weapons Research Division
Woodford, Cheshire

WEBB'S RADIO ARE EXPANDING and require more staff!

Young men as technical salesmen. Also a learner aged about 17 years. Good wages and luncheon allowance. Every prospect for advancement.

Write to the Manager
WEBB'S RADIO,

14, SOHO STREET, LONDON, W.1

SITUATIONS VACANT

PLANNING engineer required with electrical qualifications dealing with amplifier units and similar apparatus, modern factory Crawley New Town, housing available for successful applicant after probationary period.—Please write, giving full details, to Personnel Officer, Redforn, Ltd., Kelvin Way, Manor Royal, Crawley. [3520]

CHIEF engineer required by Beethoven for their London laboratory; applicant to have sound technical knowledge and administrative experience to supervise and organize laboratory for television and F.M. developments.—Apply by letter, stating experience, age and salary, to Beethoven Electric Equipment, Ltd., 89, Reddish Lane, Manchester, 18. [3467]

An opportunity occurs in progressive manufacturing concern in London area for engineer, aged 25/35, with electrical or physicist degree, on development and research work on high frequency telecommunication cable and associated testing equipment; salary will be commensurate with qualifications and experience.—Apply giving full particulars to Box 7677. [3456]

ENGINEERS required for maintenance and design of electronic test equipment, quality control and investigational work on thermionic valves; Inter B.Sc., or Higher National Certificate standard.—Apply, giving full particulars of age, qualifications and experience to Personnel Superintendent, The Edison Swan Electric Co. Ltd., Cosmos Works, Brimsdown, Enfield, Middlesex. [3623]

ELECTRONIC Engineer for research and development post with well-known Birmingham company. Applicants should possess University degree and have had experience in pulse techniques and digital computer principles. The appointment offers good prospects and conditions in a substantial organization. Pension scheme.—Apply, stating age and qualifications, to Box 8090. [3544]

THE UNIVERSITY OF LEEDS.—Laboratory technician required in the Department of Electrical Engineering; knowledge of electronics essential; wages scale 120/- to 174/-; starting figure depending on age and qualifications.—Applications, giving full details of experience, education and age, to Professor G. W. Carter, Department of Electrical Engineering, The University, Leeds, 2. [3488]

ENGINEER or Physicist required by large company of world-wide renown in Birmingham. Applicants should be well qualified academically and have experience in experimental physics or instrumentation. The appointment offers good prospects and conditions in a substantial organization. Pension scheme.—Apply, giving details of age and qualifications, to Box 8083. [3543]

ELECTRONIC engineer required to join laboratory of new works Harold Wood, Essex, for research on high frequency line transmission systems and allied equipment this country and abroad, excellent prospects.—Apply giving details of experience, qualifications and salary to Teleson (Engineering), Ltd., Church Rd., Harold Wood, Essex, Ingrebourne 2901. [3577]

EX-SERVICE radio-radar mechanics.—A leading company in electronic field has vacancies for men interested in manufacture and maintenance of radar equipment; opportunities occur in the factory and in the outside maintenance field for men who have had service training and some theoretical knowledge.—Applicants should write, giving full details of their experience, etc., to Box 3469 [3469]


ELECTRONIC Engineer to work within our Trials Division at Edinburgh. The nature of the work involves conducting trials and evaluating the performance of electronic and radar equipment. Applicants should have recent technical and operational experience in industry or the services. Staff Pension Scheme.—Apply in writing, quoting Ref. EE/TID, to the Personnel Officer, Ferranti Ltd., Ferry Rd., Edinburgh, 5. [3566]

ELECTRICAL Engineer with University degree or equivalent qualification required for development work on rubber and plastic insulated cables, with particular emphasis on telecommunications and radio frequency applications; experience in cable manufacture desirable but not essential; salary in accordance with experience and qualifications.—Apply to the Secretary, W. T. Glover & Co., Ltd., Trafford Park, Manchester. [3501]

QUALIFIED Electrical Engineer required at Scientific Research Station near Cambridge to undertake semi-experimental work in Laboratory Workshops. Must be willing to be engaged on ordinary electrical plant maintenance and installation work temporarily. Salary range £50—£750 per annum according to experience, qualifications and performance.—Write stating age, fullest particulars and salary required to Box 8555. [3631]

TECHNICAL assistants (electronic).—Men required of Final Certificate City & Guilds Telecommunications standard and with experience in V.H.F. and U.H.F.; men with compensating experience in these frequencies can be considered; opportunity to broaden experience and avoid restrictive specialization; Saturday interview if required.—Apply Marconi Instruments, Ltd., Longacres, Hatfield Rd., St. Albans. [3464]

RELAYS TYPE 3000



BUILT TO YOUR SPECIFICATION—EARLY DELIVERY—QUOTATION BY RETURN—PLEASE STATE RESISTANCE OF COIL REQUIRED AND CONTACT BUILD UP.

MICROAMMETERS

250 F.S.D. 3 1/2" FLUSH MODEL 837

Specially scaled for test meters. Knife edge pointers, magnetic shield. Brand new. 55/- Not Govt. Surplus.

RECEIVER R155

Brand new, complete with 10 valves. £11-19-6 Aerial tested. In makers' transit case.

Ce. 10/6

2nd Grade from £9/10/-, according to condition.

RACKS P.O. STANDARD for 19in. panels. Steel channel sides, correctly drilled. Heavy angle base. Height, 4ft. 10in. or 6ft., or 7ft. 2in.

KEYSWITCHES



PROMPT DELIVERY OF ALL TYPES.

VARIAC TRANSFORMERS. Type 80 CO. Input 200/240 v. Output 220 v. 7.5 amps. £8/10/- each.

AERIAL RODS. 12in. long, 3/4in. diameter. Any number of sections can be fitted together, 2/6 dozen, 6/- for 3 dozen. Post 1/-.


SLOW MOTION DIALS. 6in. Scaled 0-100, reduction 200 to 1 or direct, ideal for wavemeters, signal generators, etc. Our price, while they last, 5/6 each, post 1/-.

AUTO TRANSFORMERS. 230/115 volts, 500 watts, 50 cy. fully shrouded. New. METVIO, 90/- each.

INSTRUMENT RECTIFIERS. 5 milliamper, 7/6 ea., 50 mA., 5/- ea.

VOLTMETERS. 0/300 v. A.C. 50 cy. 2 1/2in. flush moving coil, rectifier type, 30/-, post 1/-. Also 5in. surface-type moving iron with open scale, only 60/-, worth double.

MOVING COIL METER with 1 mA movement, 2 1/2in. flush, rectifier type, scaled 0/100 volts A.C., resistance 100 k. ohms. A very useful basic meter, 30/-.



ELECTRO MAGNETIC COUNTERS. Post Office type 11A, counting up to 9,999. 2 to 6 volts D.C. 3 ohm coil 12/6 each, post 1/-. Many other types in stock. Lists sent with order or send S.A.E.

VEEDER COUNTERS to 9,999 also others up to 99,999 only 7/6 each. Post 6d.

R.F. UNITS TYPE 26. 50/65 Mc/s. Variable tuning, complete with valves. 35/-, Post 2/6.

CONDENSERS. Paper block 8 Mid. 750 volts. G.E.C. Brand new, 10/6 each.

AMPLIFIERS. A high-fidelity unit with separate bass and treble controls, constant impedance attenuator for setting volume level. In metal case with handles. 15 watt output, for 200/250 v. A.C. mains operation. Intended for use with the Gaumont British Projector. Ideal for P.A. work, dances, etc. Less valves. £12/10/-, or complete with all valves, £15/12/6. Carr. 10/-.

ROTARY CONVERTERS. Input 240 volts D.C., output 200 volts A.C. 50 cycles, 100 watt, 92/6 each. Also available with 12 volt input, carr. 7/6.

LISTS AVAILABLE. Motors, Meters, Telephones, Rectifiers, Relays, Potentiometers, Resistances. Send S.A.E.

L. WILKINSON

(CROYDON) LTD. DEPT. W.W
19, LANSDOWNE ROAD, CROYDON

Phone: CRO 0839
Telegrams: "WILCO" CROYDON

QUARTZ CRYSTAL UNITS



Type B7



The type B7 unit is mounted in the standard B7G valve envelope and is hermetically sealed and fully evacuated.

Available for the frequency ranges from 100 kc/s. to 500 kc/s. and from 3 Mc/s. to 16 Mc/s. Gold electrodes applied by cathodic sputtering give permanence or calibration. Normal adjustment accuracy 0.01% Max. adjustment accuracy 0.003%.

Early delivery can be given of some frequencies, and we will be pleased to quote for your specific requirements.

THE QUARTZ CRYSTAL Co. Ltd.

63-71 Kingston Road, NEW MALDEN, SURREY

Telephone: MALden 0334 Cables, etc.: QUARTZCO NEWMALDEN

TESTOSCOPE Mains Tester

For high and low voltage testing. — 1/30 and 100/850 volts A.C. or D.C. Write for interesting leaflet 30F. 16 page Manual (How to make 50 electrical tests) 1/- post free



RUNBAKEN · MANCHESTER

FREQUENCY MODULATION TUNER

Full Building Instructions, with Photographs, as featured recently in two articles in "Radio Constructor" 3/. COMPLETE Set of parts including 4 valves and 2 matched crystals, £7.2.6. IFT's—Ratio Detector and all coils £1.0.6. Chassis—Completely drilled 8/- Jackson Bros. Dial and Condenser £1.5.3. G. Blundell 7, Sunnyside House, Child's Hill, London, N.W.2.

PRECISION SHEET METALWORK

We specialise in manufacturing of Chassis in all metals, large or small quantities to your own specifications.

V. W. BEAMISH

Shardeloes Garage, Shardeloes Rd., New Cross, London, S.E.14. Telephone: TIDeway 4795

MORSE CODE Training



COURSES FOR BEGINNERS and OPERATORS, also a SPECIAL COURSE for passing the G.P.O. Morse Test for securing an AMATEUR'S TRANSMITTING LICENCE.

Send for the Candler BOOK OF FACTS It gives details of all Courses Fees are reasonable. Terms: Cash or Monthly Payments.

THE CANDLER SYSTEM CO. (55W) 52b ABINGDON RD., KENSINGTON LONDON, W.8

Candler System Co., Denver, Colorado, U.S.A.

SITUATIONS VACANT

RADIO technicians required by International Aeradio, Ltd., for overseas service; permanent and pensionable positions. Inclusive salary from £894 per annum to £1,375 per annum, tax free according to marital status; free accommodation; kit allowances; free air fares; generous P.K. leave.—Qualified candidates to whom replies only will be sent please write quoting RT to Personnel Officer, 40, Park St., W.1. [0262]

SERVICE Engineer required, chiefly for maintenance of high power amplifiers and construction of special equipment from theoretical circuit diagrams. Excellent opportunity for keen junior willing to learn and transfer later to television side. Must live in S.W. London. Commencing salary about £400 p.a. Superannuation and life assurance scheme.—Development Manager, Metropolitan Relays, Ltd., 69, Lavender Hill, S.W.11. [3548]

RADIO—Junior laboratory engineer required by North London manufacturers, of good education and technical training, preferably holding or studying for recognised qualifications.—Apply stating fullest details of education, experience and minimum salary required (which latter will be considered in selecting applicants for interview but not to determine the amount offered to successful applicant) to Box 7402. [3383]

PRACTICAL electronic engineer required for work on test equipment; should be able to diagnose faults using diagram and technical write-up, calibrate to close tolerances, and work on his own initiative with the minimum of supervision; salary £600 p.a. and above according to qualifications.—Write quoting reference 33/EN, to the Personnel Manager, Smiths Aircraft Instruments, Ltd., Bishops Cleeve, near Cheltenham, Glos. [3389]

HAVE you a flair for writing? A London advertising agency needs a man with a good electronic background to help compile and write service manuals and sales literature on a variety of electronic equipment and associated components; the appointment is permanent, and carries with it pension and life assurance benefits.—Write fully, stating age, experience and salary required, to Box 8317. [3618]

MICROWAVE inspection; engineer required to take charge of microwave inspection department; must have both electrical and mechanical knowledge of testing aerials, waveguide sections, attenuators, wave-meters, oscillators, mixers, etc. opportunity for advancement with progressive company in S.W. London area.—Application in writing, stating experience and salary required, to Box 5879, 15, Hill St., London, W.1. [3282]

TELEVISION engineers with outside service or workshop experience required by large rental organization, real opportunities exist for advancement in developing company; salaries are graded in accordance with experience and ability, pension scheme in operation.—Applicants should write in first instance stating details of past experience and knowledge, to Birmet Television Manufacturing Co., Ltd., 69, Lavender Hill, S.W.11. [3533]

SENIOR engineer required for long term basic development of new types of radio communication equipment; attractive position for engineer of degree standard with interest in radio circuitry and components; the position is permanent and will carry a salary commensurate with the applicant's knowledge and experience; location in South London.—Apply in writing, stating age, education and salary required, to Box 8010. [3526]

DRAUGHTSMEN required; excellent opportunity to broaden experience with well-established company, whose wide range of products avoids restrictive specialization; there are vacancies for seniors and juniors with at least Ordinary National Certificate; on well served transport routes; near city centre and amenities; Saturday interview if required.—Apply Marconi Instruments, Ltd., Longacres, Hatfield Rd., St. Albans. [3463]

THE electronics department of a large manufacturing company requires enthusiastic and experienced senior and junior electronic and electro-mechanical engineers for new developments in internal and commercial instrumentation work; the company is situated in pleasant countryside on the outskirts of Wolverhampton; a superannuation scheme is in operation; initial salaries will be commensurate with ability, and there are good opportunities for advancement.—Box 7177. [3523]

HOUSING assistance will be offered to electrical foreman with wide production experience in radio industry, small and medium electrical control gear manufacture, test and installation, required by manufacturers of materials handling vehicles in pleasant country district, 1 hour London. Good prospects of advancement; canteen and social facilities.—Please write, giving details of past experience, present salary, salary required, married/single to Box 8092. [3547]

MCMICHAEL RADIO, Ltd., require senior and junior engineers in their equipment division laboratory at Slough; training and experience in the field of applied electronics (including communications) and experience of working with Government Departments are the chief qualifications required.—Write, stating age and full details of training, qualifications and experience, to the Chief Engineer, Equipment Division, McMichael Radio, Ltd., Slough, Bucks. [0198]

COPPER WIRE

SWG	ENAMELLED		TINNED	
	2 oz.	4 oz.	2 oz.	4 oz.
16	1/4	2/-	1/4	2/-
18	1/4	2/2	1/4	2/2
20	1/5	2/4	1/5	2/4
22	1/6	2/6	1/6	2/6
24	1/7	2/8	1/7	2/8
26	1/8	2/10	1/8	2/10
28	1/9	3/-	1/9	3/-
30	1/10	3/2	1/11	3/5
32	1/11	3/4	2/11	3/8
34	2/-	3/6	2/3	4/-
36	2/1	3/8	2/6	4/5
38	2/3	4/-	2/9	4/11
40	2/5	4/4	3/-	5/6

Wires to 48 SWG available.

COPPER INSTRUMENT WIRE ENAMELLED, TINNED, LITZ, COTTON AND SILK COVERED.

All gauges available. B.A. SCREWS, NUTS, WASHERS, soldering tags, eyelets and rivets. EBONITE AND BAKELITE PANELS, TUFNOL ROD, FAXOLIN TYPE COIL FORMERS AND TUBES. ALL DIAMETERS.

SEND STAMP FOR LIST. TRADE SUPPLIED

POST RADIO SUPPLIES

33 Bourne Gardens, London, E.4

TANNOY SOUND EQUIPMENT

Tells you what's going on clearly

WEST NORWOOD · S.E.27

Telephone: GIPay Hill 1131 (7 lines)

CABINETS

We specialise in making HIGH CLASS cabinets to individual specification, particularly in the high fidelity field. Competitive Prices.

ALAN GRANSTON (Cabinet Makers), 20, Lorrimer Bldgs., Olney Road, Watworth, Phone: RODney 2349. LONDON, S.E.17.

BRASS, COPPER, DURAL, ALUMINIUM, BRONZE

ROD, BAR, SHEET, TUBE, STRIP, WIRE 3,000 STANDARD STOCK SIZES

No Quantity too Small List on application H. ROLLET & Co., Ltd.

6 Chesham Place, S.W.1. SLOane 3463 ALSO AT LIVERPOOL, BIRMINGHAM, MANCHESTER, LEEDS

★ **'Radiospares'** Quality Parts

The Service Engineer's First Choice



THE MODERN BOOK CO.

BRITAIN'S LARGEST STOCKISTS OF BRITISH AND AMERICAN TECHNICAL BOOKS

- Transistors and Crystal Diodes: what they are and how to use them by B. R. Bett-ridge. 5s. 0d. Postage 3d.
- Unit Constructed TV Receivers by E. N. Bradley. 6s. 0d. Postage 4d.
- Radio Laboratory Handbook by M. G. Scroggie. 25s. 0d. Postage 9d.
- Mullard 5 Valve 10 Watt High Quality Amplifier Circuit. 2s. 6d. Postage 3d.
- Radio Engineers' Handbook by F. E. Terman. 52s. 6d. Postage 1s.
- Radio Valve Data: NEW EDITION compiled by "Wireless World." 3s. 6d. Postage 3d.
- Telecommunications Principles by R. N. Renton. 37s. 6d. Postage 1s.
- Audio Anthology: Vol. I & II. 16s. 0d. each. Postage 9d.
- The Radio Amateur's Handbook, 1954 by "A.R.R.L." 30s. 0d. Postage 1s.
- Handbook of Line Communication: Vol. I by The Royal Signals. 30s. 0d. Postage 1s.
- Mathematics for Telecommunications: Vol. I by D. F. Spooner & W. H. Grinstead. 10s. 6d. Postage 6d.
- Radio: Vol. II by J. D. Tucker & D. Wilkinson. 10s. 6d. Postage 6d.
- Practical Television Engineering by S. Helt. 60s. 0d. Postage 1s.
- Radio Data Charts by R. T. Beatty revised by J. McG. Sowerby. 7s. 6d. Postage 6d.

Please write or call for our catalogue.

19-23 PRAED STREET
(Dept. W.11)

LONDON, W.2

'Phone: PADddington 4185
Open all day Saturday.

Most types of coil winding undertaken. Very quick deliveries, small or large quantities. Transformers, Chokes, Solenoids, Relay Coils, etc., wound on your own bobbins or formers for your own assembly. Impregnating (varnish) on all work done if required. Best quality material used. Single prototypes made to high standards, regulation and cool running, etc.

FOR CATHODE RAY TUBE FAILURES

Special low capacity secondary winding for Heater/Cathode shorts to restore picture after this fault has occurred. All Primaries tapped, framed and tag panelled. 200/250, 2 v. at 2 a., 4 v. at 2 a., 6.3 v. at 2 a., 10.8 v. at 0.3 a., at 29/6 each.

(Discount to trade)

EMISSION REJUVENATORS. 200/250

tapped output tapped in steps. 2 v. to 2½ v. to 2½ v. at 2 a., at 35/6 each. Output 200/250 tapped in steps 6.3 v. to 7 v. to 8 v. up to 9½ v. at 2 a., at 37/6 each.

(Discount to trade)

Both space wound for Heater/Cathode shorts also

T.V. HEATER TRANSFORMERS. 200/250

6.3 v. at 7 a., 0.2-6.3 v. at 2 a., at 19/6 net.

T.V. AUTO TRANSFORMERS. 0-190-

210-230-240 at 6.3 v. at 7 a., 0.2-6.3 v., at 2 a., at 27/6 net.

T.V. FRAME TRANSFORMER. 60 H

magnetic deflection, suitable for most home constructed sets at 15/6 net.

FULLY SHROUDED. 200/250 Input,

350/0/350 v. at 150 mA., 6.3 v. 5 a., 5 v. 3 a., 49/6 net.

NORTHERN TRANSFORMER CO.

215 BARKEREND ROAD
BRADFORD, YORKS

SITUATIONS VACANT

TECHNICAL Assistant required by large firm of cable manufacturers for the testing of high-frequency and land communication cables; previous experience in cable testing essential; O.N.C. standard in electrical engineering would be an advantage; salary in accordance with qualifications and experience; five-day week and pension scheme.—Details, quoting reference CD/1, to: Staff Officer, The Telegraph Construction & Maintenance Co., Ltd., Telcon Works, Greenwich, S.E.10 [5528]

RADIO and electrical department of British company operating in Central Africa require experienced man; qualifications include expert knowledge, practical repair and maintenance of refrigerators domestic appliances, etc., and seamanship; four years' contract with passages, housing, paid leave, etc.; commencing salary according to experience—pension scheme; low income tax; healthy climate—Write 2492, Wm. Porteous & Co., Glasgow. [5567]

ELECTRONIC engineers required; excellent opportunity for men of degree standard to broaden experience in a field of great interest and variety and involving latest techniques; restrictive specialization can be avoided by joining Marconi Instruments, Ltd., who produce light current communications, measuring and test apparatus for a wide range of requirements; Saturday interview if required—Apply Marconi Instruments, Ltd., Longcres, Hatfield Rd., St. Albans. [3465]

DRAUGHTSMAN required for detailing mechanical and electrical assemblies; must be capable of reading electronic circuits; applicants with an previous experience on sheet metal cubicles, H.V. power supply units, induction heaters or radio and television layouts should write stating age and full details of previous experience and technical training; housing facilities available near factory area.—The Edison Swan Electric Co., Ltd., Eastern Industrial Area, Harlow New Town, Essex. [5558]

OLD-ESTABLISHED British company in Far East requires the services of a technical sales assistant; applicants should preferably be between the ages of 25-27 of good education and have a general knowledge of some of the following: (a) Broadcast and telecommunication equipment; (b) Television; (c) Cinema equipment; (d) Light electrical engineering; sales experience an advantage.—Write in confidence to Box "SE/28," c/o 95, Bishopsgate, E.C.2. [3475]

THE GENERAL ELECTRIC Co., Ltd., Brown's Lane, Coventry, requires senior and junior electronic development engineers for work on guided weapons and like projects, particularly in the field of microwave and pulse applications; mechanical development engineers, design draughtsmen and draughtsmen, preferably with experience of radar-type equipments, also required for the above projects; salary according to age, qualifications and experience.—Apply by letter, stating age and experience, to the Personnel Manager (ref. R.G.). [0259]

ELECTRONIC engineer is required for work in the research laboratory of a progressive East Midlands firm on the design and development of electronic measuring instruments and of circuits for automatic control systems, etc.; the post should prove most attractive to a man aged 25-30, who has obtained a good degree and has had some experience in servo systems, electronic motor control and/or magnetic amplifiers; a salary up to £700 depending on qualifications is offered; the post is pensionable.—Please write, stating age, experience, etc., Box 21 J 9847, A.K. Adv., 212a, Shaftesbury Ave., London, W.C.2. [3541]

DESIGNER draughtsman required for design and development of test gear to meet production demands on thermionic valves and cathode ray tubes; applicants should have good mechanical knowledge with previous experience in mechanical and electrical interlocks, component layouts for power supply units up to 50kv 50 cycles and R.F., or induction heaters; housing facilities available near factory area; write stating age and full details of previous experience and technical training.—The Edison Swan Electric Co., Ltd., Eastern Industrial Area, Harlow New Town, Essex. [5587]

BRITISH TELECOMMUNICATIONS RESEARCH, Ltd., require draughtsmen accustomed to preparing production drawings from component layouts or engineers circuit information; applicants must have had several years' experience in the electronics drawing office of a manufacturing organisation, preferably engaged upon carrier or V.H.F. communication equipment; they should have practical experience and a technical education up to O.N.C. standard; applicants in excess of current A.E.B.D. rates will be paid to suitable applicants.—Write to Director of Research, Taplow Court, Taplow, Bucks. [3509]

MINISTRY OF TRANSPORT AND CIVIL AVIATION—Radio technicians (men only) required at aerodromes and radio stations in U.K. Special training courses for keen technicians with basic quals. Interesting work in progress providing electronic aids to navigation. Prospect of permanent pensionable posts. Rates of pay (London) from £330 p.a. at age 19, to £414; at 25 rising subject to qualifying test to £540. Rates slightly lower for provinces. Candidates aged 19 or over with practical experience in maintenance of radio or radar equipment should apply to any Employment Exchange, quoting Westminster 6627. [3508]

GALPIN'S

ELECTRICAL STORES

408, HIGH STREET, LEWISHAM, S.E.13

Tel.: Lee Green 0309. Nr. Lewisham Hospital.

TERMS: CASH WITH ORDER. NO C.O.D.

All goods sent on 7 days' approval against cash'

EARLY CLOSING DAY THURSDAY

CONVERTORS, 400 watts output, 24 volts D.C. input, 50 volts 50 cycles 1 phase output. Complete with step-up transformer from 50 volts to 230 volts at 400 watts. £12/10/- each C/F. Ditto 200 watts. £9/10/- each C/F, fully guaranteed.

ROTARY CONVERTORS, 230 volts D.C. input, 230 volts A.C. output. 50 cycles 1 phase at 250 watts. £15 each C/F.

MAINS TRANSFORMERS (NEW), Input 200/250 volts in steps of 10 volts, output 350/0/350 volts, 180 m/amps., 4 volts 4 amps., 5 volts 3 amps., 6.3 volts 4 amps., 45/- each, post 1/6; another 350/0/350 volts 180 m/amps., 6.3 volts 8 amps., 0/4 5 volts 4 amps., 45/- each, post 1/6; another 500/0/500 volts 150 amps., 4 volts 4 amps., C.Th., 6.3 volts 4 amps., C.T., 5 volts 3 amps., 47/6 each, post 1/6; another 425/0/425 volts 160 m/amps., 6.3 volts 4 amps., C.T., twice 5 volts 3 amps., 47/6 each, post 1/6.

MAINS TRANSFORMERS, 200-250 volts Input, output 400/0/400 volts, 280 m/amps., 6.3 v. 8 a., 2 v. 3 a., 5 v. 3 a., 4 v. 2 a., 4 v. 2 a., the last two heaters insulated at 8,000 volts, 85/- each; another 200/230 volts input, output tapped 0, 9, 18 volts at 4 amps., 25/- each, post 1/6.

MAINS TRANSFORMERS, 200/250 volts Input, 300/0/300 volts 150 m/amps., 6.3 v. 4 a., 4 v. 2 amps. output. Makers Rich & Bundy. 32/6 each, C/paid.

HEAVY DUTY L.T. OUTPUT TRANSFORMERS, 200/250 volts Input. Output a combination of 6, 12, 18 and 24 volts at 30 amps. £42/6 each, C/paid.

Another Input as above, Output 0, 6, 12, 18, 24 volts at 12 amps., 55/- each, post 2/-. Another Input as above, Output 0, 6, 12, 18, 24 volts, 6/8 amps., 46/6 each.

HEAVY DUTY L.T. TRANSFORMERS suitable for rectifiers, soil heating, etc. Input 200/250 volts, Output a combination of 6, 12, 18, 24, 30, 36 volts at 15 amps., 67/6 each, post 2/6. Another Input and Output as above but at 6 amps., 47/6, post 2/-. Another input and output as above but at 4 amps., 36/6 each.

EX-RADAR MAINS TRANSFORMERS, Input 230 volts. Output 4 or 5 Kilo-volts at 30 min., also 3 L.T. windings 4 v. 2 a., 6.3 v. 2 a., 2 v. 2 a., these transformers are capable of a larger output than stated and are immersed in oil. £135/- each, carriage 5/-.

1,000 WATT AUTO WOUND VOLTAGE CHANGER TRANSFORMER tapped 0/110/200/230/250 volts. £5/15/- each, carriage 4/6.

1,500 watt ditto, £7/15/-, carriage 7/6.

350 watt 55/-, 500 watt 75/-, 200 watt 45/-.

HEAVY DUTY SPOT WELDER TRANSFORMERS, input 200/250 volts. OUTPUT a combination of 2, 4, 6, 8, 10, 12 volts at 120/150 amps. New £6/15/- each, carriage 6/-.

LIGHT ARC WELDING TRANSFORMERS, 200/250 volts Input, Output 40/60 volts, 30/40 amps, £7/5/- each.

MEDIUM SPOT WELDING TRANSFORMERS, Input 200/250 volts, OUTPUT a combination of 2, 4, 6, 8, 10, 12 volts at 50/70 amps. New £5/2/6, C/paid.

METERS. Moving coil, 0 to 14 amps., 18/6 each. Ditto, Moving Iron, suitable for A.C. 0 to 30 amps., 25/- each. Another moving coil, 100 to 250 amps., D.C. 35/- each, all 4in. scale.

DIMMER RESISTANCES. Large type 2,000 watts rating, 45/- each, carriage 5/-.

PRE-PAYMENT 1/- ELECTRIC LIGHT SLOT METERS, S/H, reconditioned, variable tariff. 10 amp. load, 200/250 volts A.C. 55/- each.

ELECTRIC LIGHT CHECK METERS, useful for sub-letting, garages, etc., all for 200/250 volts A.C. mains, 5 amp. load, 19/- each; 10 amps., 22/6; 20 amps., 27/-; 25 amps., 32/6.

EX-U.S.A. ROTARY CONVERTORS, 12 volts D.C. input, outputs 500 volts 50 mA. 275 v. 100 mA. Complete with smoothing, 22/6 each, carriage 2/6. As new.

EX-NAVAL ROTARY CONVERTORS, 110 v. D.C. input 230 volts A.C. 50 cy., 1 ph. 250 watts, output. Weight approx. 100 lbs. £12/10/- C/F.

Clients in Eire, please allow at least double the carriage stated to allow for customs clearance charges.

-SPECIAL OFFER-



0.1 12,000 volts D.C. test Mansbridge Condensers. Height 6 1/2 in. Width 3 1/2 in. Depth 2 1/2 in. Fixing centres 4 in.

PRICE 5/6 + postage 1/-.

Special prices for quantity.

RADIO TRADERS LTD.

23 Wardour St., London, W.1 (Coventry Street end)
Phone GERrard 3977/8 - Grams : "Radiotrade"

UNIVERSAL METER SHUNTS

for 1 mA x 100 Ohm and 500 uA 500 Ohm meters. Accuracy 1%. Five Range model. No calibration or adjustment needed. 5S1A (1 mA) covers 2, 10, 50, 200 and 1,000 mA. 5S02A (1/2 mA) covers 1, 5, 25, 100 and 500 mA. Price 15/- each Trade enquiries invited R. MASSEY, 58, WAKEFIELD AVE., HULL

"Casco"
INTER-COM & SOUND Advisors
BRIGHTON TERRACE, LONDON, S.W.9
PHONE BR1ston 4691 (3 LINES)
EASCO ELECTRICAL (HOLDINGS) LTD.

A.I.D. **INDUCTA** Approved
TRANSFORMERS
of all types up to 25 KVA for Single or Three Phase operation, Phase Conversion, etc.
MAINS
Output, and Special Purpose Transformers for Radio Equipment; Chokes, etc.
COILS
for Contactors, E.M. Brakes, Air Valves, etc., and Coil WINDINGS for all purposes.
SOLENOIDS
for A.C. and D.C. Operation.
W. F. PARSONAGE & Co., Ltd.
INDUCTA WORKS · Park Rd · Bloxwich · Walsall
Telephone : BLOX 66464

TAPE RECORDERS
Your leading Northern Specialists can supply all leading makes from stock.
Guaranteed component parts for the amateur and professional constructor. Also HI-FI-delity amplifiers.
Service and advice after sales. Call for free demonstration and advice.
ALLEN-DIXON
SALES - ELECTRONIC - SERVICE
229 OXFORD RD., MANCHESTER 13
Telephone : ARD 4269

SITUATIONS VACANT
ELECTRONICS technician for electro-physiological research wanted by University Department in Medical School; duties to operate and maintain multi-channel amplifying and recording equipment, and to assist with development of new research apparatus; wide knowledge of electronics techniques desirable. EEG/EMG/CRO—photography; salary in range £470-£545, according to experience, with superannuation—Apply, in writing, to the Secretary, Department of Physiology, Middlesex Hospital Medical School, London, W.1. [3498]

YOUNG men with good knowledge of A.C. theory and/or experience in radio, high frequency communications or similar fields, required for limited number of vacancies in inspection department of electrical communications engineering organisation in Liverpool; permanent employment offered with good prospects of advancement; applicants, who should have completed their military service, should write giving full details of age and experience, to Box No. 154, Dorland Advertising, Ltd., 18-20, Regent St., London, S.W.1. [3517]

ELECTRONIC engineers with sound basic knowledge of low frequency techniques required for work on design and development of electronic units for servo control work. Candidates should have some practical experience and qualifications in shape of degree; H.N.C. or City & Guilds Cert. desirable but by no means essential. (Ref. 59.)—Write in detail, quoting reference number of position sought, to: The Personnel Manager (Technical Employment), de Havilland Propellers, Ltd., Hatfield, Herts. [3476]

A DEVELOPMENT establishment, associated with a large group of companies and situated west of London, requires draughtsmen with experience in design and development of apparatus and preferably with a knowledge of radio or line communication equipment. Salary offered will be commensurate with experience and qualifications. Details of conditions of service which include schemes to assist further technical education will be available on interview. Good social facilities provided. Apply Box No. 962, Dorland Advertising, Ltd., 18/20, Regent St., S.W.1. [3292]

MINISTRY OF SUPPLY requires electronics technicians at Aberporth, S. Wales, for novel duties of considerable technical interest in connection with flight testing of guided weapons; suitable British parents, recognised engineering apprenticeship or equivalent in electronics, wide experience in electronics field, theoretical knowledge advantageous; O.N.C. City & Guilds or equivalent qualification desirable. Salary, with £510 (at age 26)—£340. Prospect of promotion; housing later if married; opportunities to compete for establishment may arise.—Apply any Employment Exchange, quoting Westminster 5561. [3492]

ELECTRONICS.—An exceptional opportunity is offered to a young electronic engineer possessing ability and ambition to act in a managerial capacity as head of a rapidly growing department engaged in new developments in this field, commencing salary up to £1,250 per annum, according to qualifications and experience, prospects depend upon initiative and personal efforts in building up successful business, staff pensions scheme in connection with applications which must state particulars of qualifications and previous experience, will be treated in strict confidence.—Box 8124. [3552]

EXPERIENCED engineers are invited to apply for a position where energy, skill and initiative will be well rewarded; the work relates to the development of television components and circuits and the design of components for large-scale production; previous experience of television receivers is preferred, preferably in respect to means of scanning and focussing; the position is a permanent one which offers scope for advancement to a senior position; the commencing salary will be in accordance with previous experience, based on a generous and progressive scale; write, giving full personal particulars to the Personnel Manager, The Plessey Co., Ltd., Ilford, Essex. [3401]

ADMIRALTY—ROYAL NAVAL SCIENTIFIC SERVICE.—Experimental Officers and Assistant Experimental Officers required in Experimental Establishments in London, Portsmouth, Weymouth areas, Gloucestershire and Scotland. The majority of posts are for Engineers and Physicists (particularly with Electronics). Candidates must be British subjects. Qualifications—minimum of H.S.C. (Pass degree), H.N.C. or near equivalent an advantage. London salary (men) E.O. £720—£890; A.E.O. (according to age) £290—£645. All appointments are unestablished, but with some opportunities to compete for established posts.—Application forms from M.L.N.S., Technical and Scientific Registrar (K), 26, King St., London, S.W.1, quoting A247/52A. [3507]

RADIO mechanic required for the Bermuda Police Force in the rank of Constable for a tour of 5 1/2 years with possibility of permanency; salary scale (including present temporary allowance of 10% of salary) £715 rising to £825 a year; free passages and uniform; no income tax; candidates must be unmarried, between 21 and 28 years of age, of sound physique and good education; they must be familiar with signal generator, valve tester, ammeter and battery charger equipment and also VHF equipment similar to Pye Series PTC 704 (Fixed Unit) and Pye Series PTC 115 (Mobile Units).—Write to the Crown Agents, 4, Millbank, London, S.W.1; state age, name in block letters, full qualifications and experience and quote M1/36551/WF. [3475]

ELECTRO-MAGNETIC COUNTERS. Will count up to 9999, will operate from 3 volt battery upwards. Coil resistance 3 ohms. Bargain, 5/- each, post 9d.
SYNCHRONOUS MAINS MOTORS. 200/250 volts A.C. Freymont motor type, has train of precision gears, many scientific uses. 12/6 each, post 1/-.
U.S.A. THEROAT MICROPHONES. Carbon type, 1/9 each, post 3d. 12/- dozen, post free.
GERMANIUM DIODES. Special offer, 14/- dozen, post 3d. Reduction larger quantities.
D.C. MILLIAMMETERS. 0-50 ma. 2 1/2 in. scale. Ex-equipment, 5/- each to clear, post 9d. 48/- dozen, post 2/6.
R.F. METERS. 0-6 amps. Ex-equipment. 5/- each, post 9d. 48/- dozen, post 2/6.
R.A.F. MORSE KEYS. Ex-equipment. 3/6 each, post 9d.
SIEMENS HIGH SPEED RELAYS. NEW. In metal cases with terminal box, 145 ohm coil, gap adjuster. 7/6 each, post 9d. 72/- dozen, post 2/6.
MOVING IRON AMMETERS. NEW. 2 1/2 in. scale, 0-25 amps., few only. Will read on A.C. or D.C. current. 12/6 each, post 9d.
THE SCIENTIFIC INSTRUMENT CO.
All letters to, Hilly Road, Quinton, Birmingham, 32. Callers showrooms, 353, Bearwood Rd., Edmestown, 41. Phone: WOO 3166.

CABLE CHEAPER IN SMALL COILS
No coil under 25 yds. All prices per 100-yd. lot, unless requested.
Twin Flat: 1/044 3/029 W/E W/E
Rubber 48/- 53/- 63/- 109/-
Plastic 38/- 52/- 61/- 107/-
Single V.I.R. 15/23 19/23 36/-
EARTH WIRE 7/029 tinned copper, 8/- a 100-ft. lot. If less than 100-yd. lot wanted add 5 per cent. to any price. Send for lists of other cables, flexes, wiring accessories.
BRITISH DISTRIBUTING (Desk W) 591 Green Lanes, London, N.8.

ARKAYKITS WORLD'S FINEST
RADIOS PHONOGRAPHS, TV TEST EQUIPMENT HI-FI
Write for FREE Brochure
Radio Kits, Inc. • 120 CEDAR STREET
NEW YORK 6, NEW YORK • U.S.A.

BASS REFLEX CABINETS
in Walnut, Mahogany or Oak.
12in. Speaker Model £10 0 0
10in. " " £9 10 0
8in. " " £9 0 0
Complete Range of Bass Reflex Cabinets. We can finish in period or contemporary styles.
CORNER REFLEX CABINETS for Axiom 22 and Axiom 150 Mk. II veneered and French polished from £15, carriage paid.
Cabinets made to order.
Armstrong Chassis and Amplifiers.
The Leak TL/10 Amplifier.
LOUDSPEAKERS
H.P. Terms available.

A. DAVIES & Co. (Cabinet Makers)
3 Parkhill Place, off Parkhill Road, London, N.W.3. GULLIVER 5775.

ENGINEERS!
Whatever your age or experience, you must read "ENGINEERING OPPORTUNITIES." Full details of the easiest way to pass A.M.I., Mech. Eng., A.M.I.O.E. G. & G. (Electrical, etc.), General Cert., etc., on "90 PASS—NO FEE" terms and details of Courses in all branches of Engineering—Mechanical, Electrical, Civil, Auto., Aero., Radio, etc., Building etc. If you're earning less than £15 a week, tell us what interests you and we'll forward your copy of "ENGINEERING OPPORTUNITIES" today—FREE
B.I.E.T.
387 College House, 29-31, Wright's Lane, London, W.8.
BRITISH INSTITUTE OF ENGINEERING STUDIES

SITUATIONS VACANT
MINISTRY OF TRANSPORT AND CIVIL AVIATION.—Radio technicians (men only) required at aerodromes and radio stations in U.K., special training courses for keen technicians with basic qualifications, interesting work in progress providing electronic aids to navigation, opportunities for advancement and prospect of permanent pensionable posts; rates of pay (London) from £330 p.a. at age 19, to £445 at 25, rising, subject to qualifying test to £540, rates lower for provinces, candidates aged 19 or over with practical experience in the maintenance of radio or radar equipment should apply to any Employment Exchange quoting Westminster 627. [3625]

SENIOR and Junior Electronic Engineers are required for interesting and varied work in the Nelson Research Laboratories, The English Electric Co., Ltd. Stafford. Applicants should have a sound workshop experience, some knowledge of drawing office procedure, and minimum qualifications of Higher National Certificate. Duties involve responsibility for the engineering design of prototype electronic equipment and the preparation of manufacturing information. These posts offer scope for advancement to men with initiative and ability. Salary, according to qualifications and experience, comparable with present day levels.—Write with full details to Ref. 3055J, to Dept. C.P.S., 336/7, Strand, W.C.2. [3485]

A.I.R. Ministry requires Scientific Officers (male) at R.A.F. Station near High Wycombe, Bucks, and for operational research duties and theoretical studies in field of communications and general electronics. Qualifications: First or Second Class Honours degree in physics or electrical engineering. Salary: Within range £445-£815. Post unestablished with possibility of advancement through Civil Service Commission for successful candidate whilst remaining under age 31. Opportunities for promotion to higher grade posts on staff of Scientific Adviser to Air Ministry.—Application forms, quoting A109/54A from M.L.N.S. Technical and Scientific Register (K), 26, King St., London, S.W.1. Closing date 13 November, 1954. [3481]

ELECTRICAL engineer or physicist required by Ministry of Supply, London Headquarters to maintain technical and standardisation records and supervise a small library and information service. Qualifications—Higher School Certificate (Science) or equivalent but possession of a degree or Higher National Certificate in Electrical Engineering or Physics may be an advantage. A good knowledge of electronics, particularly radar and radio and experience in writing and editing technical reports required. Salary within Experimental Officer range (minimum age 26 years), £720-£890. Women somewhat less. Application forms from M.L.N.S., Technical and Scientific Register (K), 26, King Street, London, S.W.1, quoting D.485/54-A. Closing date 13 November, 1954. [3538]

SITUATIONS VACANT
TECHNICAL supervisor required by Nigeria for one tour of 15-24 months with option of appointment either (a) on agreement with prospect of permanent and pensionable employment in salary scale (including expatriation pay) £1,210, rising to £1,315 a year, or (b) on contract in a temporary capacity with salary (including expatriation pay), £1,307 rising to £1,453 a year; gratuity at rate of £150 a year; outfit allowance of up to £60; free passages for officer and wife; assistance towards cost of children's passage or grant up to £150 annually for maintenance in U.K. liberal leave on full salary. Candidates must hold C. and G. Intermediate Certificate in Telecommunications Engineering and have passed the final paper in (1) Line Transmission II, or (2) Telegraphy II, or (3) Radio IV, and should have had considerable experience in the maintenance of V.H.F. multi-channel equipment and associated carrier and V.F. telegraph equipment at major V.H.F. terminals.—Write to the Crown Agents, 4, Millbank, London, S.W.1. State age, name in block letters, full qualifications, and quote M2C/30626/WF. Candidates at present employed by the G.P.O. should submit their applications through their Establishment Division. [3491]

SITUATIONS WANTED
EXECUTIVE engineer, with extensive knowledge and experience in development and engineering electronic and light electrical systems into production processes and in the associated mechanical handling problems, seeks senior post where personality, initiative and drive are required; experienced complete control production unit and technical directorship; present post, 5 years, similar to above, but does not allow full use of abilities; age 40; A.M.Brit.I.R.E.; salary range £1,500-£2,000 p.a.—Box 8270. [3606]

TECHNICAL TRAINING
CITY & GUILDS (Electrical, etc.) on "No Pass-No Fee" terms; over 95% successes; for full details of modern courses in all branches of Electrical Technology, send for our 144-page handbook—free and post free.—B.I.E.T. (Dept. 358A), 29, Wright's Lane, London, W.8. [0111]

FREE! Brochure giving details of home study training in radio, television, and all branches of electronics; courses for the hobby enthusiast or for those aiming at the A.M.Brit.I.R.E., City and Guilds Telecommunications, R.T.E.B., and other professional examinations; train with the college operated by Britain's largest electronic organization; moderate fees.—Write to Dept. WW28, E.M.I. Institutes, London, W.4. [0001]

TUITION
ATLANTIC College, Leeson Park, Dublin.—PMG, radio, electrical courses; prospectus secretary. [3608]

NOTHING succeeds like success! What we have done a thousand times we can do again for you—see the B.N.R.S. advt., page 152. [0172]

WIRELESS operating; attendance and postal courses.—Stamp for reply to Manager, The Wireless School, Manor Gdns., London, N.7. [0104]

SEE the world as a radio officer, short training, low fees, scholarships, boarding/day students; stamps for prospectus.—Wireless College, Colwyn Bay. [0018]

FULL-TIME courses for P.M.G. Certs., O.G.L.I. Telecommunications, Radar Maintenance Cert. and B.Sc.(Eng.); prospectus free.—Technical College, Hull. [0111]

TUITION
LEARN it as you do it.—We provide practical equipment combined with instruction in radio, television, etc.—Write for full details to Dept. WW47, E.M.I. Institutes, London, W.4. [0179]

T/V & Radio—A.M.Brit.I.R.E., City & Guilds, R.T.E.B. Cert., etc. on "no pass-no fee" terms. Over 95% successes. Details of Exams. & Home Training Courses in all branches of radio & T/V, write for 144-page handbook—free—B.I.E.T. (Dept. 357A), 29, Wright's Lane, London, W.8. [0116]

A.M.I.Mech.E., A.M.Brit.I.R.E. City and Guilds, etc. on "no pass-no fee" terms; over 95% successes; for details of exams and courses in all branches of engineering, building, etc., write for 144-page handbook—free—B.I.E.T. (Dept. 387B), 29, Wright's Lane, London, W.8. [0118]

THE Institute of Practical Radio Engineers have available home study courses in every phase of radio and television engineering, specialising in the practical training of apprentices in the retail trade; enrolments limited, fees moderate.—The Syllabus of Instructional Text may be obtained post free from the Secretary, I.P.R.E., Fairfield House, 20, Fairfield Rd., Crouch End, London, N.8. [0088]

WIRELESS telegraphy.—Merchant Navy offers to youths 16 upwards after qualification, lucrative positions as radio officers.—Apply British School of Telegraphy, 179, Clapham Rd., S.W.9 (Est. 1906). Recognised by Ministry of Education, moderate fees, modern equipment, day and evening tuition; also postal courses in theory of wireless telegraphy for P.M.G. Certs. and Amateur Transmitting Licence. [0124]

BOOKS, INSTRUCTIONS, ETC.
"WIRELESS World," 1949/53 complete; lot or separate years; offers.—Box 8219. [3590]

BOOKLETS "How to Use Ex-Govt. Lenses and Prisms," No. 1 and 2, price 2/6 each; ex-Govt. optical lists free for s.a.e.—H. English, Rayleigh Rd., Hutton, Brentwood, Essex. [0181]

I.P.R.E. technical publications, 5,500 Alignment Peaks for Superheterodynes, 5/9, post free; data for constructing TV aerial strength meter, 7/6; sample copy "The Practical Radio Engineer," quarterly publication of the Institute 2/-; membership and examination data, 1/-.—Sec., I.P.R.E., 20, Fairfield Rd., London, N.8. [0089]



2/6 only.—The latest "Home Constructor" with supplements, 68 pages, 20 circuits (superhets, T.R.F.s, amplifiers, feeders, equipment) layout and point-to-point wiring diagrams, coil pack construction, car radio construction, radio information, radio control, radiogram construction, profusely illustrated catalogue of components, send to-day.—Dept. W23C, Supacolls, 21, Markhouse Rd., E.17. [3583]

"THE CHALLENGER"
BRITAIN'S NEWEST TAPE DECK
 Really compact, size only 11" x 7 1/2"
 Weight 4 lb.
 Incorporating the very latest in Deck design and fitted with new type super heads giving high quality reproduction. Just the Deck you have been waiting for at the right price.
£10.10.0



Send stamp for details of this and Amplifier to suit the E.W.A. Decks to:
E. W. A.
 266 Warbreck Drive, Blackpool

METER REPAIR SERVICE


ALL TYPES and MAKES
 Single and Multi-Range
 Phone for immediate service
THE ELECTRICAL INSTRUMENT REPAIR SERVICE
 329 Kilburn Lane, London, W.9
 Tel.: LADbroke 4168

Remember
POPPY DAY
 BRITISH LEGION, HAIG'S FUND
 PALL MALL, LONDON, S.W.1
(Organized under the War Charities Act 1940)

AUTOMATIC (TIME) SWITCHES
 New and reconditioned 15 day clockwork and electric switches
 from 35/-
 Send S.A.E. for illustrated details to:—
DONOHUE (TIMERS) GEORGE STREET NORTH SHIELDS, NORTHUMBERLAND

THE OSRAM NINE - ONE - TWO
AMPLIFIER INSTRUCTION BOOK
 and
HIGHEST QUALITY COMPONENTS
 Available from
GOVENTRY RADIO
 189, DUNSTABLE ROAD, LUTON.
 Phone: 2677.
 Price, 3/6, plus 3d. postage also
 Our 1954-5 Component Catalogue at 1/-

INSTRUMENT CASES



Size, 8" x 7 3/8" x 4 3/4"
 Aluminium 25/-
 Steel..... 20/-
 Post & packing 1/6d. extra.
 Available in sizes to 12" x 12" x 4"
 Various finishes
 Send for List 32
 Cadmium plated steel chassis. Send for List 42
SUTTON GOLDFIELD ELECTRICAL ENGINEERS
CLIFTON ST., SUTTON GOLDFIELD
 Phone: SUT 5666

INDEX TO ADVERTISERS

	PAGE		PAGE		PAGE
Acoustical Mfg. Co., Ltd.	13	Field, N. H.	150	Painton, Ltd.	42
Acocla Products, Ltd.	56	Fillmer, J. T.	158	Palmer, G. A. S.	124
A.D.S. Relays, Ltd.	118	Fisher Electronics Co., Ltd.	107	Pamphonic Reproducers, Ltd.	73
Advance Components, Ltd.	2, 25, 52	Fluxite, Ltd.	124	Parsons, Ltd.	48
Aerialite, Ltd.	31	Fogle, W. & G., Ltd.	156	Parsonage, W. F. & Co., Ltd.	170
Aero Research, Ltd.	32	Franks, H.	150	Partridge Transformers, Ltd.	153
Airmec, Ltd.	38	Frith Radiocraft, Ltd.	164	P.C.A. Radio	140
Allen Components, Ltd.	157	Furnikit	102	Pearce, T. W.	153
Allen-Dixon	170	Furzehill Laboratories, Ltd.	113	Pitman, Sir Isaac & Son, Ltd.	168
Alpha Radio Supply Co., The	149			Post Radio Supplies	57
Altham Radio Co.	109			Power Controls, Ltd.	148
Amplex Appliances (Kent), Ltd.	124			Pratt's Radio	76, 77, 78, 79
Amplivox, Ltd.	64			Price, Norman (Publishers), Ltd.	102
Anders Electronics, Ltd.	120			Proops Bros., Ltd.	168
Anglo-American Vulcanised Fibre Co., Ltd.	121			Pye, Ltd.	16, 41, 55
Antex	52			Pye, W. G. & Co., Ltd.	34
Antiference, Ltd.	37				
Appointments Vacant	108, 109, 152, 166, 167			Quartz Crystal Co., Ltd.	168
Arcoelectric Switches, Ltd.	112				
Ariel Sound	162				
Armstrong Wireless & Television Co., Ltd.	149				
Ashdown, H.	118				
Ashworth, H.	60				
Austin, Kaye & Co., Ltd.	106				
Automatic Coil Winder & Electrical Equipment Co., Ltd., The	1				
Barker Natural Reproducers	155				
Barton's (Radio)	132				
Beamish, V. W.	154				
Bell, John, & Crouden	126				
Belling & Lee, Ltd.	85				
Bel Sound Products, Ltd.	156				
Benson, W. A.	150				
Berry's (Short Wave), Ltd.	120				
Birmingham Sound Reproducers, Ltd.	80				
B. K. Partners, Ltd.	111				
Blackvac	104				
Blundell, G.	156, 168				
Bradmatic, Ltd.	162				
Brighton Radio Co.	126				
Britain, Chas. (Radio), Ltd.	151				
British Communications Corp., Ltd.	69				
British Distributing Co.	170				
British Industries Fair	9				
British Institute of Engineering Technology	170				
British Insulate Cables, Ltd.	22				
British National Radio School	152				
British Physical Laboratories	64, 110				
British Sarozal, Ltd.	152				
Brookes Crystals, Ltd.	102				
Brown, S. G., Ltd.	124				
Bulgin, A. F. & Co., Ltd.	Edit.				
Bull, J., & Sons	106				
Bullers, Ltd.	113				
Burne-Jones & Co., Ltd.	114				
Candler System Co.	168				
Cannon Electric (Gt. Britain), Ltd.	163				
Chaffey Cabinet Co.	169				
Champion Products	154				
Chapman, C. T. (Reproducers), Ltd.	68				
Cie Generale de Metrologie	114				
Cinema Television, Ltd.	14				
City Sale & Exchange, Ltd.	123				
Classic Electrical Co., Ltd.	101				
Clydesdale Supply Co.	142				
Clyne Radio, Ltd.	136, 137				
Cohen, D.	140, 141				
Cosmocord, Ltd.	84				
Cossor, A. C. Ltd.	90				
Coventry Radio	171				
Cranston, Alan	168				
Davies, A. & Co.	170				
Davis, Jack (Relays), Ltd.	132				
Denco (Glacton), Ltd.	75				
Direct T.V. Replacements	72				
Dixon, L. & Co.	158				
Donohoe's (Timers)	171				
Drayton Regulator & Instrument Co., Ltd.	118				
Dubilier Condenser Co. (1925), Ltd.	39				
Duke & Co.	163				
Dulce Co., Ltd., The	162				
Dun-Sobieson Electrical Co.	162				
Easco Electrical, Ltd.	170				
Edison Swan Electric Co., Ltd.	Cover 11, 17, 44, 91				
Electrical Instrument Repair Service, The	171				
Electrical Instrument Co. (Hillington), Ltd., The	66				
Electro Acoustic Laboratories	159				
Electric Audio Reproducers, Ltd.	157				
Electro-Acoustic Developments	154				
Electro-Acoustic Industries, Ltd.	47				
Electronic Instruments, Ltd.	54				
Electronic Precision Equipment	96, 97, 98, 99				
Electro Methods, Ltd.	43				
Electro-Wind, Ltd.	150				
E.M.G. Handmade Gramophones, Ltd.	167				
E.M.I. Factories, Ltd.	87, 94				
E.M.I. Institutes	15, 92				
E.M.I. Sales & Service, Ltd.	24				
Enthoven Solders, Ltd.	6				
Eta Tool Co. (Leicester), Ltd.	76				
Ever Ready Co. (Gt. Britain), Ltd., The	35				
E.W.A.	171				
Excel Sound Services, Ltd.	125				
Hall Electric, Ltd.	73				
Hannay, L. F.	140				
Harris, P.	150				
Hartley, H. A., Co., Ltd.	60				
Hatfield Instruments, Ltd.	74				
Henley's, W. T. Telegraph Works Co., Ltd.	162				
Henry's	145				
Hifi, Ltd.	68				
Hivac, Ltd.	74, 117				
Holley Radio	108				
Homelab Instruments, Ltd.	127				
Household Electrix, Ltd.	105				
Howorth, P.	162				
H.P. Radio Services, Ltd.	116				
Hunton, Ltd.	122				
Hygrade Wire Co.	159				
Iliffe books	79				
Imhot, Alfred, Ltd.	58				
International Correspondence Schools	120				
Kaye Electrical Mfg. Co.	126				
Kempner, S.	104				
Kenroy, Ltd.	158				
Keyswitch Co., The	100				
Koskie, B.	150				
Lafo Compounds, Ltd.	163				
Lasky's Radio	135, 134				
Leak, H. J., & Co., Ltd.	95				
Lee Products (Gt. Britain), Ltd.	122				
Leavers-Rich Equipment, Ltd.	126				
Lewis Radio Co.	165				
Light Soldering Developments, Ltd.	123				
Lockwood & Co.	162				
London Central Radio Stores	164				
Lowther Mfg. Co.	70				
L. R. Supply Co., Ltd.	103				
Ludry, Ltd.	164				
Lyons Radio	150				
Magnetic Coatings, Ltd.	110				
Magnetic Devices, Ltd.	8				
Mail Order Supply Co.	29, 30, 31				
Malvyn Eng. Co.	158				
Marconi Instruments, Ltd.	45				
Marconi's Wireless Telegraph Co., Ltd.	86, 93				
Marks, C., & Co.	144				
Martin, J. H.	164				
Massey, R.	170				
McElroy-Adams Mfg. Group, Ltd.	100				
McMurdo Instruments Co., Ltd.	68				
Metropolitan-Vickers Electrical Co., Ltd.	12				
Midland Instrument Co.	108				
Miers, N. & Co., Ltd.	50				
Minnesota Mining & Mfg. Co., Ltd.	50				
Modern Book Co.	169				
Modern Electrics, Ltd.	127				
Modern Techniques	103				
Morley Transformers	164				
M.R. Supplies, Ltd.	72				
Mulder, Ltd.	3, 7, 20, 82				
Multicore Solders, Ltd.	Cover 1				
Multitone Electric Co., Ltd.	56				
Murex, Ltd.	72				
Newtown Industries	160				
Northern Radio Services	46				
Northern Transformer Co.	169				
Nu-Swift, Ltd.	164				
Oddie, Bradbury & Cull, Ltd.	156				
Oryx Electrical Laboratories	52				
Osmer Radio Products, Ltd.	59				
Oxley Developments Co., Ltd.	160				
Palmer, G. A. S.	124				
Pamphonic Reproducers, Ltd.	73				
Parsons, Ltd.	48				
Parsonage, W. F. & Co., Ltd.	170				
Partridge Transformers, Ltd.	153				
P.C.A. Radio	140				
Pearce, T. W.	153				
Pitman, Sir Isaac & Son, Ltd.	168				
Post Radio Supplies	57				
Power Controls, Ltd.	148				
Pratt's Radio	76, 77, 78, 79				
Premier Radio Co.	76, 77, 78, 79				
Price, Norman (Publishers), Ltd.	102				
Proops Bros., Ltd.	168				
Pye, Ltd.	16, 41, 55				
Pye, W. G. & Co., Ltd.	34				
Quartz Crystal Co., Ltd.	168				
Radio & Electrical Mart, The	148				
Radio Corporation of America	26				
Radio Experimental Products, Ltd.	162				
Radio Kits, Inc.	170				
Radio Resistor Co., Ltd., The	21				
Radio Servicing Co.	116				
Radiosparus, Ltd.	168				
Radio Supply Co.	158, 139				
Radio Traders, Ltd.	146, 170				
Reliance Mfg. Co. (Southwark), Ltd.	154				
Reproducers & Amplifiers, Ltd.	53				
R. S. A. F.	152				
Rodins Laboratories	161				
Rogers Development Co.	117				
Rola Celestion, Ltd.	125				
Rollet, H., & Co., Ltd.	168				
Rose, Norman (Electrical), Ltd.	164				
Rubber Rollers, Ltd.	118				
Rudman Darlington (Electronics), Ltd.	58				
Runback Electrical Products	168				
Salford Electrical Instruments, Ltd.	40				
Sallis, A. T.	148				
Samsons' Surplus Stores	142				
Sangamo Weston, Ltd.	94				
Sapphire Bearings, Ltd.	36				
Savage Transformers, Ltd.	161				
Scientific Instrument Co	170				
Service Radio Spares	146				
Sherman's Supply Co.	165				
Simmonds, L. E., Ltd.	70				
Smith, G. W. (Radio), Ltd.	143				
Smith, H. L. & Co., Ltd.	164				
Smith, W. H., & Son, Ltd.	126				
Sound Sales, Ltd.	92				
Southern Radio Supply, Ltd.	158				
Southern Rentals, Ltd.	112				
Spencer-West	156				
Spicers, Ltd.	106				
Standard Telephones & Cables, Ltd.	63, 83, 98				
Star Metal Plate Works	160				
Stern Radio, Ltd.	128, 129, 130, 131				
Stewart Transformers, Ltd.	66				
Stratton & Co., Ltd.	70, 115				
Suflex, Ltd.	102				
Surgen, A. R., & Co. (Engineers), Ltd.	10				




CONDENSERS

exclusively specified

for the OSRAM 912
HIGH FIDELITY AMPLIFIER

Qty.	Capacity	Tolerance or Working Volts D.C.	T.C.C. Type No.	List Price Each
1	0.1 μ F	200V	CP36H	2/2
1	0.005 μ F	350V	CP31N	1/8
1	0.01 μ F	350V	CP32N	1/8
1	0.02 μ F	350V	CP33N	1/9
1	0.1 μ F	350V	CP37N	2/3
2	0.001 μ F	500V	CP30S	1/9
3	0.05 μ F	500V	CP37S	2/1
1	22pF	$\pm 5\%$	SMP101	1/4
1	220pF	$\pm 5\%$	SMP425	1/7
2	470pF	$\pm 5\%$	SMP501	1/7
1	1,000pF	$\pm 5\%$	SMP701	2/-
1	2,000pF	$\pm 5\%$	SMP701	2/6
1	2 μ F	25V	CE31C	2/6
2	50 μ F	25V	CE18C	3/-
2	25 μ F	25V	CE77C	2/9
2	8-16 μ F	450V	CE34PEA	8/-
2	Mounting Clips		S6105	4d.

Special price for complete set £2.15.0



specified for the
MULLARD 5-10
HIGH QUALITY
AMPLIFIER

The choice of T.C.C. Condensers for these two new amplifiers for the home constructor is yet further evidence of leadership. More and more designers are specifying T.C.C. because they know that long life and consistent reliability are thus ensured.



**LEADERSHIP
SINCE 1906**

Qty.	Capacity	Tolerance or Working Volts D.C.	T.C.C. Type No.	List Price Each
1	0.02 μ F	350V	CP33N	1/9
3	0.1 μ F	350V	CP37N	2/3
1	180pF	$\pm 5\%$	SMP401	1/7
	120pF			
1	82pF	$\pm 5\%$	SMP101	1/4
1	270pF	$\pm 10\%$	SMP425	1/5
1	3,300pF	$\pm 10\%$	SMP701	2/8
1	680pF	$\pm 10\%$	SMP601	1/5
1	100 μ F	12V	CE100B	3/-
2	100 μ F	25V	CE100CE	4/-
2	8 μ F	350V	CE99LE	3/3
1	50-50 μ F	350V	CE172LE	16/-
1	33pF	$\pm 10\%$	SCT1	2/6
1	100pF	$\pm 20\%$	SCT2	1/9

Special price for complete set £2.5.0

THE TELEGRAPH CONDENSER CO. LIMITED

RADIO DIVISION · NORTH ACTON · LONDON · W.3 · Tel: ACORN 0061

On every job ... in any climate



U.S.A.: The DuMont factory at Newark.

ARGENTINA: Phillips Argentina, S.A.,
Saavedra, Buenos Aires.NORWAY: Tundberg Radiotabrik,
Norway.

ERSIN MULTICORE SOLDER

INDIA: Phillips Electrical Co. (India) Ltd.,
Calcutta.

BRAZIL: Invictus Radio Factory.

AUSTRALIA: Amalgamated Wireless (A'sta)
Ltd., Sydney.

makes reliable joints

Leading manufacturers of radio, television and electronic equipment all over the world insist on Ersin Multicore Solder. Despite freight and import charges they find it more economical because of the savings in material and labour costs.

Multicore Solder is now supplied with 5 cores of flux, unless otherwise ordered. This extra fast flux (type 362) is a Pentacol derivative which is particularly effective for cleaning heavily oxidised components for high-speed soldering processes. In many cases the use of 5 core solder enables manufacturers to use an alloy of lower tin content, thus making considerable savings.

Type 362 flux has successfully undergone many

practical non-corrosion tests including an impressive experiment in the Propagating House of the Royal Botanical Gardens at Kew. After a long period under the severest conditions all joints on the test panel were found to be completely free from corrosion and fungus growth. Type 362 flux is approved by A.I.D., A.R.B., G.P.O., and complies with R.C.S. 1,000.

Ersin Multicore Solder is available in a variety of tin/lead percentages to suit all soldering processes. The Multicore Technical Service department will be pleased to advise manufacturers on the most suitable and economic type of flux and solder for their particular need.

Bib



WIRE STRIPPER AND CUTTER

This 3 in 1 tool strips insulation without nicking the wire, cuts through flex cleanly and splits extruded flex, doing each job quicker and better than the number of tools usually required. Adjustable, by the turn of a screw, to most wire thicknesses.

1/6 (subject).



JELLY FLUX

For processes where cored solder is unsuitable and liquid flux will not adhere to the surface, a high viscosity red jelly flux is available. It is believed to be the only quick soldering non-corrosive jelly flux. M.O.S. approved for specific purposes. D.T.D. 900/4371. Size 12 tin 4/6 (subject).

MODERN SOLDERS

A revised edition of "Modern Solders" will be sent to laboratory engineers and technicians applying on their firm's official notepaper. "Modern Solders" contains valuable information on melting points, standard gauges, constitution of alloys and the use of solder.



SIZE 1 CARTONS 5/- (SUBJECT)

Available in the following specifications:

Cat. Ref. No.	Alloy Tin/Lead	S.W.G.	App. L'gth per carton
C 16014	60/40	14	21 feet
C 16018	60/40	18	55 feet
C 14013	40/60	13	19 feet
C 14016	40/60	16	38 feet

Available on 7 lb. reels for factory use. Prices on application.

