

3<sup>D</sup>

# The Wireless World

UNIVERSITY OF TORONTO  
 FEB 14 1933  
**AND RADIO REVIEW**


*The Paper for Every Wireless Amateur*

Wednesday, November 2nd, 1927.

**If it concerns  
 Variable Air Spaced  
 Condensers**

say

**CYLDON**



**FOR ELECTRICAL AND MECHANICAL EFFICIENCY**

Write for our FREE Booklet  
 "Concerning Variable Condensers."

Post Free on Request.

SYDNEY S. BIRD & SONS, LTD., "CYLDON" WORKS, ENFIELD TOWN.

**THE ONLY WAY!**

"It's a far, far better thing that I do than I have ever done."

The day you decide on installing one of

**CLARKE'S  
 "ATLAS"**

**H.T. BATTERY ELIMINATORS**



is the day you take from wireless its biggest source of annoyance. Think of it! Never another worry from noisy and "fading" dry batteries; no more fagging trips with a discharged H.T. accumulator. Always power enough and to spare; always dead-silent power at next to no cost!

Prices: Direct current models from £3 5 0 to £6 10 0. Alternating current models from £5 10 0 to £9 0 0. (Royalties & Valves extra on Alternating Current Models only.)

Send for Folder No. 24.

H. CLARKE & Co. (M/c) Ltd., Atlas Works Old Trafford—Manchester.

**"VARTA"**

**MONOBLOCKS**

for

**ECONOMICAL  
 H.T. SUPPLY.**

**Don't scrap  
 —recharge.**



20-volt units

**9/-**

A.F.A. Accumulators Ltd.  
 120 Tottenham Court Rd.  
 London — W.1.

**The  
 Melody  
 Maker**




**Cossor**

**A type for every**

**purpose**

Advt. A. C. Cossor, Ltd., Highbury, N.5.





## THE NEW COLUMBUS

Reaching out far into the ether, this new Columbus of Radio can discover for you a myriad of pleasures and excitements.

The only Portable known to have picked up U.S.A. direct on loud speaker and headphones, the new Langham Transatlantic 5-valve Portable is guaranteed by us to receive, under normal conditions, at least 20 stations anywhere in Britain. It has a full loud-speaker

We offer it to you for a week's trial. If it does not do what we claim, return it to us and your money will be refunded in full.

Only £6 deposit and 12 monthly instalments of £2 15 0, or  
35 gns. cash complete.

**Write for full particulars now.**

Langham Radio, Albion House, 59, New Oxford Street, W.C.1.


range of well over 1,000 miles, and we sell it with a *definite guarantee for two years*. No other Radio manufacturer has yet done this. We can do it because we know our product to be the best set, portable or otherwise, ever put into production. It is completely self-contained in a solid leather case, needs no aerial or earth, and is very easily portable.

The  
**LANGHAM**  
*Portable Radio*

Telephone: Museum 2878 and 8293.



THERE IS  
NO FILAMENT  
LIKE THE  
WONDERFUL  
MULLARD P.M.  
FILAMENT



The filament that holds world preference because it improves any radio receiver . . . because it gives more value for lowest maintenance . . . because it is tough and lasts longest. The filament with huge proportions and enormous emission. A British filament found only in Mullard P.M. Radio Valves.

# Mullard

## THE · MASTER · VALVE

Advert. MULLARD WIRELESS SERVICE CO., LTD., MULLARD HOUSE, DENMARK STREET, LONDON, W.C.2.

# TWO WONDERFUL BULLPHONE UNITS AT 15/- EACH.


## EACH A MASTER OF ITS KIND

*A great surprise awaits you!*

### NEW WONDER CONE UNIT

*with Balanced Armature.*

Purchase a sheet of 3-ply 3ft. square. Cut a hole in centre 12½" in diameter and make your own cone from instructions supplied with each unit or send 2/- for the Bullphone Paper Cone as fitted to our own speakers.




AS FITTED TO OUR CABINET CONE

*Astonishing results, equal to the most expensive Loud Speakers yet made, are guaranteed with either of these Units.*

### GRAMOPHONE ATTACHMENT

Reduced from 32.6 to 15/- solely as an advertisement for the famous Bullphone Nightingale Speakers

This unit has a 4" diaphragm and is fitted with laminated pole pieces and cobalt magnet, the magnetism of which is guaranteed for all time, no matter how frequently it may be dropped or how roughly treated.



AS FITTED TO OUR £6 POST HORN

**SATISFACTION GUARANTEED OR MONEY REFUNDED**

From a 2 ply board, 24 square cut out a 12½ circle, then cut a strip of wood 16½x2½" and



make a hole 2½" dia. in centre, this will carry the unit. Fix strip to board as shown.

Double paper cone, with tissue paper edge for easy fixing, as fitted to



our own loud speakers, 2/- each

**BULLPHONE DOUBLE PAPER CONE 2/-**

Postage 3d. extra

**10/- DEPOSIT BUY ON EASY TERMS 5/- DEPOSIT**

### NIGHTINGALE CONCERT SUPREME



BAKELITE

SOUND CONDUIT & TONE ARM

26" HIGH BELL MOUTH 14½" FINISHED IN MAHOGANY

GUARANTEED FREE FROM METALLIC RESONANCE

SUPER

63/- cash, or EASY TERMS deposit and 12 monthly payments of 5/-


Size 17 ins. high by 15 ins. in Mahogany, Walnut or Rosewood finish.



CABINET CONE

77/6 cash, or EASY TERMS 10/- deposit and 12 monthly payments of 6/-

21 ins. high with 14-in. Bell, Mahogany finished, with plated arm and stand.



DE LUXE

57/6 cash, or 5/- deposit and 12 monthly payments of 5/-

*Deferred Payments. All Speakers supplied on first payment. No references required.*

*Send your deposit now to your local dealer or direct to*

**BULLPHONE, 38, HOLYWELL LANE, LONDON, E.C. 2.**

*Mention of "The Wireless World," when writing to advertisers, will ensure prompt attention.*





# CARBORUNDUM IN RADIO

## A NEW DEPARTURE in R.C. Coupling

Faithful  
Reproduction

Reduces  
H.T. Consumption



THE

### CARBORUNDUM RESISTANCE CAPACITY COUPLING UNIT.

THIS Unit is quite different from any other at present on the market, presenting as it does many distinct advantages over Units employing ordinary Grid Leaks and Anode Resistances. The Resistances used in the Carborundum Resistance Capacity Coupling Unit are solid rods of unbreakable Carborundum, which is created in the largest electric furnaces in the world, at the terrific temperature of 4060° F. They cannot burn out, present no capacity effects, and are absolutely non-microphonic. The Unit takes up far less room than the smallest L.F. Transformer, and the complete absence of background noise enhances the already great possibilities of R.C. Coupling. Not being dependent on a metallic film, the resistances will not disintegrate and are unaffected by atmospheric changes.

No. 73 Price 8/6

CARBORUNDUM ANODE RESISTANCES and GRID LEAKS in all standard values.

Price - each 2/6

SEE OUR EXHIBIT  
Manchester "Evening Chronicle"  
WIRELESS EXHIBITION  
STAND No. 16

CARBORUNDUM STABILISING DETECTOR UNIT.  
The most satisfactory method of crystal detection.  
Price 12/6 (Dry Cell 5d. extra)

Ask for new 24-page book containing  
circuits and much useful information.

All Carborundum Radio Products are sold under our complete guarantee that they will operate satisfactorily in properly designed circuits.



# THE CARBORUNDUM CO. LTD. MANCHESTER



EVERYTHING

The  
**G. E. C.**  
 your guarantee

ELECTRICAL

# DO YOU REALISE

that in buying the

## "GEEKO"

20-volt H.T. Unit you are getting an  
 H.T. Accumulator with a Capacity of  
 4250 m.a. at a 15 m.a. discharge rate

"GEEKO" H.T. Accumulators are made up in 20-volt units, each containing 10 cells with a capacity of 4250 m.a. hours at a 15 m.a. discharge rate. This capacity probably exceeds that of any other make. 2-volt tapplings are provided, and at the cost of 9d. a volt, these accumulators represent unequalled value. Four sizes of cabinets are obtainable for 3, 4, 5 or 6 units, giving voltages of 60, 80, 100 and 120 respectively.

"GEEKO" 20-volt H.T. Unit in crate with wander plugs ... 15s. 0d.

Sold by all Wireless Dealers.

MADE IN  
 ENGLAND



USE  
 the new  
**Osram**  
 Valves  
 with the  
 New Filament

# "GEEKO"

## RADIO ACCUMULATORS



**CLEAREST**

**STRONGEST**

**LAST THE LONGEST**

**EDISWAN**  
VALVES

W.W. 2.11.27

To The Edison Swan Electric Co., Ltd.,  
(Publicity) 123/5 Queen Victoria Street, LONDON, E.C.4.

Particulars of my set are attached. Send your valve booklet marked up with the valves you recommend.

*NOTE - If you would like a copy of the new "R.C. Threesome" Book and Blue Print also, place a cross here.....*

Name.....


Address.....

D65

EVERYTHING

The **G. E. C.**  
your guarantee

ELECTRICAL



**GECOPHONE**  
**CONDENSERS**

for **LOWEST**  
**LOSSES**

because the minimum of insulation which is employed is outside the electrostatic field. Famous short-wave workers realize the numerous benefits obtained with the "GECophone" Condenser—great distance, no body effects, precise tuning, smoother oscillation—and use "GECophone" for essential delicate control.

Square Law Type		Straight Line Frequency Type	
.0001 - 17/6	.0003 - 17/6	.0003 - 19/.	
.0002 - 17/6	.0005 - 19/6	.0005 - 22.	
.00025 - 17/6	.001 - 27/6		

**GECOPHONE**  
REGISTERED TRADE MARK


**LOW LOSS SLOW MOTION**  
**CONDENSERS**  
MADE IN ENGLAND.

Advt. of The General Electric Co., Ltd., Magnet House, Kingsway, London, W.C.2.

**As correct as**  
**the plumb line**

"THE shortest distance between two points" our old friend Euclid tells us, "is a straight line." The plumb line always registers the shortest distance between two points. It is correct—to a minute degree.

So is the T.C.C. Condenser. The strenuous tests through which every T.C.C. passes, ensure that. When you buy a T.C.C. you know that its capacity is identical with that stamped on the side of its green case. In its insulation, too, you can have the same complete faith. Remember: you get a square deal when you buy T.C.C. Mansbridge Condensers. All capacities from .005 mfd. price 1/8d.




**T.C.C.**  
**Condensers**

3d.  
and Coupon  
brings copy of  
"How to build  
your own H.T.  
Eliminator."

To the Telegraph Condenser Co. Ltd., Wales Farm Road., N. Acton, W. 3.  
I enclose 3d. in stamps. Please send me a copy of "How to build your own H.T. Eliminator for A.C. or D.C." W.W. No v. 2.

Name..... Address.....



Mention of "The Wireless World," when writing to advertisers, will ensure prompt attention.



# Your friends

will think you  
paid much more for  
this magnificent Loud  
Speaker than £6

ANYONE would. It has the appearance of a much higher priced instrument. And its performance is very far ahead of any other loud speaker in the same price-class.

There is no need, whatsoever, to pay more for your hornless loud speaker. The **Brown Universal** will give you a reproduction that will satisfy the most critical ear. Hear it. Close your eyes. However much you strain you will be unable to detect the slightest imperfection in its interpretation of the broadcast. You will in fact, find it difficult to realise that the artistes are not actually present. For the **Universal** is made faithfully to maintain the **Brown** reputation as "the loud speaker that tells the truth." In that you can have utter faith.

Ask your Wireless Dealer to demonstrate the **Universal** to you. You will agree that such unblemished reproduction is worth far more than its cost—£6.

There is also the **Brown Mascot Hornless Loud Speaker**. £4. 10s.

# Brown

UNIVERSAL  
LOUD  
SPEAKER

S. G. BROWN., Western Avenue,  
North Acton, W.3

Retail Showrooms: 19, Mortimer Street, W.1; 15, Moorfields, Liverpool; 67, High Street, Southampton. Wholesale Depots: 2, Lansdown Place West, Bath; 75, Robertson Street, Glasgow; 5-7, Godwin Street, Bradford; Cross House, Westgate Road, Newcastle; Howard S. Cooke, 59, Caroline Street, Birmingham; Robert Garmany, Union Chambers, Union Street, Belfast.

# SELFRIDGE'S

LONDON'S RADIO HEADQUARTERS

*Selfridge's are famous for Sets and Components at London's Lowest Prices—and everybody knows that if it comes from Selfridge's it can be depended upon absolutely*

## THREE GREAT NEW SERVICES

### SERVICE No. 1.—Selfridge's Radio Annexe

There are still many of our friends who are unable to visit us during usual business hours, and for their convenience our Radio Annexe at 101, Wigmore Street (corner of Duke Street), will remain open daily until 7 p.m. (except Saturdays, of course).

Here will always be found a full stock of all the latest components and a number of very special money-saving bargains.

### SERVICE No. 2.—COMPLETE SETS OF COMPONENTS ON DEFERRED PAYMENTS.

We have long felt that so many more would be able to enjoy building the new circuits which appear from time to time were it not for the big original outlay. We have much pleasure, therefore, in announcing that Sets of Components may now be obtained from Selfridge's at once—payment to be spread over six months (5 per cent. only being added to the total value), minimum total cost £3. For example, the components for the Cossor "Melody Maker" (less valves) will be delivered against a first payment of 19s. and 5 equal payments of 19s.

### SERVICE No. 3.—GECOPHONE LOUD SPEAKERS ON DEFERRED PAYMENTS.

A good Loud Speaker you must have for perfect reproduction, and you may now obtain beautiful Gecophone Cone Loud Speakers on Deferred Payments. The Wall Plaque: First payment 15s. 4d., and five payments of 15s. 4d. The Unique Fire-screen Cone: First payment 11s., and eleven payments of 11s. The Lamp-shade Cone: First payment 11s., and eleven payments of 11s.

## WONDERFUL OFFER

### POLAR JUNIOR CONDENSERS.

This beautiful little condenser has long straight line frequency scale, a very smooth action, and perfect screening which eliminates hand capacity effects. It is very light and tested to 500 volts.

PRICE **2/-**  
or complete with Detex. 2½" slow motion dial, 4s. Postage extra.

### CLEARTRON VALVES.

Satisfaction is assured.

If you will tell us what Valves you are using to-day, we will advise you the type of "Cleartron" Valve you should use in its place.

**GENERAL PURPOSE VALVES** **3/9**

Standard Price, 10s. 6d. (Postage 3d. extra).

**BRITISH POWER & R.C.C. AMPLIFICATION VALVES** **6/6**

Standard Price, 12s. 6d. (Postage 3d. extra).

Post free on Orders over 10s.

Valve.	Filament Volts.	Filament Ampls.	Impedance Ohms.	Amplification Factors.
CT08.....	3.0	0.08	18,000	7.5
CT08*.....	3.0	0.15	8,000	4
CT10.....	3.8	0.1	15,000	7.5
CT10*.....	3.8	0.1	8,000	3.8
CT15.....	1.8-2.0	0.15	18,000	7.5
CT15*.....	2.0	0.3	5,000	3.5
CT215H†.....	2.0	0.15	100,000	45
CT25.....	5.0	0.25	10,000	9
CT25B†.....	5.0	0.25	20,000	20
CT25*.....	5.0	0.5	4,000	5

\*Lower Valves are marked \*.

†Valves marked † are Special Valves for resistance capacity amplification.

Radio Dept., First Floor.

Selfridge and Co., Ltd., Oxford St., London.

Phone: Mayfair 1234.

The

# W.B.

**LOUD SPEAKER AND CABINET RANGES**



The W.B. ALL-WOOD "JUNIOR" in Polished Oak and Mahogany. Movement by Messrs. S. G. Brown, Ltd.

£4:0:0 complete.

Horn only. £2:0:0

providing the movement you have is satisfactory.

And Cabinets—the W.B. Range gives you a choice of 7 sizes in Polished Oak or Mahogany. Highly finished Ebonite panels can be supplied for each size at Standard prices, and the Cabinets themselves are produced on a basis of "quality," not "quantity."


Even so, prices are most reasonable and bear favourable comparison to those of many cabinets which are not so finely made.

Shall we send details of the complete range of W.B. All-Wood products?

### PRICES.

	Oak.	Mahogany.		Oak.	Mahogany.
12" x 7" x 7" ..	15/-	17/6	21" x 7" x 7" ..	24/-	28/-
14" x 7" x 7" ..	18/6	21/-	24" x 7" x 7" ..	30/-	35/-
16" x 8" x 7" ..	20/-	23-	26" x 8" x 7" ..	32/6	37/5
18" x 7" x 7" ..	21-	25-			

Manchester Wireless Exhibition, STAND 77



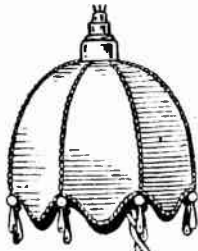
A W.B. All-Wood Cabinet.

**WALKER BROS. (GUILDFORD) LTD.**  
**BRAMLEY GUILDFORD**

Telephone: Bramley 117.

Mention of "The Wireless World," when writing to advertisers, will ensure prompt attention.






# For working entirely off the E.L. Mains

The illustration shows the new Met-Vick 5 with the eliminators contained in the side cupboards. It can be plugged into a lighting circuit just like any other Electric appliance. If used with H.T. and L.T. batteries these can be accommodated in the cupboards. The circuit employs two phase-balanced and stabilized H.F. stages before the detector, and two resistance coupled L.F. stages.

Operation is extremely simple, the local station can be easily cut out and a wide range of alternative programmes obtained. Special attention has been paid to running costs which are remarkably low.

The Met-Vick 5 is a really beautiful instrument and while a distinct advance on any 1926 model it still remains at a reasonable price. Obtain Leaflet 4117/9 for complete range of prices.




## Battery Eliminators

Met-Vick Battery Eliminators are supplied in two models, one for providing filament current and the other for anode and grid currents, by plugging in on electric light mains. *The H.T.-G.B. Model* provides a high voltage (up to 250 V.) for the last valve (ensuring a large volume without distortion). It is fitted with a switch, a protective fuse and a distributor panel enabling it to be used on various supply voltages of 40-100 periods. Grid Bias tappings at 5, 10, 15 and 20 volts.

The smoothing system is of exceptional efficiency. The eliminator can therefore be used successfully with multi-valve and the most sensitive sets even in districts where there are considerable irregularities in the electrical supply.

*The L.T. Model* gives an output of 5 amperes at 4 volts and a potentiometer ensures complete absence of hum. Obtain copy of List 7117/8.



# MET-VICK

(COSMOS)

METRO-VICK SUPPLIES LIMITED

(Proprietors: Metropolitan-Vickers Elec. Co. Ltd.)

155 Charing Cross Road - LONDON, W.C. 2


See them on the Met-Vick Stands Nos. 34 and 35 Manchester Radio Exhibition October 24 to Nov 5

EVERYTHING **The G.E.C.** ELECTRICAL  
your Guarantee

Perfect at Every Point

New **Osram Valves**  
with the New Filament

The Perfect Grid



**1. Accurate**

New and intricate machinery designed by experienced Research Engineers ensures accurate spacing between turns. This enables each valve to conform closely to published characteristics and makes for exact similarity between valves of the same type.

**2. Strong and Rigid**

Every turn is rigidly welded to the support wires. This prevents any possible movement of the grid wires from their prearranged position. In the case of the D.E.H. 410 there are no less than 80 welds.

**3. Scientific Control**

In the OSRAM D.E.H. 410 there are no fewer than 40 turns in the space of  $\frac{1}{8}$  of an inch. This means that the turns are less than  $\frac{1}{32}$  of an inch apart and this clearance never varies in valves of equivalent types, ensuring perfect control of the electron stream.

MADE IN ENGLAND

VALVES WITH HIGH MAGNIFICATION FOR RESISTANCE COUPLED SETS

OSRAM	2 volt	4 volt	6 volt	Price each 10/6
	D.E.H. 210	D.E.H. 410	D.E.H. 610	

Made at the factory with the greatest experience in valve manufacture in the British Empire.

Manufactured from raw material to finished product by the same British Organisation.

Advt. of The General Electric Co., Ltd., Magnet House, Kingsway, London, W.C.2

Uniform change of Reading



One of the many very valuable features of the J.B. Logarithmic Condensers is that any change of inductance results in a uniform change of reading throughout the scale.

Consequently, when two or more J.B. Log. Condensers are used for tuning with inductances of different values, they keep "in step" over the whole scale.

A unique feature of the J.B. Log. Condensers is that they are provided with rigid ball bearings for rotor. These bearings will never wear out, or give trouble of any kind.

J.B. Log. Condensers are proving the popular models of a popular condenser.


Prices: J.B. Log. Plain. .0005 mfd., 11/6; .0003 mfd., 10/6; .00025 mfd., 10/-; .00015 mfd., 10/-.

J.B. Log. Slow Motion. Double Reduction Friction Drive, Ratio 60-1. Complete with 2" Bakelite Knob for vernier control and 4" Bakelite Dial for main control. .0005 mfd., 16/6; .0003 mfd., 15/6; .00025 mfd., 15/-; .00015 mfd., 15/-.

Send for full particulars of our S.L.F. and Neutralising Models.

**JACKSON BROS.**  
8, POLAND ST - OXFORD ST  
LONDON - W 1 Telephone GERRARD 7414

Mention of "The Wireless World," when writing to advertisers, will ensure prompt attention.



Used and recommended by the important set makers of Great Britain, and for the famous MULLARD "RADIO FOR THE MILLION" Circuits.

*Prices :*

- Without Terminals 2/3
- With Terminals 2/6
- Combined Grid Leak and Terminal Valve Holder 3/9
- Antiphonic Valve Holder, U.X. Type 2/6

# Look to your Valve Holders !

**I**F your reception is unsatisfactory or weak, if it is spoiled by constant irritating noises, look to your Valve Holders.

See that they are guaranteed to absorb shock and eliminate all microphonic noises, because that IS where the fault lies.

The Lotus Valve Holder is constructed to give immediate and lasting connection when the valve pins enter the valve sockets. The leg sockets expand and automatically lock, and the floating platform in which they are fixed is suspended by four phosphor bronze springs, which have great mechanical strength and at the same time are sufficiently resilient to absorb any external shock that would cause damage to the valve.

Carefully made from the finest bakelite mouldings, with phosphor bronze leg sockets, every Lotus Valve Holder undergoes strict tests before leaving the factory, and can be relied on to withstand a great deal of rough usage.



Made by the makers of the famous Lotus Remote Control, Vernier Coil Holders, Jacks, Switches and Plugs.

GARNETT, WHITELEY & CO., LTD.  
 "Lotus Works" - Broadgreen Road, Liverpool

**ABSORBS SHOCK—ELIMINATES MICROPHONIC NOISES**

CAUSTON.



## TWO NEW POPULAR POWER H.T. BATTERIES

for 10 to 16 milliampere emission.

**P.P. 64**      **E.M.F. 64 volts**      **17'6**  
 Dimensions,  $14\frac{3}{8} \times 5\frac{3}{8} \times 3\frac{1}{8}$  ins.      Weight, 11 lbs. 9 ozs.

**P.P. 105**      **E.M.F. 105 volts**      **29'-**  
 Dimensions,  $15\frac{1}{2} \times 8 \times 3\frac{1}{8}$  ins.      Weight, 20 lbs.

In new container to save you trouble.

TAPPED EVERY 6 VOLTS.

Write for your copy of our New Wireless Battery Catalogue.

Regd. Trade Mark.

# "EVER READY"

## BRITAIN'S BEST BATTERIES

Service Dept. D.L., Hercules Place, Holloway, London, N.7

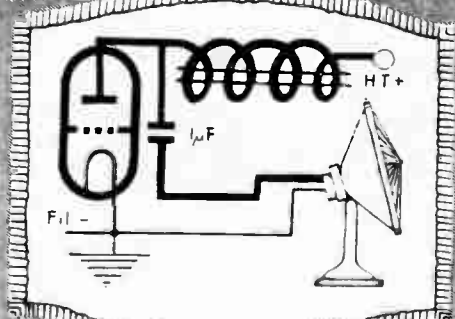
ARE SAFE, PUREST IN TONE, CLEANEST  
 IN USE, FREE FROM TROUBLE, LESS IN  
 COST than any other form of High Tension  
 supply.

# SUCCESS COMPONENTS

*The World's  
finest Choke!*

SUCCESS  
SUPER CHOKE  
14/-

USE A FILTER CIRCUIT WITH THE  
ONLY CHOKE DESIGNED FOR THE  
PURPOSE.




BEARD & FITCH LTD. 34, Aylesbury St. London, E.C.2

## 100% IMPROVEMENT IN QUALITY WITHOUT LOSS OF VOLUME

Mention of "The Wireless World," when writing to advertisers, will ensure prompt attention.





# A·N·P (Astatic-Non-Parasitic) Coils

A CLEVER SOLUTION OF A  
DIFFICULT PROBLEM.

*Patents pending.*

Designed to overcome in a simple manner the three difficulties associated with high frequency amplification namely: Magnetic coupling between coils, Stabilisation, and Parasitic Oscillation. The first named is prevented by Astatic winding, obviating the necessity for metal screens with their disadvantages, the second is obtained by centre and quarter-tappings accommodating valves of various impedances, and the third is avoided by balanced self-damping windings, thus dispensing with the expensive double condenser and resistance method previously used.

List 4117.8 gives full details and prices.

## Resistance Coupling Units

Thousands of radio enthusiasts are loud in their praises of "Cosmos" (Met-Vick) Resistance Coupling Units. L.F. stages coupled by means of these Units result in clear Loud Speaker reproduction without distortion. The 'V' type unit can now be supplied fitted with the new 'Met-Vick' A.C. Valve Socket for use when building a set for working off the E.L. mains. The A.C. Valve-socket is also supplied separately for panel or baseboard mounting. Obtain List 7117.8 for full details and prices.



## MET-VICK

(COSMOS)

METRO-VICK SUPPLIES LIMITED


Proprietors: Metropolitan-Vickers Elec. Co. Ltd.)

155 Charing Cross Road : : LONDON, W.C 2



R  
P88

See them on the Met-Vick Stands Nos. 34 and 35 Manchester Radio Exhibition October 24 to Nov. 5



## A new and perfect transformer The IGRANIC L.F. transformer, type "G"

This "G" Type Transformer is the very latest development of technical design directed towards the perfection of reproduction of radio broadcast.

It has been tested under conditions encountered in everyday practice by the ordinary listener. The results of these tests are shown in a series of curves compiled from measurements made by the National Physical Laboratory. They represent both a degree and a level of amplification never before obtained by a radio transformer.

You can be perfectly confident that the IGRANIC TYPE "G" L.F. TRANSFORMER will improve your existing Receiving Set both by increasing its volume of sound and purifying its tone and will ensure the best possible results from the next circuit you build.

Write for publication U227, which illustrates the wonderful "curves" resulting from use of the IGRANIC "G" TYPE.

Your dealer sells the entire range of



**IGRANIC ELECTRIC CO., LTD.,**  
149, QUEEN VICTORIA STREET, LONDON, E.C.4

Works: BEDFORD.

Branches:

BIRMINGHAM BRISTOL CARDIFF GLASGOW  
LEEDS MANCHESTER NEWCASTLE-ON-TYNE



## RECUPERATING AGENT IN THE HELLESEN DRY BATTERIES.

The proof of a Dry Battery is the number of hours of efficient service you get out of it for the money you spend. We are confident of the result if you rely on a Helleesen Dry Battery for your H.T. Supply. Get a smooth uniform H.T. Supply at the minimum cost per hour from a sealed genuine Helleesen H.T. Battery with the quadruple insulation and the No. 7 Recuperating Agent.

60-volt "WIRIN" 12/6

99-volt "WIRUP" 21/-

(Postage Extra.)

All types, voltages, etc., in Double and Treble capacities for H.T. and L.T. Supply. Ask your dealer for the type to suit your set and get the maximum service, or write us for full particulars.

Obtainable at all Radio, Electrical and General Stores  
Harrods, Selfridges, etc., or direct from

A. H. HUNT, Ltd. (Dept.), CROYDON, SURREY.



Mention of "The Wireless World," when writing to advertisers, will ensure prompt attention.

We were unable to show at Manchester:—but you can obtain

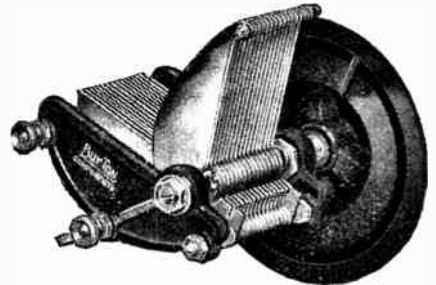
**BURTON**  
PRODUCTS

FROM ALL THE LEADING DEALERS

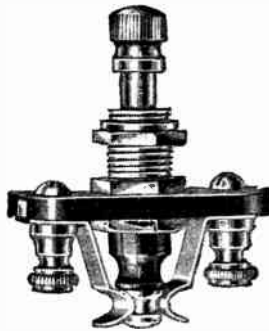


**THE MICRO-LOG DIAL.**  
As recommended by the Leading Wireless Journals and as fitted in "The Wireless World" Exhibition Five .. .. 5/- each.


**BURTON** STRAIGHT LINE VARIABLE  
**CONDENSERS!**



**THE NEW PATENTED S.L.F. CONDENSER**  
0005 with 4" Dial .. .. 6/-  
0003 .. .. 5/9



**PUSH PULL QUICK FIX CONTACT SWITCH.**  
Nickel Finish .. .. 1/3 each.



**BASE BOARD RHEOSTATS.**  
Made in 6, 10, 15 and 30 Ohms.  
Nickel Finish .. 1/6 each.



**PANEL RHEOSTATS.**  
Made in 6, 10, 15 and 30 Ohms.  
Complete with Dial .. 2/3 each.

**C. F. & H. BURTON**

Progress Works, Bernard Street, Walsall, England

Tel.: Walsall 560.



## The Cossor "Melody Maker"

—a stupendous success. Thousands now build  
this wonderful Set without risk of failure

UP and down the country thousands are building the wonderful Cossor "Melody Maker." Never before has any Wireless Receiver aroused so much enthusiasm. It's a great Set—backed by a great reputation. Into the design of the Cossor "Melody Maker" has gone all the skill and experience gained in the manufacture of the world-famous Cossor Valves. It lives up to its name—it is

a real "Melody Maker". Its tone is superb. It is a Set you'll be proud to own. Its razor-sharp tuning enables you to cut out your local station. Best of all, the wonderful new system of construction enables you to build it in an evening—just like a Meccano. No technical skill—no soldering—failure is impossible. Fill in the coupon and you'll receive the big instruction sheet *free*.

### Programmes from six Countries

Don't be content with programmes from one station only. The Cossor Melody Maker gives you a full range of programmes. Not only most of the B.B.C. Stations, but also Langenberg, Frankfurt, Hamburg Hilversum, Paris, Berlin, Rome, Berne, and Madrid. Easy to build, easy to operate, the Cossor Melody Maker is undoubtedly the Set of the Season.

**As easy  
to build  
as a  
Meccano**

# free

**Post the coupon  
or apply to your  
Dealer to-day**

To A. C. Cossor Ltd., Highbury Grove, London, N.5.  
Please Send me free of cost your constructional system "How to build the  
Cossor 'Melody Maker.'"

Name .....

Address .....

W.V.3



# The Wireless World

AND  
RADIO REVIEW  
(15<sup>th</sup> Year of Publication)

No. 427.

WEDNESDAY, NOVEMBER 2ND, 1927.

VOL. XXI. No. 18.

Editor : HUGH S. POCOCK.

Assistant Editor : F. H. HAYNES.

Editorial Offices : 139-40, FLEET STREET, LONDON, E.C.4

Editorial Telephone : City 4011 (3 lines).

Advertising and Publishing Offices : DORSET HOUSE, TUDOR STREET, LONDON, E.C.4.

Telephone : City 2847 (13 lines).

Telegrams : "Ethaworld, Fleet, London."

COVENTRY : Hertford Street.

BIRMINGHAM : Guildhall Buildings, Navigation Street.

MANCHESTER : 199, Deansgate.

Telegrams : "Cyclist Coventry."  
Telephone : 8210 Coventry.

Telegrams : "Autopress, Birmingham."  
Telephone : 2970 and 2971 Midland.

Telegrams : "111ffe, Manchester."  
Telephone : 8970 and 8971 City.

Subscription Rates : Home, 17s. 4d.; Canada, 17s. 4d.; other countries abroad, 19s. 6d. per annum.

*As many of the circuits and apparatus described in these pages are covered by patents, readers are advised, before making use of them, to satisfy themselves that they would not be infringing patents.*

## A CIRCUITOUS ROUTE.

**C**ONGRATULATIONS to the B.B.C. ! Although the B.B.C. has for some months past been following a circuitous route to reach the achievement of an Empire Broadcasting station—a route which has been almost strewn by the B.B.C. with self-imposed obstacles—yet they have got there at last. One might almost say "in spite of" the persistent egging on and pushing which they have experienced, and to which, we hope, we have contributed in no small measure ourselves.

The B.B.C. short-wave station is now in commission under the wing of the Marconi Company at Chelmsford, and the circumstances under which it has come into existence appear to be, as far as we can gather, very much along the lines of the suggestion we made some months back, that the B.B.C. should arrange for one of the commercial companies to undertake the erection and development of a short-wave broadcasting station which could be taken over by the B.B.C. when it had come up to the requirements of an agreed specification.

### Exchange of Programmes with America.

Simultaneously with the news of the establishment of this station comes the announcement from Capt. Eckersley, who has just returned from a visit to the United States, that the B.B.C. hopes within the next three weeks to begin exchanging broadcast programmes nightly with America, the exchange to take place probably between Chelmsford and the Schenectady station on wavelengths of the order of 20 to 30 metres, and that, although previous relays from the United States have not been really successful, it was hoped that in future the broadcasting would be up to a very high standard.

Here, then, is another statement which, coming from the B.B.C. after their long series of pessimistic utterings on the subject of short-wave broadcasting possibilities, is indeed surprising. But let us forget our spirit of criticism now that we know the B.B.C. has come round to a

reasonable point of view by however roundabout a route. If the B.B.C. will now continue in this new spirit and press on to the development of an Empire Broadcasting service (which will no doubt have to be regarded as purely experimental in the initial stages), then we, for our part, intend to forget their unfortunate past record of procrastination and pessimism.

o o o o

## PROGRAMME ARRANGEMENTS.

**O**N matters of broad policy we consider that any journal or newspaper which represents the views of a section of the public is entitled to criticise the policy of the B.B.C. or any other national institution. but when it comes to petty criticism which savours of interference in what may be described as the "domestic" affairs of the B.B.C., we consider that the B.B.C. has every right to resent such interference.

### Encouraging the Disaffected.

We have noticed that from time to time, and more frequently of late, any little disagreement between the B.B.C. programme organisers and individual performers seems to provoke the critical scrutiny of the Press.

If the B.B.C. is to be responsible for the programmes as a whole, at least a free hand in the choice of the material must be conceded them.

If the programme authorities find that they wish to discontinue to employ the services of any particular performer, or if they decide to withhold a talk which is offered to them because they consider that it may not be in the best interests of their listeners, surely the B.B.C. can be left to make decisions of this kind without the disaffected would-be broadcaster finding that the columns of the daily Press are open to him to state his grievance. Such publicity given to disappointed individuals in any other sphere in life not associated with the B.B.C. would look ridiculous, yet every instance of this kind, however commonplace, appears to achieve publicity if the B.B.C. can be dragged into it.

# ECONOMICAL GRAMOPHONE PICK-UP APPARATUS



## Construction of Turntable Unit and Circuit Modifications Necessary in Typical Receivers.

By N. P. VINCER-MINTER.

IT is customary to consider that really first-class loud-speaker reproduction cannot be obtained for an expenditure of less than twenty or thirty guineas, with an additional five or ten guineas if one desires that one's apparatus be capable of giving first-class reproduction of gramophone music. Moreover, the figures just mentioned do not necessarily take into consideration the reception of stations other than the local. Now it cannot be denied that if one has in mind an installation of the "South Kensington" type, complete with moving-coil loud-speaker, a large number of valves of the L.S. 5 type, and a practically unlimited supply of H.T., the figures quoted are not excessive, nor can it be doubted that it is possible to obtain the really superb results obtainable from the "South Kensington" installation for a less capital expenditure, the running costs being proportionately high and prohibitive to the ordinary man.

### High Quality with Simple Apparatus.

From these considerations it would almost appear that good quality reproduction from a wireless receiver is completely outside the grasp of the average man of limited means. This is by no means actually the case, however, for it is probable that less than one per cent. of wireless listeners possess an "L.S. 5 and moving coil" installation and yet, as is well known, a very large percentage of listeners obtain perfectly satisfactory results in the matter of quality. The reason is, of course, that although an expensive installation of the type mentioned is a valuable asset for those with the means to purchase and maintain it, it is no more necessary for obtaining really pleasing entertainment from the broadcast programme than is the £3,000 super de luxe car a *sine qua non* of real motoring enjoyment.

The gramophone lover possessing a good instrument and a carefully selected repertoire of records who has hitherto looked upon good wireless reproduction as completely

non-existent, or at any rate as a matter of hope only for the wealthy, will be agreeably surprised if he turns to page 562 of the October 27th, 1926, issue of *The Wireless World*, where he will find full constructional details of a simple, straightforward wireless loud-speaker set which can be constructed for two guineas and which is equally as inexpensive in its running costs. He will be still more agreeably surprised when he hears the wonderful quality obtainable from this set when used in conjunction with a diaphragm type of loud-speaker costing two to three guineas. He will find on investigation that there are a large number of loud-speakers capable of really excellent results obtainable within the price limits named. The various accessories he will need are equally inexpensive; his accumulator, for instance, need cost him only 4s. 6d. (for of course he will use 2-volt valves). As for upkeep costs, his accumulator will give him an evening's enjoyment daily for a fortnight, when it will require recharging at a cost of 6d., whilst, owing to the fact that his detector valve consumes scarcely any H.T. current at all, his dry H.T. battery, if of the proper type, will give him a full year's service before requiring renewal.

The circuit of this receiver is shown in Fig. 3, and again in Fig. 4 with certain small and inexpensive additions which will make it possible to use it at a somewhat greater distance from a station, and also render it more suitable for operating from an H.T. battery eliminator. These circuits are inserted in this article, however, mainly for the purpose of explaining the method of using a gramophone pick-up device, and those who intend constructing this set are advised to refer back to the original article. This article is mainly intended for the man who already possesses an "Economy Two," an "Everyman Four," an "All-Wave Four," a "Regional Three," or any well-designed modern set, and desires to avail himself of the vast store of additional enjoyment offered to him by the use of this gramophone pick-up device.

**Economical Gramophone Pick-up Apparatus.—**

It is well before commencing any new endeavour to sit down and consider the cost, and the man who already possesses a wireless set has probably already done this and found it prohibitive. He finds that he wants a gramophone pick-up device costing anything from 27s. 6d. to £5, and in addition a gramophone, costing perhaps from £5 upwards. A total of ten guineas is much too excessive, and he probably gives up the idea in disgust. It is this man, among others, whom the writer especially desires to interest, by showing him that with a total expenditure of less than three pounds he can (provided he already has a wireless receiver capable of good loud-speaker reproduction) obtain results not surpassed by the most expensive gramophone it is possible to obtain.

**A Good Motor Essential.**

Now it is well known that the only part of the gramophone itself which enters into the question of electrical reproduction of gramophone records is the clockwork motor. The tone arm, the sound chamber or horn, and the sound box are entirely superfluous. It might be thought, therefore, that this part of the problem could be solved by the purchase of a cheap foreign gramophone having a cheap and nasty sound box, etc., and these unwanted parts of the instrument could be discarded. Unfortunately, however, those instruments which have a cheap and nasty sound box, etc., usually have also a motor which, even when new, only just manages to struggle through one side of a twelve-inch record, and which, after quite a short period of use, does the dying-duck trick before the end of the selection. If buying a gramophone with a good motor, on the other hand, one usually has to pay unnecessarily for a good cabinet, a good sound box, etc., so the whole instrument becomes expensive. Why not, however, buy a good motor and make your own cabinet and device for carrying the electrical pick-up? Nothing is easier. We can get an excellent double-spring motor, complete with turntable, brake, and all other small accessories, for 22s. 4d. In addition to this we must purchase a small amount of ordinary deal for making a rough cabinet and also some device for carrying the pick-up. It is this latter device which causes us to pause. Let it be said at once that unless the would-be constructor possesses a lathe he had far better purchase a tone-arm straight away for the purpose of holding the pick-up device. This can be obtained from the makers of the motor used at a cost of 6s. 9d. Those possessing a lathe, however, will undoubtedly prefer to make their own device, partly because of their natural enthusiasm for

constructional work (for nobody would go to the expense of purchasing a lathe if he did not take delight in using it) and partly because a suitable device can be made for less than a third of the cost of purchasing a tone arm.

We will now straightway consider the constructional details of the cabinet and tone arm. A careful study of Fig. 1 will reveal the nature of the "cabinet." It is plain, easy to construct, and perfectly suitable for its purpose. The motor and its accessories are mounted on a

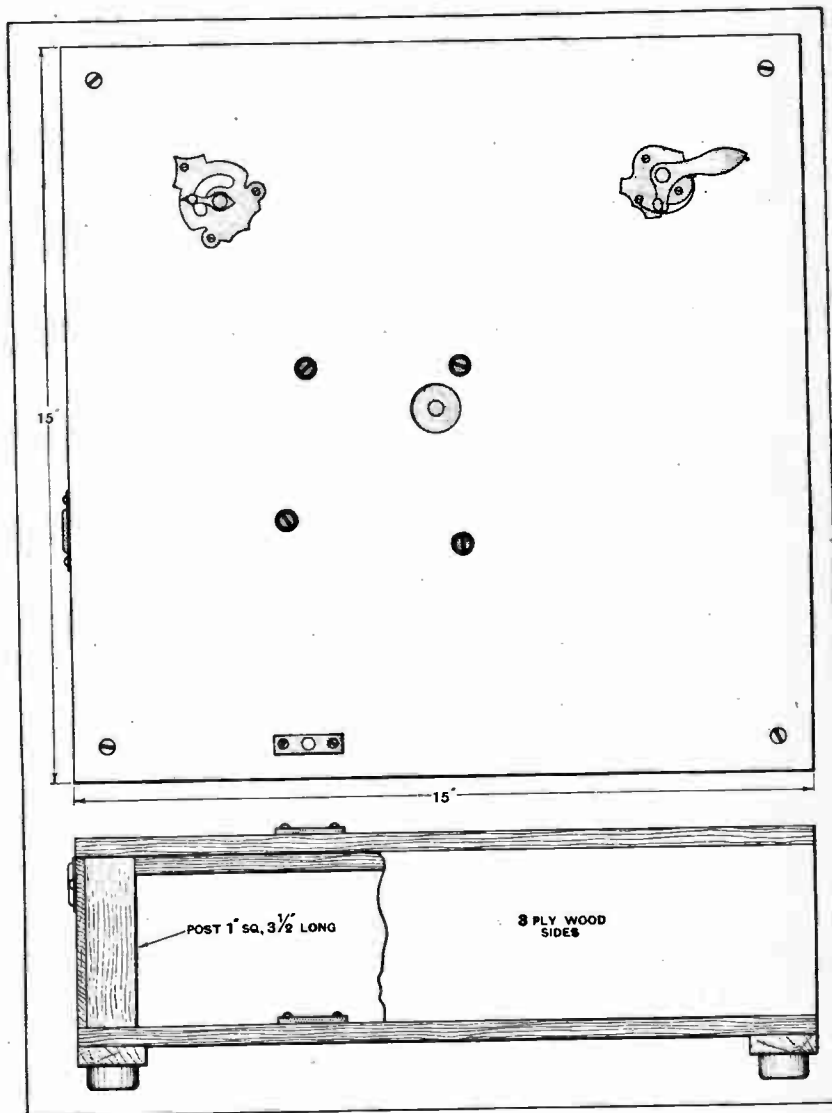


Fig. 1.—Constructional details of the cabinet.

plain piece of deal 15in. x 15in. x 1/4in. by means of the screws, nuts and bolts provided by the makers of the gramophone motor, the layout of the brake and speed regulator being in accordance with Fig. 1. It should be pointed out that the motor used, which as already mentioned costs but 22s. 4d. with turntable and all accessories, is all that is necessary, but those who prefer it may obtain a more massive article from the same makers for 37s. 6d. Do not forget that if using a different motor from the one

**Economical Gramophone Pick-up Apparatus.—**

specified, or a different sized turntable, the layout of the "gadgets" will have to be modified accordingly. Do not forget the rubber washers supplied with the motor for keeping its top plate away from contact with the top platform of the cabinet. These are for the purpose of keeping the vibrations of the clockwork away from the record, and they must on no account be left out. The top platform is supported on the bottom platform (which is the same size as the top platform) by means of four stout wooden posts which are fixed by means of wood screws passing through the top and bottom platforms respectively. The sole purpose of the sides of the cabinet is to keep dust out of the motor, and so they consist merely of four pieces of three-ply wood screwed to the corner posts. Do not forget the hole for the key shaft which must penetrate through one side. Two wooden battens are attached to the underside of the bottom platform, and on these are mounted four rubber stops to act as "feet" for the cabinet and minimise vibration.

The main body of the tone arm consists of a length of 11-16in. diameter brass tubing cut to the dimensions given. At one end of this tube and at right angles to it is soldered a short piece of similar brass tubing. This is for the purpose of actually holding the pick-up device (which is, of course, fixed in the same manner as a gramophone sound box). Three saw cuts are made at one end of this tube as shown in Fig. 2. These saw cuts are spaced 120 degrees apart. This operation will enable the

end of the tube to accommodate either an internal or an external fitting on the pick-up device, the ends of the tube being, for instance, bent slightly outwards in the former case.

A 1/2in. length of tube of an internal diameter that will just fit over the main tube is now soldered on at a distance of 3 1/2in. from the other end of the tube. Through this passes the bolt which pivots the tube on the brass stirrup. This latter device consists merely of a piece of 3/8in. x 1/8in. brass, bent to the shape of a U. A steel rod is threaded into the well of this U, and it is this steel rod upon which the whole tone arm pivots. It passes through a small strip of brass or phosphor bronze attached to the top platform of the cabinet, and pivots in a recess in a similar strip screwed to the top of the bottom platform as shown in Fig. 2.

**Adjustment of Needle Pressure.**

It will be noticed that two brass weights are provided for insertion (by means of a brass tube of slightly smaller diameter) into either end of the main tube. Thus, if one weight is inserted into that end of the main tube which is remote from the pick-up device it will counterbalance the weight of the pick-up device. If now the other weight is inserted at the opposite end of the short tube to which the pick-up device is attached the effective weight of the pick-up device is increased. Needless to say, use of this latter weight by itself will make the weight on the record very heavy, and it must never be used alone. Since obviously,

however, the leverage of the other weight can be altered by sliding it farther in or farther out of the main tube, a very fine adjustment of the effective weight bearing upon the record may be obtained, and it may be made more or it may be made less than the actual weight of the pick-up. In the case of a commercial pick-up device these weights are superfluous, as obviously the pick-up is made to have the same weight as any ordinary sound box, and no adjustment is necessary. If such adjustment of weight were necessary, of course it would be impossible to use a pick-up device on an ordinary gramophone, as there is no counterbalancing adjustment on an ordinary tone arm.

It was thought, however, that anybody possessing a lathe, and therefore having the necessary skill to make this tone arm, will also make his own pick-up device at some time or another, and since it is highly probable that when made he will find

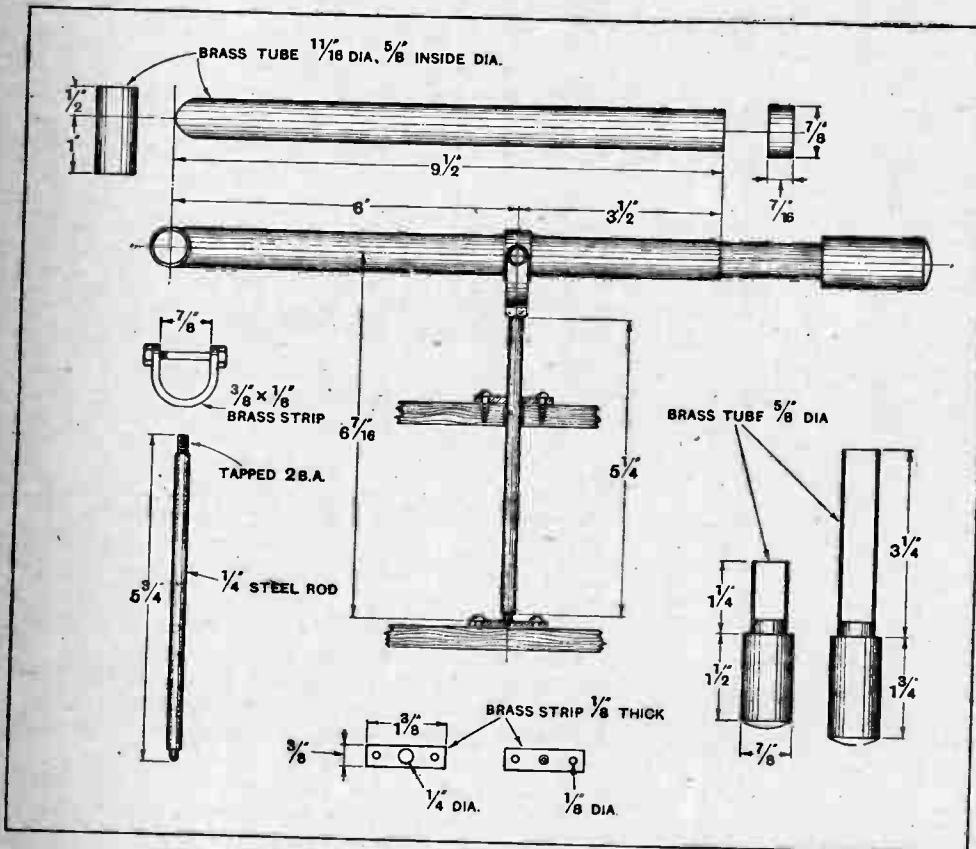


Fig. 2.—Dimensional details of the tone arm.



**Economical Gramophone Pick-up Apparatus.—**

his pick-up device either too heavy, thus causing undue wear on the record, or too light, thus causing imperfect reproduction among other things, these adjustable weights will be found invaluable. They are, of course, turned out of solid brass rod to the dimensions given, and soldered to their brass tube fittings.

So much for the constructional details of the "gramophone." We must now consider the question of its application to a typical wireless set. In the first place, we must purchase a gramophone pick-up. It has already been mentioned that these may be obtained at all prices between 27s. 6d. and £5. It might be thought that the 27s. 6d. article was not worth considering, as it would fall into the cheap and nasty class. The "Edison-Bell" pick-up device which sells at this price (it is shown being used in the photograph) will belie any such fears. With regard to adapting it to a receiver, we will take the "Economy Two," which has been mentioned previously in this article, as typical of a good local-station loud-speaker receiver, and see how we can attach the gramophone pick-up device. The circuit of this receiver is reproduced in Fig. 3, and on examination we find that it consists of an anode bend detector followed by a stage of resistance coupling, a power valve being used in the output stage. Such a receiver is capable of giving loud and clear results from the local station in spite of the fact (or perhaps we should say because of the fact) that it does not use a second L.F. stage.

**Converting the Detector into an Amplifier.**

Now, although we use only one L.F. stage with the instrument when it is reproducing the local station, it will be found that two valves, both operating as L.F. amplifiers, are necessary if adequate volume is to be obtained on the loud-speaker from a gramophone record. We must seek means, therefore, of causing the detector valve to act as an L.F. amplifier when the pick-up device is used. Fortunately this is quite easily done.

A moment's thought will make it clear to us that if we find that a certain value of negative bias must be applied to the grid of a valve to bring the mean grid potential down to the bottom bend of the anode-current grid-volts characteristic curve, and so cause it to act as a bottom bend rectifier (as it does in this receiver), then half that voltage will place the working point on the middle of the "straight" portion of the curve and so cause it to act as an amplifier. For instance, 3 volts negative on the grid will cause a D.E.5B to act as an efficient rectifier under certain conditions of H.T. voltage, etc., and  $1\frac{1}{2}$  volts will put it into the correct condition to act as an amplifier. All we have to do, then, is to remove the plug-in tuning coil, insert the pick-up in its place, and halve the grid bias on the detector valve by moving the wander-plug. Nothing could be easier. In the case of a receiver employing leaky-grid rectification, of course, it would be necessary to short-circuit the grid condenser by means of a switch and return the grid return lead to a suitable negative tapping on our ordinary L.F. grid bias battery.

Now the modified "Economy Two" diagram shown in Fig. 4 is fundamentally the same as the original, but it incorporates one or two additions which make for the

more efficient working of the set. The most important of these is the insertion of the potentiometer. The function of this device is easily explained. It is known that there are now upon the market a number of high-impedance high-magnification factor valves, more especially in the 2-volt series, which rectify with  $1\frac{1}{2}$  volts negative on the grid. This voltage value is easily obtained by inserting the wander-plug in the first socket of the grid battery, thus using one cell only, one cell having, of course, an E.M.F. of  $1\frac{1}{2}$  volts. Now, obviously, if such valves will

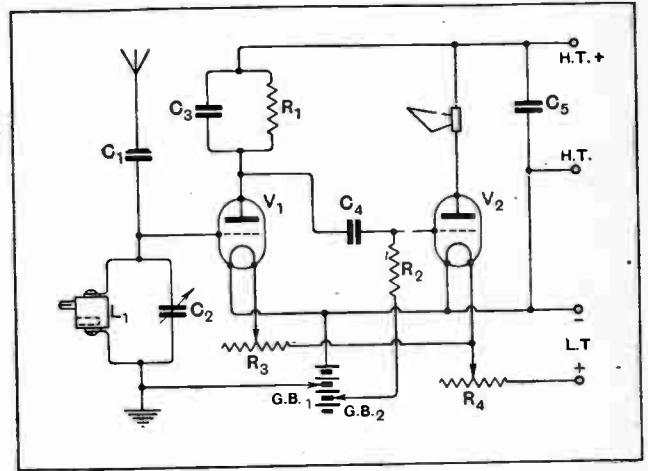


Fig. 3.—Theoretical circuit of the original "Economy Two" receiver.

rectify with  $1\frac{1}{2}$  volts negative on the grid, they will amplify with about  $\frac{3}{4}$  of a volt on the grid. How are we going to get this voltage? We cannot split a cell; we must, therefore, use a potentiometer. Supposing in Fig. 4 we are using 2-volt valves, and we put the potentiometer slider fully over to negative and the detector valve grid bias wander-plug in the first socket of the grid battery, we shall obviously give the grid a  $1\frac{1}{2}$  volts negative bias, and it will be correct for rectifying. If now we put the potentiometer slider over to the positive side, we shall be giving the grid  $1\frac{1}{2}$  volts negative bias from the grid battery, and 2 volts positive bias from the filament battery. Were we using 6-volt valves, we should, of course, be giving it 6 volts positive bias from the filament battery. The resultant bias is  $\frac{1}{2}$  volt positive. If we put the slider to the half-way position the resultant bias would be  $\frac{1}{2}$  volt negative. If we put it slightly nearer to the negative side, we shall get  $\frac{3}{4}$  volt negative, which is what we want.

When removing our coil in favour of the plug from the pick-up device, therefore, we must at the same time move the potentiometer slider to a point not quite half-way, reckoning, of course, from the negative end. There is one more important point to be discussed before leaving the question of the potentiometer. It will be noticed that every time the potentiometer slider is moved to effect a change of  $\frac{3}{4}$  of a volt in the grid potential of the detector a similar change will be made in the grid potential of the output valve. Now, if this valve is a proper output valve, as it should be, it will have a normal bias of 20 volts negative derived, of course, from taking advantage of the full voltage of the grid battery. With

**Economical Gramophone Pick-up Apparatus.—**

a bias of 20 volts the change of  $\frac{1}{2}$  volt will, however, be quite unimportant, and even if only a small power valve with a bias of 9 volts is used, this slight change in potential will be quite unnoticeable. It can be avoided altogether if desired by the employment of an entirely separate grid battery for the detector valve, as was done in the case of the "All Wave Four," for instance. In the writer's opinion, however, it is preferable in the interests of simplicity to avoid complicating matters by the introduction of yet another battery.

It will be noticed that in addition reaction has been incorporated into the receiver, and in order to accomplish this effectively it has been necessary to lower the value of the anode resistance to 0.25 megohm. The lowering of this resistance will also, of course, improve quality considerably. The plate current taken by the detector valve will, however, still be extremely small.

The introduction of reaction will enable the receiver to be used at a considerably greater distance from the local station than would be possible otherwise, and at the same time it will enable the set to be used in a flat where only a small indoor aerial can be erected. Reaction, if used in moderation, will definitely *not* mar quality, and will, in fact, improve the reproduction of the lower musical notes. In the interests of simplicity and constancy of operation, however, a two-way coil holder is not advised. It is recommended that the reaction coil be mounted in a single coil holder placed in a certain fixed relationship to the grid coil, so that a moderate and sufficient degree of reaction is given on the local station. The best position should, of course, be found by experiment, and then the single coil holder should be permanently screwed into position.

**Keeping H.F. out of the L.F. Amplifier.**

The use of an H.F. choke in the plate circuit of the detector valve and the use of a resistance on the grid of the L.F. valve will serve the purpose of keeping all H.F. well away from the L.F. valve, where its presence will often cause mysterious faults of seemingly causeless bad quality and instability. On no account forget the 0.0001 mfd. fixed condenser running from the junction between reaction coil and H.F. choke to L.T. —, or not only will rectification efficiency be marred, but smooth reaction will be unobtainable. Finally, a choke filter output circuit is included. This is really a necessity if a proper power valve is used, as it should be, in the output stage. In addition, it will avoid a great deal of

possible "motor boating" trouble if an H.T. battery eliminator is used. Be sure, however, to connect the loud-speaker between the 2 mfd. condenser and L.T. — as shown, and not from this condenser to H.T. +, thus leading the L.F. energy through the H.T. battery. If these instructions are followed, the likelihood of trouble when using a battery eliminator is considerably lessened.

Now those who possess a modern receiver employing an H.F. stage or stages will desire, in the interests of economy, to extinguish the H.F. valve filaments when

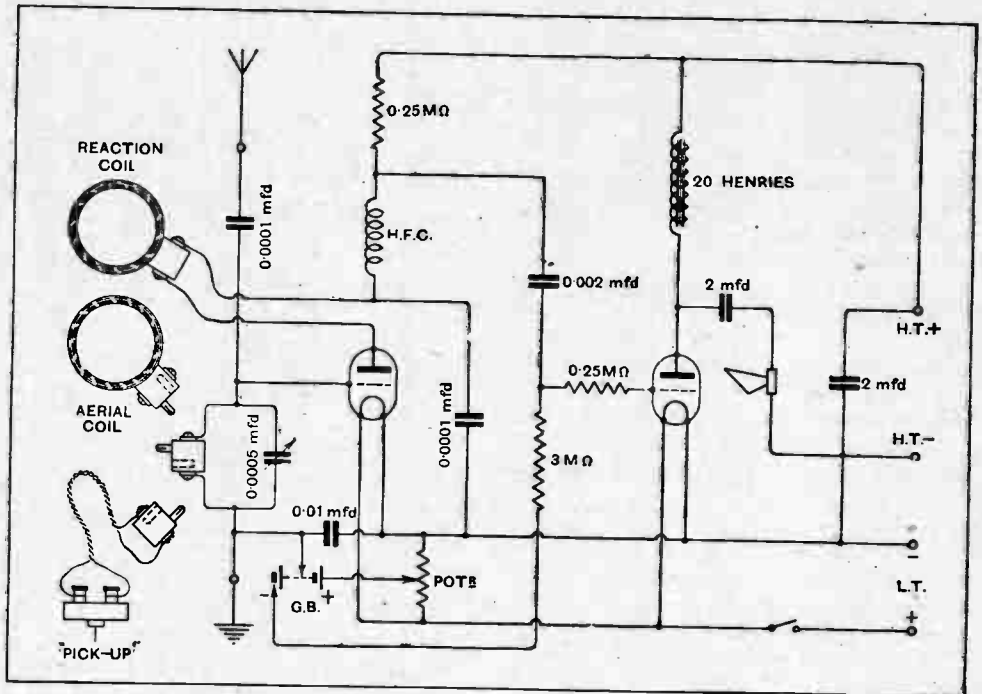


Fig. 4.—Modified form of the "Economy Two" circuit showing adaption for pick-up device.

using the gramophone pick-up. If a separate rheostat is provided for the H.F. valves nothing is easier, but cannot we devise some simple means of accomplishing this automatically as we thrust in the plug attached to the pick-up device? Yes, indeed, we can, but upon turning our attention to the "Everyman Four," for instance, to see exactly how this can be done, we see with dismay that the grid coil of the detector valve is immovable, it not being of the plug-in variety, and so on the surface it looks as if we can no longer use the plug-in system for the pick-up device. We can save the day, however, by attaching the pick-up device to a telephone plug and inserting a jack into the low potential end of the detector valve grid tuning circuit, as is shown in Fig. 5 (a). A careful study of the diagram will show us that on inserting the plug from the pick-up device not only is the filament of the H.F. valve extinguished, but the negative potential of the grid is halved by the automatic cutting out of the small single-cell dry battery G.B.<sub>2</sub>. Thus, supposing our detector valve is a D.E.5B requiring 3 volts for anode bend rectification purposes,  $1\frac{1}{2}$  volts of this will be provided by G.B.<sub>2</sub>, which will be in operation when the plug from the pick-up device is *not* inserted, and the remainder from a  $1\frac{1}{2}$ -volt

**Economical Gramophone Pick-up Apparatus.—**

tapping from the normal grid battery, G.B.<sub>1</sub>. Insertion of the pick-up plug cuts out G.B.<sub>2</sub>, thus reducing the grid bias to 1½ volts and converting our D.E.5B from a rectifier into an amplifier.

This scheme possesses, however, one very grave disadvantage, and another which is less a matter of importance than of convenience. To take the smaller point first, it will be perceived that this scheme involves the use of yet another small separate battery, namely, G.B.<sub>2</sub>. This is relatively unimportant, but still it is a nuisance, for instance, to the man who prefers to use a small 20-volt H.T. accumulator or one 20-volt dry battery for all his grid bias purposes rather than a motley collection of separate dry cells. The important point, however, is this: what is going to happen if we use, as in all probability we shall, one of the high-impedance high-magnification-factor valves which rectify at about 1½ volts and require ¾ volt bias when used as an amplifier? Not only do we require ¾ volt at G.B.<sub>2</sub>, but we require, as it were, a half-cell tapping in G.B.<sub>1</sub> as well if this scheme is to be used. Is there then no solution? Fortunately, there is, and a very simple one, too, which will at the same time rid us of the superfluous and undesired G.B.<sub>2</sub>.

The solution will at once be revealed by carefully studying Fig. 5 (b). Here we have a 20-volt grid bias battery serving our L.F. valve, or valves, *via* the wander-plug P<sub>2</sub>. Across the first cell of it are connected by means of the wander-plug P<sub>1</sub> two 5-megohm resistances in series with each other. Now it will be obvious that if a 1½-volt cell is shunted across both of them in series, the difference of potential existing between the positive end of the grid battery (in other words, L.T. negative) and the junction between these two resistances will be half this value, namely, ¾ volt. Now, by connecting the jack as shown it will be noticed that normally when no plug is inserted in the jack the left-hand resistance is short-circuited, and in reality only the right-hand resistance is left shunting the whole of the 1½-volt cell. The junction between these two resistances will now be 1½ volts more negative than L.T.—, and the grid will have a negative bias of 1½ volts, which is in order for rectifying. Insertion of the plug from the gramophone pick-up device will first put the pick-up into circuit, secondly switch off the H.F. valve filament, and thirdly will remove the short circuit from the left-hand resistance, thus halving the negative

**LIST OF PARTS FOR GRAMOPHONE SET.**

- 1 Gramophone motor and accessories  
(L. E. Jaccard, 19, Clerkenwell Road, E.C.1).
- 1 ft. of 11/16 in. brass tube.
- 6 ins. of 5/8 in. brass tube.
- 6 ins. of 7/8 in. brass rod.
- 6 ins. of ¼ in. steel rod.
- 4 rubber stops.
- Scrap brass for constructing stirrup, etc.
- Wood for cabinet.

Approximate cost 32/-.

bias on the grid to ¾ volt. The arrangement is, in fact, nothing more than a fixed potentiometer automatically operated by the jack. In practice it works very well. It is equally effective for use with a valve of the D.E.5B type which requires 3 volts when used as a rectifier and 1½ volts as an amplifier, although in this latter case the system is not absolutely indispensable as it is in the case of the other class of valve mentioned, and serves only the purpose of eliminating the annoying extra battery G.B.<sub>2</sub>. In this case, of course, the wander-plug P<sub>1</sub> will be set at the second (3-volt) tapping from the positive end of the grid battery.

The resistance of the potentiometer is such that a negligible current is taken from the grid battery. Indeed, this current, a small fraction of a microampere, will, if anything, improve the standing life of the cells.

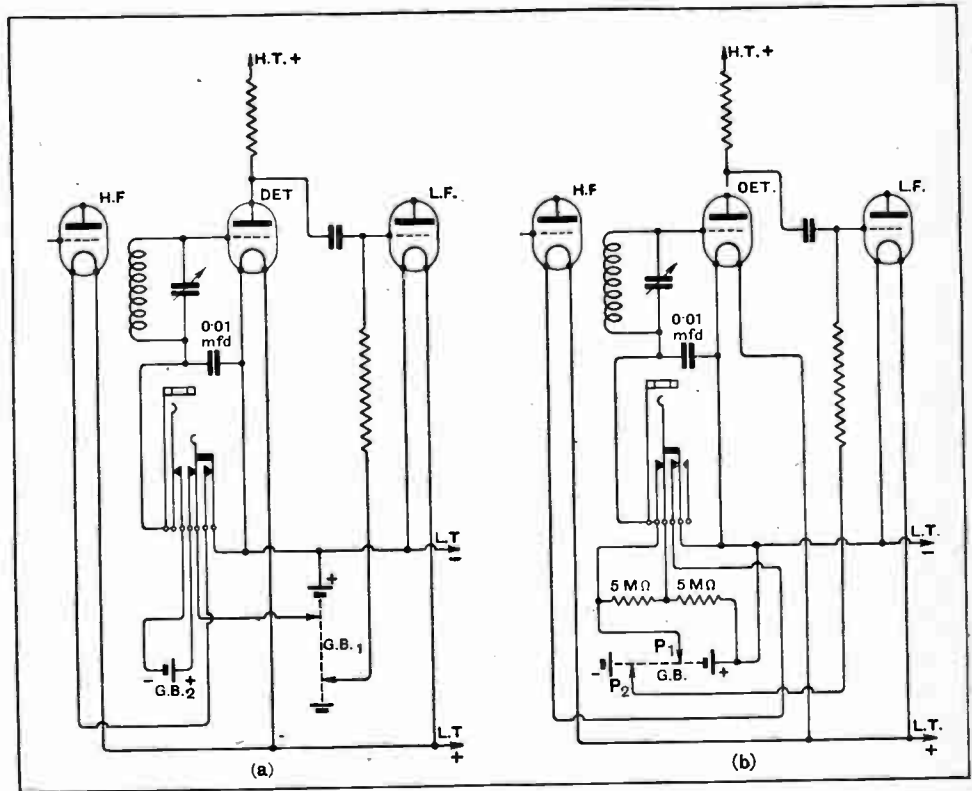


Fig. 5.—(a) Adapting an "H.F." receiver for a pick-up device; (b) The same circuit adapted for working without extra grid battery.



### Self-contained Receiver of High-quality Construction and Finish.

**T**ERRY springs are known the world over, and it is evident that the same painstaking methods which have ensured success in this branch of manufacture are being applied to the firm's recent efforts in the field of wireless receiver construction.

Two valves are employed, the first a reacting detector and the second a low-frequency amplifier with transformer coupling. A combination of capacity and magnetic reaction gives smooth control of regeneration over both wavelength ranges, the change-over from the normal broadcast range to Daventry being effected by a low-

capacity switch on the front panel. When in the centre position this switch extinguishes the valve filaments.

The tuning dials call for special comment. These are quite distinctive in appearance, the pointer being somewhat similar to the hand of a clock. The movement is extremely light in action, and there is no trace of backlash in the slow-motion device. We understand that these dials are available separately, the price being 7s. 6d.

An examination of the interior of the set revealed that only the best class of components has been used in the circuit. The quality of reproduction was excellent, and it was noted that a Marconiphone "Ideal" transformer has been used to couple the valves.

An excellent programme service was obtained in London from 2LO, 5GB, and 5XX, and no difficulty was experienced in separating the two low-wave stations at  $3\frac{3}{4}$  miles from 2LO by judicious use of reaction. At greater distances from the local station the reception of foreign stations should be possible during broadcasting hours, but inside a radius of 5 miles it would be necessary to wait for the local station to close down before attempting long-distance reception.

Although 2-volt valves are normally recommended, other types may be used after substituting suitable fixed resistors. These are conveniently mounted on the valve panel, and can be seen behind the valves in one of the photographs. The grid battery is equally accessible, being fixed to the side of the valve compartment. Having mounted all interchangeable components in accessible positions the remainder of the circuit has been enclosed by a dust-proof cover.

The price of the receiver, complete with Mullard P.M. valves, Hart 2-volt, 40-amp. accumulator in glass case, and Ever Ready H.T. battery is £16 10s. The loud-speaker and royalty are charged as separate items. The set is made by Messrs. Herbert Terry and Sons, Ltd., Redditch.



Accessibility of interchangeable components is a noteworthy feature of the Terry Two-valve set. Note separate compartments for H.T. and L.T. batteries.



# THE NEW B.T.H. VALVES

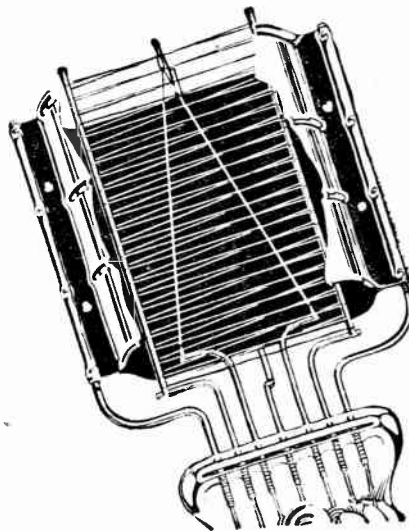
Our Research Engineers have discovered that nickel, treated by certain special processes, makes a very much better valve filament than any other metal hitherto employed. The use of nickel has enabled us to produce a 2-volt valve which is definitely and obviously superior to any other 2-volt valve on the market.

The superiority is not merely a matter of subtle differences in electrical characteristics. The difference between the new B.T.H. Nickel Filament Valve and the best of other 2-volt valves is very marked and can be instantly perceived by the

substitution of Nickel Filament Valves for other valves of corresponding types in every kind of set. There will be an immediate improvement in both volume and tone.

The B.T.H. Nickel Filament Valve has a considerably longer filament, a greater emission and a longer *useful* life than the best previous 2-volt valve.

Ask your dealer to-day about these wonderful valves. Test them yourself. You won't be disappointed. The improvement in results will be out of all proportion to the cost of the change.



## B. 210 H

*High Frequency*

Filament Voltage - - - 2  
 Filament Amps - - 0.10  
 Max. H.T. Voltage - - 150

**10s 6d**

## B. 210 L

*Detector*

Filament Voltage - - - 2  
 Filament Amps - - - 0.10  
 Max. H.T. Voltage - - 120

**10s 6d**

## B. 215 P

*Power Amplifying*

Filament Voltage - - - 2  
 Filament Amps - - - 0.15  
 Max. H.T. Voltage - - 120

**12s 6d**

*The above prices are applicable in Great Britain and Northern Ireland only.*




# VALVES

NICKEL FILAMENT

*The British Thomson Houston Co. Ltd.*

# At Manchester be sure and see—



## the Toroids and the K.C

**T**HE Dubilier Stands at the Manchester Exhibition (October 24th to November 5th) are Numbers 69 and 70. Here will be seen all the new Dubilier Products which attracted so much attention at Olympia. The K.C. Variable Condenser, stated by many to be the 'finest variable wireless has ever seen,' and selling at **12/-** complete with 200 to 1 slow motion drive, will be shown. So will the wonderful 'fieldless' Toroids which make highly selective tuning couplers, which, when used as H.F. Transformers, eliminate all necessity for screening and give utmost stability on account of their non-pickup qualities. They cost **10/6** each complete with terminal base.

Then there are the Dubilier R.C. Coupling Unit at **7/-**, a complete range of H.T. Supply Units to suit various voltages and frequencies as well as for D.C. Mains, the unique Dubilier electrostatic Gramophone pick-up at **35/-**, a range of Filament resistors, and, finally, the Dubilier Mansbridge and Mica Condensers and the Dubilier Resistances which are famous wherever Radio is known.

Do not miss an opportunity to see this most comprehensive exhibit, but if you are unable to get to Manchester, a postcard to us will bring you our new Catalogue in which all these products are fully described—may we send you a copy?

Your Dealer  
Stocks




Products—  
Ask him.

*Advt. of The Dubilier Condenser Co. (1925) Ltd., Ducon Works, North Acton, W.3.*

TC 62

*Mention of "The Wireless World," when writing to advertisers, will ensure prompt attention.*

# The LISTENER

WIRELESS LEAGUE  NOTES AND NEWS

## MORSE!

SINCE the inception of broadcasting, interference with programmes by Morse signals has been, and is, one of the bugbears of the listener. We cannot all live so close to our local transmitter that the strength of the broadcast is enough to kill the interruption.

Our members, and probably a good part of the listening public, are aware that on more than one occasion we have urged on the authorities that some effective international action should be taken to prevent Morse interference in the broadcast band.

With the advent of 5GB the nuisance has become more pronounced. The number of complaints of Morse interference we have received during the past month is considerably above the previous monthly average. This was to be expected. For many months the listener was content with his local programme because he was aware that before long he would have an alternative to turn to. The new station 5GB provides the alternative programme, but there are few (excluding the station's immediate area) who can rely on getting an uninterrupted enjoyable programme. Occasionally an item comes through without the da-di-da accompaniment, but generally after listening to 5GB for a short time Morse drives the listener back to his local station. Listeners in the coast towns suffer most. In fact, in some of the seaside places reception of the *local* station is seriously impaired by Morse interference.

The enormous audiences which listen nightly to the broadcast programmes represent a large section of the population of the country, and it is not to be expected that the existing condition of affairs can continue.

At the present time there are approximately two and a half million broadcast licence holders in the country, and this number, one may safely assume, will be substantially added to should the experimental station prove successful from the listener's point of view. That is to say, if the listener can rely on receiving a programme alternative to that of his local station, without Morse interference, for a long enough period to be enjoyable. When this can be assured then we can visualise a great increase in licences, a consequent increase in B.B.C. revenue, better programmes, and a greater demand on the trade to supply the listener's needs.

Whether any action has been taken at the recent International Congress on Wireless Telegraphy and Telephony to abate the nuisance we are not yet aware. International movements are slow, and unless strong pressure from the listener, from the B.B.C., and from the trade

is brought to bear, we fear progress in the direction we desire will be disappointing.

One other consideration, as we have pointed out, the increase in complaints has been caused by listeners trying 5GB. What then is going to be the state of affairs when additional alternative stations are opened, all of which, it is assumed, will have to be accommodated within the present broadcast band?

o o o o

## MARCONI ROYALTIES.

THE unsatisfactory position in which the present royalties payable to the Marconi Company places both the home constructor and manufacturer has concerned the League for some time, and a few months ago we drew attention in the daily Press to the need for immediate reconsideration of the whole matter.

We are pleased to hear that, following a suggestion made by Sir Edward Iliffe, in future when obsolete receivers are replaced by more up-to-date apparatus, the owner will not be called upon to pay further royalties, but, after making a declaration to the Marconi Company, will be credited with the whole of the licence fee already paid. If the new set employs more valves than the original instrument the purchaser will only be asked to pay the royalty on the additional valves.

This is certainly heartening news for the listener. We hope, however, that the Marconi Company will not let the matter rest here but will also adopt a recommendation made by the Royalties Committee of the Radio Manufacturers' Association that the fee payable to the company should be based upon a percentage of the selling price of the set, the scale being graded so that the royalty on expensive apparatus, involving considerable cabinet work, is fixed at a lower rate. The proposal that the maximum rate should be in the neighbourhood of about 5 per cent. seems to be one that would find general approval.

There is little doubt that the industry is handicapped by the present arrangement, and that the Marconi Company is losing many thousands of pounds both because sets are not within the reach of all classes and through the fact that home constructors are reluctant to pay what they consider unreasonable fees. An alteration on the lines suggested above would, in our opinion, meet with universal approval and at the same time give the trade a welcome filip. If action were taken immediately, the obvious advantages accruing to all parties would be felt before the present season is over.

## IMPRESSIONS OF THE PROGRAMMES.

The broadcast of "Il Trovatore" came at the end of last month too late for any reference to it to be included in these notes. I thought it well done, but while I do not agree with Mr. Percy Scholes's unfavourable criticism of the opera and its music, I should have been quite satisfied to have heard only the well-known arias of the opera. This expression of opinion on opera broadcast is, I believe, a fairly general one. It was interesting to hear Sam Harrison. "Old Vic" frequenters have known him for years, but until I heard his voice I was not at all sure it could be the same man.

From the large number of letters I have received this month from listeners who are interested in these notes and are good enough to send me their views, I should like to quote from one sent me by a correspondent in North-West London :-

"So glad to have heard some of my favourites lately: Ethel Hook, Sydney Coltham, Dan Jones, Walter Widdop, Harold Williams. What a pity John Henry tries to sing! It is a complete failure. Why does he not keep to what he can do?"

Plays this month which appealed to me as being good were :-

"This Film Business."  
"The Wrong 'Bus."  
"A Thames-side Episode."  
"The Marriage will not take place."

The talks I have heard during the month have been more interesting, I think, than previously. There seems to me to be a decided improvement in the way the facts, etc., are presented to the listener, and I hope this improvement will continue. There is still, however, plenty of room for improvement in the broadcasting quality (or lack of it) of most of the voices of the talkers.

I was interested in Mr. Anthony Asquith's talk, the first of a series. "The Art of the Cinema." It showed great care in preparation, but he is not a good broadcaster.

Major Walker Elliott's talk "The Professor and the Dinner Table" was exceedingly interesting. His facts and figures were attractively presented to the listener.

I would strongly recommend mothers and fathers to listen to the course of talks "The Development of Mind and Character." The first of the series by

Dr. Cyril Burt was good, and both he and Dr. Crichton-Miller are good broadcasters. The subject matter is to the point, and is presented in a lucid manner.

Mr. A. G. Gardiner's series of personal sketches of well-known people are good stuff and worth listening to, but he has not yet acquired a good broadcasting voice.

Although no linguist, I always find it a pleasure to hear a foreign tongue. M. Stéphan, in his French talks, always holds my attention, and a friend who has resided for many years in Spanish-speaking South America assures me that the Spanish lessons of Prof. Bletchley were



SELECTIVITY. Even the Super Selective Set will not "cut out" local "Household talks."

splendid, and that he was a real "live wire" as a teacher. These Spanish talks have now been dropped and replaced by German. I looked forward to this series, but on the first occasion was much disappointed. I thought Mr. F. Norman extremely dull, and almost decided never to try and listen again. However, on the 17th the change was so remarkable that I felt it must surely be another person speaking, but it seems that on the first evening Mr. Norman had not made friends with the microphone. His second lesson was all that could be desired. Congratulations to Mr. Norman.

An old favourite, Cecil Lewis, gave a delightful description of "Old Rothenburg." Mr. Lewis can draw a very vivid broadcast picture, and an air of realism was given by some organ music.

It seems a stupid thing to me to call a programme "A Military Band Programme," and then out of the two hours allotted to it to utilise one hour for the transmission of vocal items. This seems quite a general practice. Why?

One listener writes :-

"Why not tell us what you think the worst item in the programmes you hear this month."

Well, some months that might have been difficult, but this month I think it is easy. I should plump for the programme of Bela Bartok's music as being the worst the loud-speaker has had to bear this month. And the next worst was the wasting of the talent and skill of the Vienna String Quartet on the discordant stuff they played. Both these broadcasts are easily first and second in the B.B.C. Dud Stakes this month.

Another listener writes as follows :-

"Bela Bartok, the Hungarian composer, gave one 'furiously to think,' and this is always a good thing, however one may be inclined, at a first hearing, to disapprove of his music. A 'mind in distress,' a 'soul in despair,' a 'hideous cacophany,' a 'jumble of discordant noises,' were a few of the comments — to use no harsher a term — which were made to me the day after the performance. But Mr. Basil Maine's talk on the next week's music had prepared us for something unusual. It will be remembered that he explained that Bela Bartok might be termed a 'puritan' in musical matters; that he felt music had been too much influenced by the progress of civilisation. Although it was a privilege to have heard this remarkable composer, there can be little doubt that the ordinary listener prefers more simple

and tuneful music with which to beguile his leisure hours."

Some time ago in these notes I spoke of the admirable manner in which the Old Testament stories were read by Mr. David Tennant. Since then I have listened in vain for his voice. It would appear that the plan of the B.B.C. is to make these readings an "item," and therefore to have them read by someone other than the announcer. When the individual chosen is a good reader with a suitable voice I have no objection to this, but when this is not the case it would be an advantage for the reading to be taken by the announcer on duty. For instance, the announcers have taken the "Epilogue" to the satisfaction of many. This criticism does not apply to the reading from Leeds on October 9th by Professor Lascelles Abercrombie, to whom it was a pleasure to listen.

How envious I feel of the school children of to-day when I compare the drudgery of my own school days with the pleasant way in which lessons are presented to them nowadays. Such a performance as "Abraham Lincoln," for instance, must leave a lasting impression on the minds of those who heard it—an impression which could never be got from the mere study of history books.

o o o o

The relay of Massenet's "Maïon" from the Theatre Royal, Glasgow, where it was being performed by the B.N.O.C., was an excellent transmission. I did not listen to the whole of it. I did not wish to, and I was fortunate to hear those arias I desired.

o o o o

The orchestral items the same evening by Colombo and his orchestra from the Hotel Victoria were most enjoyable. The opening item, Schubert's March Militaire, is a favourite of mine. It was well played, although I think some of it was "cut." Gaby Valle's singing was good.

o o o o

I think a little "echo," or if there was any, a little more of it, would have considerably improved the broadcast of "Miss Hook of Holland." Some of the new "gags" which were imported were not an improvement.

o o o o

The first National Concert was a great success, without doubt. What a beautiful and marvellous piece of music is Beethoven's Ninth Choral Symphony! I revelled in it, but I fear from my mail bag that a large number of listeners consider it too long to be interesting.

o o o o

Puccini's "La Bohème" is one of my favourite operas, and one I have heard and seen many times. I had looked forward to the relay from Edinburgh of the performance by the B.N.O.C. I was disappointed. The relay was not good, and some of the singers did not appear to be suited to the parts they were singing.

I wonder if listeners enjoyed the Easthope Martin programme. It was delightful, I thought, and the various songs were exquisitely sung by Miss Winter and Mr. Heyner.

o o o o

What a contrast it was to the Bela Bartok music to listen to the Vaughan Williams programme with its soothing, melodious music! The wireless singers and orchestra excelled themselves, and Keith Falkner, baritone, has a fine, sympathetic voice.

o o o o

The Popular Concert relayed from Nottingham on the same evening was splendid.

o o o o

Mr. A. J. Alan, in "The Impromptu Dance," was as entertaining as ever. Casual listeners who have not yet heard Mr. Alan may be under the impression that these are dull talks on serious matters. If that be so, let them watch out for "A. J.'s" next yarn, and they will enjoy a thoroughly amusing half-hour.

A 20

## IS IT FAIR?

"That there British Broadcastin' Corporation, as they calls theirselves," began the old gentleman in the corner, but he interrupted himself to empty his glass. That done, he resumed, huskily:

"—Corporation, as they calls theirselves, knows as much about prapper broadcastin' as—as—pah! me old 'en could gi' 'em pints; she dew cackle in a way ye can unnerstand. But that there chamber mewsic—it dew give Oi the thirst. Thankee, Garge, Oi doan't mind if Oi dew.

"And then, dang it, there's them talks—in one ear, out t'other. Mind ye, Oi'm not sayin' as it's all twaddle, 'cause Oi dew 'ear as 'ow prices of pig flesh dew come over if so be it yew listens prapperly and can stomach all t'other trash-like flummery what comes furrst. What Oi dew say is, that these there B.B.C. will 'av summat for to answer for one o' these days when everybuddy raises in a buddy—hic—and says: 'Be danged to ye!'

"That'll be the day, m'boys, when t'old country can't stand no more—thankee, Garge. Oi will—an' when that there Savoy 'Ill lot 'as to put a sthopto all this mewsic, ay, an' dancin', and talkin', and—ugh! gi'e Oi a match, Garge.

"Ay, sir, ye can laugh. An' Oi figger Oi ain't far in the rear where prapper good yumour comes in, but Oi be plagued if Oi sees anythin' in them broadcast yumourists what would raise a smile in a 'ole cageful of laughin' 'yenas.

"Yew arst me, sir, what Oi dew want? Ha'n't Oi made it all clear as one o' them there pernicketty pikestaffs? 'Av Oi been wastin' me time, parchin' me throat, talkin'. talkin'—thankee, sir, Oi doan't mind if Oi dew.

"The factermatter ish, zur, Oi can talk till me tongue's loike one o' them there cactuses in the Zoo; but dew yew figger as 'ow that there Corporation cares a 'alf wurzel?

"Oi ha'n't gi'en 'em a chance? Oi loike that, zur! And me sittin' 'ere talkin' at 'em nigh on five years!

"Why doan't Oi jine the Wireless League and make me complaints known? 'Ow yew dew talk, Mister!

"Ha'n't Oi made me complaints known? Arst Garge!" E. C. T.

## CORRESPONDENCE.

### Piano Music.

Sir,—Will you kindly take up with the B.B.C., through the League's representation on the Programmes Advisory Committee, a matter which must be either a considerable mystery to many "listeners," or a real cause of complaint to those who have solved the mystery so far as their sets are concerned?

I am referring to the piano "music" which is broadcast by 2LO, fortunately for only a short period, whilst Daventry takes the Shipping Forecast. This piano "music" is invariably received on my set, and on those of numerous friends with whom I have compared notes, so distorted that it is really unpleasant to listen to, and a relief when the item is finished. After having spent a considerable amount of time in the examination of my set, I am satisfied, as my friends are, that the trouble is not there, but with the production or transmission, and this is borne out by our regular reception of other items of piano music quite free from distortion.

It appears to me there must be something radically wrong with the acoustic properties of the studio used for the production of this particular item, and I trust you may see fit to represent to the B.B.C. that this is a matter to which they might well give their serious attention.

E. J. WATERSON.

October 21st, 1927.

### Impressions of the Programmes.

Sir,—I am an ardent listener-in, and very much appreciate all that is good (as most people), but although the talks are all very instructive and worth hearing, there are often too many in one evening, or day, and the one talking is not always agreeable to listen to. The community singing broadcasts were delightful. The Sunday services are very helpful, and do a lot of good, and are a benefit to the nation. I should like more oratorio concerts on Sunday afternoons. A MEMBER.

Sir,—Judging by your Wireless League Notes and News in the October 5th issue of *The Wireless World*, the W.L. is like the B.B.C. in one respect, that is, they apparently have no use for the lowbrow and the lover of dance music. My contention is amply borne out by the notes in the above-mentioned issue. The writer of these notes is very inconsistent. For instance, commenting on the ballot your correspondent states that jazz music is in a lowly position in the ballot, and a growing dislike of chamber music is indicated by the fact that this item is placed fourth from the bottom. As regards chamber music he is quite correct, but he is not consistent in his remarks re jazz, as this is No. 7 on the list, and is better supported than opera, etc., which he says is well supported. The fact of the matter is the B.B.C. and the Wireless League do not, or will not, realise that the public do not want so much opera, symphony concerts, and classical music: this the public has shown plainly in the various ballots which have been organised from time to time. If the W.L. were any use at all they would do their best to persuade the B.B.C. to give us real alternative programmes for a start, instead of so-called alternative services. For instance, some weeks ago 5GB and 5XX were sending practically the same class of music simultaneously for four days out of seven, and I have noticed that although the high-



brow is always well catered for, the majority of listeners who like concert parties, variety, etc., seem to be ignored most of the time, and whereas they give us opera, or symphony concerts starting at eight and continuing with a break for news until about 10.30, they seem to grudge us more than 1½ hours at a time for popular items.

**A TWELVE YEARS' READER OF  
The Wireless World.**

[NOTE BY THE WIRELESS LEAGUE.—Our correspondent seems to overlook the fact that the article which he criticises was merely a commentary on the desires of listeners as shown by the result of the ballot we recently organised. We did not contend that jazz music should be eliminated from the programmes, but pointed out that the ballot supported a statement we made to the B.B.C. in November last that the desire for this kind of music was diminishing. We feel sure our critic will agree that we have adopted the only possible means of ascertaining the wishes of listeners, even if the outcome does not entirely meet with his requirements. The League's representations to the broadcasting authorities are always guided by the suggestions made by members, and an honest endeavour is made to keep an even balance.]

**A Broadcast Suggestion.**

Sir,—When are we going to have a broadcast of "The Dogs," either from the White City or some other track? The B.B.C. have given broadcasts of most of our sports, but this one we should like to hear. A suitable commentator could make the relay very interesting. In addition, such a relay could be given in the evening, when the bulk of listeners would be able to listen. I hope my suggestion will be favourably received. I think the most any critically-minded

humourist person might say against it was that the B.B.C. were "Going to the dogs."

L. E. V. ERETT.

19th October, 1927.

[NOTE.—We are glad to receive our correspondent's suggestion. It is an interesting one, although it comes late for any action to be taken, as we understand the dogs and the hares have "shut down" for the time being.]

**AROUND THE  
BRANCHES.**

**Tottenham and District.**

Free licences for the blind being an established fact, the branch has considered further methods of helping those who cannot help themselves.

Arrangements have been made with the National Institute for the Blind to supply free of charge to the necessitous blind in the area a copy of the *Braille Radio Times* each week. This issue is exactly the same as the *Radio Times* (less the articles), printed in Braille, and enables the blind to enjoy the programme more fully. These copies are supplied by the National Institute for the Blind at an annual charge of 6s. 6d. per person, and those selected are recommended by the Middlesex Association for the Blind. Other branches please note.

Other wireless charitable objects have been assisted as follows:—

North Middlesex Hospital Wireless Appeal Fund, £16—result of a carnival dance.

Prince of Wales Hospital, £5 5s.

Clare Hall Tuberculosis Centre, £2 10s.

The North Middlesex Hospital has been equipped with 950 pairs of earphones (one for each bed) and 50 loud-speakers.

**Goole.**

On October 4th last, at the Goole Isolation Hospital and Sanatorium, the members of the Goole branch of the Wireless League presented a five-valve receiving set, with loud-speaker and the necessary wiring equipment, for providing wireless in the wards and the matron's and caretaker's rooms. In making the presentation the president of the Goole branch, Councillor E. Johnson, said that in twelve months the local branch of the Wireless League had also provided sets as well as all the wiring at the Goole Bartholomew Hospital and the Goole Poor Law Institution and Infirmary.

o o o o

**Nottingham.**

Members of the Nottingham branch organised a very successful trip to London to the Wireless Exhibition. A large number of members took advantage of the facilities offered. After visiting the Exhibition the party paid a most interesting visit to the Marconi-Osram Valve Works at Hammersmith.

o o o o

**Ipswich.**

The branch is organising a campaign for installing a complete wireless installation at the Suffolk Convalescent Home, Felixstowe. This scheme has been launched, and is so far going very successfully.

o o o o

**Liverpool.**

The local secretary is anxious to make the coming season a successful one, and invites all members to lend a hand to increase the membership so that a programme can be arranged. He also wishes to inform listeners that the annual subscription of 2s. is now due. Will all who are interested please communicate with hon. secretary, Mr. W. F. Jones, 3, Perth St., Liverpool?

**MEMBERSHIP AND RENEWAL FORM.**

To be filled in by readers who wish to become members of the League, or to renew their membership for a further eighteen months.

To the Secretary, The Wireless League, Chandos House,  
Palmer Street, Victoria Street, S.W.1.

Please enrol me as a member or renew my membership of the Wireless League. I enclose P.O. for £.....s.....d.† which entitles me to membership with all the privileges and rights as enumerated in the constitution of the League, including FREE Insurance, Free Legal Advice, and Free Technical Advice, for the period ending 30th September, 1928.

\* Cross out line not required.

† Not less than Two Shillings.

WRITE IN  
CAPITAL  
LETTERS.

Name (in full) .....  
(State whether Mr., Mrs., or Miss.)

Address .....

My Membership No. is.....

This is only applicable in the case of renewals.

Please enclose stamped addressed envelope.

"The Wireless World" devotes four pages in the first issue of each month to League Notes and News.



# CURRENT TOPICS

## Events of the Week in Brief Review.

### NO OFFENCE MEANT.

"Let your friends listen," is the motto for National Wireless Week, which opens on November 13th. It is understood that the phrase is not intended to hurt the susceptibilities of the oscillating fraternity.

○○○○

### BRISTOL RADIO WEEK.

Arrangements have been completed for a "radio week" to be held in Bristol from November 20th-26th. Special programmes will be broadcast from Bristol throughout the week.

○○○○

### FIRST CATCH YOUR HARE!

Prizes have been offered by an American paper for the best suggestions for making use of burnt-out valves. The competitors' main difficulty, in these days of high-quality valves, will be to find a burnt-out specimen!

○○○○

### P.O. WIRELESS EXPANSION IN AUSTRALIA.

Australia's growing use of wireless is reflected in the announcement that the Commonwealth Government is creating a separate branch of the Post Office to deal with wireless activities. A "chief inspector, wireless branch," has been appointed to control a staff which will be independent of the telegraph branch.

○○○○

### FOUR DAYS MORE AT MANCHESTER.

Amateurs from all parts of Northern England are still flocking to the Manchester Wireless Show, now being held in the City Exhibition Hall. Closing day is next Saturday, November 5th.

Capt. Ian Fraser, M.P., conducted the opening ceremony on Monday, October 24th, when he made the suggestion, which was immediately complied with, that blind persons in the Manchester district should be admitted free of charge. The exhibition has been organised by the *Manchester Evening Chronicle*, and in many respects resembles the recent show at Olympia, a number of prominent stand-holders at the London show having transferred their exhibits to Manchester.

Readers should make a point of visiting *The Wireless World* stand, No. 27, on which will be found a number of receivers recently described in this journal.

### THE RINGER.

The excuse that he had won his crystal set at a game of "rings" and did not think a licence necessary was offered by a Clonsilla (Dublin) resident last week at the Lucan District Court. He was fined 5s. and ordered to take out a licence.

### SOUTHPORT WIRELESS SHOW.

A wireless exhibition will be opened at Southport on Monday next, November 7th. Particulars will be found under "News from the Clubs."

○○○○

### IS THIS A RECORD?

A London wireless enthusiast claims that while listening in on a small crystal set with an indoor aerial he received a long message from Australia by the afternoon post.—*Sunday Pictorial*.

○○○○

### EXHIBITION IN LEEDS.

Enthusiasts in the Leeds district are looking forward with pleasure to the Leeds Wireless Exhibition, which will be held in the Fenton Street Drill Hall from Tuesday, November 15th, to Saturday, November 26th, under the auspices of the *Yorkshire Evening Post*.

Many prominent firms will be represented, and the B.B.C. will assist by showing their latest transmitting apparatus and by broadcasting music from the show.

○○○○

### AMBITIOUS AIRSHIP WIRELESS.


An aircraft radio transmitter with a range of 2,500 miles has been designed for installation on the £1,000,000 dirigible now under construction for the U.S. Government at Akron, Ohio. The above-mentioned range has been decided upon to provide the airship with means of communication over a distance equal to half the cruising radius, which would enable it to be in constant touch with its base.

○○○○

### CAPTAIN FRASER ON BRITISH WIRELESS TRADE.

Captain Ian Fraser, in his inaugural speech at the Manchester Wireless Exhibition, paid a tribute to the quality of British wireless products. He said:—

"I am driven to the irresistible conclusion that, although possibly the home market has contracted a little, British wireless manufacturers have enormously strengthened their hold upon it. This is due to the fact that we have concentrated upon maintaining the highest possible craftsmanship and technique. To have reduced the import of foreign apparatus by about half is something of which we can very well be proud."



"EVERYMAN FOUR" IN A JACOBEOAN SETTING. Two views of *The Wireless World* "Everyman Four," constructed by a Birmingham reader, Mr. H. F. Morton, and housed in a cabinet designed by his wife.

### WIRELESS ON THE SABBATH.

The Clyde lighthouse keeper, Mr. Norman Shaw, who was recently dismissed from his post for refusing to take part in wireless tests from Toward Lighthouse on Sundays, has been refused unemployment benefit on appeal to the Deputy Umpire of the Ministry of Labour.

**RELIGIOUS BROADCASTING  
IN NEW ZEALAND.**

A broadcasting station intended solely for the dissemination of religious instruction and music is to be erected in New Zealand, according to present plans, by the Anglican Broadcasting Association. The estimated cost is £8,000, and the promoters hope to maintain the station by means of subscriptions.

○○○○

**THE LISTENER'S PARADISE.**

Has the wireless paradise been found? According to officers of the Royal Canadian Mounted Police it has. The delectable spot is said to be at Bernard Harbour, in the Canadian North-West Territories. For here in broad daylight one can pick up London, Dublin, Newcastle-on-Tyne, Bournemouth, Glasgow, Bir-

**"W.W." SETS ON VIEW.**

*The set builder who meets with a constructional difficulty often wishes than an opportunity existed to inspect a completed receiver, which would make matters clear in a few moments. Such an opportunity is offered by the array of recent Wireless World sets which, owing to the success of the first display, are again on view for the benefit of the public at 116, Fleet Street, London, E.C.4.*

*A cordial invitation is extended to readers to visit this miniature exhibition, which is open daily from 10 to 6.*

mingham, Paris, Berlin, Madrid, and other European stations with perfect ease on the loud-speaker. Reception condi-

tions are reported to be well-nigh perfect. The Royal Canadian Mounted Police would be well advised to keep the information to themselves, otherwise this blessed Valhalla of the DX-er may become another Klondike.

○○○○

**WIRELESS A HOSPITAL NECESSITY.**

Is a wireless set part of the necessary equipment of a hospital? This question was discussed before the Chester-le-Street Joint Hospital Board last week, when the matron asked that the hospital set be brought up to date.

A member said that it was the business of the Board to get the patients well as early as possible, and if they could amuse them and keep them lively it was to the benefit of the hospital and the public.

The necessary expenditure was agreed to.

**Sale and Exchange.**

This evening (Wednesday), the Tottenham Wireless Society will indulge in a "Sale and Exchange." Members are asked to bring along their surplus components.

Hon. Secretary, Mr. A. G. Tucker, 42, Drayton Road, Tottenham, N.17.

○○○○

**A Lecture in "Ham" Jargon.**

A real "dyed in the wool" transmitter, Mr. J. Hum (5UM), gave an amusing talk at the last meeting of the Muswell Hill and District Radio Society. Mr. Hum, who demonstrated with his new one-valve transmitter, gave his remarks in the jargon so beloved of his tribe, and for the greater part of the time the audience were deciphering unfamiliar names given to familiar articles, such as "cans" for headphones, etc.

The transmitter was not connected with the Society's aerial, but was put into an oscillating condition. Among interesting experiments was one in which a wave-meter lamp was caused to glow by being placed close to the inductance.

A number of new members have been enrolled at every recent meeting of the Society, among them being several ladies who have enthusiastically taken up wireless as a hobby. Full details of the Society, with particulars of membership, may be obtained on application to the Hon. Secretary, Mr. Gerald S. Sessions, 20, Grasmere Road, Muswell Hill, N.10.

○○○○

**Studying Acoustics with Loud-speakers.**

Acoustics, a subject which has loomed large in the wireless world since the advent of broadcasting, was dealt with in a practical manner by Col. F. E. Wenger in his lecture before the Stoke-on-Trent Wireless and Experimental Society on October 5th. The lecturer demonstrated with the aid of a large number of loud-speakers of various types.

The lecture was well attended, and it was notable that many visitors were present.

Hon. Asst. Secretary, Mr. L. J. R. Taylor, Elm Tree House, Penkull, Stoke-on-Trent.

**NEWS FROM  
THE CLUBS.****Q.R.P. Transmitters.**

A series of tests on 90 metres is to be carried out by the Q.R.P. Transmitters Society. At their meeting on October 20th, Mr. Guy (G2CS) opened a discussion on the Mesny circuit for short and ultra-short wave transmission.

Hon. Secretary, Mr. C. D. Abbott, 178, Evering Road, Clapton, E.5.

○○○○

**Southport's Radio Exhibition.**

On Monday next, November 7th, the 3rd Annual Radio Exhibition will be opened by the Southport and District Radio Society at the Temperance Institute, London Street.

The opening ceremony will be performed at 3 p.m. by Mr. Victor Smythe,

**FORTHCOMING EVENTS.****WEDNESDAY, NOVEMBER 2nd.**

*Institution of Electrical Engineers, Wireless Section.—At 6 p.m. (Light refreshments at 5.30.) At the Institution, Surrey Place, W.C.2. Inaugural Address by the Chairman, Lt.-Col. A. G. Lee, O.B.E., M.C., B.Sc.*

*Tottenham Wireless Society.—At 8 p.m. At 10, Bruce Grove, N.17. Business Meeting, followed by "Sale and Exchange."*

*Muswell Hill and District Radio Society.—At 8 p.m. At Tollington School, Tetherdown. Demonstration and Lecture: "Optical Illusions," by Dr. Leonard Sessions, M.R.C.S., L.R.C.P.*

**THURSDAY, NOVEMBER 3rd.**

*Golders Green and Hendon Radio Society.—At 8 p.m. At the Club House, Willisfield Way, N.W.11. Lecture: "Development of the Thermionic Valve," by Dr. J. A. Fleming, F.R.S.*

*Stretford and District Radio Society.—At 8 p.m. At 6a, Derbyshire Lane, Stretford. Lecture: "Mains Units," by Mr. Bell, of E. K. Cole, Ltd.*

**FRIDAY, NOVEMBER 4th.**

*Leeds Radio Society.—At Leeds University. Lecture by Mr. A. H. Fisher.*

of the Manchester B.B.C. station, and the Exhibition will be open on the following days from 10 a.m. till 10 p.m. Closing day: Saturday, November 12th.

Hon. Secretary, Mr. E. C. Wilson, "Lingmill," Kirklees Road, Birkdale, Lancs.

○○○○

**R.S.G.B. Convention at Nottingham.**

Arrangements have been made for a "Radio Convention" to be held at the Elite, Nottingham, on November 26th, from 6 to 9 p.m. (supper, 2s. 6d.). The programme also includes a visit to transmitter 5NG during the afternoon. An invitation is extended to all members of the Incorporated Radio Society of Great Britain, and those wishing to attend are asked to communicate with Mr. W. H. R. Radford, The West Lea, Cropwell Butler, Notts, not later than November 9th.

○○○○

**Institute of Wireless Technology.**

"A Note on the Performance of Valve Detectors" will be the title of a paper by William B. Medlam, B.Sc., A.M.I.E.E., and U. A. Oschwald, B.A., to be presented at a meeting of the Institute of Wireless Technology at 7 p.m. on Tuesday, November 8th, at the Engineers' Club.

Information respecting the Institute and its activities may be obtained from the Hon. Secretary at 71, Kingsway, W.C.2.

○○○○

**Valves in Short-wave Transmission.**

An interesting talk on short-wave receiving apparatus was given by Mr. J. E. Nickless (2KT), President of the Ilford and District Radio Society, at the last meeting, describing his experiments over a period of two years, Mr. Nickless dealing with various kinds of valves that had been tried. Six-volt or power valves had up to now done the best work, but he had found that two-volt valves worked quite satisfactorily down to about 150 metres.

Hon. Secretary, Mr. H. O. Crisp, 2, Ramsay Road, E.7.

# The Manchester Show Report



October 24th to November 5th.

New Apparatus to be Seen at the Stands.

Many of the components and sets to be seen at the stands were exhibited at the recent Olympia Show, and have consequently been referred to in detail in the pages of this journal. To avoid duplication of technical description, care has been taken to select only apparatus of new design, much of which is now being shown for the first time.

## BAKELITE-SHROUDED TRANSFORMERS.

The range of Bowyer-Lowe L.F. transformers has been extended to include a multi-ratio instrument, giving "step-ups" of from 1.8:1 to 6:1. Low-frequency chokes, tapped at a point to include a third of the total number of turns from one end, thus giving a choice of three inductance values, are of similar appearance. All these components are mounted in well-finished black bakelite cases, with lugs for horizontal or vertical mounting.

*The Bowyer-Lowe Co., Ltd. (Stand 2), Radio Works, Letchworth, Herts.*

## A SELF-CONTAINED MAINS RECEIVER.

A set which can be moved from room to room and attached to any electric lamp socket is certain to appeal to a large number of listeners. The Climax receiver includes several good points in design; it has one neutralised transformer-coupled H.F. stage, with an anode bend detector followed by resistance- and transformer-coupled L.F. amplifiers in the order given. The two condensers are fitted with "edgewise" dials mounted side by side. This arrangement gives almost all the advantages of single dial control, with the additional benefit of allowing the use of circuits of reasonably low decrement. Waveband change is by means of a switch, and there is another switch for the filaments, which are wired in series. Reaction is provided between plate and grid circuits of the H.F. valve. A Climax cone loud-speaker is mounted in the lid. A similar receiver is made to operate on batteries.

*Climax Radio Electric, Ltd. (Stand 6), Quill Works, London, S.W.15.*

## ORPHEAN GRAMOPHONE ATTACHMENT.

The loud-speaker manufactured by this firm has already been reviewed in *The Wireless World* Olympia report; its electro-magnet movement, housed in a

brown bakelite case with suitable supporting feet, is now supplied as a gramophone adaptor at the low price of 12s. 6d. A larger attachment is sold at 25s.; it has a large-sized moulded disc for adjusting the relative positions of pole-pieces and magnets.

*London Radio Manufacturing Co., Ltd. (Stand 7), Station Road, Merton Abbey, London, S.W.19.*

## A BOWL LOUD-SPEAKER.

The "W.B." loud-speaker is of the free-edge double-cone type, with reed drive, and is mounted in an attractive bowl-shaped container, made of bakelite, coloured to imitate tortoiseshell. An ornamental grille of the same material covers the opening.

A similar instrument, enclosed in a perfectly plain, rectangular, wooden case, sells at a lower price and is particularly well adapted for inclusion in self-contained or portable receivers.

*Whiteley, Boneham, and Co., Ltd. (Stand 8), Nottingham Road, Mansfield, Notts.*

## G.R. COMPONENTS.

Claude Lyons, Ltd., have for several years exclusively handled the products of the General Radio Company. The policy behind the General Radio design is not merely to meet the passing tastes of the home constructor. They have long specialised in the manufacture of testing equipments, such as modulated audio-frequency oscillators, wavemeters, capacity and inductance bridges, and valve-testing apparatus. Much of this gear, however, comes within the scope of amateur requirements, and several popular testing instruments will make considerable appeal to the experimenter. The broadcast and short-wave absorption wavemeters, Types 247 and 356, are well known, the latter accurately covering a wave range between 14 and 224 metres. Much interest is already being shown in even shorter wavelengths, and the need for a precision wavemeter is met by a new individually calibrated instrument having an optimum of 5 metres. Its coil is a single turn of  $\frac{1}{16}$  in. silver-plated




Captain Ian Fraser, M.P., delivering his address at the opening ceremony. On his left is Councillor Davy, Mayor-Elect of Manchester and the Mayor of Salford.



**The Manchester Show Report.—**

copper tubing, and a glance at the tuning condenser, with its double spacing, evidences a thorough understanding of the electrical requirements of condenser design. Each wavemeter is calibrated from a harmonic, piezo-electric oscillator. It sells at 70s.

Another development of interest coming from the General Radio Laboratories is described as a double-impedance coupler. It is used in L.F. circuits in place of the usual transformer, and consists of two separate choke coils for use



The Bowyer-Lowe bakelite shrouded L.F. transformer with tapped windings.


in the anode and grid circuits, together with the coupling condenser, and is stated to give a practically uniform amplification between 60 and 10,000 cycles. Its principal merit is that the substitution of a choke for a high resistance in the grid circuit permits of the ready discharge of the coupling condenser, at the same time maintaining a high impedance at the input to the next valve. Simply explained, the reactance type of leak combines a high impedance to alternating current, with a low direct-current resistance, so that "blocking" of the coupling condenser is avoided.

The set of "G.R." transformers for use in the intermediate amplifier of a superheterodyne receiver was recently examined in operation, and, being the heart of a superheterodyne set, can be



For connection to an electric light socket; the Climax self-contained receiver.

accepted with the assurance that the completed receiver will function correctly both as to range and quality. The peak of the intermediate wavelength is 10,000 metres.



The Orphean gramophone attachment.

Another useful device among the range of low-priced measuring instruments is a geared, calibrated condenser giving a capacity change of 0.0005 mfd. between 15 and 95 divisions or a 100 scale. If used in the circuit of a simple valve oscillator, capacity measurements can be read off from the scale by connecting the condenser to be measured in parallel across its terminals and noting the dif-



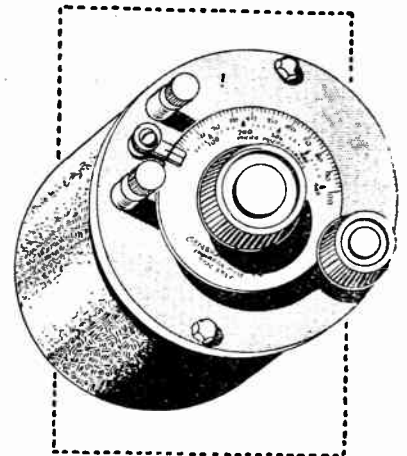
New design cone loud-speaker. Made by Whiteley, Boneham & Co., Ltd., with a bowl container of bakelite.

ference in reading. For this purpose, therefore, the plates follow a straight-line capacity law, and the movement is protected in a black crystalline-finished case. Much space in a well-prepared catalogue is taken in referring to the many types of receiving and laboratory condensers.

Mention here of the rheostats and potentiometers will be appreciated by those wanting instruments of this class

for use in conjunction with testing apparatus. The general build of the Type 214 potentiometer is very different from those usually supplied for constructing broadcast receiver apparatus. It is of larger diameter, has liberal current-carrying capacity, both in the wire and the rubbing contact, and has a smooth and noiseless action. The spindle is reversible for panel or baseboard mounting, and its price is 13s. 6d.

For use with valve oscillators and transmitting sets is a range of hot-wire ammeters and milliammeters with flush or raised mountings, or completely insu-




The inexpensive G.R. calibrated condenser on the stand of Claude Lyons, Ltd.

lated in a moulded case with baseboard terminals. Prices range between 32s. 6d. and 47s. 6d.

Claude Lyons, Ltd. (Stand 13), 76, Old Hall Street, Liverpool.

**"TRUE SCALE" COUPLING.**

Careful investigation shows that a number of manufacturers are replacing the usual grid leak in L.F. choke-coupled circuits by a choke of high inductance, the claim being made that, should a charge accumulate on the coupling condenser, it is immediately dissipated, owing to the comparatively low D.C. resistance of the choke; furthermore, it is possible to use a coupling condenser of somewhat higher value than usual and thus prevent a cut-off of the lower frequencies. Provided that the impedance of the grid choke is high as compared with that of the anode choke, and pro-

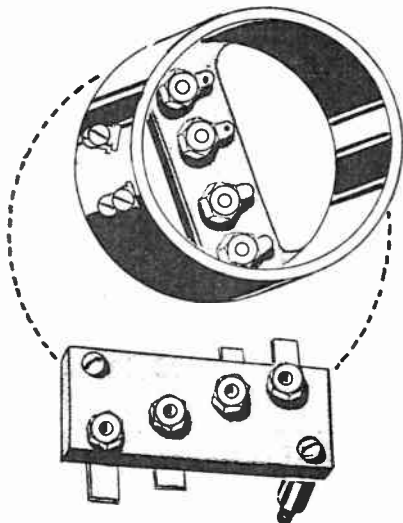


The Canotex Isodon of Claude Lyons, Ltd. A neutralising condenser for panel mounting with screw-on adjustment cover.



**The Manchester Show Report.—**

vided that it has a low self-capacity, there should be some gain in employing this method of coupling when powerful signals are being handled. The Formo




**General Radio inductance former and mount.**

Company, following the practice of H. P. Doule, an American engineer, have modified his dual-impedance coupling and arranged that the anode choke is tapped to produce a step-up by auto-coupling, the overall amplification of a stage being considerably in excess of the amplification factor of the valve. This method of L.F. amplification should interest the keen experimenter in search of unorthodox circuits. The prices of the tapped anode auto-choke and the grid choke are 12s. 6d. each.

**SELF-SUPPORTING COILS.**

A series of coils supported on thin celluloid formers are now on the market.



**The G.R. H.F. choke coil.**

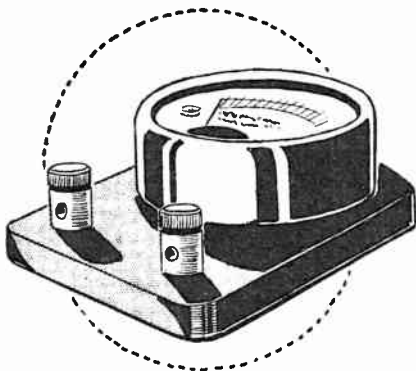
The short-wave types are solenoid-wound, while the long-wave are bank-wound, and provision is made for interchangeability by a supporting bakelite strip on each coil with six contacts which register with six laminated springs on a standard base. To prevent strain-

ing the windings when changing coils, a small lever is provided which immediately releases the coil.—*The Formo Company (Stand 15), Crown Works, Cricklewood Lane, London, N.W.2.*

**CARBORUNDUM CIRCUITS.**

The Carborundum Co. has produced an interesting booklet entitled "Carborundum in Radio," giving data regarding the rectifying properties of this substance, and also a number of circuit diagrams—or, rather, practical wiring plans—showing the uses of their well-known permanent detector in crystal and valve-crystal receivers. The crystal set can be specially recommended; it is not far short of the mark to say that the circuit adopted, which includes a loosely coupled and separately tuned aerial circuit, with detector and telephones tapped across one half of the secondary coil, represents the most selective arrangement which is conveniently possible in a receiver not using valves.

Other sets and amplifiers employing the Carborundum resistances and resistance-capacity coupling units already reviewed in *The Wireless World* are shown. It may be added that these units



**Hot wire aerial ammeter available with maximum scale readings of 100 milliamps. to 10 amps. (Claude Lyons, Ltd.).**

include a 0.5 megohm anode resistance, a 0.002 mfd. condenser, and a 2 megohm leak.


*The Carborundum Co., Ltd. (Stand 16), Trafford Park, Manchester.*

**BAFFLE FOR MOVING COIL LOUD-SPEAKER.**

The undoubted superiority of reproduction to be obtained from a moving coil loud-speaker has roused the envy of many listeners who have perhaps only been deterred from constructing one because of the ugliness of a plain baffle which would be an eyesore in a drawing-room. Messrs. Tutills have produced a highly artistic baffle in dark polished wood which stands on four legs and might well be taken for a fire-screen. The circular hole for the cone is surrounded by a wooden framework which carries a diaphanous silk curtain which further disguises the equipment. With a little ingenuity the pot-magnet could also be concealed, with the result that a home-constructed moving coil speaker need not be open to the objection already put forward.

**TINOL WIRE STRIPPER.**

This efficient and neat wire insulation remover, which should be found in every experimenter's workshop, consists of a strip of metal with a V-shaped cut male




**The Formo tapped L.F. inductance for choke coupling.**

at each end; the metal is permanently bent round into the shape of a V, and when the jaws are pressed tightly together a small diamond-shaped space is left at the centre of the two overlapping Vs which ensures that, while the insulation is effectively stripped, no damage is done to the conductor. This useful little tool sells at 6d.

**COLVERN HIGH-FREQUENCY CHOKE.**


This interesting and somewhat unorthodox choke has a multi-slot winding on a moulded bakelite former. There are actually three distinct windings for long, medium and short waves which can be brought into action at will by removing the choke, rotating it, and reinserting it again into its base. Such a simple means of providing for every wavelength will appeal to the amateur who employs Reinartz type reaction, choke-feed coupling after a H.F. valve, or a choke to prevent any H.F. components from entering the L.F. amplifier.



**Formo grid circuit impedance for use in place of the grid leak in choke-coupled L.F. amplifiers.**

**The Manchester Show Report.—****COLVERN GRID VALVE HOLDER.**

This holder, a clean bakelite moulding, designed to take the S.625 type of valve, is split at a point about half-way across



Fire-screen form of loud-speaker baffle on the stand of Tutills, Ltd.

the moulding, so that the necessary metal-screening plate can be held rigidly when the two halves of the holders are clamped together. It possesses the important merit of permitting easy insertion of the valve without making use of flexible connections. The actual contact supporting pieces can be removed and remounted so that the brackets can be secured at right-angles to the panel.

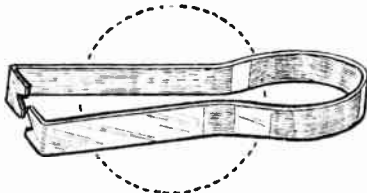
Tutills Limited (Stand 18), 7-9, Swan Street, Manchester.

**BECOLLETTES.**

Ebonite strip, tube and rod in odd lengths is now being put up by this company, in 1s. 6d. and 2s. 6d. packets. The amateur should find a large number of uses for these small pieces of ebonite, which are of the same guaranteed quality as the standard panels. Terminal strips, supports for valve holders, bushes for metal panels, and many other applications at once suggest themselves.

**COIL FORMERS.**

The Becol coil former, with provision for six tappings, will be found extremely useful for H.F. transformers in which



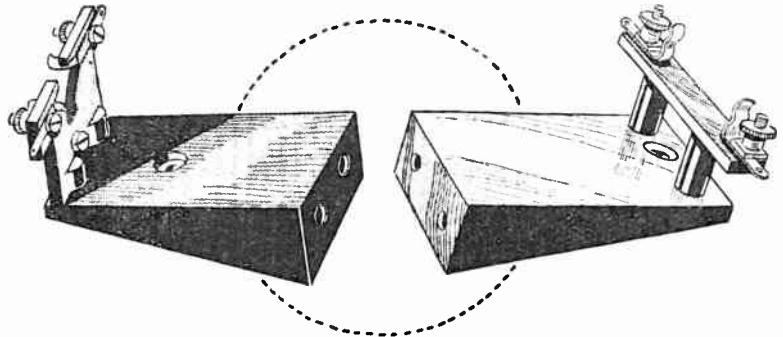
Tinol wire stripper, a simple device for removing insulation without damaging the conductor.

neutralisation is carried out. A refinement is to be found in a pin-and-slot mounting which prevents the accidental reversal of windings through inserting the former the wrong way round.

The British Ebonite Co., Ltd. (Stand 20), Nightingale Road, Hanwell, London, W.7.

**BATTERY CABLE.**

Of special interest to constructors is the "Goltone" Multiple conductor flexible radio cable. It is made up with from five to seven separate leads, each rubber-covered and braided in distinctive colourings. These strands are laid together, and braided overall. The price of the six-way cable is 1s. 1½d. a yard. The same firm also manufacture ready-made battery cables fitted with spade terminals and wander-plugs in assemblies having from four to seven separate conductors, as well as several varieties of




Colvern screened valve holder.

twin twisted flexibles in various colours. Triple flex, with braided coverings in black, gold and red, is a really useful innovation, and should prove particularly helpful in making connection to H.T. batteries when two separate voltages are required.

A simple and inexpensive D.C. eliminator is also exhibited; it gives an output of approximately 15 milliamperes at 100 volts.

Ward and Goldstone, Ltd. (Stand 21), Frederick Road, Pendleton, Manchester.



Goltone D.C. battery eliminator.

**REPROVOX GRAMOPHONE AMPLIFIER EQUIPMENT.**

This company has paid a great deal of attention to the development of heavy-duty gramophone amplifiers for use in cinemas, dance-halls, etc. The small organs and orchestras which are to be found in public places of entertainment can, with advantage, be supplemented by a series of loud-speakers, and for this purpose the amplifier equipment under discussion can be employed, using a microphone at the input.

The self-contained pedestal cabinet for gramophone amplification can be obtained as a standard model, and is pro-


vided with Barraclough's own pick-up, which can be swung so as to be used alternatively with two turntables; this would appear to be an important development which will help to popularise the gramophone amplifier in cinemas, etc., where a delay in changing records on a single turntable would be a distinct handicap.

The L.F. amplifier is ambitious and designed for handling very large volume. The signals from the pick-up are supplied to an input transformer, and thence are amplified by seven valves

which are choke-coupled by a system which avoids the use of grid leaks. There are actually four stages of choke-coupling, the first three stages employing one valve each and the last stage having no fewer than four L.S.5A valves in parallel. The L.T. and H.T. requirements are supplied by a Crypto motor generator giving two outputs. The design of eliminators for such large currents is a problem of no small magnitude, but great advance is being made with the use of Raytheon tubes.

Messrs. Barraclough have a comprehensive display of Burndep apparatus.

G. D. Barraclough (Stand 22), 16-18, Moulton Street, Cross Street, Manchester.



The Goltone wave trap of Ward & Goldstone, Ltd.

**The Manchester Show Report.—  
PHILIPS D.C. ELIMINATOR.**

This instrument is arranged for connection to a lamp socket by means of a flexible lead and plug. It gives two



Barraclough's heavy duty gramophone amplifier. Note the two turntables.

high-tension voltage outputs, which are controlled by variation of tapped wire-wound series resistances. On a 220-volt supply, the highest voltage obtainable under normal conditions will be about 140, the output at 120 volts being 20 milliamperes. Due to the method of voltage reduction which is employed, two separate smoothing chokes are necessary; judging by the weight of the unit,



The Philips D.C. high tension battery eliminator.

these are of liberal design, while it is stated that condensers totalling 8 mfd. are used.


**H.T. AND L.T. CHARGER.**

This Philips appliance consists of a rectifying unit suitable for charging both L.T. or car batteries with from one to six cells at 1.3 amp., and H.T. batteries up to 120 volts; at this voltage the charging rate is 60 milliamperes, which is increased as the number of cells is reduced. A special valve (Type No. 1010) is used, together with a resistance lamp. The apparatus is contained in a perforated aluminium case, the switch

for making the necessary circuit changes for operating the device with H.T. or L.T. batteries being included in a small external moulded case connected in the leads.

Another new production is a gas-filled lightning arrester for the protection of apparatus from atmospheric discharges. This piece of apparatus comprises two spaced electrodes enclosed in a sealed glass container; the space between them is normally non-conducting, but breaks down on the application of voltages in the order of hundreds. Arrangements of this kind have several advantages over protective spark gaps in air.

*Philips Lamps, Ltd. (Stand 24), 2-3, Lofthouse Court, King Street West, Manchester, and 147, Charing Cross Road, London, W.C.2.*

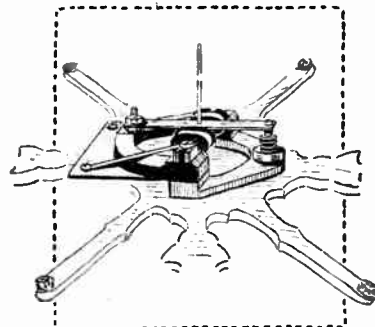


A Philips rectifier for charging both H.T. and L.T. accumulators from A.C. supply.

**AMPLION PUBLIC ADDRESS SYSTEM.**

The Amplion speech amplifier is primarily designed for operation in conjunction with a microphone or gramophone pick-up, although it may be connected to a radio receiver. A total of five valves are employed; that in the first stage is an L.S.5B, while

L.S.5's are used in the remaining positions; the last pair are in parallel. Intervalve coupling is by a combination of choke and transformer, volume control being obtained by tapping off any desired proportion of the total L.F. potential developed across the choke in the anode



Details of the mounting of the M.P.A. loud-speaker drive unit. The cork pads are shown which support the edges of the cone.

circuit of the first valve by means of a stud switch.

Two meters are fitted; the first shows the voltage across the valve filaments and the other normally indicates total anode current, but can be switched into the plate circuit of the output valves, thus acting as an overload indicator.


The instrument is designed to operate four large loud-speakers, giving a sufficient output to render speech audible to assemblies of as many as 4,000 persons in the open air. For still larger gatherings, an additional amplifier is available with sets of output valves in parallel for operating extra loud-speakers.

*Graham-Amplion, Ltd. (Stand 28), 10, Whitworth Street West, Manchester, and 25-26, Savile Row, London, W.1.*

**M.P.A. LOUD-SPEAKERS.**

These are made in three different types, which are, however, similar in essentials.

The simplest and cheapest is the "plaque" model, which may be



The Amplion public address amplifier. It is fitted with a tone control device.

**The Manchester Show Report.—**

stood on a shelf or table, or hung on a wall. The cone is mounted on a wooden board with its apex outwards; its edge is free except at four points, where it is

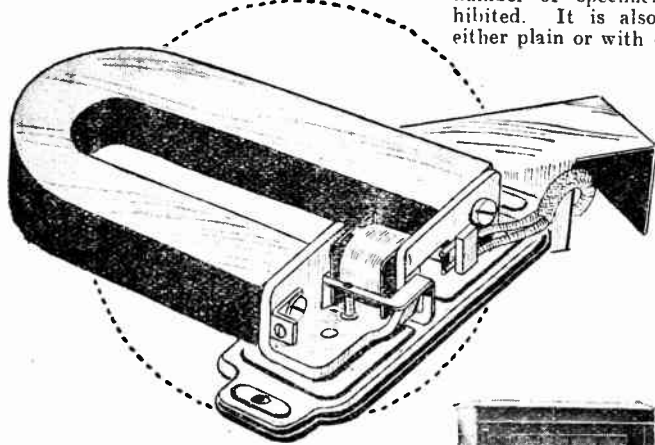


A handsome Caxton pedestal cabinet.

attached to thin flexible tongues of wood formed by making cuts in the supporting board to which the electro-magnetic drive unit is attached. The adjusting knob projects through the back.

The more expensive models are mounted with open grilles at back and front.

It is understood that these instruments are being demonstrated during the ex-



The Blue Spot differential loud-speaker unit with cover removed.

hibition at 250, Deansgate, Manchester, M.P.A. Wireless (Stand 29), 62, Conduit Street, London, W.1.

**CAXTON CABINETS.**

The Caxton pedestal cabinet, in Chippendale style, will appeal especially to those whose æsthetic sense is liable to be offended by the appearance of the ordinary wireless receiver. Standing about 3 feet high, it provides ample space for a panel of the largest size ordinarily used, and also for batteries or eliminator in a lower compartment. There is a drop front giving access to the apparatus.

Workmanship and finish is of a high order.

Caxton Wood Turnery Co. (Stand 31), Market Harborough.

**BALANCED ARMATURE LOUD-SPEAKING UNIT.**

Differential loud-speaker movements have the important advantage over the more ordinary type in that the impedance of their windings at a given frequency is not sensibly changed by movement of the armature under the influence of signal currents. The "Blue Spot" instrument is made with an exceptionally large permanent magnet, between the four pole-pieces, on which is mounted the armature; its movement is transmitted to the cone with which it is intended to be used through a U-shaped metal stirrup carrying a threaded rod. A certain amount of damping is imposed by an extension of this stirrup, which is fixed to the frame, thus acting at the same time as a support. The unit sells at the low price of 18s. 6d.; it is used in the construction of a loud-speaker of interesting design, which is also exhibited. Its cone is supported at the edge by leather, and is also stiffened by a peripheral ring of balsa wood, a material of extreme lightness


**TROLITE.**

This is a moulding material of considerable mechanical strength, with an extremely good appearance. It lends itself particularly well to the production of dials, knobs, switch parts, etc., a large number of specimens of which are exhibited. It is also supplied in panels, either plain or with cubed and wave-form surfaces, as well as in mahogany and walnut colourings.

F. A. Hughes and Co., Ltd. (Stand 32), 204-206, Great Portland Street, London, W.1.

**A.N.P. FOUR-VALVE SET.**

Those amateurs who have A.C. lighting mains should not fail to examine this constructor's set which is wired to take the new Cosmos indirectly-heated cathode valves, together with the A.N.P. coils, both of which components were described



Cosmos A.C. valve transformer.

in detail in *The Wireless World* of September 21st and September 28th, 1927. Owing to the large emission which is obtained from their specially constructed filaments, the mutual conductance of Cosmos Shortpath valves is very high, and a receiver containing these valves is likely to be more efficient than one con-



The several types of loud-speakers shown on the Celestion stand.


**The Manchester Show Report.—**

taining ordinary valves. The circuit used is one stage of H.F. employing the choke-feed method of coupling, neutralisation is



For the nursery—one of the many artistic forms of loud-speakers produced by Artandia.

effected by earthing the centre point of the tuned anode coil, and reaction is provided by capacity control from the detector plate circuit. So that a minimum reaction effect is always present, a small condenser of 0.00002 mfd. is connected between the grid and plate of the detector valve, which is of the leaky grid type. The two L.F. stages are resistance-capacity coupled, the necessary coupling



Peto Scott Sociable Three.

B 7

units being housed within the moulded bases of the valve holders, a refinement which makes for a considerable saving of space. Another feature which saves space is the fact that the A.N.P. coils used are astatically wound and can be set on the baseboard quite close to one another and with axes in the same plane without fear of interaction. Provision is made for short and long waves, and since loose coupling is employed selectivity should be of a high order.

The company supply suitable H.T. and L.T. eliminators for this set.

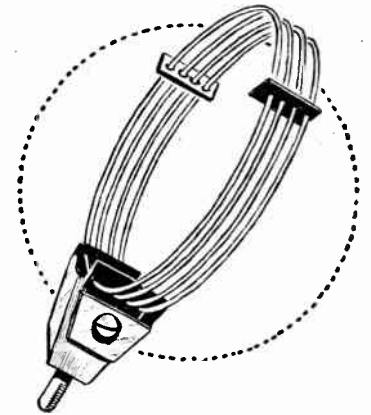
*Metro-Vick Supplies, Ltd. (Stands 34 and 35), 14, Long Millgate, Manchester, and Atlas Works, Trafford Park, Manchester.*

**INEXPENSIVE VALVES.**

The firm of Radions, Ltd., are producing a comprehensive range of valves with filaments rated at 2, 4, and 6 volts. These are priced at 7s. 6d., power or super-power valves being a shilling extra. The approximate stated characteristics of several of the more generally useful types are as follows:—Two-volt H.F. amplifier: filament current, 0.15 amp., impedance,

same class are, respectively, 0.34 amp., 4, and 3,000 ohms.

*Radions, Ltd. (Stands 38 and 39), Bolton, near Macclesfield.*



The new type Atlas short-wave coil.

**THE NEW "EVERYMAN FOUR."**

This screened grid valve set, as described in *The Wireless World*, is being shown on this stand. The copper screening box with lid can be obtained separately should constructors wish to build their own receiver.

*The Peto-Scott Co., Ltd. (Stand 45), 77, City Road, London, E.C.1.*



Valve crystal receiver with valveless amplifier.

28,000 ohms, amplification factor, 13.2. Power valve: filament current, 0.3 amp., impedance, 8,200 ohms, amplification factor, 5.3. The 4-volt H.F. valve has the same characteristics as the 2-volt type, but its filament consumes 0.1 amp., while the power valve passes 0.15 amp., and has an amplification factor of 7.5, with an impedance of 8,000 ohms. A 6-volt valve, with a filament consumption of 0.25 amp., has an amplification factor of 20 and an impedance of 27,000 ohms, while the figures applying to the super-power valve in the

**SHORT-WAVE COILS.**

Realising the potentialities of short wave work, this company has designed a set of four coils suitable for wavelengths between 15 and 100 metres. The mounting is arranged with the ordinary standard plug and socket screwed into a porcelain holder which as an insulation is very satisfactory, as its dielectric properties remain constant for a long period. Tinned copper wire of about 17 gauge is used, and the spacing is about a diameter and a half; the turns are



**The Manchester Show Report.—**


air-spaced and supported at four points by narrow strips of insulating material. With each set of coils a fully instructive pamphlet, giving a list of short-wave stations, is included; the circuit advised consists of an aperiodic aerial coil coupled to a tuned grid coil associated with which is a Reinartz reaction coil. The four coils retail at 10s.



Atlas A.C.12 Eliminator arranged for full wave rectification and provided with three H.T. tappings.

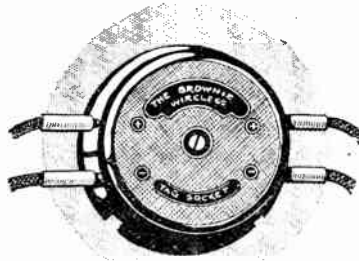
**SELECTATUNER.**

Probably the most popular type of set for receiving a number of stations on the loud-speaker is the four-valve set with one stage of high-frequency amplification. An example of this kind of receiver is to be found in the Atlas "Neutrofour," which contains a high-frequency transformer unit known as the "Selectatuner," which can be purchased separately. The fine-wire primary is centrally tapped for neutralisation, though it is wound laterally to the secondary,



The new Mullard screened grid valve.


which consists of about 72 turns of twin wire wound on a Pirtoid tube of 3in. diameter. Variable magnetic reaction is introduced at the high-potential end of the transformer by means of



The Brownie tag socket for loud-speaker extensions.

a swinging coil which is panel-controlled. The transformer, which is wound for short waves, is provided with brackets to screw down to a baseboard, so that loading is necessary for long waves.

H. Clarke and Co. (Manchester), Ltd. (Stand 48), Atlas Works, Eastnor Street, Old Trafford, Manchester.



Brownie low-frequency transformers.

**NEW CONSTRUCTOR'S SETS.**

The Marconiphone Company has extended its range of sets of parts for home constructors by adding five new models. There are two D.C. mains sets, the first of which is a detector with two L.F. stages, and the second a similar arrangement with the addition of a neutralised tuned anode stage. Filaments are connected in series, while reaction is included in each case.

Most of our readers are aware that the Marconi K.H.1 valve, with indirectly heated cathode, which was introduced shortly before the Olympia Show, has infinitely better characteristics than even the best ordinary valve of its class; for an A.C. resistance of 30,000 ohms its stated voltage factor is 40. Advantage is taken of its properties in the K.2 four-valve receiver, for which parts are now supplied and which used three of these valves, with a K.L.1 in the output stage. All the energy consumed is supplied from A.C. mains, and the circuit arrangement comprises a neutralised tuned-anode H.F. amplifier, grid detector, and resistance- and transformer-coupled L.F. amplifiers in the order named. The fila-

ments or, more correctly, the heating elements are fed with A.C., stepped down to a suitable voltage; a second winding on the same transformer feeds the filament of an H.T. rectifying valve, and a third supplies its anode current. A common H.T. voltage is applied to all the valves in the receiver proper.

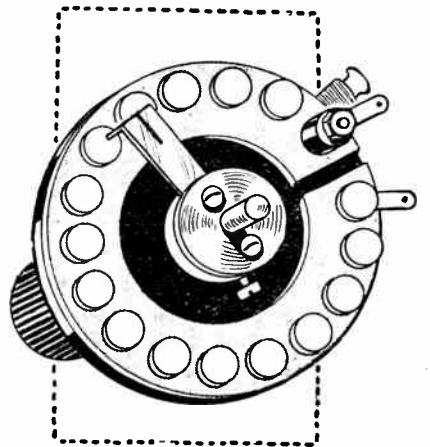
Users of the Marconi screened valves are catered for with sets of parts for four- and five-valve receivers; the latter has two H.F. stages and is of special interest at the present time. Interchangeable astatic coils are used in grid and tuned anode circuits, and the aerial is directly coupled through alternative series condensers of 0.00005 and 0.0001 mfd. Each H.F. stage is shielded by means of a vertical metal screen. The detector operates on the bottom-bend principle, consequently a valve of comparatively low impedance (a D.E.L.610) is recommended by the makers for this position, as there is an L.F. transformer in its anode circuit. The succeeding L.F. amplifier is coupled to the output by means of a resistance.

The Marconiphone Co., Ltd. (Stand 49), 10, Dolefield, Manchester. and 210-

212, Tottenham Court Road, London, W.1.

**NEW SCREENED VALVES.**


The Mullard screened grid valves are new exhibits of outstanding interest.



G.E.C. 1 megohm potentiometer specially suitable for volume control.

**The Manchester Show Report.—**


They are made with filaments having 2-, 4-, and 6-volt ratings, the first mentioned consuming 0.15 amp., and the others 0.075 amp. The amplification factor is given as 200, with an impedance of 250,000 ohms in the case of the 2-volt type; that of the others is given as



The new G.E.C. electrically driven gramophone pick-up equipment.

200,000 ohms. The valves are mounted on the usual four-pin base, in which what is normally the anode pin is connected to the screen. The plate is joined to a terminal carried on a bakelite moulding secured to the top of the bulb.

Fuller information regarding these new products is awaited with interest; unfortunately, due to the fact that the glass is almost completely obscured in the "gettering" process, it was not possible to obtain an accurate idea of the disposition of electrodes and screen; this latter, however, seems to be considerably larger than in other valves of similar type.



Igranic long-wave portable. It is operated by a single control.

A demonstration receiver, showing how easily existing apparatus may be modified for use with these valves, is on show. The set has one H.F. stage, coupled by means of a tuned anode circuit. It is noted with interest that a very small amount of screening—merely a vertical metal plate—is provided between grid and plate coils. It would

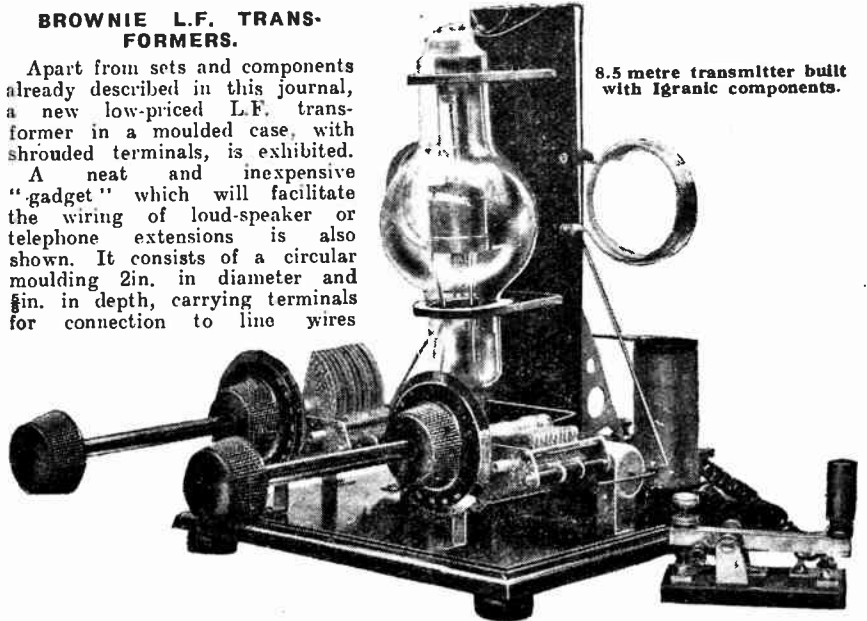
thus appear that it is an easy matter to obtain stability when the new valves are used, but it is assumed that more complete isolation of the circuits would be necessary when a system of coupling giving a lighter aerial load is adopted; in the set under discussion the aerial is tapped direct to the centre point of the grid coil, so its damping effect is by no means negligible.

Mullard Wireless Service Co., Ltd. (Stand 51), Mullard House, Denmark Street, London, W.C.2, and 13, Deansgate, Manchester.

**BROWNIE L.F. TRANSFORMERS.**

Apart from sets and components already described in this journal, a new low-priced L.F. transformer in a moulded case, with shrouded terminals, is exhibited.

A neat and inexpensive "gadget" which will facilitate the wiring of loud-speaker or telephone extensions is also shown. It consists of a circular moulding 2in. in diameter and 3/8in. in depth, carrying terminals for connection to line wires



8.5 metre transmitter built with Igranic components.

(for which slots are provided) and two parallel-connected pairs of spring sockets for taking standard phone tags. The fitment may be secured to a wall or skirting board by means of a single

supply. A novel feature is that the motor is started and stopped by the tone arm engaging upon levers mounted near the edge of the 12in. turntable. The price is 6 guineas.

General Electric Co., Ltd. (Stand 55), Magnet House, Kingsway, London, W.C.2, and Magnet House, Victoria Bridge, Manchester.


**IGRANIC COIL WINDING.**

Much interest is being shown in the automatic machine used for winding the Igranic triple section coils. At the Igranic stand also is an 8.5 metre transmitter which transmitting amateurs should not fail to inspect; while those listeners who have not yet witnessed the performance of a gramophone pick-up will appreciate the opportunity of examining the demonstration equipment in operation at the Igranic stand. The full range of Igranic components having recently been described in these pages, mention might only be made of the short wave receiving kit, which embodies an H.F. amplifier.

Igranic Electric Co., Ltd. (Stand 57), 149, Queen Victoria Street, London, E.C.

**FERRANTI METERS.**

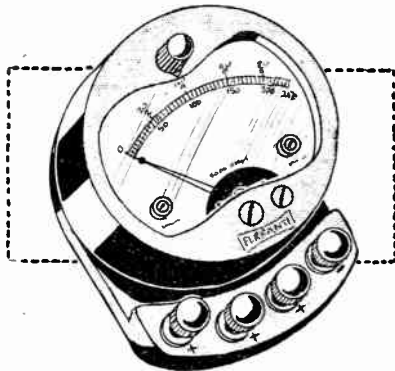
Quality of reproduction cannot be assured without incorporating indicating instruments in the amplifying circuits.



The Cossor A.C. battery eliminator. A full wave glow discharge rectifier is used.

**The Manchester Show Report.—**

It is in this particular connection that the new Ferranti radio meters have been produced. At the low prices at which they are offered, in view of the high-grade construction, these meters will find their way into the majority of amateur receiving sets, having become available at a time when valve users are beginning to appreciate the importance of an indicator in an L.F. amplifier. Having been shown at Olympia, where they attracted much interest, they have already been described, but attention might be drawn to the combined scale instruments, Types 19 and 20, examined when visiting the stand. They are first-grade laboratory instruments selling at £2 7s. 6d. with scales reading to 7.5 and 150 volts and 15 or 30 milliamperes, and entirely meet the work-




One of the new type multi-range Ferranti meters.

ing requirements as indicators of correct L.F. amplifier operation. Readers should apply for the circuit sheets showing the use of Ferranti meters in a typical receiver as well as an L.F. amplifier with gramophone pick-up.


Ferranti, Ltd (Stands 59 and 60), Hollinwood, Lancashire.

**"DIMIC" FRAME AERIAL.**

Although at first one may be a little surprised to find a frame aerial built upon two metal loops, a careful inspection of the "Dimic" frame reveals that the supports form part of the frame aerial



A modified "Everyman Four" receiver shown by Ferranti.



Interior of the Dimic Four. Terminals are now provided for introducing a gramophone pick-up.

and are in circuit with the winding. A double aluminium alloy frame supports grooved ebonite cross bars carrying the long- and short-wave windings, wave change being effected by a two-position switch. Designed for use with McMichael superheterodyne equipment, this is one of the few frame aerials on the British market. The diameter is 23in.


It is interesting to observe among the receiving sets at the McMichael stand that a frame aerial model, which has become popular, makes use of a two-stage resistance-coupled high-frequency amplifier. By this means single dial tuning is obtained. Volume control is produced by adjustment of regeneration, and the two-range control is also the "on and off" switch. Probably the most favoured circuit among amateurs, where special H.F. transformer windings are not adopted, is a stabilised tuned anode arrangement in which the neutralising condenser adjustment appears on the front of the panel and is used to control regeneration. Such a circuit arrangement is embodied in the new type "Dimic Four," followed by valve detector and two L.F. stages with choke and transformer coupling, the L.F.

equipment being specially made by Ferranti.

L. McMichael, Ltd. (Stands 61 and 62), Hastings House, Norfolk Street, Strand, London, W.C.2.

**THUMB CONTROL LAMPLUGH CONDENSER.**

Edgewise operated scales are being adopted in the new types of tuning con-



A new Ferranti product. Intervolve and output push-pull transformers. The mounting feet can be rotated or transferred to the top corners.

densers. Now shown for the first time are the Lamplugh single and two-sectioned condensers, which are attached to the instrument panel by means of two screws, and operated by the projecting milled edge of a metal segment mounted on the shaft. In the case of the dual condenser both sets of moving plates are in electrical contact with the common shaft.

Another newcomer to the range of Lamplugh products is the Neutrocon, a neutralising condenser built into a moulded case with long operating spindle, and designed for either baseboard or one hole panel mounting. Its range, stated to be 2.7 to 36 micro-microfarads, renders it suitable in any neutralised circuit, the change from maximum to minimum being produced by many rotations of the milled handle, thus giving critical adjustment.


S. A. Lamplugh, Ltd. (Stand 63), King's Road, Tysley, Birmingham.

**SLEEVING INSULATED WIRES, ETC.**

Little attention is paid, as a rule, by the amateur in the selection of insulat-

**The Manchester Show Report.—**

ing materials, while the use of sleeving has declined during the past few years. Even assuming the use of stiff wiring, coloured insulated sleeving is recommended and, now that leads from supply mains inter-weave with the wiring of a set, the need to guard against accidental short circuits is imperative. "Hivolt-sit" coloured sleeving is well woven, of uniform diameter, and available in sizes

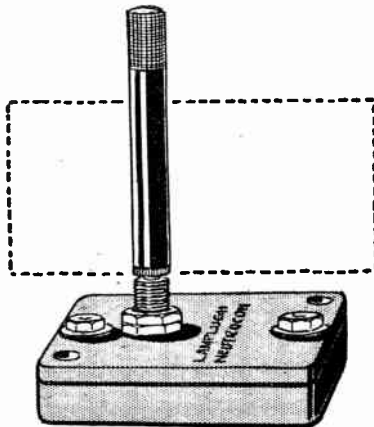


Dimic frame aerial.

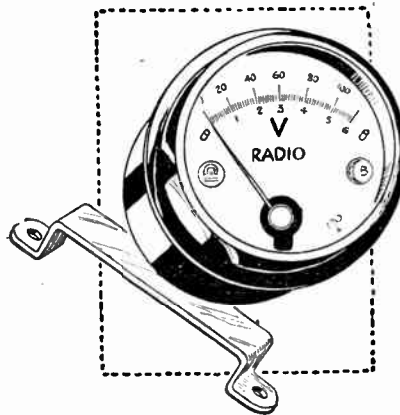
between 0.5 and 30 millimetres, internal diameter increasing by 0.5 millimetres. Considerable economy may be effected by purchasing the sleeving up to any required length instead of in the short strands as normally supplied.

"Kontakt" coloured connecting wire may be preferred to the use of sleeving, and is obtainable in lengths as well as in boxes of four 5ft. coils in various colours at 1s. 6d. An important merit is that the insulation does not fray, and the covering has no tendency to corrode the tinned No. 18 wire, which would render soldering difficult.

Other interesting and useful products of the Standard Insulator Co., Ltd., are all types of battery cords, resin cored

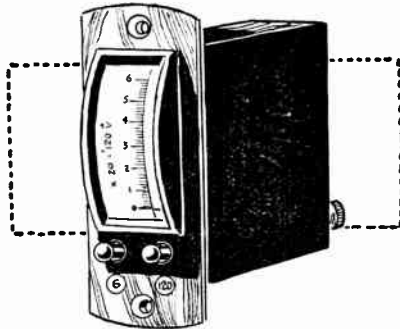


Lampugh stabilising condenser.



Crescent moving coil voltmeter and mounting bracket shown by L. Holzman.

solder, india-rubber stops and feet, rubber headed tacks, rubber accumulator mats, canvas cord rubber strapping for the handles of home-made accumulator boxes, varnished insulating paper and cloth, and several forms of aerial wire. An interesting aerial wire consisting of a 7x7 weave of No. 38 S.W.G. is lead covered to prevent corrosion, and sells at the moderate price of 1s. 9d. for a 100ft. coil. Bakelised insulating tubes, now in such general demand, are available in the popular sizes, the 3in. x 3½in.



A new edgewise moving coil voltmeter (L. Holzman).

so often specified in the pages of this journal selling at 1s. Readers would be well advised to interest themselves in the bakelised panels, which are strong, work well, and retain their colour and bright surface.

Standard Insulator Co., Ltd. (Stand 64), Winsley House, Wells Street, Oxford Street, London, W.1.

**CRESCENT MOVING COIL METERS.**

For the correct operation of any valve receiving set a meter for indicating at least filament, anode and grid biasing potentials is essential. To meet the increasing demand an inexpensive range of testing meters is now marketed by Louis Holzman. For panel mounting an edgewise instrument is available with curved silvered scale, and, as a two-range voltmeter, is fitted with three terminals and two press buttons so that it can be permanently wired into the receiver circuit. Being of the moving coil type it has a uniform scale, and a full reading is

obtained with a current of only 4.5 mA. The figure of merit may be expressed as about 225 ohms to the volt. It sells at 22s. 6d.

A 2in. circular type is also shown which is, again, a moving coil instrument, and represents good value, being offered with a single scale at 17s. 6d., and with a two-scale reading at 20s. Provision for flush or raised mounting is made by a reversible metal strap which is also useful for securing the meter to



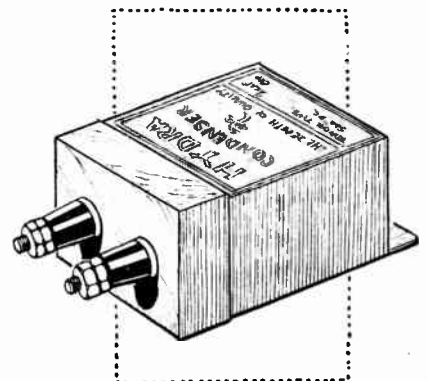
A multi-range moving coil meter (L. Holzman).

a baseboard, in the construction of a baseboard mounted testing set. A small wooden stand is exhibited for carrying meters of this type. This form of moving coil meter is supplied also in a small polished wooden case with sloping top, and by means of a single plug engaging on a row of holes is arranged to read 6, 60 or 600 mA. as well as 6 and 120 volts. By means of a chart this instrument can be used for measuring resistance, and its price is 45s.

Louis Holzman (Stand 67), 109, Kingsway, London, W.C.2.

**ELECTROSTATIC PICK-UP.**

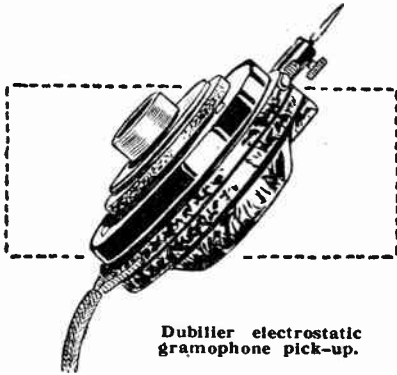
Dubilier products include the new Torroidal H.F. transformers and the new type tuning condenser which were first shown at Olympia. In searching for new Dubilier products at their Manchester stand the new type gramophone pick-up might be mentioned, being un-



New "Tropical" hydra condenser. The terminals are elevated on porcelain insulators.

**The Manchester Show Report.—**

like any other, inasmuch as it operates by producing a change of capacity instead of being electro-magnetic. Movement of the needle causes a change in



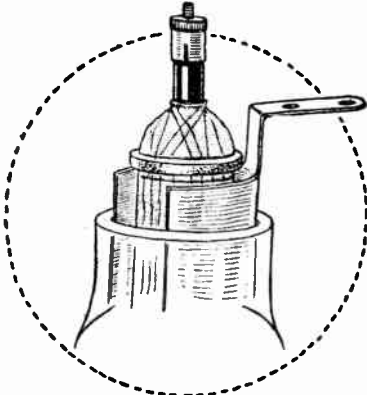
Dubilier electrostatic gramophone pick-up.

the spacing between two plates about  $\frac{1}{2}$  in. in diameter. It is used in the grid circuit in conjunction with a leak resistance to control the potential of the grid.

Dubilier Condenser Co. (1925), Ltd. (Stands 69 and 70), Ducon Works, Victoria Road, North Acton, London, W.3.


**PARFAIT PANELS.**

Difficulty in squaring the edges of panels is stimulating the demand for



The elements withdrawn from a cell of the Wet H.T. Battery Company, showing the arrangement of the terminals to ensure good contact and prevent corrosion.

finished panels cut to size. The Parfait range includes no less than 19 standard sizes, available in thicknesses  $\frac{3}{8}$  in. or  $\frac{1}{2}$  in., and in six different qualities—



Battery charging machines shown by the Lancashire Dynamo and Electric Company. A constant voltage output is obtained and batteries on charge are parallel-connected.

matt, semi-polished and highly polished black, hand polished black, and semi and highly polished mahogany. For a small extra charge panels are supplied with a genuine sand blast finish. Full details of standard sizes and scale of prices are given in a pamphlet.

H. B. Potter and Co., Ltd. (Stand 73), Station Buildings, Rochdale.

**NEW ORMOND LOUD-SPEAKER.**

As it is only the intention here to bring to the notice of readers new apparatus which has made its appearance since the Olympia Show, reference is made in connection with the Ormond exhibit to their new loud-speaker. It is a reed-driven




An inexpensive instrument cabinet by Walker Bros. and their "All-wood" loud-speaker horn.

cone enclosed in a well-finished rectangular cabinet measuring about 13 in. x 13 in. x 4  $\frac{1}{2}$  in. with a draped grille. A special feature claimed is that it is non-adjustable. The price is 3 guineas.

The Ormond Engineering Co., Ltd. (Stand 76), 199-205, Pentonville Road, London, N.1.

**TYPICAL AMERICAN RECEIVERS.**


The Freed-Eisemann sets may be considered as representative of the products of the better-class American manufacturer. Of special interest is an



A long-range American receiver; the Freed-Eisemann 8-valve set with 5 H.F. stages.

eight-valve receiver with five "straight" neutralised H.F. stages, a detector, and two transformer-coupled L.F. amplifiers. Each H.F. valve, with its transformer, condenser, and other associated apparatus, is contained in an individual tinned copper screening case; the detector and L.F. amplifiers are contained in a separate compartment.

A removable frame is mounted on the top of the cabinet, while provision is made for the use of an open aerial. There is a simple dial tuning control, by means of which six separate circuits are adjusted simultaneously; it is observed that independent final adjustment is not considered necessary. The dial is of the "edgewise" type, and is illuminated by



Three H.F. amplifiers are included in the Freed-Eisemann 6-valve receiver.

a small lamp, which also serves as an indication as to whether the filaments are lighted.

A particularly attractive feature is the fitting of a two-range voltmeter: by operating a rotary switch it is possible to read the voltages of H.T., L.T., and grid-bias batteries. The set is priced at £87 10s., exclusive of royalties, valves and accessories.

Another set of interesting design is the Type N.R.9 six-valve receiver which has three high-frequency stages and is intended to operate on an open aerial, for which a variable coupling device is fitted. This also has a single dial tuning



**The Manchester Show Report.—**

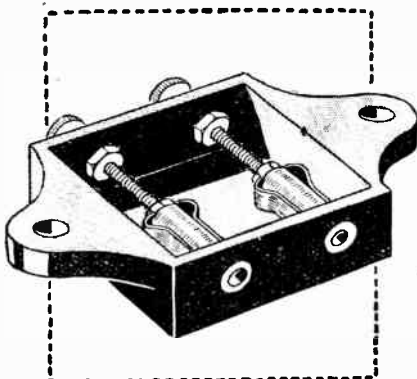
control, and the H.F. transformers, etc., are completely screened. Connection to the batteries, which are external, is made by means of a multi-way cable.

It will be almost needless to say that no attempt is made to cover a wider waveband than from about 200-600 metres as far as the eight-valve receiver is concerned, but the smaller set may be adapted for the reception of Daventry at a cost of £5 10s. in addition to its normal price of £28 (without royalties or accessories).

*Richard Davies and Sons (Stand 78), Victoria Works, Bilberry Street, Manchester.*

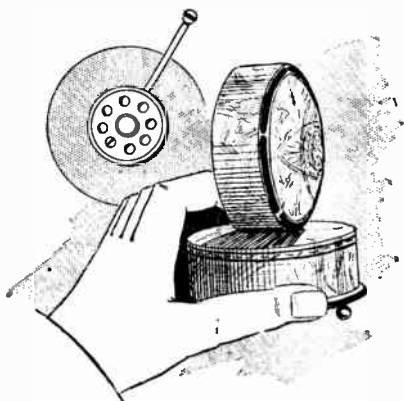
**GRIPALL WIRING SOCKETS.**

Ordinary electrical fittings are not always entirely satisfactory for use in




Back view of the Gripall wiring socket.

making extension "points" for connecting loud-speakers or telephones; the fitting made by J. Rigaut will remove the excuse for loose trailing wires, and is well adapted for its purpose. A small rectangular moulding of brown bakelite, with lugs drilled for fixing screws, carries two external terminals connected internally to spring sockets of ingenious design which are capable of accommodating any ordinary pin tags. Good contact is assured, as the pin passes between two metal balls which are mounted in holes drilled in the walls of a brass tube; these balls are pressed together by phosphor-




Miniature imitation mother-of-pearl loud-speaker shown by Bush House Radio.



One of the several cabinet designs shown by Bush House Radio.

bronze springs. The fitting sells at 1s. 6d., and measures about 1 1/2 in. square by 5/8 in. in depth. The same firm exhibits several crystal sets of exceptionally neat design.

*J. Rigaut (Stand 81), 108, Euston Road, London, N.W.1.*



A new drum dial two-section condenser possessing many novel points of interest. The N.S.F. condenser shown by Runbaken.

**ANSIL THREE-VALVE SET.**

This receiver, the circuit of which conforms to well-tried practice, is retailed at the extremely moderate price of £8 12s. 6d. to include an attractive pedestal cabinet and all accessories.

The circuit employed is a regenerative detector followed by a resistance capacity-coupled stage which is again followed by a transformer. The principle of avoiding a grid leak and condenser associated with the grid circuit of an output valve is to be commended, as any overloading gives less marked distortion, owing to the relatively lower D.C. resistance of the transformer secondary as compared with that of the usual grid leak. The value of the constants employed in the resistance-coupled stage is sufficiently low to allow of the use of ample regeneration, which is of

the capacity-controlled magnetic type, a few turns of wire being wound laterally to the aerial tuning inductance. Solenoid winding on 3 1/2 in. formers is employed, and switching is arranged for a rapid change-over to long waves.

Experimenters wishing to build their own sets into an attractive cabinet would do well to examine the "Ansil" pedestal cabinet, which sells at the low figure of £2 9s. 6d.

**MINIATURE LOUD-SPEAKER.**

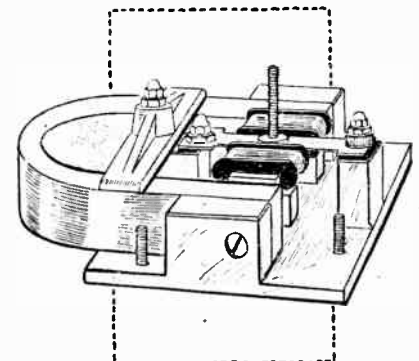
Many attempts are being made by manufacturers so to design loud-speakers that by careful camouflaging they appear



The Runbaken vibrator A.C. battery charger.

as ornaments which are in keeping with other ornaments to be found in any ordinary living-room. The miniature loud-speaker under review has an ordinary metal diaphragm movement housed within a 3 in. base, the diminutive horn is concealed within a double convex celluloid body, which is also 3 in. in diameter. The whole loud-speaker has an imitation mother-of-pearl finish and provides little evidence of the presence of electrical equipment. The sound waves from the horn, which is about 2 in. in diameter, impinge on to an inner reflecting surface and emerge through three slots in the opposite wall. For small inputs the quality of reproduction is quite pleasing.

*Bush House Radio (Stand 86), 35, Shudehill, Manchester.*



The Zampa loud-speaker unit. It is of liberal dimensions and assembled on a substantial aluminium casting.

**The Manchester Show Report.—****A NEW VARIABLE CONDENSER.**

Although vertically-operated edgewise condenser dials are gaining favour it is perhaps clearness of indication of setting and not entirely convenience of operation that is appreciated. In the new N.S.F. condenser an edgewise indicator reveals the rotating drums on the condenser spindles which revolve by means of a separate operating knob, mounted beneath the indicator plate. By this means a reduction gearing can be obtained, and in this instance mechanical backlash is entirely avoided by a double-winding gear and cat-gut cord. The condensers, instead of taking their support from the panel, are mounted



Dionold built-up battery. Note the metal strips for holding the components together.

on a substantial aluminium pressing of complicated shape and designed to possess absolute stiffness. The condenser units are set up along insulating bars, the fixed plates being supported from their sides rather than between circular end pieces, as so generally adopted. The bearings are of die-cast aluminium and the central shaft, which is cut with a key-way along its length, can be completely withdrawn. The end of the spindle of the individual sections moreover is overhung at the rear end so that it becomes a simple matter to link sections together as required. Spring hard sheet brass has been used for the plates, and they are strengthened in a manner which prevents distortion. They are bonded together and soldered and then entirely silver-plated. A strip of gun-metal ensures electrical contact between spindle and bearing. A screening plate is supplied. A triple gang condenser with large diameter drums and indicator dial sells at 48s., and the price of the individual 0.0005 mfd. condenser is 12s. 6d.

An even cheaper model is also available, and is of the same general construction except that its bearings are supported on a ribbed D-shaped casting and possesses all the features already described.

*Rumbaken Magneto Co. (Stand 87), Tipping Street, Ardwick, Manchester.*

**REED DRIVE LOUD-SPEAKER MOVEMENT.**

The "Zampa" unit is of exceptionally heavy and robust construction; it should be capable of operating cones of considerable size. The free end of the reed is mounted between two rubber rings, the pressure on which can be adjusted by turning a nut. The variable damping

thus obtainable is of assistance in reducing resonance effects.


*Mic Wireless Co. (Stand 91), Market Street, Wellingborough.*

**AMERICAN DRUM-CONTROL CONDENSERS.**

The stand of Rothermel is attracting much attention by affording the public an opportunity of inspecting many pro-



ducts already known through the American journals. The vogue of drum control in America has been met by supplying drum-operating units for fitting to existing types of condensers. Both Remler and Silver Marshall controls are very similar, and it is stated that the former is designed to carry practically all types of condensers of either the single or three-hole mounting. Condensers can



Some of the many types of American geared dials shown by the Rothermel Corporation.

be mounted on either the right or left-hand side of the drum dial, which is adapted for either clockwise or anti-clockwise rotation. Neither of these dials are edgewise operated, and the scales are viewed through a recessed aperture illuminated, if required, by a small internally-enclosed pea lamp. In the case of the Remler, a full 15in. of tuning scale is obtained, divided into 200 divisions. The Silver Marshall sells at 15s. and the Remler at 25s.

With the present interest in short-wave

broadcasting the two short-wave tuning kits are receiving attention. The well-known "Aero" coils tune in conjunction with a 0.00014 mfd. condenser from 15 to 130 metres, and a 0.00025 mfd. reaction condenser is recommended. An extra tuning unit can be supplied for broadcast wavelengths up to 550 metres.

The Crossley "Merola" pick-up differs from others in that it is supplied complete with tone arm and pivoted support. It includes also flexible cord terminated so that it can be plugged directly into the detector valve socket; while included in the design is the volume control which is incorporated in the tone arm stand. The pick-up is of the differential type, the end of the armature being attached to the centre of the field magnet and surrounded by the coil.

Rothermel-Grebe and Rothermel-Crossley receiving sets, notably the "Band-box" and the "Syncrophase Five," having been recently exhibited, have already been described in these pages.

*Rothermel Radio Corporation of Great Britain, Ltd. (Stand 94), 24-26, Maddox Street, Regent Street, London, W.1.*

**GRIPSO GADGETS.**

This firm exhibit a number of useful and ingenious small fittings likely to appeal to the home constructor. The terminals are designed to obviate the need for soldering; an eccentric hole is drilled in the shank for receiving a No. 16 connecting wire, which is passed through a nut which is "blind" at one end, except for a small hole of suitable diameter. When this is screwed home the wire is firmly gripped in position, the resulting joint being good electrically and extremely neat.

A range of spade and pin terminals,

with sleeves of insulating material, are so designed that the attachment of a connecting wire is a very simple matter. The braided covering, as well as the actual conductor, is well secured, so it should be an easy matter to avoid the eyesore of frayed leads. Another simple and inexpensive device gives a good connection between two bare wires; it may be used for a "T" joint or as an attachment for a larger number of conductors.

*L. H. Reid and Co. (Stand 97), 32, Victoria Street, London, S.W.1.*



**Chelmsford Short-wave Tests.—Future of 5XX.—A Change at Bournemouth.—Savoy Hill's Letter Bag.—Armistice Day Plans.—An Innovation.**

**Capt. Eckersley on Empire Broadcasting.**

The most interesting side of Captain Eckersley's activities during his recent visit to America was that connected with short-wave broadcasting. His observations on the work of the Washington Conference are necessarily limited in view of the fact that the Conference is still sitting and that the ratification by the different governments of the many agreements arrived at cannot take place for at least twelve months.

But Empire broadcasting is the matter of the moment and in an interview after his return the Chief Engineer of the B.B.C. was able to supply me with some interesting facts concerning the arrangements which have been made for the interchange of short-wave programmes between this country and America. Definite schedules have now been prepared for tests between Chelmsford and Schenectady.

o o o o

**Tests Primarily with America.**

The transmissions from Chelmsford, which have already begun, are intended for any of the Colonies which may attempt to pick them up, but for the time being, at any rate, the tests will be conducted in close collaboration with the Radio Corporation of America, the chief engineer of which is Dr. Alfred N. Goldsmith. Capt. Eckersley points out that this co-operation with the United States is no new venture, the R.C.A. having co-operated with the B.B.C. for nearly four years, but it is felt that the time has now come when short-wave transmission, hitherto confined to the American side, should be carried out over here.

o o o o

**Beam and "Spaced Aerial" Reception.**

The transmitting arrangements at Chelmsford involving a 25 kilowatt transmitter (5SW) to work for the most part on a wavelength of 24 metres have already been described. Fading—the biggest obstacle—is being tackled at the receiving end, and the Marconi engineers at Chelmsford are assisting in the development of the "spaced aerial" system, whereby it is hoped a levelling out process in signal strength will be achieved. With this end in view, three separate

receiving posts a mile apart have been erected at Chelmsford. I understand that a beam receiver is also in use. Whether the beam system would be definitely adopted for short-wave broadcasting is a subject upon which the Chief Engineer will not commit himself!

The success of these tests between Britain and U.S. will determine what



**THE SHORT-WAVE SMILE.** Captain P. P. Eckersley landing at Plymouth after his recent visit to America, during which arrangements were completed for Transatlantic short-wave broadcasting tests.

steps are to be taken in the near future towards the development of Empire broadcasting. Capt. Eckersley remains adamant upon the point that at present there is no "guarantee of service" either to

or from America. I learn, however, that preliminary signals from 5SW have already been favourably reported by experimenters at sea.

o o o o

**5XX to Continue Indefinitely.**

Conflicting reports are reaching this country regarding the decisions at Washington. At present the delegates are divided into small committees, hence reports regarding "decisions" should be accepted with reserve. One thing, according to Capt. Eckersley, is fairly clear. In spite of discussions regarding the longer waveband (the appropriation of the 1050 to 1650 metre waveband for commercial purposes is mentioned), the Daventry long-wave station is likely to continue indefinitely on its present wavelength.

The value of the long-wave station for covering large tracts of country is being fully recognised by the B.B.C., and it is believed that representations at Washington have secured the 1600-metre wavelength "in perpetuity." This fact should give satisfaction to the multitude of British listeners to whom 5XX is the only reliable station.

o o o o

**Bournemouth as a Relay Station.**

The change in the status of the Bournemouth broadcasting station marks another step towards the development of the regional scheme. For some time the B.B.C. has been aware of a growing preference for London programmes in the Bournemouth district. Taking this into account and having regard to the greatly improved landlines, the B.B.C. has decided that the activities of Bournemouth shall be gradually reduced as from the end of the year.

The desirability of giving expression to local characteristics is not being lost sight of, and the artistic resources of Bournemouth will still be drawn upon directly from London.

o o o o

**Savoy Hill's Letter Bag.**

The science of telepathy, if there be one, still being in the amœba form, the Savoy Hill bag remains the surest criterion to the popularity of individual broadcast items.

From a survey of letters received during the past few months it seems that the epilogue is one of the most important items from the listeners' point of view; in fact, a good deal more attention is paid to the Sunday programmes than to any others. Albert Sandler's broadcasts occupy a very high place in the correspondence. Rex Palmer, who generally broadcasts on a Sunday, has also been the subject of many letters.

#### Are Talks More Popular

On the lighter side the correspondence shows special appreciation of Mabel Constanduros, A. J. Alan, and Tommy Handley. The promenade concerts and operatic broadcasts have both come in for a voluminous share of letters.

Whether the talks are becoming more popular or not I should not like to say, but there is certainly a large increase in the number of letters in which they are discussed.

#### The Best Broadcast Play.

The broadcast play of the year has undoubtedly been the dramatised version of "Lord Jim," with "Trilby" as a good second.

One of the most popular features has been the "My Programme" series.

#### Armistice Day Arrangements.

On Armistice Day there will be some appropriate deviations from the usual broadcast programme scheme. From 10.45 a.m. to 11.15 a.m. a service will be relayed through all stations from Canterbury Cathedral, and it will be during this service that the solemn two minutes occur. At 12.30 an organ recital will be transmitted from St. Mary-le-Bow. The afternoon programmes will follow the normal lines.

In the evening a special service will be transmitted from St. Martin-in-the-Fields, beginning at 7.15, and conducted by the Rev. H. R. L. Sheppard. Bands of the Brigade of Guards will attend and will sound the "Last Post."

#### 5GB and 2LO: An Innovation.

There will be no dance music on Armistice Night, but a brief interlude of wartime memories will be provided by the "Roosters" early in the evening. At 8. p.m. all stations except 5XX will receive the National Symphony programme from the Queen's Hall. Incidentally, this will be the first occasion on which 5GB and 2LO have been linked together, the alternative programme being provided by 5XX.

#### The Advisory Committees.

The resignation of the Musical Advisory Committee of the Manchester broadcasting station on the grounds that individual opinion is of greater value than that of a committee, may serve to remind people of the existence of such committees.

Nearly all the B.B.C. stations are advised on matters musical and literary by committees composed of prominent local personalities not officially connected with the Corporation. This reflection must give us pause before impugning the

B.B.C. on all questions of programme selection. The layman is consulted, though the extent to which his suggestions are adopted remains open to conjecture.

#### What Morse Sounds Like.

Do not be alarmed, broadcast listener, if you occasionally hear a noise such as that described in a letter which was quoted in the *Evening Standard* last week. The writer, who resides at Chadwell Heath, Essex, considered that he had

#### FUTURE FEATURES.

##### London and Daventry (5XX).

Nov. 6TH.—Religious service from the Studio.

Nov. 7TH.—Farewell recital by Jelly D'Aranyi.

Nov. 8TH.—Popular orchestral concert.

Nov. 9TH.—Speeches from the Guildhall at the Lord Mayor's Banquet.

Nov. 10TH.—Ballad Concert.

Nov. 11TH.—Armistice Day Service from St. Martin-in-the-Fields. Armistice Day National Concert, relayed from the Queen's Hall.

Nov. 12TH.—West Ham v. Cardiff City—running commentary on second half of the Association Football Match. Variety programme.

##### Daventry (5GB) experimental.

Nov. 6TH.—Czecho-Slovakian programme.

Nov. 7TH.—Military Band Concert.

Nov. 8TH.—First broadcast performance of "The Seal Woman," a Celtic opera in two acts by Margaret Kennedy-Fraser and Granville Bantock.

Nov. 9TH.—Light French music.

Nov. 10TH.—Hallé Concert. "Israel in Egypt," a sacred oratorio, relayed from the Free Trade Hall, Manchester.

Nov. 11TH.—Orchestral Concert.

Nov. 12TH.—Popular Concert.

##### Manchester.

Nov. 12TH.—"This, That and the Other," a new revue in 12 scenes and two interruptions.

##### Glasgow.

Nov. 7TH.—"I Pagliacci," an opera in two acts by Leoncavallo.

##### Aberdeen.

Nov. 12TH.—Songs and Stories of the Celt.

heard an SOS speech message from the ill-fated *Principessa Mafalda*, wrecked off the coast of Brazil.

"My friend," said the writer, Mr. Stroud, "said there was no mistake its being an SOS signal. I had plugged in on a wavelength of 300 metres with the object of getting some of the German stations, when about 9.30 we heard noises on the instrument which at first appeared to sound like the drone of an aeroplane

engine. Soon the noises became intermittent and resembled a motor bicycle engine.

"The sounds began to get clearer, and my friend, who is fully acquainted with the Morse code, having been in the Air Service, said there was no doubt it was an SOS signal."

#### It Happened in London Last Week.

The wireless dealer had gone to some trouble to install a moving coil loud-speaker in his doorway. On the day when, according to announcements, the speaker was to come into operation, a collection of earnest folk gathered to listen. But our friend had omitted to glance at his *Radio Times*, so he received a shock when the lunch-time announcer blandly remarked that a programme of gramophone records would follow. So the moving coil loud-speaker was called upon to reproduce gramophone records, and the earnest crowd melted away.

#### Don't Miss This.

I see that a Yorkshireman has disguised a loud-speaker as a microphone. No, I cannot tell you why he has done this thing.

#### An Alarming Precedent.

He has, at any rate, created an awkward precedent. Perhaps at any moment we may discover that in future all L.T. accumulators are to look like H.T. batteries. Maybe a prominent firm of transformer manufacturers will now decide to produce a transformer disguised as a resistance-coupling unit? Perhaps . . . no, no.

#### Farewell Transmission from PCJJ.


In response to a large number of requests it has been decided that PCJJ, the famous short-wave station at Eindhoven, will remain in operation for a few more days prior to its removal to Hilversum. A series of farewell broadcasts is being given from the station this week, beginning each evening at 6 o'clock.

#### From the People's Palace.

The next National Symphony Concert from the People's Palace, Mile End Road, will take place on November 18, with Sir Landon Ronald conducting and Solomon as solo pianist. Popular dances from Edward German's "Henry VIII" and Pianoforte Concerto No. 2 in C Minor (Rachmaninoff) will be included in the programme, besides the Overture to Nicolai's "The Merry Wives of Windsor," the Tchaikovsky Symphony No. 5 and the Suite, "L'Arlesienne," by Bizet-Ronald.

#### How the "Palace" Originated.

The People's Palace owes its origin in part to the popularity of a novel by Sir Walter Besant, entitled "All Sorts and Conditions of Men," in which the writer pointed out the sore need of the inhabitants of East London for social improvement, and set forth an imaginary picture of a "palace of delight" wherein these needs might be partly satisfied.



### Further Constructional Details and Tuning Instructions.

By W. JAMES.

(Concluded from page 568 of last issue.)

THE copper box has to have a number of holes drilled in it for the various connecting wires which join components in one section to the next section or to the battery strip, but the position of these is best marked after the set has been completely assembled, for then the right position for the holes can more easily be found. It should be noted that although the bottom edge of the copper box will rest against the front panel, that the side of the copper box will not, because its construction is such that there is a lip along the bottom edge. It is therefore necessary to place a packing piece between the panel and the box having a thickness at least equal to that of the copper; otherwise the side of the box will be distorted by being pulled towards the panel. Card-board not more than  $\frac{1}{10}$ th of an inch in thickness may be used, and it is better, in fact, to use for packing a material which is rather thicker than the copper itself to facilitate the putting on and the removal of the lid. The front lip of the lid is not really required, however, and

may be removed without affecting the working of the set. With the lip removed, the user will find it easier to put the lid on or take it off when the instrument is fitted in a cabinet.

#### Drilling the Panel.

The panel has to be drilled as indicated in Fig. 6, which shows the position of the three tuning condensers, the balancing condenser and the filament rheostat. When this has been drilled and the baseboard fitted, the screening box can be put in position, and the holes which have to be made in the box for the spindles and fixing screws of the various condensers can be marked. Particular attention should be given to the balancing condenser, for the spindle must not touch the copper box, and it is therefore necessary to drill a clearance hole in the box for the spindle of this condenser.

One side of the filament rheostat makes contact with the copper box, as does the end plate of the two tuning

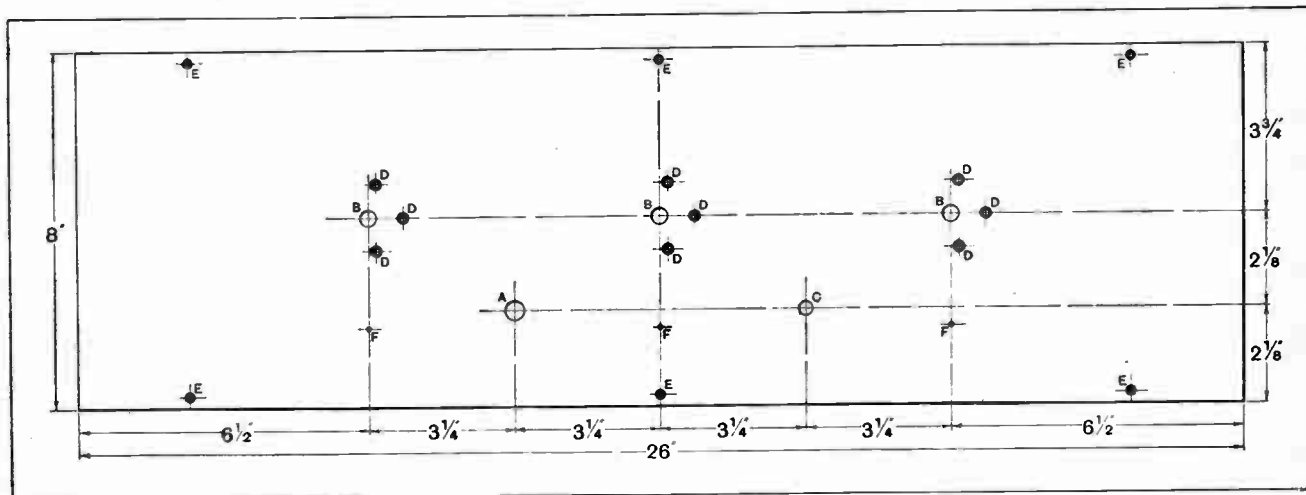


Fig. 6.—Drilling details of the front panel. A,  $\frac{7}{16}$  in. diameter for balancing condenser; B,  $\frac{3}{8}$  in. diameter for tuning condenser; C,  $\frac{5}{16}$  in. diameter for volume control rheostat; D,  $\frac{5}{32}$  in. diameter for condenser fixing screws, countersunk for 4 B.A.; E,  $\frac{1}{8}$  in. diameter for baseboard fixing screws, countersunk for No. 4 wood screws; F,  $\frac{3}{32}$  in. diameter for dial stops.



"Two H.F. Everyman" Receiver. condensers; the box itself is earthed and connected to - L.T.

The position of the box on the baseboard is given in Fig. 9, and it is secured to the baseboard by wood screws.

Details of the terminal strips are given in Fig. 7; these are of ebonite, and the longer one carries a Bulgin filament switch in addition to terminals.

Two pieces of wood  $8\frac{1}{2}$  in. by  $6\frac{1}{2}$  in. by  $\frac{3}{8}$  in. are used to carry the parts included within the screen. The baseboard for the H.F. stage comes first, and on it is mounted a valve holder, H.F. transformer base, high-frequency choke coil, coupling condenser  $C_5$  of .001 mfd., and by-pass condenser  $C_8$  of .2 mfd. This baseboard, with the parts mounted on it, fits in the left-hand half of the screen when looking at the front of the set. In the right-hand part fits the detector baseboard with valve holder  $V_3$  for the detector, a coil base, Gambrell balancing condenser  $NC_2$ , coupling condenser  $C_6$  of .001 mfd., by-pass condenser  $C_9$  of .2 mfd., high-frequency choke, H.F.<sub>2</sub>, and a T.C.C. fixed condenser  $C_7$  of .0003 mfd. of the series parallel type with grid leak  $R_2$  of 1 megohm. The remainder of the parts are arranged as in Fig. 9.

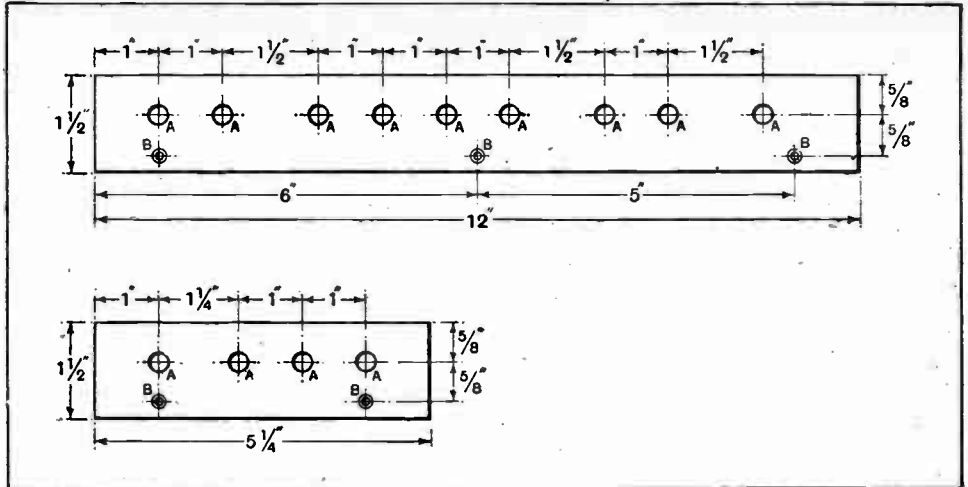


Fig. 7.—Details of aerial and battery terminal strips. When Belling and Lee terminals are used, A is 5/16 in. diameter; B is 1/8 in. diameter c'sk for fixing screws.

Fixed condenser  $C_1$  is of .0001 mfd., and is included in the aerial circuit;  $L_1$  is the aerial-grid coil base, and  $V_1$  the valve holder for the first H.F. valve.

At the other end of the baseboard are the two transformers, the two by-pass condensers, and the output valve  $V_4$ . Readers who do not wish to include an output transformer  $T_2$  may leave it out without affecting the results provided their loud-speaker will carry the last valve's anode current without harm.

Wiring.

Having arranged the parts of the receiver, the wiring can be commenced. It is better to begin by taking the two baseboards from the screening box and putting on as many of the wires as can be managed. Fig. 10 shows the connections of the parts on the two baseboards, and when these have been partially wired they should be put back in the box and the wiring completed in accordance with Fig. 11. It should be noted that the screen is earthed and connected to negative L.T., and that the various wires marked with similar letters should be connected. Wire C, for instance, after leaving the rheostat  $R_1$ , is joined to wire C in Fig. 10, which runs to the filament of valve holder  $V_2$  and one side of fixed condenser  $C_8$ . Notice also that the two tuning condensers  $C_3$  and  $C_4$ , as well as the rheostat  $R_1$ , rely for one of their connections upon

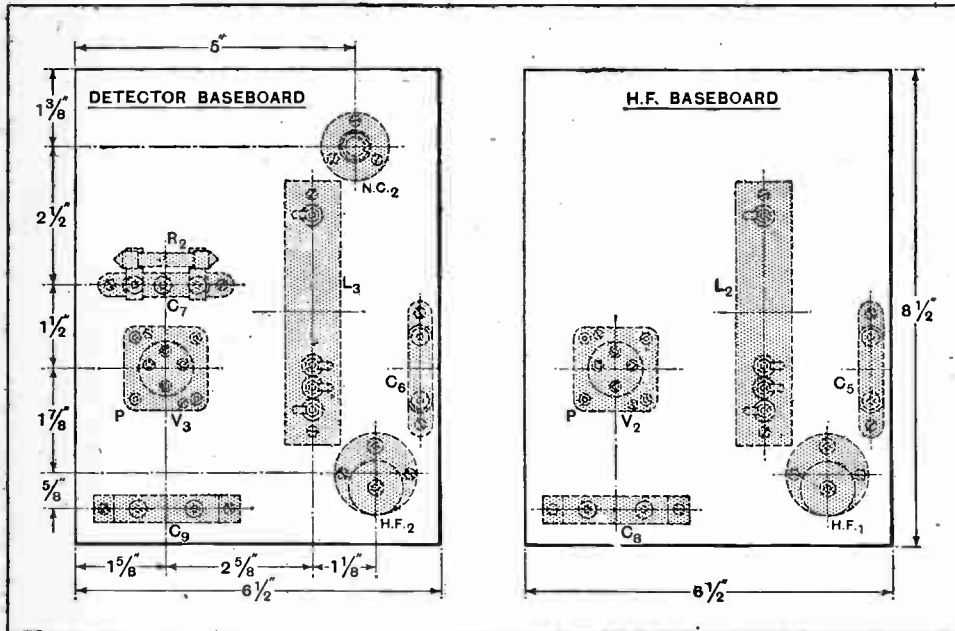



Fig. 8.—Arrangement of parts on the baseboards which fit inside the screen. The baseboards are of 3/8 in. wood.  $C_5$  and  $C_6$ , .001 mfd.;  $C_7$ , .0003 mfd., series parallel type;  $C_8$  and  $C_9$ , .2 mfd.;  $R_2$ , 1 megohm grid leak;  $NC_2$  Gambrell balancing condenser; H.F.<sub>1</sub> and H.F.<sub>2</sub>, high frequency chokes;  $L_2$  and  $L_3$ , bases for H.F. transformers.

**"Two H.F. Everyman" Receiver.**

the contact made between them and the screen. Balancing condenser  $NC_1$  is, of course, insulated from the screen and therefore has two wires passing from it. The wire which leaves the filament rheostat must come from its insulated terminal.

battery when it is mounted on the end of the cabinet. This battery can be fastened to the cabinet by a pair of small brackets so arranged that it is above the components.

The high-frequency transformers were described in the first part of this article, and it will be remembered that



View of back of completed set without the 16-volt grid battery. The coil on the right is the aerial-grid high-frequency transformer. On the left can be seen the intervalve and output transformers. Note the two wires connected to the screen and the two H.T. wires leaving holes in the screen to the terminal strip.

All wires which pass through the screen must be very carefully insulated with Systoflex or similar tubing, and many of the other wires should also be covered to protect them.

The flexible wires provided for connecting the grid battery should be made of sufficient length to reach the

one of the long-wave coils is provided with a resistance for the purpose of preventing spurious oscillations. The resistance may have a value of about 2,000 ohms and be wound with any convenient size of resistance wire. A value of 500 ohms has been found satisfactory in some instances, but for safety it is advisable to use one of

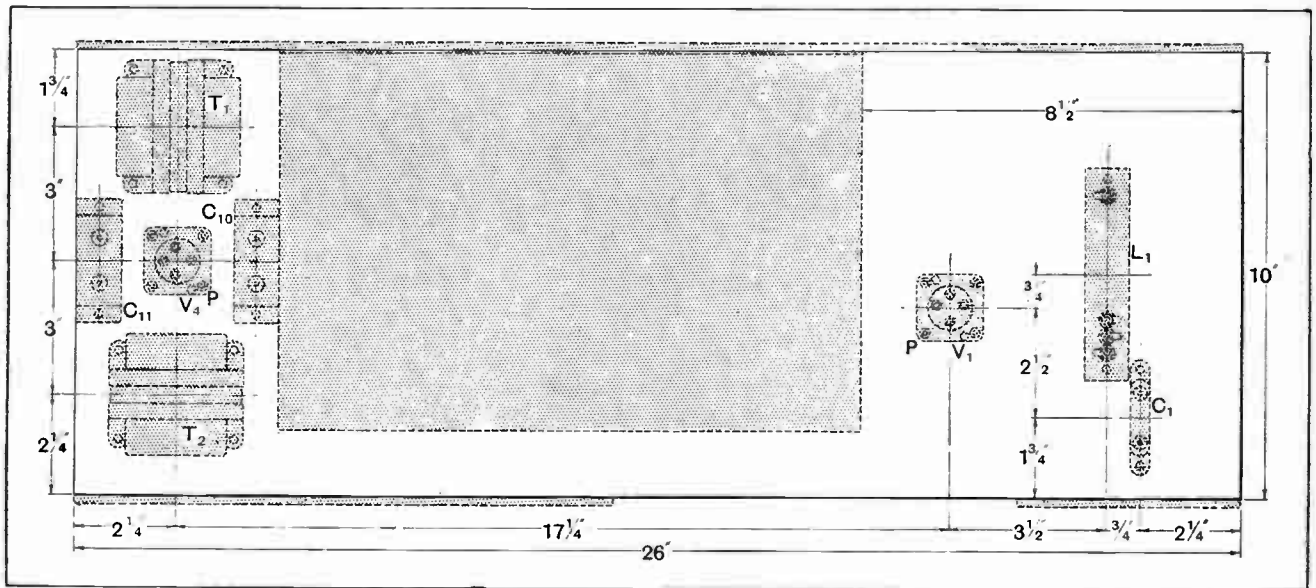


Fig. 9.—Plan view of the baseboard showing the aerial end, the screen, and the output circuit. The parts which fit inside the screen are shown in Fig. 8. Note that the back of the screen does not rest against the panel because of the lip on its lower edge. A packing piece is used between the components and the screen.

**'Two H.F. Everyman' Receiver.**

about 2,000 ohms. If fine wire is used the resistance will be a very small thing which can easily be fitted inside the coil by means of a clip bolted to the former with a countersunk-headed type of screw and nuts. This coil should be marked, and always be placed next to the detector.

The valves which the writer has used in this receiver are the Cossor 6-volt H.F. in the two high-frequency stages, a Cossor 6-volt R.C. in the detector stage, and a power valve in the output position. The high-frequency transformers were designed to suit valves having an A.C. resistance of 15,000 to 20,000 ohms, and the amplification and selectivity was balanced under these conditions. It has to be noted that the filament rheostat  $R_1$  is in the - L.T. circuit, and that the grid bias of

this valve is restored and the balancing has been carefully done, the set will be found perfectly stable over its whole tuning range. To adjust the balancing condensers is quite easy provided the work is done in two stages, as described.

Naturally the voltage applied to the anodes of the valves will affect the amplification and the selectivity. With the two H.F. valves mentioned an H.T. voltage of 100 to 120 is most suitable, while the voltage applied to the detector should be varied in order to find that which is best. Normally this voltage will be of from 100 to 120. To the last valve apply from 120 to 160 volts—preferably the latter voltage if the loud-speaker to be used with the set is a good one and is capable of dealing with strong signals. It will then be necessary to use the full voltage of the grid bias battery on the last stage. A

power valve used under these conditions will, of course, take rather a heavy anode current, and unless the battery is a big one it may be better to use an ordinary power valve in the last stage.

When tuning the receiver it will soon be noticed that the right-hand condenser control is not at all critical as compared with the other two. This is a great help when searching for stations, but for the best results it is important to tune each stage very carefully, for then the set will have its maximum selectivity. If the stages are distuned a little the response curve of the high-frequency amplifier will be much broader. This is not desirable, for the set is so sensitive that slight distuning would probably result in interference.

The user will soon find that the working selectivity of the set depends to some extent on the setting of the volume control, for by weakening the signals it is much easier to separate distant interfering stations, or a weak distant station from a relatively powerful near-by one.

The set will have maximum selectivity when the aerial is connected to terminal  $A_1$ , but with the aerial connected to this terminal it will be found that stations working on wavelengths of above about 400 metres are relatively weak. They can be made stronger by connecting the aerial to terminal  $A_2$  or to  $A_3$ , but this reduces the selectivity. The user will soon find to which terminal his aerial should be connected for the best all-round results. So much depends on the construction of the aerial and its position that it is not possible to say which aerial connection will be found most suitable.

With a set of this description it is important that a

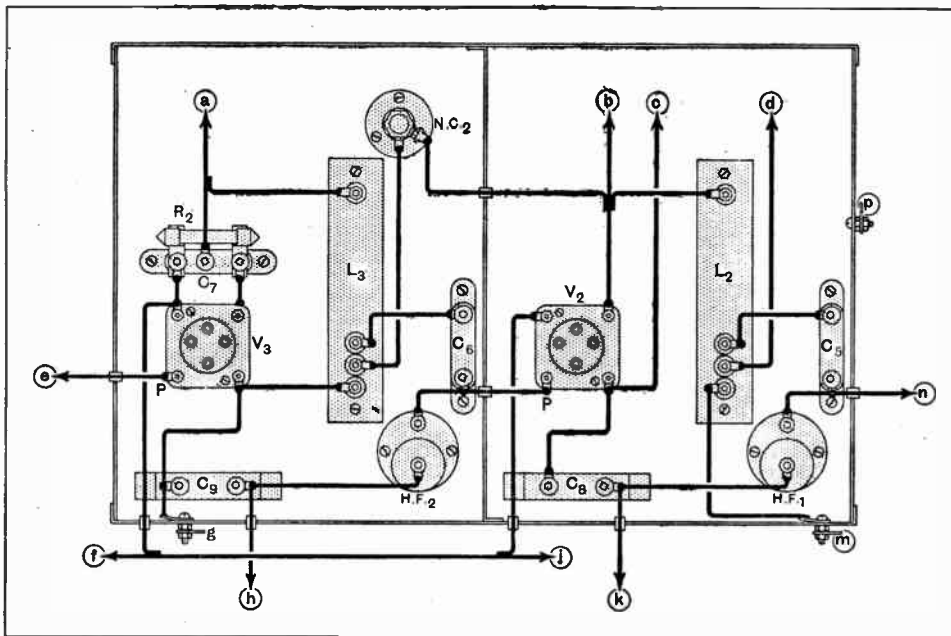


Fig. 10.—Wiring of the second H.F. and detector stages. Much of this can be done on the bench and then, when the two stages are put in the screening box, it is an easy matter to connect the few remaining wires. The wires that are lettered connect to wires having a similar letter in Fig. 11.

the two H.F. valves is equal to the drop in voltage over this resistance. Therefore, when the volume control is adjusted, we alter the grid bias as well as the filament current, which provides a more effective control than when the filament current is varied.

With the receiver connected to the aerial and its batteries, tune in the local station and then disconnect the filament circuit of the first valve by taking a wire from one of the filament terminals of the valve holder. Then adjust the balancing condenser on the panel for weakest signals and make a note of the setting of its dial. Now restore the first valve and remove one of the filament wires of the second. Then adjust the second balancing condenser  $NC_2$  by passing a screwdriver through a hole in the lid of the screening box to the handle of the balancing condenser (which should have a small slot in it), and turning it until a minimum of sound is heard. If now

•“Two H.F. Everyman” Receiver.

good earth be used. If the earth is a poor one, or should the earth wire be lengthy, then a certain amount of instability may be experienced. The remedy is, of course, to improve the earth, and the set will work quite well provided the earth is a reasonable one.

When changing the short-wave for the long-wave coils it should not be necessary to touch either of the balancing condensers to secure stability. The long-wave coils are

and that is the Ferranti intervalve transformer used has a built-in by-pass condenser across its primary winding. A reader who uses a different make of transformer will, therefore, have to provide an extra fixed condenser of .0005 mfd. This can conveniently be connected between the anode of the detector valve and its filament. The transformer used must be one having a primary of large inductance.

The writer has obtained really excellent results with

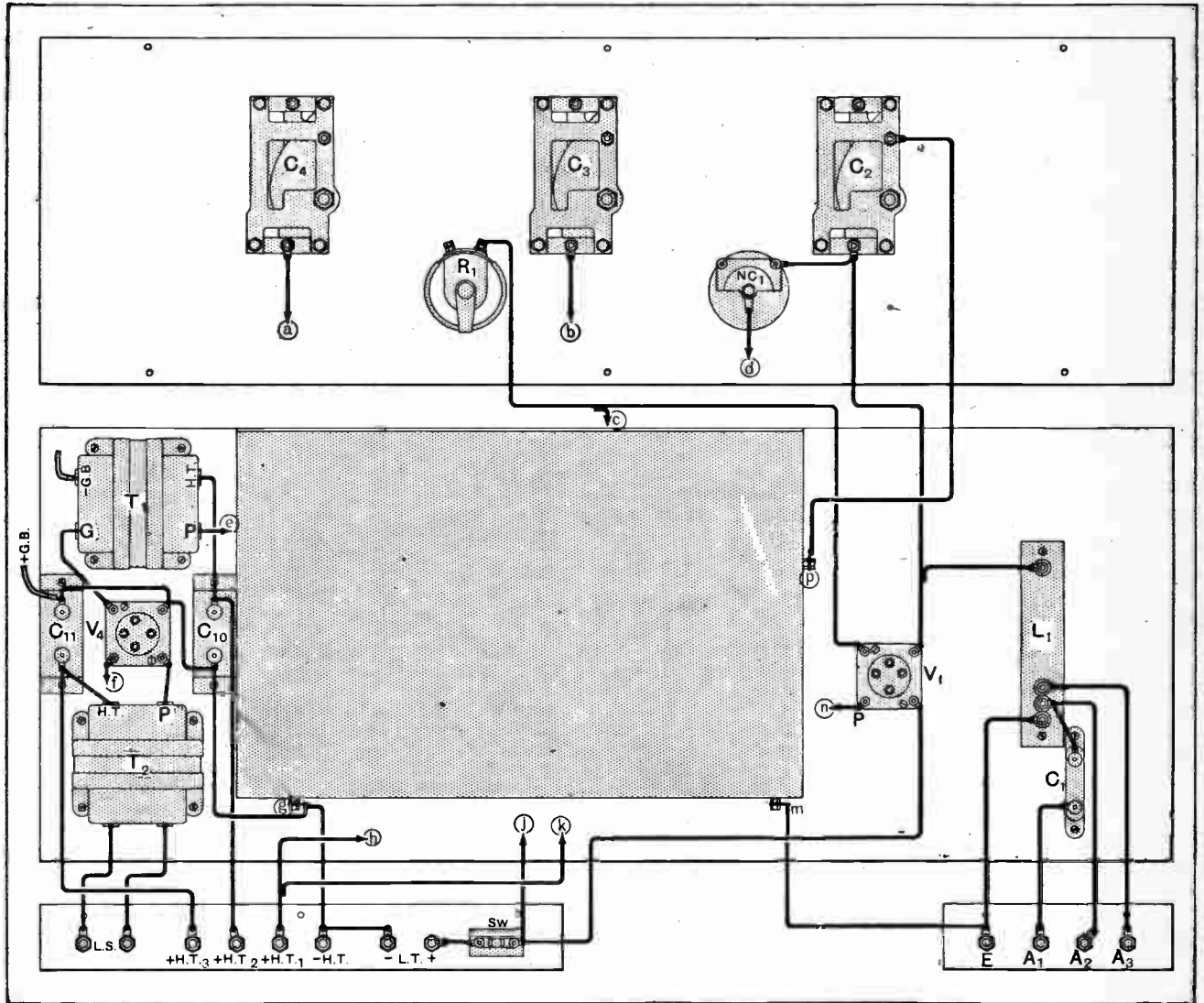


Fig. 11.—Remainder of wiring diagram. Note that this drawing has been simplified. The tuning condensers, C<sub>3</sub>, C<sub>4</sub>, and R<sub>1</sub> and NC<sub>1</sub> are inside the screen, and the wiring connecting them with apparatus outside the screen passes through holes.

so designed that the circuit is very stable. It was found very necessary to do this because it is easy to spoil the quality of long wavelength signals by using circuits that are too sharply tuned. Three tuned circuits of very low resistance would cause bad quality. Here, then, is another reason why the leaky grid method of rectification was used, for this broadens the tuning of the last stage.

There is one small point which should be mentioned

this receiver. In the first place, the quality of the reproduction is very good, and ample volume can be obtained in spite of the fact that only one low-frequency stage is used. Secondly, the set is very selective, although being easy to tune. This is partly because of the metal shielding, but mainly because of the design of the coils. The set is very easily made, and looks attractive. It is a worthy companion of the "Everyman Four."

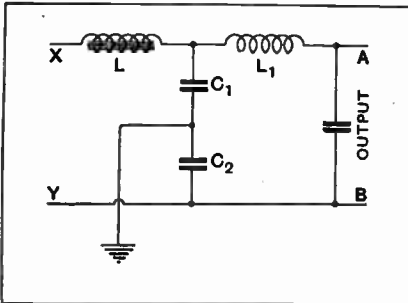


The following abstracts are prepared, with the permission of the Controller of H.M. Stationery Office, from Specifications obtainable at the Patent Office, 25, Southampton Buildings, London, W.C.2, price 1s. each.

**Filter Circuits.**  
(No. 271,032.)

Convention date (U.S.A.): May 17th, 1926.

The ordinary smoothing-units used in connection with wireless receivers fed directly from the house-mains are not usually designed to block out any radio frequencies that may be picked up directly by the mains and thus find their way into the set. The present arrangement comprises a high-frequency rejector circuit for this purpose. It is intended to be connected at X, Y to the output of



H.T. filter circuit with R.F. filter to prevent pick-up from mains. (No. 271,032.)

the usual low-frequency smoothing-unit, the points A, B being taken to the appropriate terminals on the receiving set. The elements comprise an ironed choke L and an air choke L<sub>1</sub>. A pair of condensers C<sub>1</sub>, C<sub>2</sub> are bridged across the mains at the junction of the two chokes, the centre point being earthed as shown. Patent issued to Dubilier Condenser Co.

**Piezo Electric Control.**  
(No. 274,660.)

Application date: August 18th, 1926.

One usual method of stabilising the frequency output of a transmitter is to couple the master-oscillator to successive stages of amplification. It follows that, if the piezo crystal or other master control gets out of order, the whole system is temporarily paralysed. In order to overcome this defect, the first valve, V, comprising

a piezo crystal-oscillator P in its grid circuit, is coupled to a valve stage V<sub>1</sub> capable of generating independent oscillations. This stage is, however, partly neutralised through a tapping T and condenser C, so that when the crystal oscillator is supplying energy only those oscillations corresponding to the predetermined frequency are passed through for further amplification. Should the crystal break down, the neutralising means can be readjusted to the point at which the valve V<sub>1</sub> becomes self-oscillating, and transmission can be maintained through the oscillator V<sub>1</sub> and modulator M, even though accurate synchronisation is temporarily lost. Patent issued to C. W. Goyder.

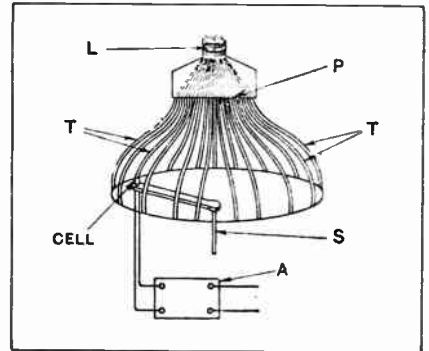
o o o o

**Transmitting Pictures.**  
(No. 276,084.)

Application date: May 21st, 1926.

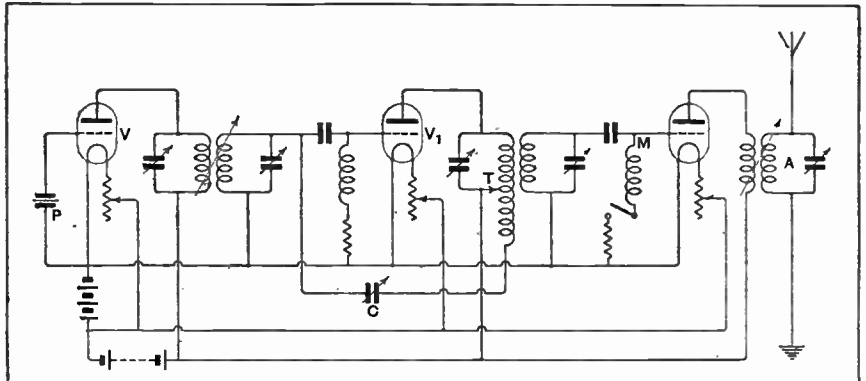
When a ray of light is passed longitudinally through a rod of quartz or glass, or through a tube of silver polished on the inside, the ray does not spread laterally, even if the glass or other rod is bent out of the straight. In other words, the arrangement acts as a light "tube" or conduit. Advantage is taken of this fact to distribute the various elements constituting the transmitted image or picture in a form convenient for reproduction. For instance, light from a lens L is

focussed upon a transparent picture P, which is backed by a bundle of "light tubes." The other ends of the tubes are spread out so that they lie along the circumference of a circle. A photo-electric cell can then be conveniently rotated about



Optical system of picture transmitter. (No. 276,084.)

a shaft S at a speed of from 8 to 10 revolutions per second so as to pick up the corresponding light and shade elements in rapid succession. The varying output from the cell is then fed through an amplifier A to the usual modulator. A similar device is used at the receiving end to build up the complete picture from a circular grouping of transmitted elements. Patent issued to H. J. Round.



Transmitting circuit for self-generated or crystal-controlled oscillations. (No. 274,660.)



# One more PROOF of Superiority!

Littlecot,  
Melrose,  
Roxburghshire.

3rd Sept. 1927.

Messrs. Siemens Ltd.,

Dear Sirs,

Over a year ago I installed two of your 50 V Super radio H.T. batteries in my 4 valve receiver. On testing them at the end of 12 months I was surprised (and, of course, delighted,) to find the voltage of each battery was still 50! These batteries have been in constant use summer and winter, and joined up to give a voltage of 100.

The average daily use over the whole period has been between 3½ and 4 hours, and they are still free from crackling noises usually associated with dry batteries which have been well used.

For seven months I had two small power valves as amplifiers and one for the remaining months. No reasonable person could expect better service than this - in fact if it satisfies a Scotsman like myself, it should satisfy anyone!!

I cannot speak too highly of these super batteries, and will certainly use no other means of obtaining the necessary power as long as these "supers" give such satisfaction.

I am,  
Yours faithfully,

(signed) A.C. Borland.

*An Unsolicited Testimonial*

Siemens Super-Radio Battery for Multi-Valve Sets. Extra large capacity, 50 volts, 36 cells. Price Obtainable 25/- from your dealer.



# SIEMENS

## RADIO BATTERIES

THE RESULT OF OVER 50 YEARS EXPERIENCE OF BATTERY MANUFACTURE

*Write for Free Catalogue 650*

SIEMENS BROTHERS & CO, LTD,  
WOOLWICH, S. E. 18



# You must hear a B.S.A.-KONE Loud Speaker

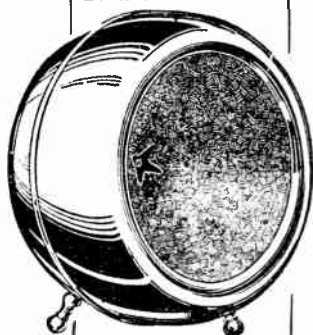
in order to realise the meaning of "perfect reproduction."

No matter what set you possess, if you use a B.S.A. Kone Loud Speaker you will improve your reproduction.

Among the many distinctive features of B.S.A. Kone Loud Speakers are the following. They are non-directional in character and consequently there is no need for listeners to be grouped before the instrument, whilst they will reproduce completely the lowest and highest musical notes without rattle or distortion.

Ask your dealer for a demonstration TO-DAY.

B.S.A. model "C."



This model has been designed to meet the need for an improved type of speaker at a popular price.

**£3. 3s.**

# B.S.A.-KONE Loud Speakers from £3. 3s.

There are six different B.S.A. Kone Loud Speakers—a model for every set.

Other B.S.A. Radio Products include sets from 2-valve to 8-valve de Luxe Super-Heterodyne, B.S.A. Headphones, and B.S.A. Standard Valves.

*Write for catalogue, post free from*

B.S.A. Radio Ltd.,

21, Sparkbrook, Birmingham.

Proprietors: The Birmingham Small Arms Co., Ltd.

*Always use B.S.A. Standard Valves.*



*Buy a Better Battery!*

USE

# HART

## BATTERIES

**FOR ALL WIRELESS CIRCUITS**

And note how they increase the Power and improve the Tone of Reception.

There are models available for every Wireless purpose.

Write Dept. W. for price list and FREE illustrated Booklet of interest to all Wireless users.

We are exhibiting at the Manchester Radio Exhibition, STAND No. 46.



**HART ACCUMULATOR CO., LTD.**  
STRATFORD LONDON. E 13

BIRMINGHAM: 165 Edmund Street; BRISTOL: 37 Victoria Street; CARDIFF: 50 Charles Street; GLASGOW: 107 Wellington Street; MANCHESTER: 88 Chapel Street; WESTMINSTER: 38 Victoria Street, S.W.1; YORK: 6 Bridge Street.

BY APPOINTMENT

# ALTERNATIVE PROGRAMMES

without worry and fuss.


**2LO — 5GB — 5XX**

and other stations with a

## BRITISH GENERAL

### AERIAL TUNING UNIT

**NO COILS REQUIRED.**



You can tune in any of these stations (and foreign stations in between) with the turn of a single dial. Easy two-hole fixing. No extra coils required.

STANDARD MODEL	DE LUXE MODEL
<b>18/6</b>	<b>30/-</b>

Can be obtained from all reputable dealers or direct from—  
**BRITISH GENERAL MANUFACTURING Co. Ltd.,**  
Brockley Works, London, S.E.4

# The Experimenters' Notebook



## Reaction in Receiving Circuits.

By "EMPIRICIST."

THE improvement of the sensitivity and selectivity of a radio receiving circuit by means of variable reaction was one of the earliest of the many miracles performed by the thermionic valve, and remains at the same time one of the simplest and most powerful means for achieving these two highly desirable characteristics. Public-spirited individuals may decry the use of reaction as promoting the oscillation nuisance; precisely minded people may attack it from another angle and preach the merits of distributing the selectivity of a receiver between a number of bluntly tuned circuits; nevertheless, one feels that reaction will never lose its popularity in the amateur and home constructor's world, and, in consequence, accepting the principle that it will be used, it becomes of the greatest interest and importance to see that it is used rightly.

### Ease of Control.

We must start then by enquiring what are the desirable features in any means for applying the reaction principle in a radio receiving circuit. We may accept as an axiom that the adjustment of the reaction control must be, in a sense, critical; we require to bring a tuned circuit of a receiver into a state where it is very nearly but not quite oscillating, and the adjustment of the retroactive coupling must be capable of being effected with a very great degree of nicety. At the same time, we must have simplicity of operation, and a certain type of critical adjustment, where every tuning control interacts with every other and the capacity of the operator's hands with all, is too terrible to be contemplated with equanimity; it is this type of reaction circuit which is essentially responsible for the greater part of the "oscillation nuisance."

Considering, then, the desirable feature of simplicity in control it is perhaps right to place first in the order of necessary characteristics that of freedom from hand capacity effects. In these days this trouble is far less nuisance than heretofore, owing to the improvements in present-day condensers and the greater care which is usually exercised in the laying out of a set. One still finds to this day, however, that high-frequency currents are allowed to pass unscathed through low-frequency circuits, and, in the case of receivers employing head telephones, this necessarily results in very dire troubles

when the hand of the operator is brought near the tuning circuits. In the very large majority of cases a by-pass condenser across the low-frequency circuit is an essential, though admittedly, when a capacity reaction circuit with an audio-frequency stage is used, this item may often be dispensed with. Whatever be the cause, at any rate hand capacity must be eliminated before any reaction circuit can be made to work properly.

It is difficult to choose which of many highly desirable characteristics comes next in order of importance; possibly the absence of "back-lash" must be given pride of place. By "back-lash" we mean an overlapping of the positions of the reaction control where oscillations start and stop, respectively, on increasing and decreasing the feed-back. This results in a receiver being in a state of relative insensitivity or else actually oscillating: usually a click accompanies the onset of oscillations, and no satisfactory operation on the threshold of reaction can be obtained. The cure for troubles of this character lies as a general rule in making the valve operate on the right part of its characteristic, and an adjustment of the H.T. value will not infrequently produce a marked improvement. At the same time, a valve which is working under slightly unsatisfactory conditions as regards its characteristic will respond frequently to an alteration of the circuit or components in use, and give a far more even and controllable threshold.

### Effect of Reaction on Tuning.

Interdependence of adjustments is, of course, a thing to be most carefully avoided. Some forms of reaction control, notably those employing moving coils, have a tendency towards altering the tuning when the reaction setting is altered. This may be made small if a proper choice of components is made, a point which will be considered again, in connection with the various individual circuits of which it is proposed to treat.

Lastly, it is highly desirable that the position of the reaction control should remain as nearly as possible the same over the tuning range of the receiver. Sometimes this is very far from being the case, and, very often, reaction is far more vigorous on the shorter wavelengths than on the longer. In the case of magnetic reaction this is quite often due to the use of too large a reaction coil, this effect being similar to that which was considered

**The Experimenter's Notebook.—**

in a previous article on the subject of low-power oscillators. With modern valves and circuits of average good quality it will be found possible to use small reaction coils, so that even in a simple magnetic reaction circuit the effect need not be really troublesome.

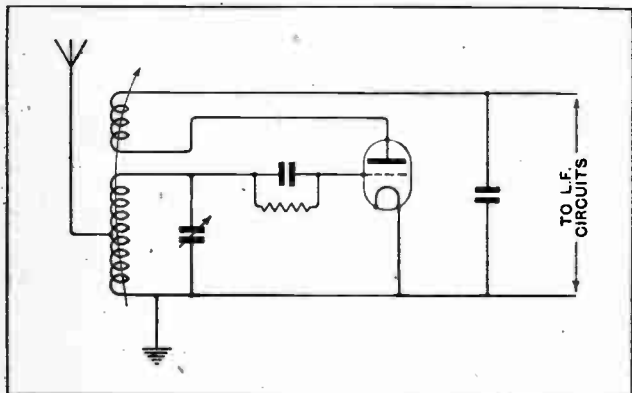
The methods of applying reaction are almost numberless, and it is quite impossible to make any attempt to deal with them exhaustively; a few representative circuits only will therefore be considered.

the disadvantage if this is done that the grid current will cause very heavy damping during positive half cycles and the arrangement will become somewhat liable to "back-lash." If a good valve is used having a magnification factor of, say, 16 and a resistance of 20,000 ohms the size of the reaction coil may be reduced to something materially smaller in inductance than the tuned circuit coil, and, as a result, the distuning effect on moving the coil will be negligibly small.

**Parallel Feed.**

A variation of this arrangement which has certain conveniences is shown in Fig. 1 (a). Here the plate is connected to the reaction coil through a fixed condenser, the coil being connected to L.T. — instead of to the H.T. battery. This arrangement is satisfactory if any low-frequency transformer of ordinary impedance is used, though, should the transformer already have a condenser embodied in it, it is perhaps preferable to use the normal arrangement of Fig. 1.

The sense of the reaction winding, it need hardly be stated, must be opposite to that of the tuning winding; in other words, currents passing respectively from grid to battery through the tuning coil, and from plate to battery through the reaction coil, must produce opposite electromagnetic fields. This can easily be achieved, in the case of plug-in coils, without any particular thought, if it is remembered to connect "plug to grid" and "socket to plate" (or *vice versa*).

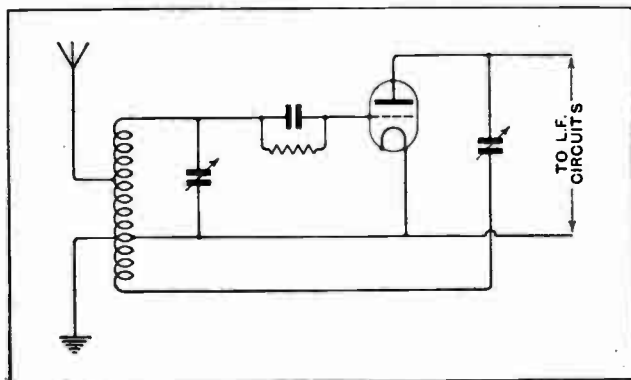


**Fig. 1.—Normal magnetic reaction circuit with plate current flowing through reaction coil.**

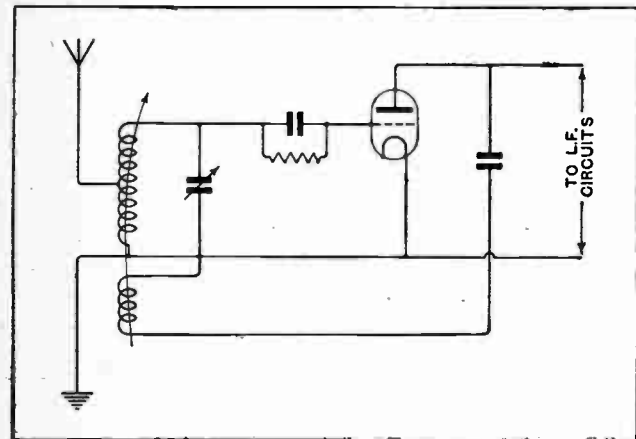
In Fig. 1 we have an ordinary magnetic reaction arrangement in which a coil is included in the plate circuit of the valve and variably coupled to the grid circuit, the latter being an oscillatory circuit, and in the example given, being connected to the aerial in the well-known "aperiodic" manner. A condenser and leak are employed for the purposes of rectification, and in this way it is possible to use the valve on the straight part of its plate current characteristic.

**A Small Reaction Coil Desirable.**

Normally, this arrangement is quite satisfactory provided that certain precautions are observed. In the first place, there is no advantage to be gained by increasing the L/C ratio of the circuit very greatly, and there is



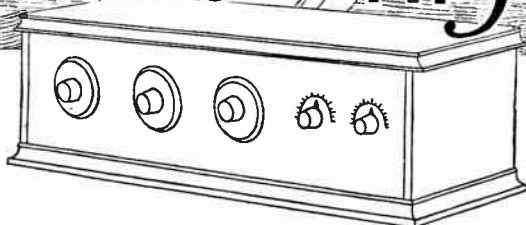
**Fig. 2.—Reinartz circuit in which control is effected by a variable condenser.**



**Fig. 1(a).—Variant of the circuit of Fig. 1, in which only the high-frequency component of the plate current passes through the reaction coil.**

The circuit of Fig. 1 (a) develops naturally into the Reinartz reaction circuit shown in Fig. 2 if we consider the reaction coil as fixed in relation to the aerial coil and the condenser connecting it to the plate as variable. The two coils may now be replaced by a single tapped coil, should it be considered desirable, the sense of the reaction winding being grid if the tapping be connected to filament. The control of reaction in this manner is possibly the most satisfactory of any, but it must be regarded as somewhat luxurious in view of the necessity for an extra variable condenser. It will be found that no appreciable distuning of the circuit takes place when the reaction control is altered, though, as both terminals of the variable condenser are "live" high-frequency points, there is a slight tendency in the direction of hand capacity effects.

PRACTICAL  
HINTS AND TIPS



Aids to Better  
Reception.

Simple Circuit  
Theory.

**TESTING ANODE RESISTORS.**

THE practice of using extremely high anode coupling resistances (in the order of megohms) seems to be on the decline, but values of from 0.25 to 0.5 megohm are frequently advocated. Wire-wound elements of these values are obtainable, and, considering the difficulties in manufacture, their cost may be considered as reasonable; where expense is not of first importance, it is recommended that they should be used. However, a number of improved resistors of the grid-leak type, some of which are of a metallic nature, are capable of carrying a reasonable current without undue change in ohmic value, and they may be used with satisfactory results, provided that they are not expected to carry an excessive current.

A resistor of 250,000 ohms, with the usual applied voltage of 120, will pass a current of something less than half a milliampere; this, under working conditions, will be reduced very considerably, due to the fact that the valve resistance is in series with the circuit. It is not a difficult matter for those who are in possession of, or who can obtain access to, a sensitive measuring instrument, reading, say, up to 1 milliampere, to test the suitability of any type of resistor for carrying currents of this order; the important point is that an increase of current should not result in any serious change of value. To make a test, the resistance, meter, and an H.T. battery of known voltage (which may conveniently be 60), are connected in series. The scale reading should be carefully noted, and then voltage should be increased to double the original figure; if everything is in order, the current, as in-

dicated, will also be doubled. In other words, current should increase in proportion to increase of applied voltage. Any considerable divergence will suggest that the particular type of resistor under test is unsuitable for use as an intervalve coupling.

It may be noted that when there is uncertainty as to whether a resistor will carry the desired current, it is a good plan to connect two in parallel; each must have twice the ohmic resistance of the value required.

o o o o

**HOLES IN SHEET METAL.**

DIFFICULTY is sometimes experienced in drilling holes in sheet metal used for interstage screening, especially if the material is thin. As a rule it will be found easier to punch the hole; provided a soft metal such as copper or aluminium is used there is no need for any special tool as a rod of steel or even brass with one end filed square will serve quite well. It is essential, however, that the sheet in which the hole is to be made should be rested on the end grain of a piece of hard wood or similar material

o o o o

**MEASURING INSTRUMENTS.**

A COMPARATIVELY simple four-valve receiver may easily have over a hundred connecting points, a fault in any one of which will result in either complete failure to receive signals, or, at the best, in the production of weak or more or less distorted results. Added to this there are possibilities of mechanical breakdowns, particularly in components such as variable condensers and rheostats, internal open- or short-circuits in transformers, etc., and finally the chances of failure in vari-

ous accessories, under which heading may be included valves, loudspeakers, and, perhaps most important of all, three or more separate batteries, one at least of which usually comprises a very large number of separate cells, each with their outer connections.

When these facts are taken into consideration it is not strange that the newcomer to the wireless art is overcome by a feeling of absolute helplessness, either when a newly-constructed set fails to function, or when a fault develops after a period of satisfactory service. He lacks the more or less instinctive knowledge of where to look for the trouble which has been acquired by the professional or expert amateur after years of experience, and too often inclines towards a consideration of the receiver as a whole instead of taking a single detail at a time and tracing the fault by a process of elimination. His difficulties are accentuated by the fact that he is, as often as not, unable to take advantage of the experience of others, simply because he cannot give a lucid and adequate description of the symptoms; indeed, had he sufficient knowledge to do so, it is more than probable that this knowledge would enable him to locate the fault without outside help.

All this sounds very dismal, but it may serve to stress the need for a clearly-defined plan of campaign, and, most important of all, for measuring instruments and the ability to use them. One may point the moral by comparing the wireless receiver and the motor car; the latter, even in its cheapest form, is generally equipped with ammeter, oil gauge, speedometer, and petrol gauge. The quality, convenience, and number of



these devices is, of course, largely a matter of price. One can hardly imagine a motorist without any means of ascertaining if an involuntary stoppage is due to an empty petrol tank, but it is probably true to say that the majority of wireless users are in the analogous position of having no definite means of knowing if their batteries are delivering the necessary voltage. Every owner of a receiver should have at least a voltmeter capable of measuring the output of L.T., H.T., and grid batteries; also, if possible, a milliammeter with a range suitable for reading the anode currents taken by each of the valves in the set.

The most obvious method of using a voltmeter is to connect it across the

"Everyman Four" receiver, with the addition of a grid potentiometer. Various points at which tests should be made are indicated by lettering.

In the first place, it is useful to know if the correct voltage actually exists across the filaments of each individual valve; this may be checked by applying the voltmeter across the points a, b, b, c, c, d, d. The H.T. voltage reaching the anode of  $V_1$  may be checked by testing between e and the H.T. negative terminal, as may that on  $V_2$ , by moving the testing lead to point h (with loud-speaker terminals short-circuited). As far as  $V_2$  and  $V_3$  are concerned, it will generally be impossible to make accurate tests of voltage actually on the anode, due to the high resistances in

potentiometer winding, which may have a resistance comparable with that of the meter. It is quite impossible to obtain a direct reading of the grid voltage of  $V_3$  with ordinary instruments, due to the high resistance of the grid leak, and the same applies more or less to  $V_4$ , as the transformer secondary also has a high resistance.

The best of valves are apt to lose their emission after a while, and the easiest and most certain way of making reasonably sure of their condition is to take a reading of the anode current; this should not be very much less than that shown in the manufacturers' published curves under the working conditions obtaining in the receiver under test. Referring to  $V_1$ ,

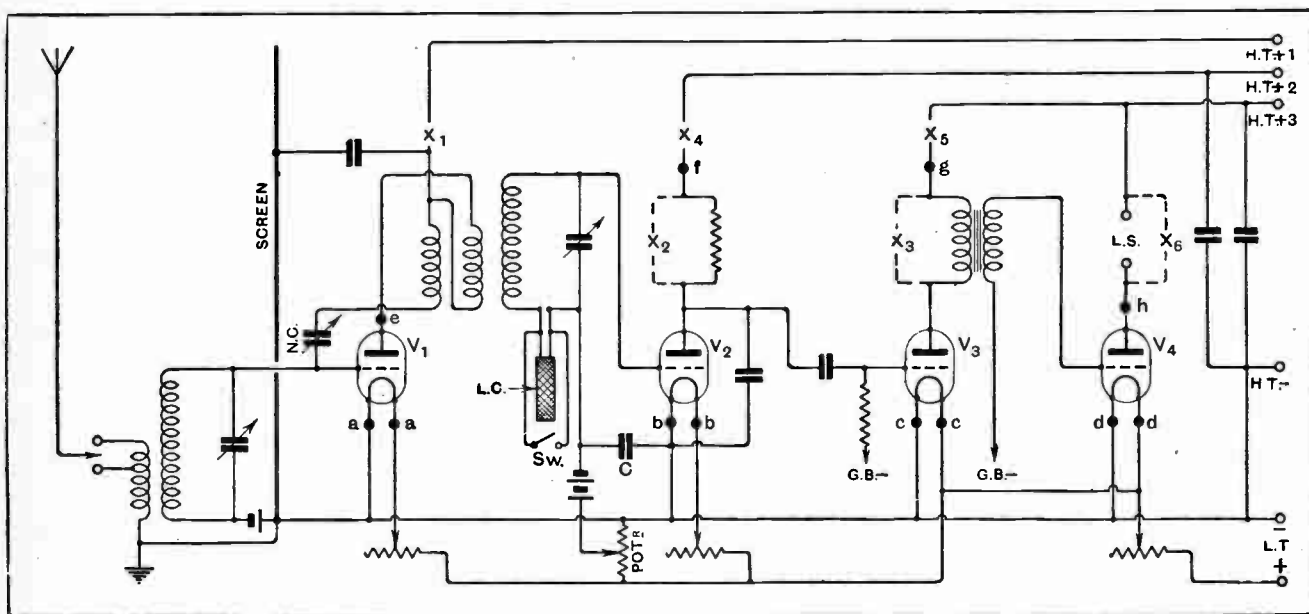


Fig. 1.—Showing how measuring instruments may be applied to the "Everyman Four."

terminals of each battery; this procedure is all very well in its way, but readings are apt to be misleading unless the set is switched on, so that the condition of the batteries may be checked while they are actually delivering current; this is specially important in the case of the L.T. accumulator, which will almost invariably show full voltage on an "open-circuit" test. There are other and even more helpful uses to which measuring instruments may be put; these are best described with the assistance of a diagram, and the reader is referred to Fig. 1, which shows the circuit of the popular

circuit, so the test should be made between the negative terminal and points f and g. This, at any rate, will indicate continuity in the terminal connections and internal wiring.

The bias batteries should, of course, be checked periodically as an unsuspected fall in voltage will, at the best, result in a waste of current from the H.T. battery. Referring to the circuit diagram, the actual voltage on the grid of  $V_1$  (the H.F. amplifier) may be measured by testing between it and L.T. —, but in the case of the detector,  $V_2$ , an inaccurate reading may be obtained, due to the presence in circuit of a proportion of the

the meter may be inserted at the point  $X_1$ , or, if more convenient, between the H.T. terminal supplying this valve and the battery. The detector,  $V_2$ , usually has an extremely high resistance in its anode circuit, with the result that current may be less than the ordinary meter can measure if connected at  $X_1$ ; in this case the resistance should be removed, and the instrument connected in its place at  $X_2$ . The positions for testing the first and second I.F. amplifiers are shown at  $X_3$  (or  $X_5$ ) and  $X_6$ ; for the latter test, the meter may be in series with the loud-speaker windings.



# Letters to the Editor

The Editor does not hold himself responsible for the opinions of his correspondents.

Correspondence should be addressed to the Editor, "The Wireless World," Dorset House, Tudor Street, E.C.4, and must be accompanied by the writer's name and address.

## EMPIRE BROADCASTING.

The following letter, received by Mr. Gerald Marcuse, is indicative of the enthusiasm for Empire broadcasting in the colonies, and also of the success which is attending Mr. Marcuse's efforts:—

[COPY.]  
46, Railway Terrace,  
Mt. Lawley,  
Western Australia.  
26/9/27.

Mr. Gerald Marcuse (2NM).

Dear Sir,—I have much pleasure in writing to let you know that on three occasions I have had the pleasure of hearing your broadcasting from London.

The first was on your test night. The second was on your opening night, and again this morning, which was the best of all. I say this morning because it was 1.30 when I received it, that is Perth, West Australian time, which is two hours behind Sydney time.

One of the items played on the 11/9/27 was so perfect that I thought it was Mr. Coxon, 6AG, who is living near my place, and he plays the same piece on his gramophone when he is broadcasting, that is, the "Triumphal March."

This morning I put the alarm clock to wake me at 1.30 a.m., and after waiting for five minutes after tuning in I heard your carrier wave, and two or three minutes I heard you calling, and then a band record, a fox trot, and announcements calling different countries and persons, and then I heard the church bell striking, and following which the church service was heard better than if I was there in England sitting in the church, as I am hard of hearing.

First, choir singing.

Hymn 627.

Anthem, "The Lord is my Shepherd."

Prayer (I never missed one word).

Hymn 641.

Scripture lesson from St. Luke.

The sermon was from St. Luke's Gospel, 10th chapter, the preacher said the 7th verse, and then corrected himself and said the 10th verse, the sermon finishing at 3.10 a.m., Perth time.

The choir chanting and 2NM closing down at 3.34 a.m., Perth time.

Wishing you every success,

I am,

Yours sincerely,

(Signed) A. TOSTEVIN.

P.S.—My set is a three-valve Reinartz from 20 to 2,000 metres. I use it for our local station 6WF on 1,250 metres.

## THE REGIONAL SCHEME AND 5XX.

Sir,—With reference to Mr. D. R. White's letter in your issue of October 19th, I should like to point out that there is

A 45

one point (and a strong point, too) in favour of a 1,600-metre transmission that Mr. White has forgotten. This transmission is a godsend to us who live near the coast. It is impossible in Grimsby to tune in any broadcasting station except 5XX without interference from Morse stations on 600 metres. Even Hull at times is quite blotted out.

For this reason I hope the B.B.C. will not discontinue the 1,600-metre transmission. If they do, I am afraid many listeners here will not renew their licences, as the transmissions on other wavelengths are useless. A. E. GOOD.  
Grimsby.

Sir,—I was surprised to read in your correspondence columns a letter which suggests the total abolition of 5XX. Surely your correspondent can have no knowledge of the conditions obtaining in south-east coast towns, and probably in other districts. In Eastbourne, for instance, 5XX provides the only British programme, there is no alternative, and to close Daventry would deprive thousands of listeners of their broadcast entertainment. Until such time as the authorities concerned are able to control the commercial working of spark stations the question of closing 5XX ought not to be considered. Eastbourne, W. STEVENSON, JUN.  
October 19th, 1927.

Sir,—We who live on the South Coast have been forced, in the interests of shipping, to consider 5XX our only source of wireless entertainment. Lately 5XX has been seriously interfered with by Morse, the worst offender being a machine transmitter. On the longer wavelengths there can be no question of life saving, so think listeners have a right to enter a strong protest. BM/BLDN.  
October 16th, 1927.

Sir,—I must say I fully concur with A. H. B.'s letter on "Morse on the South Coast," also finding it useless to listen in to anything on the medium waves.

I had hopes that when 5GB came into being to be able to listen to this station, but in this district the reception is so weak as to be impossible to anyone except the multi-valve enthusiast, the result being that, except for the dial twisting fan, the listener who regards his set as a musical instrument has got only one alternative, 5XX.

It is a great pity that something cannot be done, now that the first excitement and wonder of broadcasting has worn off. I hear continually of people reverting to the gramophone, as there, at least, no Morse is to be found.

Southsea,

October 12th, 1927.

G. A. VINER.

## MORSE INTERFERENCE.

Sir,—Your correspondent, Mr. T. B. Wilson, has, if nothing else, done a useful service in keeping open a question which,

I venture to suggest, is of paramount importance both to the listening-in public and shipping interests at the present time, and which was so timely raised in your Editorial of October 12th.

Apart from this, however, Mr. Wilson has made certain statements the accuracy of which may, with advantage, be challenged. First, then, I would take exception to the view that technically spark or I.C.W. transmissions are essentially necessary for a reliable emergency service in the future.

The fact is that the highest receiving efficiencies are obtained when the transmitter emits a steady and continuous wave, and there is no technical reason that I know of why a vessel should not be able to emit a standard wavelength on sufficient power for the purpose of a safety call. It is merely a case of the ship being provided with a thoroughly competent wireless staff capable of checking daily their wavemeters by standard calibration signals and applying the same to the transmitter. It is solely a matter of routine, the procedure being similar to that of the captain, who checks his bearings, compass course, etc., periodically.

Your suggestion as to the use of a combination of tuning notes such as I foresee could be controlled by, e.g., standard tuning forks, certainly may have much to be recommended to secure additional safety during, perhaps, a transitional stage before such time when by experience it might be found they could be dispensed with.

Secondly, Mr. Wilson near the end of his letter makes a most dangerous assertion. He says, "As the law stands practically the whole of the British mercantile marine are compelled to fit the apparatus (Auto-Alarm), and those not compelled will do so on grounds of economy." I challenge Mr. Wilson to prove that the law makes such compulsion. As I read it, the law requires that a continuous watch be kept on every ship at sea for a distress signal.

Until recently this condition was satisfied by the provision of two men (usually boy apprentices) who after an hour or so of practice could detect aurally the Morse SOS. The wireless official is called in the event of the receipt of such signal, and on his training and skill everything else depends.

Now, sir, I suggest that the shipowner, far from being compelled to install the present Auto-Alarm, will be well advised to leave it entirely alone. As he already carries seamen apprentices the continuous watch is not expensive to him, and in any case he must have a certificated wireless officer on board to deal with the situation, sometimes very difficult, when the distress signal has to be sent or is received.

The cost of the Auto-Alarm as manufactured by one of the largest wireless companies in this country I do not know. It is not sold, however, I understand, by the actual manufacturing company, but by a subsidiary company whose shares are largely held by the former and the price is £250. There are approximately 4,000 vessels in the British mercantile marine, and if we are to accept the statement quoted above of your correspondent the sum which may eventually be involved will approximate to £1,000,000. I do not think that even Mr. Wilson will suggest that a quarter of this sum has been expended in developing the present instrument.

Apart from this, however, having both studied the mechanism and published literature of the device and from many years of practical experience of wireless and other delicate telegraphic apparatus, I am confident that the Auto-Alarm will require frequent expert mechanical and electrical attention quite outside the scope of a ship's navigating officer or even the average certificated wireless officer, whose training is usually unfortunately conspicuously deficient of all skilled mechanical work.

This attention will prove additionally expensive to the shipowner when coupled with various renewals charged at, perhaps, an even more extravagant basis than the original instrument.

Thirdly, it appears that we are still to preserve 600-metre spark sets on ships, even if only for the sole purpose of distress signals, with less power than heretofore, on the ground that it is most suitable for the particular Auto-Alarm instrument now approved by the Board of Trade. The wireless part of the apparatus, we are told, tunes flatly between 585 and 615 metres, i.e., between 513 k.c. and 487 k.c., which gives us enough separation for nearly five broadcast stations.

This being the case it is conceivable that the receiving instrument on a ship when required to operate with the minimum

of interference and as rapidly as possible in reply to or as a result of a distress signal may be badly jammed by one or more of the future high-power broadcast stations.

Finally, when the shipowners have installed all their Auto-Alarms—if they do—it will be extremely difficult to compel any further change in the transmitting apparatus however desirable and necessary such change might be.

This letter is already too long, but I trust, sir, that the matters raised will awaken your readers to an appreciation of the importance of this subject, and that they will require from the Government a clear statement of the provisions proposed at the International Conference at Washington before this country is committed for a number of years to a course which may prove to be disastrous to the progress of broadcasting and other vital wireless services.

London, N.W.2.

October 20th, 1927.

MAURICE CHILD.

#### TELEVISION IN 1925.

Sir,—Col. M. J. C. Dennis is quite correct in pointing out that the word "normally" was omitted from the translation of Dr. Dauvillier's statement in the *Comptes Rendus*. This was a clerical error, as in my notes of the translation the word "normally" is included. The fact that the original French was quoted in full should satisfy Col. Dennis's query.

Dr. Dauvillier's statement seems to have been misunderstood by Col. Dennis in that, where the word "normally" is used in the translation, the meaning implied is more accurately described by the word "usual."

Dr. Dauvillier's obvious meaning is, that while shadow-graphs or objects illuminated from within could be transmitted, no object illuminated in the usual way, i.e., from an external source, could be sent by his apparatus. The question of normal or abnormal lighting was not raised.

For the information of Col. Dennis regarding television under normal lighting conditions, I would point out that prior to Mr. Baird's discovery of the application of infra red invisible rays to television, he had already reduced the studio lighting to little over that necessary for ordinary photography, and most of the demonstrations of about a year ago were given under such lighting conditions.

O. G. HUTCHINSON,

Joint Managing Director,

For Baird Television Development Co., Ltd.

London, W.C.2,

October 20th, 1927.

#### B.B.C. RECEPTION IN SCOTLAND.

Sir,—Mr. Thos. C. Horne's letter in to-day's issue addressed to you from Hawick is very surprising. He complains bitterly of the poor reception in his locality. During the month of September I spent a fortnight at Melrose, about ten miles from Hawick, and was surprised at the wonderful way in which stations came in on a two-valve set at the foot of the Eildon Hills.

In daylight Glasgow, Aberdeen, Edinburgh, Newcastle, Daventry, Radio Paris, Motala, and Hilversum were received with unflinching regularity on the phones. After dark the dials were crowded with stations, Glasgow, Daventry, and some of the Germans being quite audible on the loud-speaker. Radio Toulouse, Spanish stations, and Moscow were heard many times.

There was nothing very remarkable about the set; 0.06 ampere valves were used with capacity reaction and a good P.O. aerial. Loud-speaker reception was quite normal on a three-valve and a four-valve set, which were heard in neighbouring houses.

Aberdeen was not so loud as would have been expected judging from experience on Tyneside, while Dundee was only heard once. The aerial was situated about 300ft. above Ordnance datum. Possibly Hawick is particularly badly screened by its neighbouring hills.

GEORGE M. MEYER.

Gateshead.

October 19th, 1927.

READERS'



PROBLEMS

Queries should be concisely worded, written on one side of the paper, and headed "Information Department." Only one question (which should deal with a specific

point) can be answered. A stamped addressed envelope must be enclosed for reply. Letters which do not comply strictly with these rules cannot receive attention or acknowledgement.

"The Wireless World" Information Department Conducts a Free Service of Replies to Readers' Queries.

**Correct Position of a Potentiometer.**

I notice that, in the reply given to "A. W. F." in your September 7th issue, you advise that critical adjustment of detector valve grid bias be obtained by shunting a potentiometer across the filament battery in addition to the use of the small grid battery. Why shunt it across the filament battery and not across the grid battery?

D. A. R.

The average potentiometer of the wire-wound type has a resistance of 400 ohms, and, if shunted across a 6-volt accumulator, a current of 10 milliamperes will be continuously drawn from the accumulator by the windings of the instrument. Now such a current is a negligible drain on an L.T. accumulator, but this would not be so in the case of a small grid battery of the dry cell type, and we should speedily exhaust the grid battery. A moment's consideration will reveal to you that, since exactly the same results can be achieved by shunting a potentiometer across the filament battery without the disadvantage of actually taking current from the grid battery.

o o o o

**An Unwise Step.**

I propose to use in the first L.F. stage of my "Everyman Four" receiver a 70,000-ohm valve with a magnification factor of 35 in order to obtain increased amplification. I shall be glad if you can tell me if there are any pitfalls to avoid?

F. D. H.

We do not on any account advise you to adopt your proposal, as you would probably get both forms of distortion, namely, frequency distortion and amplitude distortion. Frequency distortion would come about owing to the fact that 70,000 ohms is far too high an A.C. resistance for a valve preceding a transformer, and a loss of the lower musical frequencies would result. In addition to this, the input to the first L.F. valve of the "Everyman Four" is by no means small, and since a 70,000-ohm valve has not a very large permissible grid swing, amplitude distortion would probably result, due to overloading of this valve.

Quite apart from these considerations, any extra amplification in the L.F. stages of this receiver should be totally unnecessary, and if you think that the volume

obtained from your loud-speaker is not sufficient we should advise you to carefully examine your set, as in our opinion there must be some serious defect in it. Not only should the whole receiver be examined for defects in the H.F. transformer, the soldered connections, etc., but the valves should also be carefully tested. We presume, of course, that you already have tested the voltages of your batteries.

o o o o

**A Simple H.T. Battery Eliminator**

I wish to build a simple half-wave rectifier and smoothing unit for the purpose of supplying H.T. from my A.C. mains to the last valve only in my set. This valve is a super power valve. I have already a C5 valve, which is of the full-wave type, and should be glad if you could give me a circuit for using this valve in a half-wave eliminator, as I am not at all sure of the connections.

P. R. G. J.

We give below a circuit diagram showing a suitable A.C. eliminator, which should meet your needs. Any full-wave valve can be used for half-wave rectification by simply joining together the two

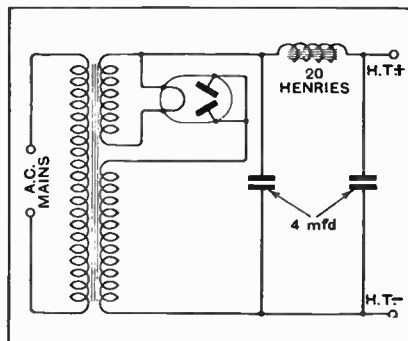


Fig. 1. Half-wave rectifier using full-wave rectifying valve.

anodes as shown in Fig. 1. The output obtainable will, of course, be greater than if an ordinary half-wave valve were used. You do not mention the H.T. voltage value you require, but this will be determined by that section of the secondary which supplies the anode.

**Instability of H.F. Circuits.**

I am experiencing difficulty in stabilising the H.F. circuit of a 4-valve receiver incorporating the "Regional" type of H.F. transformer. I have included a high-frequency choke in the anode circuit of the detector valve, as I was led to understand that this might cure the trouble. However, although a slight improvement is noticeable, I am still unable to obtain stability. Can you suggest how I can overcome this difficulty?

J. D. S.

The failure to stabilise an H.F. circuit may be due to a number of causes, the most common being short-circuited turns in either the primary or neutralising windings on the H.F. transformer, high-resistance contact between the transformer pins and sockets on the base, or faulty neutralising condenser. Should high-frequency oscillations find their way into the L.F. portion of the receiver, this trouble will arise, but incorporating an H.F. choke in the anode circuit of the detector valve should preclude this possibility. The components concerned should be carefully examined for any of the faults mentioned above, special attention being given to the neutralising condenser. Certain types have a rather high minimum capacity, but in most cases this can be reduced by stripping off a few of the plates.

High-resistance contact between pins and sockets can usually be traced to either dirty pins or sockets; alternatively, if the split type of pin is used, this may require "splaying out" before a good contact will result. A careful examination of the H.F. transformer will enable any short-circuited turns to be located.

o o o o

**Choosing a Detector Valve.**

I am building a detector and two L.F. receiver, but do not know whether I should choose an "H.F." or an "L.F." valve for the detector position, and should value your opinion. I use transformers in both stages.

V. S. R.

It will be appreciated that the terms "H.F." and "L.F.," as used by manufacturers to distinguish their different types of valves, are purely arbitrary, and

in the case of a resistance-coupled amplifier, it may be necessary to use a so-called H.F. valve in the first L.F. stage, whilst many receivers whose H.F. couplings have been designed for valves of moderate A.C. resistance will require a so-called L.F. valve in the H.F. stages. Speaking generally, an H.F. valve is one having a higher A.C. resistance than an L.F. valve in the same class. Now, even in the best of L.F. transformers the A.C. resistance of the valve preceding it should not exceed 30,000 ohms at the outside, if good quality from the point of view of faithful reproduction of the lower musical notes is to be a consideration.

In addition to this, although you do not mention it in your letter, your detector valve is probably going to perform the function of regeneration, and on the whole a valve of medium A.C. resistance gives smoother reaction effects than a high A.C. resistance valve. When choosing your detector valve, therefore, you should ignore the H.F. and L.F. markings of the valve, and choose one having an A.C. resistance between about 15,000 and 30,000 ohms, and you will, of course, naturally choose a valve which gives you the highest amplification factor for a given A.C. resistance. In general, this will mean that you will choose the "L.F." valve of any given series. This rule applies irrespective of whether you are going to use 2-, 3- or 4-volt valves.

○○○○

#### Converting a Crystal Receiver.

*I have an efficient crystal receiver giving excellent results on telephone, and now desire to reconstruct this so that a two-valve L.F. amplifier can be used. I should be obliged if you could supply me with the necessary circuit arrangement of a really good amplifier giving the maximum amplification compatible with good quality.*

D. P. E.

Your best course would be to reconstruct your crystal set on the lines indicated in the circuit diagram Fig. 2, using two good transformers for the purpose. The aerial should be tapped in to the coil about one-third from the earth end, and the crystal connected across about one-quarter of the coil. The transformer  $T_1$  should have a high primary secondary ratio, and an 8 : 1

ratio is to be recommended. A 20,000 to 30,000 ohm. valve, with the highest amplification factor obtainable with this resistance, should occupy the position  $V_1$ , and this followed by a low-ratio transformer ( $T_2$ ) having a high primary inductance. In the position  $V_2$  a good power valve is recommended; that is to say, one having an A.C. resistance in the order of 4,000 ohms. with an amplification factor of 3.5 to 4.

○○○○

#### Increasing Signal Strength in a Crystal Set.

*I have a crystal receiver, but find that although signals are clear, they are not of sufficient strength for comfort, and I propose to add a single valve amplifier, but before doing so would ask if there is any better method of overcoming my difficulty?*

N. C. R.

In the first place, we should advise that you made sure that it was not possible to improve your aerial and earth system, as much can be done in this manner to improve signal strength. Having made sure on this point, you should turn your attention to the crystal set and see if it is not possible to improve signal strength by *not* connecting the aerial and earth system across the whole of the tuned circuit; that is to say, the aerial should be tapped well down the tuning coil towards the earth end, this giving the effect of a periodic aerial coupling with only a comparatively few turns of the tuning coil in the aerial and earth circuit. You should also make sure that your receiver is not of the old-fashioned type, in which the crystal and phones are shunted across the whole of the tuned circuit, and if it is so, alterations should be made and the crystal tapped down so that the crystal and telephones are shunted across only a portion of the tuned circuit, thus reducing the damping, and permitting a bigger H.F. voltage to be built up across the tuned circuit. Even though in this case the whole of the voltage developed across the tuned circuit will no longer be applied to the crystal, the actual voltage developed across the tuning coil may be so much enhanced that the voltage applied across the crystal may be greater than when it received the full voltage developed across

the coil. If after all it is necessary to bring a valve into action, we think that you would be far better advised to build a two-valve receiver such as the "Economy Two" described in our issue of October 27th, 1926; such an arrangement will in reality give you far more satisfactory results than a crystal followed by an L.F. amplifier, as the inconstancy of the crystal will have been got rid of. It is necessary also, if using an amplifier after a crystal, to purchase a transformer, whereas in the case of the "Economy Two" a cheap resistance coupling unit is used. The quality obtainable from the "Economy Two" would be in no way less than with a crystal and transformer-coupled amplifier.

○○○○

#### Using Commercial R.C. Units.

*I am building the "All-Wave Four" receiver, but wish to make use of commercially made R.C. units in place of the separate anode resistance, grid condensers and leaks in the original receiver, but am not sure of the way in which to connect my commercial units up in place of the components used in the original receiver.*

L. A. C.

The substitution of commercial units is quite a simple matter. Your unit will have four terminals. One terminal will be marked "A" or "P," indicating the word "anode" or "plate." This connects to the plate of the valve in place of the high potential end of the anode resistance used in the original receiver. Another terminal will be marked H.T.+, and of course this is substituted for the low potential end of the anode resistance. The terminal of your unit marked "G" will connect to the grid of the succeeding valve in place of the high potential end of the grid leak, the terminal marked "G.B." connecting to the grid battery in place of the low potential end of this grid leak. The 0.002 mfd. coupling condensers in the original receiver will, of course, be no longer required, but the 0.0001 mfd. fixed condenser shunting from the plate of the detector valve to L.T.— and the stabilising resistance between the high potential end of the grid leak and the actual valve grid will still be required, as these devices are not usually included in commercially made R.C. units.

○○○○

#### Using Rigid Valve-holders in a Modern Set.

*I am building a modern four-valve receiver, but do not wish to purchase new valve holders, as I have a number of good quality rigid type in my possession. Is it possible in any way to take precautions against vibration effects without going to the expense of buying new valve holders?*

R. A. S.

We advise you to use your solid valve holders and to mount them on a strip of sponge rubber, using flexible electrical connections to the valve holder. This was done in the case of a four-valve receiver described on page 519 of our April 27th issue, and proved highly successful. If you will refer to this issue you will see exactly how this was done.

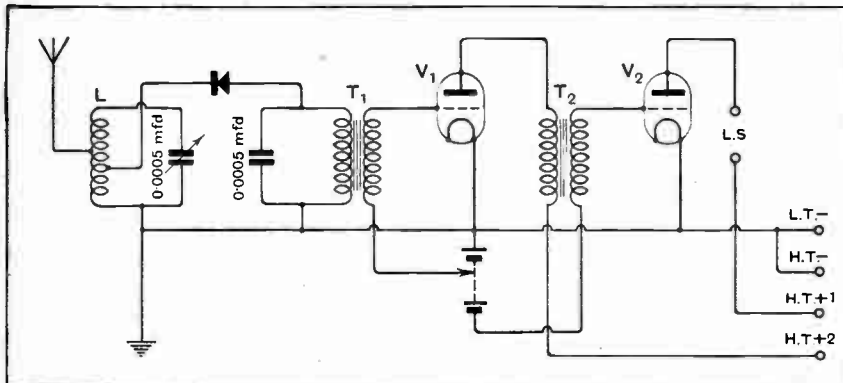


FIG. 2. Two-valve and crystal receiver for working a loud-speaker.



# THE ONLY PUBLICATION OF ITS KIND



Straight Line Super Transformer, 25/-



**"Low Frequency Amplification"**—dealing with every aspect of L.F. Intervalve Coupling is the outcome of the perfect blending of scientific theory and years of practical research.

We are in the unique position of having available in a single company engineers thoroughly acquainted with all methods of L.F. Coupling, and the fruits of our research are revealed for the first time in this unique publication.

The measure of success achieved can be gauged from the published curves taken by the National Physical Laboratory under actual working conditions—curves which bring to light a degree of efficiency hitherto undreamt of.

The quality of reproduction at the Loudspeaker, depends primarily on the amplification at Low Frequencies, and there is no other publication to-day, which deals with every aspect of this subject and leaves the reader in clear undisputed possession of facts which cannot fail to elucidate his particular problems.

It is now within the reach of anyone to obtain purity of reception with the minimum of trouble and expense, and to avoid the distressing distortion so prevalent in many wireless receiving sets, if advantage be taken of the information available in this publication.


*This 48-page Booklet is beautifully printed on fine art paper, and contains numerous diagrams, circuits, and N.P.L. curves. It is most attractively bound in an art grey decorative cover, printed in two colours.*

**Price 1/-**

**ON SALE AT OUR STAND 68 at the  
MANCHESTER WIRELESS EXHIBITION.**


**THE MARK OF BETTER RADIO**

*Kingsway House, 103, Kingsway, London, W.C.2. Telephone: Holborn 5303*



Resistance Capacity Coupler  
Type A 20/-  
Type B 22/6

New Filter Choke, 21/-



*Components of Distinction & Quality*

# Universal H.F. Choke

The ideal component wherever a H.F. Choke is indicated. By virtue of its special sectional winding not only is the distributed capacity kept at a minimum but it will efficiently operate over a very wide range of wave-lengths from the shortest to the longest.



VARIABLE RESISTOR

List 289 5 ohms 3/-  
List 290 30 ohms 3/-



TWO-SPEED DIAL  
Manufactured under  
Burndep't patents.  
LIST 253 9/-  
(Complete with station  
recorder.)

LIST 288  
**9/-**

Send 1½d. in stamps for the New Bowyer-Lowe Catalogue.



BOWYER-LOWE CO., LTD., LETCHWORTH

A BOOK THAT EVERY EXPERIMENTER SHOULD HAVE :  
"The Bowyer-Lowe Standard 7 and 8-valve Super-Heterodyne"  
How to Build and Operate. By A. E. BOWYER-LOWE.


PRICE - - 2/-

Send your remittance for a copy to-day.

50/5

Mention of "The Wireless World," when writing to advertisers, will ensure prompt attention.

## THE GUARANTEE OF THE PERFECT TERMINAL



Patent.

### THE BEST DESIGNED TERMINAL IN THE WORLD

Every Type "B" Belling-Lee terminal is packed in an attractive carton with a printed one year's guarantee and instructions for mounting.

Non-rotating name. Bakelite insulated. Highly finished. Price 9d. each.

Also Type "M." Nickel-plated metal with non-rotating name. Price 6d. each.

Both types supplied in 30 different engravings.

Obtainable from all dealers, but in the case of difficulties send your order to us, enclosing your dealer's name and address.

# BELLING-LEE TERMINALS

Belling & Lee Ltd., Queensway Works, Ponders End, Middlesex.

## Bach would have praised—

TO hear a Bach fugue through the medium of "Celestion" is to hear a perfect musical composition through the most perfected of sound reproducers. This is the definite opinion of all who have heard "Celestion."



BACH

Hearing is believing: your choice, therefore, must be founded on demonstration. We invite you to hear "Celestion" demonstrated, if not at your dealers, then without obligation at our Showrooms, two minutes from Charing Cross.



THE CELESTION RADIO CO.,  
HAMPTON-WICK,  
KINGSTON-ON-THAMES.

SHOWROOMS:  
83, 85, VILLIERS STREET,  
STRAND, W.C.2.

Telephone: Gerrard 0397.

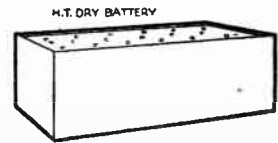
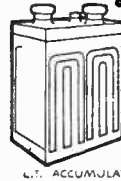
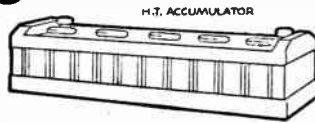
Model C.14.  
Models range in oak  
and mahogany from  
£5:10:0

# CELESTION

Let us send you the  
artistic "Celestion"  
coloured brochure,  
post free.

THE IDEAL ACCESSORY FOR  
YOUR WIRELESS SET.

THIS does the work of THESE-



FOR LESS THAN 6d A WEEK

The Burndept  
ALL - BATTERY  
ELIMINATOR  
for A.C. electric  
supply.



You need never buy another battery for your wireless set or bother about accumulator charging if there is alternating electric current in your house. Instal the Burndept All-Battery Eliminator and you will have an unlimited, unfailing source of power for any make of set with up to seven or eight valves at a cost of less than 6d. per week. The Eliminator gives L.T. supply at 6 volts, H.T. supply at 50, 100, 150 and 180 volts, and grid bias up to 30 volts—working from any A.C. main between 100-120 and 200-250 volts, 40-100 cycles. Does not require any attention and is operated by the master switch of your set. Absolutely free from A.C. hum. Ask your radio dealer for full particulars. Price £17 : 7 : 6 complete. Licence fee, 12/6. Long Multiple Cable Connector, 12/6.

**BURNDDEPT**

BLACKHEATH, LONDON, S.E.3.  
London Showrooms: 15, Bedford St., Strand, W.C.2.

See BURNDDEPT  
Apparatus on  
**STAND 22**  
at the  
MANCHESTER  
WIRELESS  
EXHIBITION.

**PAY AS YOU USE.**

SPECIAL NOTICE.

We supply all Marconi Wireless Sets on the Hire Purchase System.

Marconi Two Valve Sets. Model 22 £7-15-0  
" Three " " Model 32 £13-17-6

Write in for particulars.

**THE NEW MOVING COIL LOUD SPEAKER.**

All parts now in stock as particulars given in "The Wireless World."

Write for special leaflet.

**Pick ups for Gramophone Electrical Reproduction.**

Igranic 37/6. Dubilier 35/-. Brown £4. Celestion £4-5-0. G.E.C. £2-5-0 Marconi £2-10-0.

Demonstrations daily.

Latest devices and newest components always in stock.

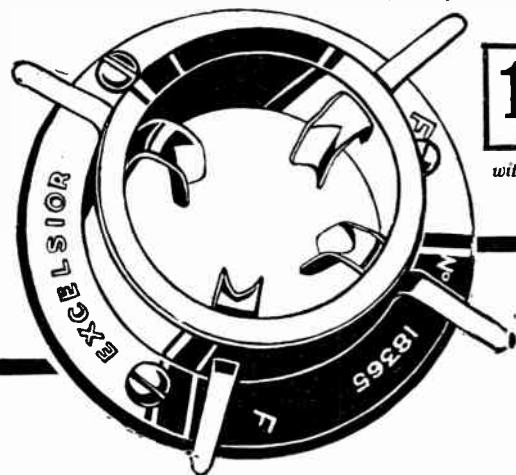
Secure a copy of our latest catalogue just published (free to callers), by post 6d to defray postage and packing.

**WILL DAY LTD. (Dept. W.W.)**

19, Lisle St., Leicester Square, London, W.C.2.  
Telephone: Regent 4577. Telegrams: "Titles, Westrand, London."

**EXCELSIOR ANTI - CAPACITY VALVE HOLDER**

THE SHORT WAVE VALVE HOLDER as used in the "Empire Short Wave Two" Set, described in "WIRELESS WORLD" June 29th, 1927.



**1/-**

with fixing pins.

With Empire Broadcasting your valve holder must be efficient. TRY THIS ONE, it was also used in the Short Wave Unit described in "WIRELESS WORLD" Feb. 2nd last.

Get your supply now from the Manufacturers—

**EXCELSIOR MOTOR CO., LTD.,**  
Tyseley, Birmingham.



# Watmel

**THE IDEAL AUTO CHOKE at an IDEAL PRICE!**

The name and reputation of Watmel are guarantees of the exceptional value of this Watmel product which, judged on its merits alone, is most reliable, efficient and most popular Auto-choke in the market. It combines the amplifying power of the best transformer with that clear purity of tone only possible with choke coupling. Its ingenious patent core and windings are the real secret of its amazing efficiency. Complete with condenser and fixed resistance and with bright parts heavily nickelled.

**PRICE: 18/6**

WATMEL WIRELESS CO. LTD.  
Imperial Works, High Street, Edgware, Middlesex.

**REFUSE IMITATIONS**



New Standard Sizes in three finishes. The Guaranteed panels made by Ebonite experts at low prices.

Make sure of having the prize-winning original Former by buying only Formers bearing Trade Mark "Becol."



The BRITISH EBONITE Co., Ltd., HANWELL, LONDON, W.7

**SENSATIONAL IMPROVEMENTS IN AERIALS**

**"GOLTONE" NEGROLAC (REGD.) AERIAL**

Extraordinary increase in volume and receptivity. Far-distant stations brought in at wonderful strength.


"Radidea" of the "Evening Chronicle" reports **25 per cent. gain**, using "GOLTONE" NEGROLAC (REGD.) SUPER AERIAL OVER OTHER AERIALS.

Its high insulating properties, protective covering against acid, water, and severest climatic conditions, renders the "GOLTONE" NEGROLAC AERIAL the most efficient and lasting aerial ever produced.

Price per length of	50 ft.	9/-
"	80 ft.	15/-
"	100 ft.	18/-

Write for descriptive leaflet, giving full particulars and results of tests.

STAND No. 21




Manchester Wireless Exhibition

"GOLTONE" NEGROLAC AERIAL - The Aerial selected for use at the Exhibition.



Can be obtained from leading Radio Stores, but refuse substitutes.

**EVERYMAN FOUR COILS.**  
There is no need to wait days for the correct coils for this popular and highly efficient receiver.



AERIAL COILS 14/- TRANSFORMER 15/-  
Complete Set 28.-

Cosmor "Melody Maker" Coil 7/6  
Mullard Radio for the Million Coils.

250 550	8/-	
1000 2000	10/-	
"All Wave Coil"	250 550	15/-
"	1000 2000	17/6
"	Base	2/6

Full details will be sent free on request.

Obtainable from all Dealers or

FINSTON MFG. CO., LTD., 45, HORSEFERRY ROAD, LONDON, S.W.1.

# Trelleborgs

GUARANTEED GENUINE EBONITE

THE FINEST QUALITY PANEL OBTAINABLE.

**ONLY 1/2d.** Retail Price per square inch.

STANDARD GLOSSY FINISH 3/16" THICKNESS.

Other prices: — 3/8" Highly Polished, 3d. per sq. in.; 1/2" Standard Glossy, 3d. per sq. in.; 3/4" Highly Polished, 1d. per sq. in.

**CUT THIS OUT FOR CABINETS**

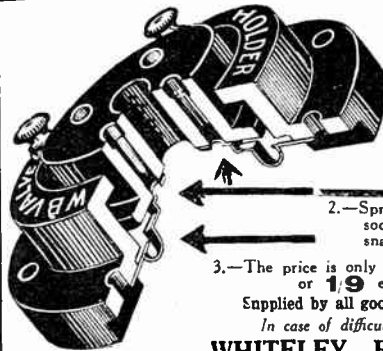
and post to us for new FREE list illustrating Cabinets as shown in "Wireless World," etc., etc.

NAME.....  
ADDRESS.....

(Write in block letters please.)



**CARRINGTON Mfg. Co., Ltd.,**  
CAMCO WORKS, Sanderstead Road,  
South Croydon.  
Telephone: Croydon 0623 (2 lines).



## W.B.

**ANTI-PHONIC LOW-LOSS VALVE HOLDER**  
Cut open for your inspection.

Notice that—

- 1.—Floating springs and valve sockets are riveted and soldered.
- 2.—Springs are at right angles to valve sockets, avoiding side strain and snapping.
- 3.—The price is only **1/8** each without terminals, or **1/9** each with terminals.

Supplied by all good class dealers from stock.  
In case of difficulty write to the makers—


**WHITELEY, BONEHAM & CO., LTD.** - Nottingham Road, Mansfield, Notts.

# CAV

## THE WORLD'S BEST BATTERIES for RADIO



Every owner of a C.A.V. Battery is entitled to free battery service.



**SALES AND SERVICE DEPOTS**  
 Belfast, Birmingham, Bristol, Coventry, Dublin,  
 Glasgow, Leeds, Manchester and Newcastle.  
**Battery Service Agents in all important  
 centres throughout the country.**

**CAVandervell & Co., Ltd.**  
 ACTON, LONDON, W 3

Telephone: Chiswick 3801 (Plc. Branch Exchange).  
 Telegrams: "Vanteria, Act., London."

### THERE IS A TYPE FOR EVERY RADIO USER

<p><b>H.T.3.</b> <i>25000 mfd. 250 v.</i>                  The original H.T. Accumulator of compact design. Every cell air spaced and embedded in bakelite case. Terminals for telephones and cells. Obtainable in 30, 60 and 90 volt units.                  60 cells. Fully charged. £3 - 0 - 0</p>	<p><b>ACTON CELLULOID.</b>                  Supplied in all capacities and range of low tension batteries is offered at competitive rates. Unlike the majority of its rivals, was representative of our 16 years experience in battery manufacture.                  2-volt 30 amp. actual. 13 6</p>	<p><b>A.G.M. MASS PLATE.</b>                  The 20 amp. 2 volt mass plate cell is ideal for sets not using more than 1 ampere. The charge can be spread over months without danger of overcharge.                  Supplied dry charged. 5/-</p>
<p><b>H.T.3 B.</b> <i>25000 mfd. 250 v.</i>                  A large capacity battery of sound constructional design. Suitable for large receiving sets, public address systems and small transmitters.                  £3 - 17 - 6</p>	<p><b>ACTON GLASS.</b>                  The "Acton Glass" low tension range provides an alternative to the celluloid and battery and is also suitable for special orders. All capacities supplied.                  2-volt 48 amp. actual. 16/-</p>	<p><b>H.T.G.2.</b> <i>25000 mfd. 250 v.</i>                  The ideal H.T. Tenon supply for the average H.T. set. Also a 10-volt supply and be carrying a suitable number of units. A 10-volt terminal point provided.                  Supplied dry charged. 15/-</p>

## Dead Silent GRAHAM-



**-FARISH**  
 New Process

## OhmitE Patent Regd. Design. ANODE RESISTANCE


Even if you need them to carry 10 milliamperes we positively guarantee these new Anode Resistances to be absolutely silent, fieldless and

**BETTER THAN WIRE WOUND** because:—They are hermetically sealed in a Bakelite case and are made under a new process—they cannot vary even if you boil them in water or connect them across the electric mains.

Get them at your dealers.

Any size from 10,000 ohms **2/3** up to 1-meg.

Advert. of The Graham-Farish Mfg. Co., 17, Masons Hill, Bromley.



## Interchangeable . . .

Supplied in a set of four, with one suitable aerial coil covering the full wave-band. Mounted on low dielectric strip, fitted with six pins. A base is provided carrying six spring contacts.

**PRICE 35/-**  
 Approximate tuning range with '00015 mfd. condenser:  
 Coil A: 10 to 17 meters.  
 Coil B: 17 to 34 meters.  
 Coil C: 34 to 70 meters.  
 Coil D: 60 to 130 meters.

**COLVERN** short-wave coils fulfil all the requirements for highly efficient functioning at the extreme higher frequencies. The coils are robust, turns are air-spaced and are supported by the minimum of dielectric material. The leading-out wires pass outside the coil, and are soldered direct to pin contacts.

**COLVERN VALVE HOLDERS** for the new Screened-grid Valves . . . give a choice of four positions - - **4/6**

**THE COLLINSON PRECISION SCREW CO. LTD.**  
 PROVOST WORKS, MACDONALD ROAD, WALTHAMSTOW, E.17



# MISCELLANEOUS ADVERTISEMENTS.

**NOTICES.**

**THE CHARGE FOR ADVERTISEMENTS** in these columns is:

12 words or less, 1/- and 1d. for every additional word, e.g., 18 words, 1/6; 24 words, 2/-. Name and address must be counted.

**SERIES DISCOUNTS** are allowed to Trade Advertisers as follows on orders for consecutive insertions, provided a contract is placed in advance, and in the absence of fresh instructions the entire "copy" is repeated from the previous issue: 13 consecutive insertions, 5%; 26 consecutive, 10%; 52 consecutive, 15%.

**ADVERTISEMENTS** for these columns are accepted up to **FIRST POST ON THURSDAY MORNING** (previous to date of issue) at the Head Offices of "The Wireless World," Dorset House, Tudor Street, London, E.C.4, or on **WEDNESDAY MORNING** at the Branch Offices, 19, Hertford Street, Coventry; Guildhall Buildings, Navigation Street, Birmingham; 199, Deansgate, Manchester.

Advertisements that arrive too late for a particular issue will automatically be inserted in the following issue unless accompanied by instructions to the contrary. All advertisements in this section must be strictly prepaid.

Postal Orders and Cheques sent in payment for advertisements should be made payable to **ILLIFFE & SONS Ltd., and Co. Treasury Notes**, being untraceable if lost in transit, should not be sent as remittances.

All letters relating to advertisements should quote the number which is printed at the end of each advertisement, and the date of the issue in which it appeared.

The proprietors are not responsible for clerical or printers' errors, although every care is taken to avoid mistakes.

**NUMBERED ADDRESSES.**

For the convenience of advertisers, letters may be addressed to numbers at "The Wireless World" Office. When this is desired, the sum of 6d. to defray the cost of registration and to cover postage on replies must be added to the advertisement charge, which must include the words Box 000, c/o "The Wireless World." Only the number will appear in the advertisement. All replies should be addressed No. 000, c/o "The Wireless World," Dorset House, Tudor Street, London, E.C.4. Readers who reply to Box No. advertisements are warned against sending remittance through the post except in registered envelopes; in all such cases the use of the Deposit System is recommended, and the envelope should be clearly marked "Deposit Department."

**DEPOSIT SYSTEM.**

Readers who hesitate to send money to unknown persons may deal in perfect safety by availing themselves of our Deposit System. If the money be deposited with "The Wireless World," both parties are advised of its receipt.

The time allowed for decision is three days, during which time, if the buyer decides not to retain the goods, they must be returned to the sender. If a sale is effected we remit the amount to the seller, but, if not, we return the amount to the depositor. Carriage is paid by the buyer, but in the event of no sale, and subject to there being no different arrangement between buyer and seller, each pays carriage one way. The seller takes the risk of loss or damage in transit, for which we take no responsibility. For all transactions up to £10, a deposit fee of 7/- is charged; on transactions over £10 and under £50, the fee is 2/6; over £50, 5/-. All deposit matters are dealt with at Dorset House, Tudor Street, London, E.C.4, and cheques and money orders should be made payable to Illiffe & Sons Limited.

**THE SALE OF HOME-CONSTRUCTED UNLICENSED APPARATUS.**

**A New Service to our Readers.**

We have made an arrangement with the Patentees whereby readers who wish to dispose of a home-constructed receiver not licensed under the patents made use of, can license the set by means of the Deposit System referred to above.

The person desiring to sell, in sending us particulars for his advertisement, will in every case make use of a Box No., and should add to the price which he requires the amount of royalty customarily paid by manufacturers, viz., in the case of Marconi Patents the amount should be calculated at 12/6 per valve holder.

If the purchaser is satisfied with his purchase, the sum realised will be forwarded to the seller, less the amount due in respect of royalties, which amount will be paid by "The Wireless World" to the owners of the patents concerned, and a certificate will be handed on to the purchaser of the set.

**SPECIAL NOTE.**

Readers who reply to advertisements and receive no answer to their enquiries are requested to regard the silence as an indication that the goods advertised have already been disposed of. Advertisers often receive so many enquiries that it is quite impossible to reply to each one by post.

**BE WARNED  
in time!  
TEST YOUR SET  
SIFAM  
RADIO METERS**

Tell you everything  
you should know  
about your  
set

**NEW MODEL**

**POCKET VOLT METER**

Illustrated **9'6** below  
**HIGH RESISTANCE**  
**4,000 OHMS**

**MODERN Radio demands more than the sensitiveness of the human ear to regulate the tonal quality of reception. Use Sifam Radio Meters: they have set a new standard of accuracy for controlling plate and filament current which enormously improves the performance of any set. Trace distortion, avoid waste of expensive batteries and prevent sudden failures.**



Ask your dealer to show you the complete range of instruments.

**SIFAM ELECTRICAL INSTRUMENT CO., Ltd.**  
(Dept. W.)  
10a, Page Street,  
Westminster, London,  
S.W.1.

**MILLIAMMETERS.**  
Moving Coil 25/-, Moving Iron 10/-  
Ask for particulars of Volt and Ammeters.

*Remember!*

**TEST YOUR SET TO-NIGHT**

WITH A **SIFAM** GUARANTEED **METER**

and it won't let you down to-morrow.

M.B.30

**TANNOY**

**COMPONENTS**

**for MAINS UNITS**

We regret that owing to such heavy demands for our **COMPLETE UNITS** we are unable to supply from stock at the moment. Orders for components, however, will be despatched immediately.

Write or phone for lists.

**TULSEMER MANUFACTURING CO.**  
Tulsemer Rd., West Norwood, S.E.27

'Phons: Streatham 6731.

**RECEIVERS FOR SALE.**

**ALL-WAVE** Four and the Famous Everyman Four; high-class sets only, giving maximum efficiency; full particulars and prices on application.—H. Godwin, Woodcock Hill, Elstree. [0050]

**MARCONI** Offer 12/6 a Valve if You Exchange your Set. We offer to double the allowance in part exchange for any new set.—Chas. Rodwell, Ltd., London Bridge, S.E., or branches at Waterloo Station, S.E., 785a, Commercial Rd., E.14; 56, The Mall, Faring, W.5; 31, Walbrook, E.C.4. [0087]

**PAY** Later, buy now: Wireless sets, components, loud-speakers, etc., for deferred payments. Write or call for terms.—Ellis Nicholls and Co., 132, Caledon Rd., East Ham, London, E. [5914]

**EVERYMAN** Four Receiver in Oak Cabinet to specification, complete with P.M. valves, royalty paid, £14; Everyman Four coils, 25/- pair.—Warwick Radio Co., Warwick. [6151]

**GENERAL** Radio 2-valve Loud Speaker Set, complete with all accessories, makers' price £12, only used a few times for demonstrations, perfect condition, new batteries; £6/10.—115, Laycock Mansions, Laycock St., N.1. [6195]

**NEUTRALISED** Tuned Anode Three, new, Ceydon, Ferranti, Simmonds components, with valves, 100 volts Exide H.T. accumulators, royalty paid; £10.—Box 4125, c/o The Wireless World. [6184]

**4-VALVE** Neutrodyne Set for Sale; also the following: brand new G.E.C. cone loud-speaker, £6/6 model; Lucas low tension battery, 6 volt 50 a.h. actual and 135 volts high tension accumulator, 4-6v. power valves; guaranteed perfect; cost over £40, accept £20; cash or terms arranged.—S. L. Hopkins, 126, Long St., Birmingham. [6183]

**GEOPHONE** 2-valve Cabinet Set, with headphones, cost £13, almost new condition; what offers!—Jones, 32, Sydenham Rd., Bristol. [6176]

**6-VALVE** Igranio Super Heterodyne frame aerial, L.T. and H.T. accumulators, outfit cost £35 2 months ago, licensed; what offers!—Box 4093, c/o The Wireless World. [6175]

**DEAR** Wilfred.—Can you come round one evening and hear my new wireless set? It is a fine 4-valver and I got the whole outfit from a firm who supply on easy monthly payments. Sort of people you ought to go to. I sent for their catalogue to Desk W., New Times Sales Co., 77, City Rd., London, E.C.1. Yours ever, Gordon.

**DEAR** Gordon.—Queen Anne's dead! I've known about the New Times Sales Co. for years! Always get my stuff from them. Delighted to hear you 4-valver if you'll come round and hear my Sociable Three.—Yours ever, Wilfred. [0080]

**HART COLLINS** 4-valve Receiver (old model), complete with 4-valve Marconi licence tablet; £4; can be seen in London, S.W.10, by appointment.—Box 4126, c/o The Wireless World. [6189]

**ANGLO-AMERICAN** Six Receiver (loud-speaker and valves); £13 10.—Evans, "Thornycroft," Coleshill Rd., Ward End, Birmingham. [6227]

**I-VALVE**, with Marconi valve, H.T., phones, aerial, accumulators, coils, cabinet; best offer: over 35/-.—Lambert, 103, Ulct Rd., Liverpool. [6228]

**F. W. SMURTHWAITE**, Radio Engineer, for beautifully made radio apparatus at reasonable prices; every instrument is personally tested by me and guaranteed for 12 months.

**THE** Shielded Five, the finest long range receiver on the market to-day; a handsome set, simple to tune, with such power that any signal above the "noise level" will come in at full L.S. strength, and, most important of all, with perfect quality; perfect reproduction is guaranteed, the amplification being even right down to 50 cycles, whilst volume is under complete control; for the local station three valves only are used; everyone interested in better wireless reception is invited to investigate the merits of this instrument; the value is incomparable; price £20.

**2 I.F.** Everyman Four, "The Wireless World's" latest set; quick delivery; full details on application.

**EVERYMAN** Four, both types, All-Wave Four, Regional receiver, etc.; all beautifully made in seasoned oak or mahogany cabinets; finest possible components throughout.

**SHORT-WAVE** Receiving and Transmitting Apparatus of every kind; your enquiries will have my personal attention.

**SPECIAL** Bargains.—2-valve Geophone cabinet receiver, with doors and battery compartment, complete with valves, guaranteed indistinguishable from new; £6.

**ERLA** 5-valve Receiver, factory made model, an excellent selective long-range set, with 5D.E. valves; £12.

**F. W. SMURTHWAITE**, 15a, Onslow Gardens, Wallington, Surrey. 'Phone: Wallington 1982. [6230]

Mention of "The Wireless World," when writing to advertisers, will ensure prompt attention.

**Receivers for Sale.—Contd.**

**EPOCH ELECTRICAL SOCIETY.**—At your service.  
**EPOCH ELECTRICAL SOCIETY.**—Largest and most comprehensive selection of sets in London.  
**EPOCH ELECTRICAL SOCIETY.**—Compare the latest sets side by side in our demonstration room.  
**EPOCH ELECTRICAL SOCIETY.**—Two-valve loud-speaker sets, latest model: £5/10 complete, no extras.  
**EPOCH ELECTRICAL SOCIETY.**—All good makes from 5/9 to £100 to select from.  
**EPOCH ELECTRICAL SOCIETY.**—A guarantee of satisfaction with every set sold, or cash returned.  
**EPOCH ELECTRICAL SOCIETY.**—All sets installed free within 25 miles by our experts.  
**EPOCH ELECTRICAL SOCIETY.**—Epic service begins and not ends with every purchase.  
**EPOCH ELECTRICAL SOCIETY.**—Installments can be arranged on all sets of £10 upwards.  
**EPOCH ELECTRICAL SOCIETY.**—Bring your old set in part exchange for a new one.  
**EPOCH ELECTRICAL SOCIETY, Ltd.,** 53, Gracechurch St., E.C.3. Call, write or phone Radio 8570 (near Monument Station). [6209]

**COSSOR Melody Maker 3.** mahogany cabinet, £5/10 plus royalties, or with H.T., L.T., Coszor valves, and L.S., all best, £10/10, plus royalties; any sets made on receipt.—tunt, 222, Beach Hill, Luton, Beds. [6221]

**ALL "Wireless World"** Sets built embodying the finest components and workmanship, satisfaction guaranteed; the Everyman Four with potentiometer control and gramophone attachment for coil drive speakers; prices and demonstrations on application.—Matlock Radio Manufacturers. See page 31, advert. No. 6244. [6243]

**BATTERIES.**

**WET H.T. Batteries.**—Jars, 2 1/4 x 1 1/2 x 1 1/2, 1/3 doz.: zincs, 1/- doz.; sacs, 1/3 doz.; dozen cells complete (18 volts), 3/6; post 9d. extra; high efficiency, long life, upkeep practically nil; orders for 3 dozen or over packed in special carton with divisions for each cell, usable as container for complete battery; send 6d. for sample complete unit with instructions; write for free lists of wireless bargains.—W. Taylor, 57, Studley Rd., Stockwell, London. [0039]

**A.B. Dry H.T. Batteries.** Cost Less Than Many Other Makes; the fact that they are manufactured by Messrs. Thomson Houston et Cie. of Paris, is proof of their high quality; further, every battery carries a full and generous guarantee; usual sizes stocked; 60 volt, 100 volt, and grid bias, etc.; ask your dealer for same; if he cannot supply you write us direct; trade enquiries specially invited.—G. E. Ambatiello & Co., Ltd., Ambatiello House, Farringdon Rd., E.C.1. Telephone: Clerkenwell 7440. [0063]

**B.B.C. H.T. Batteries,** see advertisement, page 35.—British Battery Co., Ltd., Clarendon Rd., Watford, Herts. [0048]

**EXPERIMENTERS** must have reliance in their accumulators: test with a Utility syringe hydrometer for certainty; post free, 4/6, with full instructions; satisfaction guaranteed.—The Utility Syringe Hydrometer Co., Dept. D, 16, Howard Rd., Ilford, Essex. [0060]

**RADIOCELL Wet H.T. Batteries** give higher efficiency, longer life and cheaper service; jars (waxed), 2 1/4 x 1 1/2 x 1 1/2, 1/3 doz.; zincs, 1/- doz.; best quality sacs, 1/6 doz.; dozen cells complete, 3/6, postage 9d. extra; carriage paid on orders 3 dozen or over; send 6d. for sample unit and quotation for complete set (state voltage).—Radiozell Electrical Works, 81, Bayham St., London, N.W.1. [6203]

**INVENTOR** of High Tension Supply Unit (patent applied for), which operates from a 2-volt accumulator, would like to get into touch with manufacturer; this device, with an input of 2 volts 3/4 amps., gives output of 120 volts 4 milliamps. and proportionally greater output with 4 volts input; reliable and simple construction.—Box 4150, c/o The Wireless World. [6240]

**WHY Buy Accumulators or Dry Batteries?**

**LONDON'S** Leading Hire Service amazingly improves reception, saves time, trouble and money, no big outlay, no deposit, pay carman on each delivery; low tension service from 1/3 weekly, 1/8 fortnightly, and 2/3 monthly; fully charged and regularly delivered within 12 miles of Charing Cross.

**C.A.V.** High Tension Accumulator Hire Service from 5/- per quarter of 13 weeks; explanatory folder post free.—Radio Service, 105, Torriono Av., N.W.5. Phone: North 0623-4-5. [5587]

**SIX** Edison 20-volt 2-amp, 4,000-5,000 milliamps H.T. Accumulators, perfect condition; 45/-. B. V., 10, Parsifal Rd., Hampstead, N.W.6. [6224]


**CABINETS.**

**FIRM** Able to take Contracts for Wireless Cabinet Work; quotations on receipt of particulars or quantities.—196, Lewisham Rd., Lee Green 1206. [5719]



**Polar**

**Cam Vernier Coilholders**  
at the new  
**reduced prices**



Dial Coilholder, has indirect drive 2 1/2 to 1, perfect smooth movement. Slow-motion drive of 12 to 1 over 15 degree arc.

PRICE 5/-  
With extra long handle - 5/6



**"J" Type**  
Slow-motion either way over 10 degree arc. Three different movements accomplished with ONE KNOB.

PRICES  
2-way 3/-  
3-way 4/-  
With extra long handles 6d. extra.  
**Polar Products are guaranteed.**

Call at the nearest Polar Service Agent or any RADIO Dealer and examine these Components.  
**WINGROVE & ROGERS, LTD.,**  
 Proprietors of the Broadcasting Business of Radio Communication Co. Ltd.  
**Arundel Chambers, STRAND, W.C.2.**  
 LIVERPOOL, MANCHESTER, GLASGOW, NEWCASTLE.

**Cabinets.—Contd.**

**ARTCRAFT** Radio Cabinets and Panels for all "Wireless World" sets.

**ARTCRAFT** Cabinets made in Oak and Mahogany, properly trench polished, and are priced at 6/- to £11/11.

**ARTCRAFT** Cabinets made to any Specification or Design; estimates by return.

**ARTCRAFT** Illustrated Catalogue Free.—The Artcraft Co., 156, Cherry Orchard Rd., Crordon, Phone: Crordon 1981. [0040]

**DIGBY'S** Cabinets.—Table models in solid oak and mahogany, from 11/6 to 71/-. [0040]

**DIGBY'S** Cabinets, fitted with Radion or Resiston ebonite if required.

**DIGBY'S** Cabinets.—Pedestal model, with separate battery compartment; from 56/- to £12.

**DIGBY'S** Cabinets Made to Customers' Own Designs.

**DIGBY'S** Cabinets.—Write for new 16-page art catalogue.—F. Digby, 9, Banbury Rd., South Hackney, London, E.9. Phone: Clissold 5458. [5979]

**BAKER'S SELIURST** Radio for Coil Drive Speaker Parts and suitable pedestal cabinets.—89, Selhurst Rd., South Norwood, S.E.25. [6173]

**MASSIVE** Oak Pedestal Cabinets, Jacobean finish (as illustrated in "The Wireless World" in May 4th issue), new, improved and very substantial model now ready, stands 3ft. high, 2ft. 9in. wide, 15in. deep, for panel up to 26in. x 8in.; these cabinets are built to one standard size and will house almost all the best known and latest sets and circuits, including Everyman Four and Five, B.B.C. 3- and 4-valve sets; simple adjustable fittings permit any length of panel up to 26in. to be fitted; £5 carriage paid, or free delivery by our own van London and suburbs; may be inspected on van before acceptance; illustrated folder gives all details; write to-day.—G. E. Ambatiello and Co., Ltd., Ambatiello House, Farringdon Rd., E.C.1. Phone: Clerkenwell 7440. Grams: Ambatiello, London. [0056]

**POLISHED** Oak Cabinets, with moulded edges, hinged top and loose baseboard, 12in. x 7in. x 7in.; 10 6 post free; send for price list.—Phœnix Wood Engraving Co., 28, Market St., Manchester. [6221]

**COILS, TRANSFORMERS, ETC.**

**EVERYMAN** Four (both types), 11/- each coil with base, post free; All-wave Four, 33/- pair with base; specified materials only.—B. Rushton, 50, Hummer Rd., Wolverhampton. [6137]

**AERIAL** Grid Coils and H.F. Transformers for Everyman Four, with chart, showing over 40 stations (on L.S.), price 15/- each; H.F. transformers for the All-Wave Four, high and low wavelength, set of two and base, 35/-; all coils of highest quality materials and finish.—H. Goodwin, Woodcock Hill, Elstree. [0051]

**EVERYMAN** Four Coils, 28/- per pair; wound exactly to designer's specification, L.E.W. 27/42 Litzendraht wire, grooved spacers, polished ebonite bases, soldering tags on all positions; c.o.d. or cash with order; good discounts to trade.—New Era Wireless and Electrical Co., Hobmoor Rd., Small Heath, Birmingham. [6079]

**B & J.**—You can pay more for your Everyman coils, but you cannot buy better ones.

**B & J** Guarantee that their coils are at the very least as good as the best obtainable.

**B & J.**—Should this guarantee not be substantiated we guarantee that we will refund your money by return on receipt of the coils.

**B & J.**—Everyman coils, 30/- per pair, all types.

**B & J WIRELESS** Co., 2-3, Athelstane Mews, London, N.4. Phone: Mounthview 1635. [0043]

**TRANSFORMERS.**—20 to 1, the correct ratio for use with all standard types of gramophone pick-ups; increase the high frequencies, improve quality, and greatly increase total amplification; price 30/-, post free.—Baily, Grundy and Barrett, Ltd., 2, St. Mary's Passage, Cambridge. [6216]

**COILS** for Coszor Melody Maker, wound to Coszor specification, ebonite feet for mounting on baseboard; 7/6 each, by return post.—Below.

**EVERYMAN** Four Coils, 28/- per pair; wound exactly to designer's specification, L.E.W. 27/42 Litzendraht wire, grooved spacers, polished ebonite bases, soldering tags on all positions; c.o.d. or cash with order; good discounts to trade.—New Era Wireless and Electrical Co., Hobmoor Rd., Small Heath, Birmingham. [6079]

**COILS** Wound for any Special Circuit, exact to specification; Everyman Four, 25/-; "Wireless World" Five, 38/-; Everyman Three, 27/-; All-wave Four, 35/6; screen and base, 6-pin, 7/6; spacer grooved with screws set of 8, 1/-; tubes 3in. x 3/4in., 1/3; Litz wire, 27/42s, 1d. per ft.; coils for Coszor Melody Maker, 7/3 each; ebonite panel, 21in. x 7in. x 3/4in., drilled, 5/6; terminal strip, drilled, 2/-; discount to trade.—Norton, Bannerman and Co., Bradford Works, Hawksley Av., Sheffield. [6216]

**DRAWINGS AND DESIGNS.**

**DRAWINGS** and Designs, tracings, blue prints, etc., working drawings from your rough sketches, circuit diagrams; moderate charges and immediate attention.—Garrett and Spawforth, 92, Great Russell St., London, W.C.1. Fitzroy 1246. [6218]

**GRAMOPHONE PICK-UPS.**

**PICK-UP**—No need to buy a gramophone! Get a motor and tone arm from H. Maddison, manufacturer of gramophones and the famous wood horn for loud speakers.—The Allwoodern, 2a, Ronalds Rd., N.5. [5845]

**PICK-UP**, latest, used by 2LO for perfect gramophone reproduction; £4/4.—Demonstrations daily by W. J. Turberville-Crewe, M.Inst.R.E., 111, Prince's Park Av., N.W.11. Speedwell 3792. [6178]

**AMPLION** Concert Grand Loud-speaker Gramophone Attachment; 37/6; cabinet, tone-arm and horn extra if desired.—Vanes, Chemist, Weston-super-Mare. [6213]

**GRAMOPHONE** Pick-ups.—Transformers, ratio 20 to 1 for use with all standard types of gramophone pick-ups; improve quality and greatly increase total amplification, price 30/-. post free. Bailey, Grundy and Barrett, Ltd., 2, St. Mary's Passage, Cambridge. [6217]

**LOUD-SPEAKERS.**

**MIRROVOX** Loud-speaker, oval pleated polished aluminium diaphragm, mahogany mounted, looks like a mirror, perfectly wonderful reproduction, equal to any speaker double the price; try one on 7 days' approval; satisfaction or money refunded; £2/10, post free.—A. Brixer, Coldharbour Lane, Hayes, Middlesex. [5579]

**REPAIRS**—All loud-speakers repaired and maximum efficiency attained; 4/-, post free; every repair accompanied with a 3 months' guarantee; don't discard if burnt out; trade invited.—Transform, 115, Links Rd., Tooting, London, S.W.17. [0084]

**GOODMANS** Can Give Prompt Delivery of Moving Coil Units; the lowest prices consistent with highest possible grade workmanship; list MC3 on request.—Goodmans, 27, Farringdon St., E.C.4. [0089]

**REED** Movements.—Double acting reed movements specially designed to operate cones and other large diaphragms, extremely sensitive on small input, yet capable of enormous volume with sufficient input; will work up to a 3ft. cone with ease; no rattle or distortion; 27/6 each; fair allowance on Brown earpieces, or Lissenclois and other units in part exchange; send stamp for illustrated lists of these and seamless cones.—Goodmans, 27, Farringdon St., E.C.4. [0066]

**IF** You are in London Call and See Goodmans' Coil Drive and Reed Units before purchasing elsewhere.—Goodmans, 27, Farringdon St., E.C.4. [0090]

**COIL** Drive Units from Stock; the usual standard of workmanship associated with the name of Goodmans, 27, Farringdon St., E.C.4. [0091]

**UNITS** for Cone Speakers.—Highly efficient, patented, double acting reed movement, the result of years of experimenting; very sensitive to small impulses, but capable of handling enormous power without overloading, special resonance damping device, high class workmanship and keenest value yet offered, complete with fixings for attaching cone; fuller details, list of cones, complete speakers, etc., post free.—Everyman's Radio Service, Brent St., Hendon, N.W.4. Phone: Hendon 2378. [6026]

**KONEDOPE** Makes Home Constructed Diaphragms Air-and Damp-proof; tins sufficient for 2 large cones, 1/8 post free.—Everyman's Radio Service, Brent St., N.W. 4. [5851]


**LOUD-SPEAKER** Units, very substantial and well designed; post paid 10/-; money back if not satisfied.—Storrys, Ltd., Eastbank St., Southport. [6004]

**THE** New Goodman Junior Reed Movement; 14/6; the finest unit, at anywhere near the price, for driving cone and other large disc type speakers; this unit should not be confused with converted earpiece or gramophone attachments; second only in efficiency and performance to our double acting reed movement; full description in our illustrated lists, free on request.—Goodmans, 27, Farringdon St., E.C.4. [0092]

**MOVING** Coil Loud-speaker Parts.—I have been asked by everyone, including a representative of the "W.W." (who has heard my results) how it is obtained without untempered valves, stages of push, pull, and output transformer, and additional amplifier, etc. The result is that of many years experience with magnetic flux and 4 years with this type of speaker. The pot is of a grade of steel, of which I have used for the past 35 years with, of course, the required gauge and quantity of wire to suit the voltage and on a suitable high resistance coil of 2,000 turns 47G. wire (having designed and built a machine for winding same) mounted on a well-thought-out diaphragm (patents pending). When ordering coil give outside and inside dimensions and depth of gap.—Chas. Andrews, Hutton House, Hutton Hill, Erdington (Phone: 203) Birmingham. [0093]

**MOVING** Coil, as specified by Mr. Haynes, mounted on diaphragm flexible leads, with surround of rubber, ready to fit to plywood ring; 22/6; delivered from stock; other sizes and winding to specification, also other parts.—Andrews, Hutton House, Hutton Hill, Erdington, Birmingham. Erdington 203. [0095]

**"SOUND" VALUE**



**SUTROWN** Wireless Specialities are known the world over for marvellous value, and the "SONATA" Cone Loud Speaker is representative of Sutrown's tested range.

**32/6**

Carriage Paid  
Cash refunded if dissatisfied after three days' trial.

**THE "SONATA" CONE**

**LOUD SPEAKER**  
Sweet and Melodious  
SPECIALLY RECOMMENDED  
FOR 2 & 3 VALVE SETS

**THE SUTROWN Co.**  
115 Charterhouse Chambers  
LONDON - - E.C.1

**c.D.M.**

**FIXED CONDENSERS**

Manufactured under true scientific principles, are being incorporated in many sets requiring components of good British make.



Patent No. 275809.

Outer cases are of best Brown Bakelite, fitted with two convenient sized terminals and solder tags for making connections. Best Ruby Mica used for insulation, and one-hole fixing for which screw is provided. Each Condenser is tested and we guarantee to be correct to within 5%.

Above reproduction is the actual size.  
**QUALITY TELLS!**  
•00005 to •002 - - - - 2/- each.  
•0025 to •006 - - - - 2/6 "  
**Grid Condenser and 2 meg. leak - 2/6**

If your dealer does not stock, write direct to the sole manufacturer:

**C. D. MELHUISS,**

(Late Director and Works Manager Watnet Wireless Co. Ltd.)

8, Gt. Sutton St., Goswell Road, E.C.1.

Phone: Clerkenwell 7494.

Send for catalogue of our guaranteed products.

**Loud-speakers.—Contd.**

**DID** you See the Moving Coil Loud-speaker, built with Webson parts, manufactured by Star Engineering, at the Olympia Exhibition?

**IF** so, you would appreciate the high class workmanship and finish, which is the standard for all Webson parts manufactured by Star Engineering.

**WHEN** you Order Webson Parts, you obtain goods made by engineers and recommended by the principal wireless journals; see "Wireless World," August 10th and September 28th, 1927.

**FOR** Highest Efficiency, build your moving coil loud-speaker with Webson parts, manufactured only by Star Engineering, Didsbury, Manchester.

**YOUR** Name and Address, in block letters, will ensure you free lists per return post.—Star Engineering, Didsbury, Manchester. Phone: Didsbury 1765. [6157]

**BAKER'S SELHURST** RADIO for Coil Drive Loud-speaker Parts, as described in "Wireless World," April 13, August 10, and September 28; we manufacture everything at our works, from the pot castings to the finished article; we are thus able to sell a superior article at a reasonable price; all parts are available for inspection; call at our works and judge for yourself the superiority of our parts over all others available. 42, Cherry Orchard Rd., East Croydon Station (20 minutes main line from Victoria Station).

**BAKER'S SELHURST** RADIO for Coil Drive Loud-speaker Parts, described by F. H. Haynes in "Wireless World," September 28.

**BAKER'S SELHURST** RADIO for Coil Drive Loud-speaker Parts.—Quick delivery of magnet units with field windings for use with accumulators or D.C. mains, as required.

**BAKER'S SELHURST** RADIO for 2in. Moving Coils, lightest made.

**FRAMES** and Cradles specially constructed to enable unit to be assembled in a few minutes without tools, from Baker's Selhurst Radio; quick delivery.

**IMPORTANT**—All coil drive speaker parts supplied by us are constructed by highly skilled engineers of the best possible materials, as we do not depart from specifications given in "The Wireless World" you are assured of good results; we manufacture everything, from the pot castings to the finished article.

**WE** have received testimonials from all over the country and also from Belgium, Holland and Italy, expressing complete satisfaction with the parts and surprise at the wonderful results obtained.

**WE** shall be glad to show you all our coil drive speaker parts at our works at Croydon at any time.—Baker's Selhurst Radio, 89, Selhurst Rd., South Norwood, S.E.25. Works: 42, Cherry Orchard Rd., East Croydon. Phone: Thornton Heath 1488. [6172]

**AMPLION** Radiolux Loud Speaker, large model, perfect condition; £3/3; can be seen in London, S.W.10, by appointment.—Box 4127, c/o The Wireless World. [6190]

**BROWN Q** Type Loud Speaker, as new, £15/15 model, mahogany frame, polished aluminium horn, blue bird, beautiful instrument; £10/10.—59, Dowsett Rd., Bruce Grove, N.17. [6196]

**AMPLION** Speaker, oak horn; 32/-.—43, King's Av., Watford. [6179]

**COIL** Drive Loud-speaker Parts to Suit Your Requirements; lists free. Manufactured under the personal supervision of W. J. Turberville-Crewe, M.Inst.R.E., 111, Prince's Park Av., N.W.11. Speedwell 3792. [6177]

**WOOD** Horns.—Illustrated list of new models ready; there's one for every speaker base and gramophone attachments.—Maddison, Manufacturer of the Allwoodern, 2a, Ronalds Rd., N.5. [5845a]

**DIAPHRAGM** Dressing, which has stood the test of over 2 years and given universal satisfaction. See you get Dilac. It is not the usual amy acetate 7 celluloid medium; 1 3 and 1 9 per jar, post free; bronze, gold, or silver stocked.—Goodmans, 27, Farringdon St., E.C.4. [0067]

**VAUGHTON**, Wireless Instrument Maker, 88, Vyse St., Birmingham. Tel.: Mivyse, Birmingham.

**VAUGHTON**.—Guaranteed parts for coil drive loud-speaker described in "Wireless World," September 28th.

**VAUGHTON**.—Accurately machined magnet pot casting, 17/6; frame, 17 6; moving coil, 7/6.

**VAUGHTON**.—Brass bobbins, exact to specification, 5/6; plywood rings, 2/-; ebionised ditto, 2/6.

**VAUGHTON**. Wire (D.C.C.) (for above): 14 S.W.G., 2/-; 16 S.W.G., 2/2; 18 S.W.G., 2 5; 20 S.W.G., 2 10; 22 S.W.G., 3 4; 24 S.W.G., 4 -; 26 S.W.G., 4 10; 28 S.W.G., 5 6; 30 S.W.G., 7 3; 34 S.S.C., 10 2; 38 S.S.C., 17 6 per lb.

**VAUGHTON**.—Winding of field coils, quotations on application to our agents or direct to us.

**VAUGHTON**.—Diaphragm paper or any parts required; quotations on application.

**VAUGHTON**, Wireless Instrument Maker, 88, Vyse St., Birmingham. Tel.: Mivyse, Birmingham. [6232]

Mention of "The Wireless World," when writing to advertisers, will ensure prompt attention.

**Loud-speakers.—Contd.**

**DANCE** Hall and Picture House Proprietors, gramophone salons retailers pursuing a better quality reception policy, and all connoisseurs use the Marlow M.O. Super; delightful on simple det. L.F. Mnestic on real amplifier; demonstrations daily at 1, Church St., Loddles, Birmingham.

**BLACK COUNTRY** Readers, Marlow M.C. Super; sales and demonstrations daily by Percy Hill and Co., Wednesbury. [6171]

**VALVES.**

**TRIOTRON** Dull Emitter Valves, 2 volt, 4/6, power 7/6; highly recommended; guaranteed and post paid.—Storrys, Ltd., Eastbank St., Southport. [6003]

**5/—**—British valves: 2-volt .06 H.F. and L.F., 2-volt .1 H.F. and L.F., 2-volt .25 P.V., 4-volt .06 H.F. and L.F., 4-volt .1 H.F. and L.F., 4-volt .12 P.V., 6-volt .1 H.F. and L.F., 6-volt .25 P.V.; all one price, 5/- each, and all guaranteed; trade supplied; write your name and address clearly.—H. Howarth, British Valve Depot, 288, Deansgate, Manchester. [5987]

**SCREENED** Grid Valves

**TRUE A.P.** 412 S.G. for non-neutralised H.F. amplification, super R.C. amplification, and anode bend rectification; this is the only S.G. valve with a triple purpose; amplification factor 110, standard 4-pin base; write to-day for full data of all the A.P. 4-electrode valves.—Aneloy Products, 36, Hindmans Rd., E. Dulwich, London, S.E.22. [5539]

**A.P.** 4-electrode Valves are winning through on merit alone.

**BECAUSE** they offer you a new field and a new interest.

**BECAUSE** they really have great advantages with no attendant disadvantages.

**BECAUSE** practically the whole of the money paid for an A.P. valve goes into your valve, not lavish publicity.

**BECAUSE** the published curves and data tell the whole truth and nothing but the truth.

**BECAUSE** they are also the valves for you if you don't wish to alter your set in any way, but merely have a watchful eye upon the biggest item in your running costs—H.T. batteries.

**BECAUSE** it isn't necessary to install a complete new set of valves right away; any A.P. 4-electrode can be used in conjunction with existing 3-electrodes.

**SEND** a postcard to-day for X-ray photographs and characteristics of the A.P. family.

**ANELOY PRODUCTS**, 36, Hindmans Rd., East Dulwich, London, S.E.22. Phone: New Cross 4074.

**OSRAM DE.5**, Burndept LL:525, as new; offers: Atkinson, Rosemead, Moormead Drive, Ew.1, Surrey. [6197]

**FREE**—For a limited period only we are giving a grid leak free with every Wadco valve; Wadco valves are the finest obtainable and at prices that suit your pocket: 2-, 4- and 6-volt general purpose types, 7/6 each; 2-, 4- and 6-volt power types, 9/6 each; 4- and 6-volt super power types, 11/6 each; all dull emitters; trade enquiries invited.—W. A. Davis and Co., 10, Cloth Market, Newcastle-on-Tyne. [6214]

**CHARGERS AND ELIMINATORS.**

**ACCUMULATOR** Chargers (A.C.), 45/- complete, post free; also components for same and for A.C. battery eliminators; fully guaranteed.—Stafford O'Brien and Partners, Ltd., 66, Victoria St., S.W.1. [0052]

**PHILIPSON'S** Safety High Tension Eliminator for D.C. Mains, 200 to 250 volts, no hum or ripple, gives 7 voltages from 60 to 135 volts, maximum output 38 M.A.; fitted in well-finished oak cabinet, price 22/19/6, carriage paid.


**PHILIPSON'S** Safety High Tension Battery Eliminator for A.C. Mains, 200-250 volts, gives voltages from 20 to 120 volts at 20 M.A. discharge, and grid bias 5 voltages from 2 to 12 volts, maximum current output 50 M.A.; fitted in well-finished oak cabinet, £5/19/6, royalty 12/6; 12 months' guarantee given.

**PHILIPSON and Co. Ltd.**, Radio Engineers, Holland St. Works, Astley Bridge, Bolton. Phone: 2038 Bolton. Telegrams: "Safety," Bolton. [0081]

**MAKE** Your Own High Tension Eliminators and Battery Chargers using Croix super-power transformers and filter chokes, guaranteed for one year; wiring diagrams free; set of parts from 16/6; write to-day, stating A.C. or D.C. mains.—The Wholesale Wireless Co., 103, Farringdon Rd., London, E.C.1. [0088]

**AEROPLANE** Quality, submarine prices.—Power transformers, output 150-0-150 v., 50 m.a. and 5 v. L.T., 17/6; chokes, 5/6; kit of components for H.T. eliminator, full wave rectification, output 150 v., 50 m.a., 52/6; send p.c. for full lists.—Simpson, Jesmond Place, Leeds. [6012]

**H.T. Battery** Eliminator, 200 volts, D.C., 60 and 120 tappings; £2, cost £3/10.—H. N. 1, Ethelton Rd., Uxbridge Rd., Shepherd's Bush, W.12. [6223]



**"Utility"**

**MICRO-DIAL**

This New Micro-Dial incorporates the same excellent mechanism as our previous model, but is improved by an aluminium dial surveyed by a hair-line and cursor which obviously make readings of the adjustments much easier. Clockwise or anti-clockwise readings can be made. Price 7/6

**YOU DON'T  
EXPERIMENT  
WHEN YOU BUY**

**Utility**

**GUARANTEED**

**COMPONENTS**

They have been satisfying Wireless enthusiasts for years and are the best you can buy irrespective of price. Write us for Free Lists to-day of these and other Components including Variable Condensers, Neutrodyne Condensers and Anti-Capacity Switches, etc.

**WILKINS & WRIGHT, Ltd.**  
Kenyon St., Birmingham.

**"Utility"**

**MICRO-DIAL**

This is the original famous "Utility" Micro-Dial which facilitates accurate adjustment of the condenser and permits the finest possible tuning. The centre knob controls Vernier adjustment, and backlash is impossible. For use with all makes of Condensers. Price 7/6



**Chargers & Eliminators.—Contd.**

**THE** New Grand H.T. Unit, direct current, prices reduced 20%, quality unchanged, guaranteed 12 months, cash refunded if dissatisfied after 7 days' trial; 3 models, 60v. 19/6, 60v. and 100v. 23/6, 60v., 90v. and 120v. 27/6; c.o.d. 2/- post free.—Patentes, S. E. Grand, 88, Fenchurch St., E.C. [6170]

**ARPO** De Luxe D.C. High Tension Eliminators, 6 tappings, for 1 to 6-valve receivers, mahogany cases; 60/- guaranteed 6 months.

**ARPO** Binocular Smoothing Chokes, laminated core, most efficient: 15/-.

**ARPO** Resistances tapped 10 points, 10,000 ohms, for 230 volts mains; 6/-—Arnold Pochin and Bros., Trafford Park, Manchester. [6085]

**A NEW** D.C. Eliminator by a firm specialising in the very best of workmanship, components and construction, regardless of the competition of cheap jacks and their cheap(?) results; our customers will recall "An Introduction" to the effect in our earlier catalogues; our new model gives a range of 1 to 10 tappings, 10 to 150 volts, output 50 m.a.; can be used on any receiver where direct current is available; absolutely foolproof and guaranteed 6 months; quality, excellent results, and a guarantee; you may have these at a reasonable cost; price 39/6 complete; postage and packing free.—The Harton Radio Engineering Co., Ossett, Yorks. [6222]

**WIRE.**

**LITZ** Wire (Lewcos), 27/42s, any length, at 1d. per ft., 50yds., 11/6; 9/38s, 4/- per 50yds., post free.—Stoner's Radio Service, 42, Wellesley Rd., Wanststead, E.11. [6182]

**COMPONENTS, ETC., FOR SALE.**

**BELLING-LEE** Panel Fittings are designed to give an expert finish to any home-constructed set; catalogue post free.—Belling and Lee, Ltd., Queensway Works, Ponders End, Middlesex. [0018]

**STORRY** Bargains.—Amplion Siftron loud-speaker filters, protects loud-speaker windings, improves tone, usual price 33/-, offered at 12/6; Cleartron variable condensers, 4/11; post paid and guaranteed.—Storry's Ltd., The Wireless Mart, Eastbank St., Southport. [6002]

**DECKOREM** Components are the finest you can include in any set you build. Write for free catalogue.—A. F. Bulgin & Co., 9.11, Cursitor St., London, E.C.4. [5881]

**CHAKOPHONE** Tuning Unit with Reaction, 300-2,000 metres, complete with instructions, 8/-; Everyman Four coils (Chakophone), boxed with "Wireless" booklet, 31/-.

**TUNSWELL** Coils, 25, 35, 50, 75 1/6 each, 100 1/8, 150 2/3, 175 2/6, 200 2/9, 250 3/3, air spaced, robust, efficient; special lines: Wanderplugs, 1/3 doz.; terminals, with nut washer and indicating label, 2 B.A. pillar, 4 B.A. W.O., 2 and 4 B.A. phone, 2/- doz.; plated, 2/6 (state markings); coil holders, 2-way B.B. 2/6, geared 2/9; switches, push pull, 11d.; S.P.D.T. on ebonite or porcelain, 9d.; P.D.P.T. on porcelain, 1/6; red and black flex, 1/6 doz. yards; R.C. cable, 2 mm. 1/-, 4 mm. 1/9, 5 mm. 2/3 doz. yards; insulated staples, 1/9 100.

**POSTAGE** up to 5/- 6d., over 5/- free; send us your enquiries.—Radio Supplies Co., 37, Bedford St., Leamington Spa, Official Traders and Repairers to Radio Society of G.B. and Wireless League. [5685]

**REED** Movements.—Double acting reed movements specially designed to operate cone and other large diaphragms, extremely sensitive on small input, yet capable of enormous volume with sufficient input, will work up to a 3ft. cone with ease, no rattle or distortion; 27/6 each; fair allowance on Brown A earpieces, or Lissenolas and other units in part exchange; send stamp for illustrated lists of these and seamless cones.—Goodmans, 27, Farringdon St., E.C.4. [0049]

**LAKER** 30ft. Handsome Steel Mast; 22/6.—See descriptive advertisement, page 35. Easily erected. [0021]

**A.J.S.** Headphones, light, strong, adjustable makers' guarantee, list price 15/-; on 7 days' approval; satisfaction or money refunded; 10/6, post free.—A. Brixey, Coldharbour Lane, Hayes, Middlesex. [5578]

**AERMONIC** Valve Holders are the finest value in British made components; model H antimicrophonic, 1/6 each.

**GRID** Leak Holders for Vertical or Horizontal Mounting, Bakelite mouldings with adjustable springs, fitted terminals, Aermonic No. 1; 1/-.

**ANGLE** Bending Pliers, Aermonic; one nip of the jaws bends wire to a right angle, indispensable for workmanlike wiring; price 2/- each.

**GRID** Leak Clip for Mounting Direct on the Wires, Aermonic No. 2; 4d.; if your dealer does not stock, write for free list to the manufacturers.—James Christie and Sons, Ltd., West St., Sheffield. [0078]

**TANTALUM**—Tantalum metal sheet for A.C. rectifiers, tungsten, molybdenum, selenium, woods, metal, crystals.—Blackwell's Metallurgical Works, Liverpool. [5745]



**Components, Etc., for Sale.—Contd.**

**ALL-WAVE** Coils (May 11th), pair with 6-pin base; 42/6.—Jennens, below.  
**EVERYMAN** Coils, 3, 4, 5, on ebonite bases; 15/- each.—Jennens, below.  
**TUBES**, 3in. x 3 1/2in. genuine Mikopac; 1 1/4, 2 2/6, 3 3/6.—Jennens, below.  
**SPACERS**, grooved, with screws, 8 aerial or anode, 1/-; All-wave 6 short, 1/-; 12 long, 2/6.—Jennens, below.  
**LITZEN** Wire (Lewcos 27/42), to wind 70 turns; 4/8.—Jennens, below.  
**WYCHE** Switch, 2-way, 1/3; both battery, 1/6.—Jennens, below.  
**LOWE** Multiple Valves, 3 I.F. and 2 H.F.; write for price and particulars; trade enquiries invited for all above.—Jennens Radio, 30, Chapel St., Birmingham. [0075]

**DECKOREM** Components are the finest you can include in any set you build. Write for free catalogue.—A. F. Bulgin & Co., 9-11, Cursitor St., London, E.C.4. [5882]

**REPAIRS**.—All transformers repaired and maximum efficiency attained; 4/-, post free; every repair is accompanied with a 3 months' guarantee; don't discard if burnt out; trade invited.—Transform, 115, Links Rd., Tooting, London, S.W.17. [0083]

**REPAIRS**.—All headphones repaired and maximum efficiency attained; 4/-, post free; every repair is accompanied with a 3 months' guarantee; don't discard if burnt out; trade invited.—Transform, 115, Links Rd., Tooting, London, S.W.17. [0085]

**SCREEN** Coils—Split primary aerial, 250-550, 1,000-2,000, 5/6; split primary, H.F., 250-550, 7/6; 1,000-2,000, 7/6; split secondary H.F., 250-550, 7/6; 1,000-2,000, 11/-; 6-pin Bakelite base, 2/- each.—Below.

**EVERYMAN** Four Coils, complete with base; aerial, 15/-; transformers, 15/-; 28/- set.—Below.

**HYDRA** Fixed Condensers, tested 500 volts: .25 M.F., 2/-; .5 M.F., 2 3/4; 1 M.F., 2 6/6; 2 M.F., 3/6 each; other capacities in stock.—Below.

**VARIABLE** Condensers.—S.L.F. .0003, .0005, 7/6 each; L.M.L. .0005, .00025, 10/6.—Below.

**SUPER** Filament Resistances, 7, 15, 30 ohms, panel or baseboard types; 2/6 each.—Below.

**VALVE** Holders, antimicrophonic; 1/6 each.—Below.

**H.F.** Chokes and Anode Resistances, 60,000, 80,000, 100,000 ohms; 5/- each.—Below.

**LITZ** Wire, 27-42, 20 yards, 5/-; 50 yards, 12/-; 9-40, 150 yards, 9/6; other lengths pro rata.—Below.

**PAXOLIN** Tubes, 3in. x 2 1/2in., 1/6 each; ebonite spacers and screws complete, 2d. each.—Obtainable all dealers or Stone Mfg. Co., 108-9, Great Saffron Hill, London, E.C.1. [0068]

**ANY** Radio Component Supplied from Stock at List Price; no extra charge for postage; advice given.—Storrs, Ltd., The Wireless Mart, Eastbank St., Southampton. [6005]


**RESISTANCE** Capacity Coupling Units.—First stage, Anode R. .5 meg., second stage, anode R. 2 megs., both stages; grid leak, 5 megs.; condenser, .001 ind.; Pye anti-microphonic valve-holder, mounted on rimrod base; 7/6 cash, 8/6 c.o.d.—C. H. P. Niter, F.R.A., Radio Corner, 243, Selhurst Rd., South Norwood, S.E.25. [6134]

**LAKER** 30ft. Handsome Steel Mast; 22/6.—See descriptive advertisement, page 24. Easily erected. [0022]

**SPECIAL** Offer of Famous Burndept Goods, now deleted from catalogue: Peter Pan loud-speakers, 2,000 ohms, bargain price 12/11; crystal detectors, originally 4/-, bargain price 2/6; hot wire ammeters, 0-1.5 amp., bargain price 8/11; .0002 condensers, bargain price 3/11; 3-way coil holders (geared), bargain price 5/11; 2-way ditto, bargain price 5/11; Dubilier grid leaks (1 meg. and 3 meg. only), bargain price 1/3; concert coils (set of 4), bargain price 5/6; rheostats, 1.4 ohms, to control 3 valves, bargain price 1/11; vernier condensers, bargain price 1/11; valve holders, bargain price 6d.; fixed resistors, bargain price 9d.; dual anode condensers, .0002 low loss (coupled up these set 5/3), bargain price 5/11; ditto with vernier, bargain price 8/11; Ethodyne, originally £75, bargain price £35; wavemeter rejector, a carefully designed wave trap or filter, originally £4 5, bargain price 22/6; telephone transformers, bargain price 8/11 each; Ethophone V (4-valve set), originally £30, bargain price £12/12 (1 only to offer); loud-speaker wall brackets, in oak or mahogany, bargain price 4/6. All the above Burndept goods are in original packages, and undamaged goods will be exchanged for any others, if purchaser wishes, within 7 days. We also offer Marconi 2-valve amplifiers, bargain price 52/11; Marconi 1-valve amplifiers, bargain price 32/11; T.M.C. headphones, originally 17/6, bargain price 10/11; T.M.C. amplifying panels, bargain price 14/11; T.M.C. detector panels, bargain price 12/11. Enquiries from traders invited for quantities.—Obtainable only from Chas. H. Rodwell, Ltd., London Bridge, S.E.1, and at the following branches: 31, Walbrook, E.C.4; 785a, Commercial Rd., E.14; 56, The Mall, Ealing, W.5; Waterloo Station (Main Entrance), Waterloo Rd., S.E. [0086]

**“VARO-FIX”  
RHEOSTAT**

6, 15, or 30 OHMS. 1/2 each.



The new model is built upon an aluminium base which carries a special spring slider, making a positive contact with the resistance element, which is removable, and can be replaced with others of different value. It is very compact, occupies but little space, and can be put near to valve holders, thereby reducing the wiring—a desirable feature in modern Radio Receivers.

**LAMPLUGH  
BRITAIN'S  
BEST RADIO**

S. A. LAMPLUGH LTD., King's Rd., Tyseley, BIRMINGHAM.

Representatives for London and Southern Counties.—G. C. Shore & Co., 28, Newman Street, Oxford Street, W.1.

**More Power to your Wireless!**

**“LEION”  
RADIO POWER UNIT**

(See "Wireless World," May 4, 1927)

It gives steady, silent power—volume without background. To B.E.S.A.

Specifications.  
5 years Guarantee.  
MAKERS:  
**P. B. G. Ltd.,**  
10, Vyse St., BIRMINGHAM.

For all types of D.C. Supply.



H.T. & Charger.

Agencies Vacant.

**Components, Etc., for Sale.—Contd.**

**CONSTRUCTOR**.—Fit the Delephone aerial tuner and dispense with plug-in coils, special model made for baseboard mountings, 250-4,000 metres; price 2/6; send for descriptive leaflet.—F. and F. Deal, 283, Shirley Rd., Southampton. [5844]

**DECKOREM** Components are the finest you can include in any set you build. Write for free catalogue.—A. F. Bulgin & Co., 9-11, Cursitor St., London, E.C.4. [5883]

**SPECIAL** Offer of Famous Burndept Goods, now deleted from catalogue: Transmitting leaks, our price 7/6; transmitting power unit (1 only), converts alternating current, input 200-220 volts 50 cycles, output 75 milliamps. of rectified smooth D.C. at 500-1,000 or 1,500 volts, list price £75, our price £24/10; transmitting inductor (1 only), 100-130 metres, list price £35, our price £12/10.—Chas. H. Rodwell, Ltd., London Bridge, S.E.1. [0094]

**BRANDES** 111A 3-valve receivers, £6 15s. royalties extra; Brandes condenser, 0005 15/6, .0003 15/-; Brandes headphones, 13/6; all speakers (Brandes) in stock; Marconi all-power unit, D.C. £6 10, A.C. £9; H.T. supply units, D.C. 1-2 valves, 35/-; for multi-valve sets, £4 2/6; when ordering kindly state voltage of mains.—Radio Service Depot, 678, Wash, wood Heath Rd., Birmingham. [5447]

**KAVNITE** Components for Mains Rectifiers.—D.C. units from 25/-; call or send for particulars.—The Lisle Radio Co., 37, Lisle St., W.C.2. [6074]

**TELETRON**.—The one wire long distance remote control, the simplest remote control to install, one wire only required; private houses, Teletron will enable you to control the receiver from any room; estates, Teletron can link up all outlying cottages to one central receiver, a single wire covers any distance; Teletron is invaluable for institutions and hospitals; Teletron can be used with any type of receiver; price 35/6, post free.—Baily Grundy and Barrett, Ltd., 2, St. Mary's Passage, Cambridge. [6028]

**BURNDIPT** 7-valve Super-het., perfect condition internally, complete with valves and set of coils, 30-3,000 metres, about 50 stations on open aerial, £12, or offer; one standard Bowyer-Lowe short wave receiver, with valves and 3 inductances, 20-100 metres, £5; one W.D. Mark II. wavemeter, send or receive on 100-3,000 metres, accuracy guaranteed, £2; several S.L.F. condensers, .0003 and .0005, with dials all new, 3/- each; 1 Edison-Bell cone speaker, 16/-; 1 Exide 6v. 60a. actual accumulator, £1; several standard valves, all 3 1/2 volts, Marconi, B.T.H., etc., 4/- each; sent on approval or seen Saturdays and Sundays.—J. A. Carpenter, 257, Shirland Rd., Maida Hill, W.9. [6198]

**IF** you are building a new set, send a list of your requirements and we will quote a low inclusive price; bargain list free. Selby and Co., 6, Hauberk Rd., Lavender Sweep, S.W.11. [6194]

**EXHIBITION** Five Components for sale, including Cydon condensers, R.S. transformer, Lewcos coils, etc.—149, Albert Rd., Leyton, E.10. [6193]

**QUICK** Sale.—Bowyer-Lowe Super-het. transformers and coupler, £2 10; A.J.S. hexagonal frame, as new, £2; 2 Mullard H.E.3 2-volt valves, 5/- the pair; Transatlantic 5-valve transformer, coupled L.F., £7 10 (complete with valves), BM. EXN9. W.C. [6188]

**MAGNAVOX** 2-valve Power Amplifier, with D.E. 8 valves, £3; also new Geophone standard cone speaker, £4 4; and Geophone gramophone pick-up, £1 15. R. Richardson, 67, Calless Av., Harborne, Birmingham. [6187]

**AMATEUR'S** Surplus. Best stuff at sacrifice prices; send for list.—Bamber, Brook Rd., Whichurch, Salop. [6174]

**LAKER** 30ft. Handsome Steel Mast; 22/6.—See descriptive advertisement, page 24. Easily erected. [0023]

**DECKOREM** Components are the finest you can include in any set you build. Write for free catalogue.—A. F. Bulgin & Co., 9-11, Cursitor St., London, E.C.4. [5884]

**EPOCH ELECTRICAL SOCIETY**.—All standard lines and best foreign components in stock; mail orders despatched same day.

**EPOCH ELECTRICAL SOCIETY**.—Constructors' requirements specially catered for; let us quote for your kit.

**EPOCH ELECTRICAL SOCIETY**. Buy from Epoch and be safe. Guaranteed goods only stocked.

**EPOCH ELECTRICAL SOCIETY**.—If you experiment for enjoyment's sake, buy your parts from us. If you want a guaranteed set, let our experienced engineers build it for you.

**EPOCH ELECTRICAL SOCIETY**.—Parts for all Wireless Press circuits at lowest prices.

**EPOCH ELECTRICAL SOCIETY**.—Bring your old components in part exchange for new ones.

**EPOCH ELECTRICAL SOCIETY**.—Repairs, re-wiring, modernising, etc., carried out by real experts. Consult our experts upon your problems; no charge or obligation.

**EPOCH ELECTRICAL SOCIETY, Ltd.**, 53, Gracechurch St., E.C.3. Call, write or phone Royal 8570 twenty yards from Monument Station [6208]

Mention of "The Wireless World," when writing to advertisers, will ensure prompt attention.



**Components, Etc., for Sale.—Contd.**

**SIMMONDS BROS.**, Shireland Rd., Smethwick.  
**COIL Prices.**—Everyman Four, 33/- pair; Everyman Three, 35/-; All-wave Four, 42/6; New Everyman Four, 33/-; "Wireless World" Five, 50/6 set of 3; Regional short-wave, 34/6 pair, long wave, 48/6 pair, bases, 6/- the two; Empire broadcast coil, mounted, 8/6; chokes, 7/6 pair; Quality Three coil, 16/6.  
**SCREEN Prices.**—Everyman Four, 4/6; Everyman Three, 4/-; All-Wave Four, 5/-; New Everyman Four copper box, 17/6; Empire broadcast cabinet, £2.  
**BERCLIF Valve Holder** is Essential for all high-frequency valves and short-wave work; approved by the experts, price 2/9. Dealers please send for sample c.o.d. Readers and the trade supplied with all above; component lists and test report on coils free from the original Everyman specialists.

**SIMMONDS BROS.**, Shireland Rd., Smethwick. 15954

**A MATEUR'S Surplus.**—R1-Varley super S.L. transformer, new, 20/-; R1 Varley R.C. coupler, type A, new, 15/-; Lewcos binocular aerial coils, 250-550, new, 7/6; 1,000-2,000, new, 9/6; Colvern S.P.H. F.T., 830-2,500, new, 7/6; also second-hand Sterling L.F. choke, 5/-; Cosinos R.C. coupler, 4/-; Varley 250,000 resistance and base, 5/-.—Box 4124, c/o *The Wireless World*. 61186

**BROWN Crystal Amplifier** for sale, practically new, perfect condition; also 4-volt battery, £3.—Kent Grammar School, Wembley. 61181

**ANY Component or Parts** for "Wireless World" circuits supplied exact to specification; we specialise in Everyman transformers, etc., and guarantee efficiency; prompt service and goods carriage paid.

**AN Expert Staff** Ready to overhaul or advise you about your set.

**MATLOCK RADIO MANUFACTURERS**, Matlock House, Woodberry Grove, Finchley N.12, Phone—Finchley 2837. See page 27, advert No. 6243. 6244

**EVERYMAN Coils** for the new Two H.F. Four, complete with bases, short wave, 15/- each, 40/- set of three; long wave, 17/6 each, 47/6 set of three; bases, 2/- each, 5/- set of three; complete set, six coils and three gascos, £4, post free; every coil absolutely guaranteed to "Wireless World" specification.—Garrett and Spawforth, 92, Great Russell St., London, W.C.1. 62119

**LAKER 30ft. Handsome Steel Mast**; 22/6.—See descriptive advertisement, page 24. Easily erected. 60035

**COMPLETE Set of Parts**, less woodwork, ready to assemble, as certified by Mr. Haynes in September 28th issue; £5/12/6, plus carriage.—Andrews, Hunter House, Erdington. 203. 6245

**FOR Elstree Six.**—4 Clydon dual condensers and dials, £3 15; 2 sets Dinics long and short wave and bases, £1/10; set of neutralising condensers and reaction condenser, £1; set of Varley resistances, 1 potentiometer, Lissen, 15/-; one G.E.C. 2-valve amplifier, L.F., £1/15; one Etesca aerial tuner, 10/-; 2 R.I. anode tuners, 10/-; one Lissen H.F. choke, 7/3; one M.I.C. aerial tuner, 10/-; one Success L.F. choke, 5/-; 6 Igranite resistances, 6/-.—H. C. Greaves, Princess St., Llanelli. 6205

**A MATEURS!**—Some more block condensers for H.T. eliminators: 4 mfd., 4/10; 3x0.5 mfd. together, 4/-; Dix-ometer, 40/-; Ferranti 30-ma, 7.5, 100-voltmeter, original 47/6, bargain 40/-; A.F.3. 20/-; A.F.5. 27/-; oak cabinet octagonal cone loud speaker, 20/-; silver plated stranded phosphor-bronze aerial wire, lower electronic resistance, means better reception, 100ft., 6/-; etc., etc.; all perfect.—Liang, 7, Campden House Rd., W.8. 6207

**BROWN'S Latest Crystal Amplifier**, 58/-; Everyman Four Coils, W. and W., 25/-; Kaynite coil winding machine, 15/-; all as new.—Day, Grove St., Summertown, Oxford. 6210

**EXPERIMENTER'S Surplus**, e.g., British headphones, 1/6; stamp for list.—Lambert, 103, Ullet Rd., Liverpool. 6229

**DECKOREM Components** are the finest you can include in any set you build. Write for free catalogue.—A. F. Bulgin & Co., 9-11, Corsitor St., London, E.C.4. 5885

**A MATEUR'S Surplus.**—Wamel choke, 8/6; 11 Atlas coils, 25 to 300, 15/-; Eureka aerial and H.T. transformers (cost 17/6 each), 15/- pair; Ducon plug, 3/6; Bretwood first and second stage L.F. couplings (cost 20/- each), 15/- pair; Mullard 4-electrode, 6/-.—BM/VCOR, W.C.1. 6233

**NO Solder.**—The Grip Connectors: no solder, nuts, washers or tags required; lasting contact; from 8d. per dozen.—The Telektron Co., 14, Lacy Rd., London, S.W.15 6234

**SHORT-WAVE Wavemeters**, 18-70 metres, every instrument individually calibrated by hand; enables any required station to be found immediately; in upright mahogany cabinet, complete with full instructions, 35/-, cash or c.o.d.—Deepees, 22, Ganton St., Regent St., W.1. 6235



**Try this TESTED H.F. CHOKE**

Faraday House Testing Laboratories submitted the following report on a TRIX high frequency Choke Coil—  
 "The H.F. Choke submitted was tested for inductance and Self Capacity. The results obtained are given below.  
 Inductance—58,700 Microhenries.  
 Self Capacity—72 Micromicrofarads.  
 (Signed) Alexander Russell, Principal A. T. Morris, Superintendent of the Testing Laboratories.

PRICE 5/6



H.F. CHOKE, as well as the complete range of TRIX components will be sent on application to—  
**ERIC J. LEVER (TRIX) LTD.**,  
 33, Clerkenwell Green, E.C.1. Clerkenwell 3914.

**Components, Etc., for Sale.—Contd.**

**A MATEUR'S Unused Surplus**; write for particulars.—Pulsford, 71, Fortess Rd., N.W.5. 6211

**LEWCOS S.P.250/550 Aerial**, 3/9; H.F. transformer, 5/9; 2 Colvern bases, 10/- each; 2 Peto Scott Neutrodyne condensers, 2/- each; P.M.5X, 5/-; P.M.6L.F., 5/-; 2 Benjamin holders, 1/3 each; Ormond rheostats, 7/- each.—Childs, 3, Abbotts Park, Leyton, E.10. 6236

**WESTON M.C. Instruments.**—Voltmeters, model 301, 0-50, 0-150, £1/12 6 each; 0-500, £3 10; model 489, double range, 0-7.5 and 0-150 volts, £2 18 6; milliameters, model 301, 0-50, 0-100, £1 12 6 each; model 301 ammeter, 0-1, with shunts for 5 and 20 amps., £2/15; Thermo aerial, 1.5 ammeter, £3; Thermo Sq. current galvanometer, £3 15; Marconi B-1 transformer, 10/-; Marconi D.E.V. and D.E.Q., 10/- each; dynamometer, input 10-12 volts, D.C. output 400-500, 60 milliamps, £4/15; Tungar, high and low tension, 200-250 volts, 30-60 cycles, £8; 2 Mullard 0-20 transmitting valves, 11/- each; all above guaranteed; deposit system.—BM/FPPN, London, W.C.1. 6237

**LAKER 30ft. Handsome Steel Mast**; 22/6.—See descriptive advertisement, page 24. Easily erected. 60036

**EVERYMAN Four Aerial and Transformer Coils** (original), 2,000/27 Burndept. condensers, neutralising condenser, 3 Burndept. rheostats, 60-30 and 2 ohms; all in first class condition; price 22/6.—11, The Grove, Coulsdon, Surrey. 6238

**A MATEUR** wishes Dispose Coils, Igranite, Atlas, etc., various, 25 to 1,500, 1/6 each; transformers, Igranite, 5 to 1, 7/6; Marconi Junior, 9/6; pair Western Power, 19/6; Cosmos phone, 2/6; Sparta phone, 6/6; condensers, Polar, 001, 0005, 0005, 7/6 lot; Polar micrometer, 2/9; H.F. transformers, McMichael barrel 00, 1, 3, 4, 5/- each; set 8 flat type, 7/6; also 3 Osram D.E.2H.F., hardly used, 15/-.—Box 4148, c/o *The Wireless World*. 6242

**DECKOREM Components** are the finest you can include in any set you build. Write for free catalogue.—A. F. Bulgin & Co., 9-11, Corsitor St., London, E.C.4. 5886

**MISCELLANEOUS.**

**EASY Payments.**—We supply, by easy payments, E components, accessories and sets, any make; 10% down, balance spread over 10 months.—Send list of requirements to London Radio Supply Co., 11, Ost Lane, London, E.C.2. 75591

**LAKER 30ft. Handsome Steel Mast**; 22/6.—See descriptive advertisement, page 24. Easily erected. 60037

**THE Wireless Doctor** Will Call (London and Home Counties) if your set is troublesome; no cure, no charge; Wireless Association registered repairer; sets installed, maintained and brought up to date; experiments and testing undertaken; Solodyne demonstrated.—Alexander Black, 24, Woodville Grove, N.16, Clissold 3687 and Victoria 6215. 5841

**WIRELESS Doctor** Touring Midlands and South Coast.—Ernest J. Baty, B.Sc., Luton. 5464

**MR. CLAUDE LYONS, M.I.R.E.**, will advise all constructors of superonic heterodyne receivers, without charge.—If you have trouble with your present superhet, or contemplate building this most efficient form of receiver, write him, c/o Messrs. Claude Lyons, Ltd. (G.R. Quality Parts), 76, Oldhall St., Liverpool. 6065

**LAKER 30ft. Handsome Steel Mast**; 22/6.—See descriptive advertisement, page 24. Easily erected. 60046

**SCOTT SESSIONS**, the radio doctor (London and S. environs).—Any set or component supplied, installed, repaired, modernised; "Wireless World" set specialist; officially approved as radio repairer and trader by the Radio Society of Great Britain and the Wireless League; no work too big or too difficult!—Hill Top, Muswell Hill, N.10. 'Phone: Mountview 4928. 5671

**THE Little Imp.**—Combination gas blow pipe, indispensable to wireless workers, jewellers opticians, amateurs, etc., simplifies small soldering, fine intense flame, does away with soldering iron and blow pipe, marvellous invention; 2/6 post free; approval willingly.—Hammond, Market Hall, Burnley. 6217


**LAKER 30ft. Handsome Steel Mast**; 22/6.—See descriptive advertisement, page 24. Easily erected. 60047

**SCOTLAND'S First Radio Doctor** (Glasgow and District) will call if your set is troublesome; no cure, no charge; sets installed, maintained and modernised; Everyman Four specialist; fees moderate; a postcard brings me.—"Radio," 74 1/2, New City Rd., Glasgow. 6126

**ONEMETER**, with 6 multipliers, 0-7.5, 150-300 volts, 0-7.5, 750 ma., 0-7.5 amps., 2/-; 11 c.o.p. Pye choke, 10/-.—Box 4132, c/o *The Wireless World*. 6206

**ELEX Standardised Plug Socket System** will improve your set; lists free.—Ask any trader, or Easticks, 118, Bunhill Row, E.C.1. 60025

**The most powerful cone movement!**



Zampa Cone Movement.

The new "Zampa" cone movement, specially designed for Home Constructors, is the most powerful unit yet manufactured in this country. Fitted with a specially prepared 3-foot cones the "Zampa" unit reaches low frequency, such as you have often imagined but never realised with any Loud Speaker before. The drums, the pedal notes of the organ, and the beautiful low notes of the cello are reproduced with a wonderful clarity by the "Zampa" Cone Speaker. Construct the "Zampa" Cone Speaker at home, and you will realise what a Loud Speaker should really do. In the "Zampa" Cone Speaker, you have the best possible cone movement at the lowest possible price.

**Full materials for assembling the 3-foot Cone - - - £3 10 0**  
**Cone Movement Only - - - £2 5 0**

Full particulars on receipt of a postcard.

**Mic Wireless Co.,**  
**Market St., Wellingborough.**

Miscellaneous.—Contd.

**LAKER 30ft. Handsome Steel Mast;** 22/6.—See descriptive advertisement, page 24. Easily erected. [0061]

**EVERSHED Generator for sale, perfect order.**—Apply Smith, Bryn Rodyn, Colwyn Bay. [6201]

**WIRELESS Doctor Will Call and Solve Your Wireless Troubles;** guaranteed cures; moderate charge.—Mortley, 18, Grangemill Rd., Catford. [6128]

**GLASGOW'S Original Wireless Doctor Repairs Receivers and Components;** no cure, no charge; advice given.—Below.

**GLASGOW'S Unique Battery Service,** under expert supervision; batteries collected anywhere on receipt of p.c.; cheap winter prices; cut this out for free trial charge.—Dunbar, 902, Springfield Rd., Parkhead. [6212]

**LAKER 30ft. Handsome Steel Mast;** 22/6.—See descriptive advertisement, page 24. Easily erected. [0062]

**ZKF has for disposal 2 D.C. machines,** in excellent condition; one 300 watt machine, by Mortley, £20; one 150 watt Mackie D.E. machine, £8/10.—Write or 'phone, 2KF, 22, Park Rd., Colliers Wood, S.W.19. Wimbledon 2291. [6239]

PATENT AGENTS.

**PATENTS and Trade Marks, British and foreign.**—Gee and Co. (H. T. P. Gee, Member R.S.G.B. and A.M.I.R.E.), 51-52, Chancery Lane, London, W.C.2. 'Phone: Holborn 1525. [0001]

**KING'S PATENT AGENCY, Ltd.** (B. T. King, Registered Patent Agent, G.B., U.S., and Cam.)—Free Advice Handbook and consultations; 40 years' references.—146a, Queen Victoria St., London, E.C.4. [0002]

REPAIRS.

**ALL L.F. Transformers, 4/-;** headphones, 4/-; loud-speakers, 4/-, post free; maximum efficiency attained; every repair is accompanied with a 3 months' guarantee; don't discard if burnt out; trade invited.—Transform, 115, Links Rd., Tooting, London, S.W.17. [0011]

**EVERY Description of Repairs to Telephones, loud-speakers, eliminators, transformers, etc.;** all repairs guaranteed to be executed by expert staff approved by Radio Association; prompt delivery with moderate charges; we have been established for 18 years and can give our customers the benefit of our unique experience.—Callers: Davies, Coleman and Co., Ltd., First Floor, 68, Farringdon St., E.C.4. Post orders: Davies, Coleman and Co., Ltd., Dacol Works, Glenham Rd., Barnes, S.W. 'Phone: Riverside 4019. [6077]

**LOUD-SPEAKERS, headphones rewound to any resistance and remagnetised, 3/-;** transformers rewound, 4/-; sets constructed and overhauled, work guaranteed.—Leeds Wireless Repair Service, 5, Boston Place, Green Rd., Leeds. [6114]

**HEADPHONES and Loud-speakers rewound, remagnetised and overhauled, 3/- post free;** guaranteed; Brown's A type, 4/-; trade invited; 24 hour service; established 1923.—Bradford & Co., 16, Prospect St., Plymouth. [6154]

**LOUD-SPEAKERS, headphones, guaranteed repairs,** any make or type, rewound, remagnetised and adjusted by experts; best materials only used; post free, 4/-.—Howell, 42, Fotheringham Rd., Enfield, Middlesex. [6200]

**VALVE Repairs, equal new, half list price;** also transformers, loud speakers, 'phones, eliminators, etc.; 3 days' service; trade discounts.—Universal Repairs 27, Kirby St., Hatton Garden. Established 30 years. [6226]

AGENCIES.

**AGENTS Wanted for Cheapest and Safest Non-pumping Petrol-gas Lamps;** good living made converting all paraffin lamps into 150 c.p. Titus light.—Particulars, Titus Kingston, Brighton. [5240]

WANTED.

**WANTED, standard telephones cone, 18in., or similar;** state price; approval against deposit.—Box 4133, c/o The Wireless World. [6191]

**WANTED, copy of "Wireless World," July 7th, 1926,** to complete volume.—Box 4100, c/o The Wireless World. [6180]

**WANTED, twin-gang, .0005 Lewcos S.S. transformers in part exchange.**—Webster, 96, Marshall Rd., Sheffield. [6199]

**MICROPHONE Bar Amplifier required, cash, or in part exchange for Western £5/5 loud-speaker.**—Newsome, 12, Wolves Lane, Palmers Green. [6192]

**LOUD-SPEAKER, Sterling Baby or similar.—4, Ernest Gardens, Chiswick. [6202]**

**CABINET for Elstree Solodyne, in good condition.**—B. 10, Parsifal Rd., Hampstead, N.W.6. [6225]

**RICE-KELLOG Loud Speaker, D.C. model;** must be perfect order.—Craggside, Lilburn Gardens, Gosforth, Newcastle. [6220]

WONDERFUL WIRELESS OFFER

**The Graves Two-Valve Loud Speaker Wireless Set offered to you on Easy Payment Terms will compare for VALUE and EFFICIENCY with any £10 Wireless Set offered by any other firm in the World.**

It is no use trying to accurately illustrate or even describe the Graves Set in a small advertisement, but a post card will bring you a fully illustrated descriptive catalogue which gives you exact and truthful details.

**BRIEF SPECIFICATION: The Cabinet is of polished Oak and all components of highest quality. Mullard Dull Emitter Valves with patent Valve holders &c.; H.T. Battery, 2-Volt Accumulator and complete Aerial Outfit. Loud Speaker of exclusive design to match the Cabinet, with unique magnetic system and improved diaphragm £7:17:6**

**TERMS.—Our Bargain Price is for Easy Terms. Send 10/- now, & complete purchase in 12 monthly payments of 10/3. Five per cent discount for cash. Full test approval in your own home.**

**Write for Free Catalogue.**

Unchangeable values in up-to-date Wireless Sets.

**J. G. GRAVES Ltd. SHEFFIELD.**



OF PROVED EFFICIENCY

Put it there!



Get the best out of your valves with the New AERMONIC no-loss, no-vibration holder. Anti-capacity because minimum di-electric between sockets. Anti-phonics because properly sprung. (Valves don't wobble all over the place with Model K.) Price 2/3

In case of difficulty write Makers or London Agents. Aermonic list FREE on request.

**JAMES CHRISTIE & SONS, LTD. 246, West Street, SHEFFIELD.**

London Agents: A. F. BULGIN & CO., 10, Cursitor Street, London, E.C.4.

LONDON LISTENERS! —improved reception ensured

if you have your accumulators correctly charged by our skilled maintenance service. We collect weekly, fortnightly or monthly within 12 miles of Charing Cross, and exchange your accumulator (H.T. or L.T.) for one fully charged. **Yours are not serviceable, you can hire ours.** Both trouble free, money-saving services. Terms—weekly, for nightly monthly or quarterly—no deposit required. And you can depend on our service for a solution in every wireless trouble.

Our service—the speciality of experts Write for full details and terms: **RADIO SERVICE (London) Ltd., 105 Tottenham Avenue, (Lambeth E.1., N.W.5. 'Phone—North 6633 (3 lines)**



EXCHANGE.

**WIRELESS and CAMERA EXCHANGE.**—Send us your loud-speaker, wireless parts, or camera and exchange for something more useful to you. We stock all leading lines in radio and all best valves, so send your parcel and state what you want and we will do our best for you; don't send rubbish.—Wireless Exchange, 14, Peter St., St. Helens, Lancs. [6099]

**MODERN MOTORS, 4 vols., as new, cost £4;** exchange for radio testing set, Suppression or similar.—Fair, 12, Shamrock St., Dundee. [6204]

SITUATIONS VACANT.

**YOUTHS Required for Assembling and Wiring.**—Apply Eastern Wireless Co., Ltd., Collingwood Rd., Sutton. [6053]

**FIRM of Radio Manufacturers Making Sets, battery eliminators, loud-speakers and components, require the services of a chief draughtsman, able to turn out neat final designs of apparatus from technical laboratory data; applicant must have good knowledge of production and be a qualified designer and draughtsman.—Write stating nationality, age, experience, and salary required, together with photograph, to Box 4004, c/o The Wireless World. [6054]**

**CATERHAM District.**—Well-educated wireless engineer, over 22, for new manufacturing and maintenance business; small commencing salary, with participation in success; ability to drive car preferred.—Box 4149, c/o The Wireless World. [6241]

SITUATIONS WANTED.

**RADIO Engineer and Draughtsman Seeks Situation, 5 years' experimental experience installation, construction, repairs.**—Box 4008, c/o The Wireless World. [6072]

**WIRELESS Mechanic, ex R.A.F. seeks situation, 6 years' experience.—Write Gokk, Holloway Hill, Godalming, Surrey. [6141]**

TENDERS.

**SOUTHWARK UNION, To Contractors and others.—The Guardians of Southwark Union desire to receive tenders from contractors for a complete wireless installation at the Southwark Hospital, East Dulwich Grove, S.E. Persons desiring to tender may obtain specification and form of tender on application to the undersigned and upon payment of a deposit of £2/2, which will be returned on receipt of a bona fide tender. Tenders to be signed, sealed and delivered to me at the Guardians' Offices, not later than noon on Thursday, the 24th November, 1927.—By Order, A. B. Stowell Smith, Clerk to the Guardians, Guardians' Offices, 50-51, Uford St., Blackfriars Rd., S.E.1. 22nd October, 1927. [6185]**

BOOKS, INSTRUCTION, ETC.

**"THE ABC of the Superhet,"** by Mr. Claude L. Lyons, M.I.R.E., 88 pages, 17 explanatory diagrams or photographs, and including complete schematic and point-to-point wiring plan of the famous "Evening Chronicle" 8-valve superheterodyne receiver. The only book of its kind at present in existence; recently described by the Editor of "The Wireless World" as "A fascinating booklet. . . . A lucid description of the operation of the superhet receiver. . . . With constructional details and useful hints and for the home constructor."—Only 8d. complete, post free, from Claude Lyons, Ltd. (G.R. Quality Parts), 76, Oldhall St., Liverpool. [0064]

**3-VALVE Receiver for 30/-.**—Write now for booklet on how to build the L.R.C.3 valve set for 30/-, from guaranteed parts only; the ideal loud-speaker set.—1/- post free from H. Horwath, Lutrolux Depot, 288, Deansgate, Manchester. [5988]

**WET (suo Leclanche) H.T. Batteries, latest booklet on how to make and maintain these economical and simple batteries;** give perfectly silent and smooth reception with unlimited power, suitable for small or multi-valve sets of all sizes; information also of L.T. batteries free; enclose postage, 1/-.—Taylor, 57, Sandley Rd., Stockwell, London. [0077]

**"GETTING the Most out of Radio,"** a 76-page intensely educational catalogue, 200 illustrations, guide to receiver maintenance, all about superhets., all about H.T. eliminators, components for reception and transmission, something really new and worth while for everybody, including the advanced research worker; includes a guide to literature and the best circuits; no enthusiast should be without it, and it will save you money in the end; owing to heavy cost of printing and preparation (blocks alone cost over £150) we cannot give these away; price of this unique art catalogue—76 pages crammed full of interest—1s. post free; we will reduce the 1s. as a rebate on your first order value 5s. or more.—Claude Lyons, Ltd., 76, Oldhall St., Liverpool, Lancs. [0095]

**The Best Way to Make Use of Mains for Radio Purposes.**—Write for comprehensive constructional booklet explaining battery eliminators from alternating current; post free 6d.—A. W. Knight and Co., 180, Tower Bridge Rd., S.E.1. [6075]

Mention of "The Wireless World," when writing to advertisers, will ensure prompt attention.

**PUBLIC NOTICES.**

**MESSRS. CLAUDE LYONS, Ltd.,** 76, Oldhall St., Liverpool, Lancashire, desire to apologise for delay in mailing their recently extensively advertised "60-page Educational Catalogue"; the publication of this has been purposely delayed for incorporation of several new and intensely interesting lines, chiefly H.T. eliminator transformers, double chokes, condenser blocks for D.C. and A.C. work, a new clorostat; also new combined H.T. eliminators and power amplifiers for working into moving coil and other heavy duty speakers, both completely assembled and also in knock-down kit form, complete to the last nut and bolt; also a new and unique method of L.F. application which is considered by independent laboratory test "superior to high-grade transformer, resistance capacity or choke coupling"; those who have already applied will receive by the end of October our new catalogue, which will now amount to 76 pages, and which will be well worth waiting for: this will be sent free to all clients at present on our books; transmitters' requirements have been given special attention, also short-wave enthusiasts; the catalogue will be entitled "Getting the Most out of Radio," as we hope it will for the very many thousands who will receive it; we cannot undertake to send this free to further applicants: in future price will be 1s. post free; the price will be refunded on any first purchase to list price of 5s. or more; please see also "Books, Instructions, etc." in other columns.—**Note the address, "CLAUDE LYONS," LTD., 76, OLDHALL ST., LIVERPOOL.**

**MESSRS. CLAUDE LYONS, Ltd.,** cordially invite all amateurs and traders to visit their quite remarkable show of laboratory instruments, super-sonic and other receivers, including the world-famous "Universal Font," the new "C.R. Lyons" 2-valve short-waver (10-2,000 metres), new "C.R. Lyons" (British-built) "Laboratory Reproducer" for radio or gramophone amplification, components, "gadgets," speakers, H.T. eliminators, H.T. eliminator equipment, etc., etc.; please remember these are on show at the Manchester Wireless Exhibition, City Hall, Deansgate, Manchester, October 24th to November 5th, 1927, inclusive, and at Stand No. 13; you will be unlucky if you miss Stand No. 13.—**CLAUDE LYONS, LTD., 76, OLDHALL ST., LIVERPOOL.**

# CHARGE YOUR ACCUMULATOR AT HOME

and save Money, Time and Trouble

If you have alternating current supply, this charger will end your H.T. troubles. No longer will it be necessary to carry that heavy bank of accumulators to the local garage. No longer will you wait impatiently for them to be recharged. Simple and safe to use, no fumes, overheating, or sediment from the electrolyte and no pitting of the electrodes.




Patents Pending.

## Faradex RECTIFIERS

Give 85-200 milliamps according to the wattage of the lamp in circuit. 30/- complete, packing and carriage 1/6 extra. Full particulars and technical details from **Rooke Bros. Ltd., 55, Cardington Street, London, N.W.1**

**TRADE MARK "RED DIAMOND" THE RECOGNISED DETECTOR FOR ALL CIRCUITS USING CRYSTAL RECTIFICATION.**



**RD 40 . . . 2/- SHIELD FOR SAME 6d.**

By Insured Post 2/3 or 2/9 with shield. Can be mounted on brackets or through panel. Once set always ready. Not affected by vibration. Each one is tested on broadcast before despatch, and is perfect. Of all high class Radio Dealers or Sole Makers:—

**JEWEL PEN CO. LTD.,** (Radio Dept. 44) 21-22, Gt. Sutton St., LONDON, E.C.1

## H.T. BATTERIES

British and Better than slightly cheaper Foreign made goods.



You do get full value from B.B.C. Batteries. Reliability with ultimate economy too. This is our CABINET TYPE with full size cells, perfect insulation, highest efficiency. Best materials, only used.

60 VOLTS Tapped 5, 10, 15, 30, 45, 60 . . . 9/6  
100 VOLTS Tapped every 15 Volts . . . 16/-  
(All Carriage Paid.)

There are many uses for these No. 1 W 4 1/2 volt Batteries—Standard Pocket Lamp Size. Patent Spiral Wire Terminals and Wander Plug Sockets. Permanent connections without soldering. Illustration shows how to connect in series. Build up the voltage you need. 7-Per doz. with plug. Carr. Paid.



We supply all standard types and voltages. Write for Details Made at our Watford Works.


**BRITISH BATTERY CO., LTD.,** Telephone Watford 617, Clarendon Road, Watford, Herts.

As near perfection as possible

Coefficient of coupling for first stage is .982. For a perfect transformer this should be 1. This means a loss of only .018 or 1 1/2 per cent. Price 12/6

The Power Equipment Co. Ltd. Kingsbury Works, The Hyde, HENDON, N.W.5.

# POWERQUIP TRANSFORMERS



## The H.T.C. TWIN RECEIVER

A complete up-to-date set, including loud speaker and all accessories, as shown at Olympia.

Seven days' trial and initial payment refunded if not entirely satisfactory.

**H.T.C. ELECTRICAL CO. LTD.,** 2, Boundaries Rd., Balham, S.W.12.



Set and accessories sent carriage paid, on 7 days free trial, against signed agreement and a deposit of


**5/-**

Cash Price: 86 4 0  
Royalty Paid.

3 valve set, Cash Price 88 6 0  
Deferred Terms 88 18 0

# ACCUMULATORS "ELITE"

— The Elite of all —



**H.T. ACCUMULATORS, 60 volts type, 02, Semi-oil Submerged. 22/6**  
Complete, as illustrated. Price

The World's Best High Tension Accumulator and of British Manufacture. The Unique Semi-Oil Submerged feature of the Elite absolutely prevents surface leakage losses. The battery lasts a life-time. Write for lists.

**ACCUMULATORS ELITE, Bedford Street, HALIFAX.**

Telephone: 4504.

Telegrams: Elite Halifax.

London Distributor:—**CECIL POHLMAN, 77, Great Portland Street, LONDON, W.1**  
Northern Distributor:—**G. A. WILSON, Millfield House, Keswick, Cumb. Tel. 99 Keswick.**

7 x 5 1/2	6 x 6, 1-
7 x 6, 1/3	8 x 5, 1 1/2
8 x 6, 1/4	9 x 6, 1 7/8
10 x 8, 2/1	11 x 8, 2 3/8
10 x 9, 2/4	12 x 8, 2 5/8
12 x 10, 3/4	12 x 9, 2 1/2
14 x 12, 4-	14 x 10, 3 5/8
14 x 12, 2 7/8	16 x 9, 3 3/8
16 x 8, 3/2	3 1/8 ins. thick. Post Free.

**GREATER EFFICIENCY & GREATER ECONOMY. CROSSONIA PANELS**

have a higher electrical resistance than ebonite. Compare these prices! Why pay more for a less efficient article?

"THE WIRELESS WORLD" says: "The principal property looked for in a panel is good insulation. The substance itself must be of infinite resistance and free from surface leakage, and when tested . . . the Crossonia panel was found to be entirely reliable." Panels cut to any size. Call, write, or phone Clerkenwell 7933 for quotations. Samples and prices post free to Trade.

**CROSSONIA CO., 10, South St., Moorgate, E.C.2.**  
Agents—John Henry Smith, 139, Anlaby Rd., Hull. L. H. Hejzar, 52, Chamberlin Rd., Norwich. A. Stredwick & Co., 27, The Mkt., Chatham. Boynton & Co., Ltd., 34, Bradford St., B'ham.

## H.T. SUPPLY FOR RADIO

CAN BE OBTAINED UP TO { 400 Volts 130 M/amps. FROM STANDARD MODELS OF R. & B. POWER TRANSFORMERS

WRITE FOR BROCHURE TO **RICH & BUNDY, NEW ROAD, PONDERS END. Phone ENFIELD 0777.**

**WHY NOT BUILD THE "TWO H.F. EVERYMAN SET?"**

List of Components required.

	£	s.	d.
1 " Radion " Panel 26 x 8 x 3/16"	0	17	0
1 Oak or Mahogany Cabinet 26 x 8 x 10" deep and Baseboard	2	5	0
1 " Wearite " Copper Box, 13 x 9 1/2 x 6 1/2" high	1	10	0
1 T.C.C. Fixed Condenser, 0.0001 mfd.	0	1	10
2 " " " " 0.001 " " "	0	4	8
2 " " " " S.P. 0.0003 " " with clips	0	2	8
2 " " " " 2 mfd.	0	7	8
1 Ediswan Grid Leak, 1 meg.	0	2	6
2 " Wearite " H.F. Chokes	0	13	0
1 Bulgin Special Neutralising Condenser	0	5	6
1 " Peerless " Rheostat 30 ohms	0	2	6
3 " Cydon " Log Mid-Line Condensers, 0.0005 mfd. with 4" dial	2	12	6
4 " Whiteline " Valve-holders	0	9	0
1 Ferranti A.F.5 Transformer	1	10	0
1 " O.P.L.	1	1	0
1 Bulgin " On and Off " Switch	0	1	0
1 Gambrell Neurovernia	0	9	0
12 Bellini & Lee Rhonite Shrouded Terminals	1	3	6
3 Igranite Indigraph Vernier Dials	0	3	0
2 " " " " 2" Dials	0	3	0
Set of 3 " Wearite " Coils 240-400 metres	1	16	9
1,000-2,000 metres	1	4	8
3 " Wearite " Coil Base Mounts	0	3	8
	£17	14	8

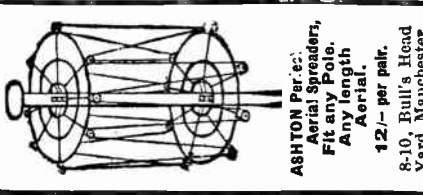
Any of the above components can be supplied separately.

A Marconi Royalty of 12/6 per Valve-holder is payable when a complete set of parts is ordered.

Any set built to order. Send us type or name of set and we will quote.

**CITY & GENERAL RADIO CO., LTD.,**  
79, Cannon St., London, E.C.4.

Phone: City 9250.



**SUPERIOR CABINETS FOR SUPER SETS**

WRITE FOR OUR ILLUSTRATED LIST 32C

Established 1858 **E. FARNELL & SONS**  
BIRKENSHAW NR BRADFORD

**MERCO MOVING COIL LOUDSPEAKERS**

We can supply from stock all parts necessary for Home Construction of moving coil Loud-Speakers.

Only highest grade materials used, with guaranteed workmanship. Send for price lists of Pots, Frames and Windings, etc. to:—

**MIDLAND ELECTRICAL REPAIRS,**  
202c, Aston Road, BIRMINGHAM.

**ANYTHING WIRELESS SENT C.O.D.**

Send us a note of your wireless requirements and we will dispatch by return of post.

Lists free.


**YOUNG'S (Glasgow) Ltd., 40 Stockwell St.**

**WEARITE COMPONENTS**

**2 H.F. EVERYMAN FOUR**

Set of 3 COILS B.B.C. - - 36/9  
 " 3 " 5XX - - - 24/-  
 " 3 BASES - - - - 3/9

SCREENING BOX (Copper) - 30/-  
 H.F. CHOKES - - - - - each 6/6  
 Paxolin Tubes 3" x 4" - - - " 1/4

Genuine Paxolin bears the TRADE MARK 

Refuse Imitations.

Send for illustrated lists.

**WRIGHT & WEIRE LTD.,**  
7.0. HIGH ROAD, TOTTENHAM, N.17.  
Phone: Tottenham 3132.

**Short & Long Wave Transformers. Coils & Formers**

ABOVE ARE RADIAX Regd. DESIGNS.

Fitted Formers, 3in. diam. x 3in. 4.3; 3 1/2in., 4.6. Base, Low Loss, for same. . . . . 2/6  
 All-Wave Four Coils, 1,000/2,000, 17/6; 200/500, 15/-  
 Everyman-Four Coils, the pair . . . . . 28/-  
 Monotune-3 Coils, 200,000, 10/6; 1,000/2,000 . . . . . 12/6

Radiax H.F. Choke (tested and favourably reviewed by "Wireless World") aids perfect reaction and obviates troubles due to resonance, 6/6; Special Short Wave . . . 5/6  
 Radiax Anode Resistance for L.F. Amplification . . . . . 4/6  
 Paxolin Tubes, 3in. x 3 1/2in., for Everyman-Four, etc. . . . . 1/3  
 Neutralising Condensers, 3/-; Balancing Condensers, 3/-  
 Reaction Condensers, 3/9. Push-Pull Switches . . . . . 1/-  
 Aluminium Sheet for Screens and Boxes.

The New Renartz Coil and Transformer Set. Radiax Low Loss design, with Auto Coupled fieldless aerial coil and Primary neutralising secondary and reaction Transformer. A perfectly turned-out job, ensuring magnificent results. Circuit diagram and information on building into your set with ease. Renartz Coils, wavelength 250-550. Price, pair - 25/-  
 Coils wound to specification. All components for All-Wave Four—Empire Short Wave—Monotune-3, etc. Leaflets stamp. Paxolin Tubes, 4 x 7, for Melody Maker, 3/-. Aluminium Sheet, All-Wave 4, 1/8. Full catalogue 2d.

**RADIAX LTD.,** Palmer Place, Holloway Rd., N.7

**"M.R." S.L.F. CONDENSER**

—British Made—  
Fully tested and guaranteed

0003 0005  
4/9 5/-  
4" knob and dial  
1 - extra.

A reliable and true condenser, occupying minimum space and giving maximum results. Put one in your next set! Trade Supplied.

**M. RAYBOULD,** 10, Earls Buildings, Featherstone St., E.C.1

**RELIABILITY GANG CONDENSERS**

with adjustable rotors, 0000 mfd.  
2-Gang 18/- Free  
3-Gang 25/- Free  
Trade Enquiries Solicited

**J. H. TAYLOR & CO**  
2 RADIO HOUSE,  
MACAULAY ST. HUDDERSFIELD.

Further Attractive Sets in Miscellaneous Columns.

**RADIO CATALOGUES FREE FULLY ILLUSTRATED CONTAINING OVER 200 COMPONENTS WHICH ARE OBTAINABLE FROM ALL THE BEST DEALERS**

**A.F. BULGIN & Co**  
RADIO MANUFACTURERS  
9-10-11 CURSOR ST, LONDON, E.C.4



**TRY THIS on the DETECTOR of your "EVERYMAN FOUR"**

**SUITABLE FOR ALL VALVES**  
The "V.F.R.," without change of Resistor Element, will govern the Filament Temperature of any Valve perfectly. There is, therefore, no need to possess a multitude of Resistor Elements—one simple Component, the "MICROSTAT" suits all Valves, 1 to 30 ohms.  
**V.F.R. MODEL, Baseboard Mounting 3/- Post For Satisfaction fit "Microstats" - Free**  
 Send for Sample to Manufacturers:  
**LIFFORD Eng. Co., Kings Norton, Birmingham**

**"COLLETT" SELF-HOISTING AERIAL PULLEY**

Fit the "COLLETT" and stop climbing. A 30 ft. Halyard runs in a separate groove, and connection of Aerial line to Halyard enables Aerials to be erected or lowered in five minutes.  
 From all good dealers.  
**S. H. COLLETT MFG. Co.,**  
60 Pentonville Rd., London, N.1.

**PRICE 2/6 WITH HALYARD**

**"EMACO" SEND TO-DAY "EMACO"**

List No. 93. "EMACO" CRAFTSMANSHIP CABINETS READY.

Melody Maker 32 - Everyman Four 56/8  
 Nelson . . . . . 36 - Threesome . . . . . 16/8  
 Solodyne . . . . . 98 - 1927 Five . . . . . 58/-

Cabinets for all sets made.  
**ENTERPRISE, 11, GRAPE ST., W.C.2.**  
**EMACO**

**"WIRELESSWORLD" COILS**

"L & H" Everyman Four.  
 Exactly to specification. Fully Guaranteed. Price per pair including 30/- Base . . . . . 42/-  
 "Regional" Coils Including Bases Short Wave . . . . . 35/- per pair  
 Long Wave . . . . . 42/-  
 Cossor "Melody Maker" Coils, wound to specification and guaranteed, 7/6 each.  
**LAWRENCE & HULL, 29, Parkhouse Street, S.E.5. Phone: Rodney 3810.**

**YOUR FIRST STEPS IN WIRELESS** By HUGH S. FOCOCK

Price 9d. By Post 11d.

From **LIFFE & SONS LIMITED,** Dorset House, Tudor Street, London, E.C.4, and leading booksellers. W.W.14

Mention of "The Wireless World," when writing to advertisers, will ensure prompt attention.





**C.E. PRECISION H.F. CHOKE.**  
Has a minimum self capacity and a small external field. Covers a wide range of wave-lengths. Price 7/-. A short wave model is available at the same price.

**C.E. PRECISION RHFOSTAT.**  
A beautiful little component: the smoothness of its control is remarkable. Prices from 2/9 to 3/9.

**C. EDE & CO., LTD.,**  
BYFLEET, SURREY.  
Phone: Byfleet 226. Grams: Cepreisc, Byfleet.



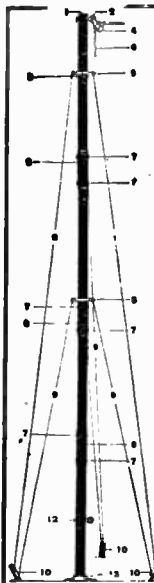
**FORMO-DENSOR.**  
Price from 2/6

A sound variable condenser which fills a long-felt want. Specially designed to take the place of the hitherto generally used Fixed Condenser.

*Specially recommended for use as:*  
Neutralising Condenser.  
Aerial Condenser.  
Grid Condenser.  
Reaction Condenser.  
Phasing Condenser.  
Tone Control Condenser.

Buy **FORMO HANDBOOK.**  
Practical Circuits, Blue Prints, etc., 1/-

Crown Works, Cricklewood Lane, N.W.2.  
Phone: 1787 Hampstead.



**LAKER STEEL MASTS**  
are 100% efficient—  
They are made by engineers and supplied to H.M. Government, the B.B.C., and to Colonial and foreign stations throughout the world.

There are 50,000 "Laker" masts in daily use

By mass production we are able to offer a wonderfully efficient and handsome steel mast at the extraordinarily low price of:

**30ft. 22/6**

Complete as Illustrated  
Send 1/- extra for post carriage. We pay the rest.

Always bear in mind that an efficient aerial is the most important factor in good radio reception.


**J. & J. LAKER CO.,**  
Engineers,  
Beckenham, Kent

# CAXTON WIRELESS CABINETS

THOUSANDS OF SATISFIED CUSTOMERS.

All Polished with new enamel that gives a glass hard surface that cannot be soiled or scratched. Ebonite or Radion Panels Supplied and Perfectly Fitted at low extra cost. SENT FREE—Catalogue of Standard Wireless Cabinets in various sizes and woods.

Elstree "Solodyne"



Specially designed for this famous Radio Press Circuit. All details and dimensions conform to their specification, enabling constructors to follow the layout without difficulty.

PRICES:

Light Fumed Oak 66/- Dark or Jacobean Oak 70/- Real Mahogany 73/-

Prices include either "fall front" with handsome solid raised panel, as illustrated, or beaded doors, allowing ample space for tuning controls, etc. Glass panelled doors can also be supplied at 3/- extra.

**CASH WITH ORDER. CARRIAGE PAID U.K. PROMPT DELIVERY.**  
Packing Case 5/- extra repaid if Case returned within 14 days Carriage paid to Works.

**CAXTON WOOD TURNERY CO., MARKET HARBOROUGH.**

**DIX-ONEMETERS**  
are the best Bargain ever offered to Radio users. £10 worth of precision. Multi-range Mirror scale. Jewelled knife-edge Instrument for 55/-



**Spend 4d. and save £4**  
**1,000 BARGAINS**  
Are Listed and hundreds Illustrated in our **NEW 72 PAGE CATALOGUE 4d.**  
*Write or Call and inspect.*  
**ELECTRADIX RADIOS**  
218, Upper Thames Street, E.C.4

**Have YOU tried PERTINAX?**

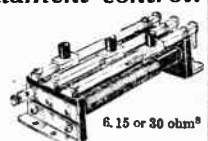
3 1/2" thick cut standard sizes, in neat envelope natural brown, 1d. sq. in., black 1d. sq. in. Cut to own requirements, natural brown 1d. sq. in.; black 1d. sq. in. Send 1d. stamp for 1 sq. sample to Geo. L. Scott & Co., Ltd., 69 Fleet St., E.C.4

**re Better Batteries**

Are you satisfied with your present H.T. Batteries? Would you like an interesting and instructive Booklet all about the better battery, the ETON H.T. Primary Battery? It's free—so send 1d. stamp to cover postage, to the address below

**ETON GLASS BATTERY CO.,**  
46, St. Mary's Road, Leyton, E.10.

THE **LORIOSTAT**  
for perfect filament control.



1 way 2/-  
2 " 3/9  
3 " 5/6  
4 " 7/3  
5 " 9/-  
6 " 10/6

R. 15 or 30 ohm

**As used in the "Wireless World Regional Receiver"**

A multiple unit superseding the fixed Resistor. Can be used in any circuit to perfectly and independently control any number of valves. For downright efficiency use a LORIOSTAT in your set.

**A. W. STAPLETON,**  
19a, Lorrimer Buildings, Lorrimer St.,  
Walworth, S.E.17.



INDEX TO ADVERTISEMENTS.

Accumulators Elite .....	PAGE 33	Fde. Co. & Co., Ltd. ....	PAGE 35	Midland Elec. Repairs ..	PAGE 34
A.F.A. Accumulators, Ltd. ..	Cover i.	Edison Swan Electric Co., Ltd. ..	5	Mullard Wireless Service Co., Ltd. ....	1
Artic Fuse & Electrical Mfg Co., Ltd. ....	36	Electradix Radios ..	35	P.B.G., Ltd. ....	30
Ashton, H. ....	34	Enterprise Manf. Co. ....	34	Potter, H. B., & Co., Ltd. ....	36
Beard & Fitch, Ltd. ....	12	Ertisson Telephones, Ltd. ....	Cover iii.	Power Equipment Co. ....	33
Belling & Lee, Ltd. ....	22	Eton Glass Battery Co. ....	35	Radiax, Ltd. ....	34
Bird, S. S., & Sons .....	Cover i.	Ever-Ready Co. (Gt. Britain), Ltd. ....	12	Radio Services .....	32
Bowyer-Lowe Co., Ltd. ....	22	Excelsior Motor Co. ....	23	Raybould, M. ....	34
British Battery Co., Ltd. ....	33	Farnell, E., & Sons .....	34	Redfern's Rubber Works, Ltd. ....	Cover iii.
British Ebonite Co., Ltd. ....	24	Finston Manf. Co., Ltd. ....	24	Rich & Bundy .....	33
British General Manf. Co., Ltd. ....	20	Formo Co. ....	35	R.I. & Varley, Ltd. ....	21
British Thomson-Houston Co., Ltd. ....	17	Garnett, Whiteley & Co., Ltd. ....	11	Rooke Bros., Ltd. ....	35
Brown, S. G., Ltd. ....	7	General Electric Co., Ltd. ....	4, 6, 10	Scott, G. L., & Co., Ltd. ....	35
B.S.A. Radio, Ltd. ....	20	Graham Farish Manf. Co. ....	25	Selfridge & Co., Ltd. ....	8
Bulgin, A. F., & Co. ....	34	Graves, J. G., Ltd. ....	32	Siemens Bros. & Co., Ltd. ....	19
Bullphone .....	2	Hart Accumulator Co., Ltd. ....	20	Sifan Elec. Inst. Co. ....	26
Burndep't Wireless, Ltd. ....	23	H.T.C. Electrical Co., Ltd. ....	33	Stapleton, A. W. ....	35
Burton, C. F. & H. ....	15	Hunt, A. H., Ltd. ....	14	Sutrown Co. ....	28
Carborundum Co., Ltd. ....	3	Igranic Electric Co., Ltd. ....	14	Taylor, J. H., & Co. ....	34
Carrington Manf. Co., Ltd. ....	5	Jackson Bros .....	10	Tele-graph Condenser Co., Ltd. ....	6
Caxton Wood Turnery Co. ....	35	Jewel Pen Co., Ltd. ....	35	Trelleborgs .....	24
Celestion Radio Co. ....	22	Laker, J. & J., Co. ....	35	Tulsemere Manf. Co. ....	26
Christie, Jas & Sons, Ltd. ....	32	Lamplugh, S. A., Ltd. ....	30	Vanderrell, C. A., & Co., Ltd. ....	25
City & General Radio Co., Ltd. ....	34	Langham Radio .....	Cover ii.	Walker Bros. (Guildford), Ltd. ....	8
Clarke, H., & Co. (Manchester), Ltd. ....	Cover i.	Lawrence & Hull .....	34	Ward & Goldstone, Ltd. ....	24
Collet, S. H., Manf. Co. ....	34	Lever, Eric J. (Trix), Ltd. ....	31	Watmel Wireless Co., Ltd. ....	24
Collinson Precision Screw Co., Ltd. ....	25	Lifford Engineering Co. ....	34	White Bros. & Jacobs, Ltd. ....	36
Cossor, A. C., Ltd. ....	Cover i. & 16	Lyons, Claude, Ltd. ....	33	Whiteley, Boneham & Co., Ltd. ....	24
Croxsonia Co. ....	18	Marconiphone Co., Ltd., The .....	Cover iv.	Wilkins & Wright, Ltd. ....	29
Day, Will, Ltd. ....	23	Melhuish, C. D. ....	28	Wingrove & Rogers, Ltd. ....	27
Dubilier Condenser Co. (1925) Ltd. ....	18	Metro-Vick Supplies, Ltd. ....	9 & 13	Wright & Weaire, Ltd. ....	34
		Mic Wireless Co. ....	31	Young's (Glasgow), Ltd. ....	34



**Now Reduced from—**

3/9

to

2/3

EACH POST FREE

### OUR DIRECT TO THE PUBLIC POLICY

*UNSOLICITED TESTIMONIAL FROM MAIDENHEAD.*

"Dear Sirs,  
Will you please send me another "Artic" Valve Holder. I enclose herewith P.O. 2/3 n payment. I should like to say how pleased I am with the other seven you sent me. I ordered these after spending considerable time examining a large number of other makes of reputed and can truly say they far surpass them all in every respect, and are all you claim them to be, and worthy of every commendation.  
I am, yours faithfully,"


*The "ARTIC" principle guarantees perfect steadiness under all conditions of shock and vibration. Even when the valve is moved directly, it just jags back into position. No springs or rubber are employed—these are but makeshifts and success can never be possible with such mediums.*

**DIRECT from US to YOU.**  
MEANS a CHEAPER VALVE-HOLDER for YOU!  
1/3 each POST FREE with P.O. remittance or C.O.D. with C.O.D. charge extra.  
MAKES A GOOD VALVE BETTER & A BAD VALVE GOOD.

WORLD PATENTS  
NO SPRINGS  
NO RUBBER USED.



**ARTIC**  
FUSE & ELECTRICAL MFG. CO. LTD.  
BIRTLEY, Co. Durham



"STELLA"

### ALUMINIUM PANELS

Cut from 14 SWG Sheet, these panels are machine chased and lacquered by a special process.

In addition to their handsome appearance they are an effective shield eliminating hand capacity when tuning the receiver, therefore eminently suitable for SHORT WAVE RECEIVER construction.

*For all types of Receivers*

**Use 'STELLA' ALUMINIUM PANELS**  
CHEAPER, MORE EFFICIENT AND HANDSOMER THAN EBONITE

PRICE 3/4 d. SQ. INCH.

Postage 9d. per Panel.

Manufactured by **WHITE BROS. & JACOBS, LTD.**, 46, Chalk Farm Road, N.W.1  
Telephone : Hampstead 8778.

Insist on

THE PERFECT EBONITE

H. B. POTTER & CO., LTD., Station Buildings, ROCHDALE.

Made in Matt, Semi-Polished, Mahogany and Hand-Polished.  
Phone: 1485.



Parfait Brand

See our Exhibit on

STAND No. 73

Manchester Evening Chronicle Wireless Exhibition

FROM YOUR DEALER

Mention of "The Wireless World," when writing to advertisers, will ensure prompt attention.

Use **REDFERN'S**  
REG. NO. 469456  
**Ebonart**  
NON-METALLIC SURFACE EBONITE  
**RADIO PANELS**


Entirely free from surface leakage, Ebonart is strong yet easily worked. Artistically finished in black and mahogany grain. Made in nine standard sizes and prices.

Obtainable from all dealers.

Send for *The Book of Ebonart*, a useful guide for the wireless amateur

**REDFERN'S RUBBER WORKS LIMITED, HYDE, CHESHIRE**

**WAS  
~~£1~~  
NOW**



Even if you have a multi-valve set, now and again you'll need a good crystal set. Buy an Ericsson Crystal Set today. Sturdily and handsomely made and a really sensitive instrument. Tunes up to 5 G.B. and has a loading coil plug for 5 X.X. A real snip at 15/-


The famous Ericsson Super Sensitive Telephones are reduced to 12/6 a pair! Adopted by the B.B.C. for use in their studios. Used by most D.X. experimenters. Adopted as standard in 1909 by the Admiralty and in 1917 by the Air Board. Three resistances, 120, 2000, and 4000 ohms—one price, 12/6. Get your pair to-day.

*At all our agents or direct from the Company.*

**ERICSSON TELEPHONES LTD., 67/73, Kingsway, London, W.C.2.**

**Ericsson**  
SUPER SENSITIVE TELEPHONES

# For sheer brilliant performance build this ultra-modern 5-valve receiver



*Interior view of the T.2 receiver.*

If you want a receiver that incorporates the very latest developments in radio, build this 5-valver—the T.2, designed by Marconiphone. Incorporating two H.F. stages, using the wonderful Marconi S.625 Shielded Valves, it possesses extraordinary qualities of selectivity and sensitivity. Stations hundreds of miles away can be tuned in at full loud-speaker strength with complete stability, whilst purity of tone is doubly assured by the resistance-coupled L.F. stages.

Or there is the T.1, a 4-valve receiver, incorporating one Marconi S.625 Shielded Valve in the H.F. stage.

There are also four other circuits designed by Marconiphone for the home constructor. Easy to build, they bring the convenience and economy of—

## OPERATION ENTIRELY FROM THE ELECTRIC MAINS.

### For A.C. Mains

- K.1. 3-valve receiver employing the famous K.L.1. valves.
- K.2. Similar to K.1, but in addition incorporates an H.F. stage.

### For D.C. Mains

- D.P.1. 3-valve receiver—simple to construct.
- D.P.2. Similar to D.P.1, but gives greater range and selectivity by means of a neutralised H.F. stage.

**FREE CONSTRUCTIONAL BOOKLET,**  
*including blue print and full details will be supplied for any one of these receivers. Booklets, including blue print of the other five receivers, 6d. each.*

# MARCONIPHONE

To the **MARCONIPHONE CO. LTD. (AND REDUCED)** 210-212, Tottenham Court Road, London, W.1.

Please send me FREE constructional booklet, including blue-print for circuit.....

I am also enclosing.....for the following booklets.....

NAME..... TOWN.....

ADDRESS..... COUNTY.....

w.w.

Printed for the Publishers, **LILFEE & SONS LTD.**, Dorset House, Tudor Street, London, E.C.4, by The Cornwall Press Ltd., Paris Garden, Stamford Street, London, S.E.1.

Colonial and Foreign Agents:  
 UNITED STATES—The International News Co., 131, Varick Street, New York. FRANCE—W. H. Smith & Son, 248, Rue Rivoli, Paris; Hachette et Cie, Rue Réaumur, Paris.  
 BELGIUM—W. H. Smith & Son, 78, Marche aux Herbes, Brussels. INDIA—A. H. Wheeler & Co., Bombay, Allahabad and Calcutta. SOUTH AFRICA—Central News Agency, Ltd.  
 AUSTRALIA—Gordon & Gotch, Ltd., Melbourne (Victoria), Sydney (N.S.W.), Brisbane (Queensland), Adelaide (S.A.), Perth (W.A.) and Launceston (Tasmania).  
 CANADA—The American News Co., Ltd., Toronto, Winnipeg, Vancouver, Montreal, Ottawa, St. John, Halifax, Hamilton; Gordon & Gotch, Ltd., Toronto; Imperial News Co., Toronto, Montreal, Winnipeg, Vancouver, Victoria. NEW ZEALAND—Gordon & Gotch, Ltd., Wellington, Auckland, Christchurch and Dunedin.



3<sup>D</sup>

# The Wireless World

## AND RADIO REVIEW

### The Paper for Every Wireless Amateur

Wednesday, November 9th, 1927.



#### Depend on Mullard

to give you all that is best in radio. One Mullard valve or one Mullard accessory will improve your reception, but to use the complete Mullard series is to know the full joy of perfect radio.

### Mullard MASTER · RADIO

## MET-VICK

### COSMOS

A Clever solution of a difficult problem.

For use of these coils see inside advertisement

A·N·P ASTATIC · NON · PARASITIC COILS  
METRO-VICK SUPPLIES LTD. LONDON.

### 'Whiteline' for Safety



The  
**WHITELINE  
VALVE HOLDER  
PRICE 2/3**

## BOWYER-LOWE

RADIO WORKS · LETCHWORTH · HERTS.

USE

# T.C.C.

## Condensers

Always dependable

All Capacities

9859




What! — The Johnsons? Can't be, they don't play. But listen!

\* \* \*


It is the Johnsons! Wireless? Nonsense—it's the real thing. —? "2LO calling"! Then it is wireless!

\* \* \*

Hi! JOHNSON. How do you do it? What? AN AMPLION CONE? Jove! I must get one.



**AMPLION  
CONE  
SPEAKERS**



Models from **.52/6**

"DARK OAK" A.C.5  
£6 : 0 : 0

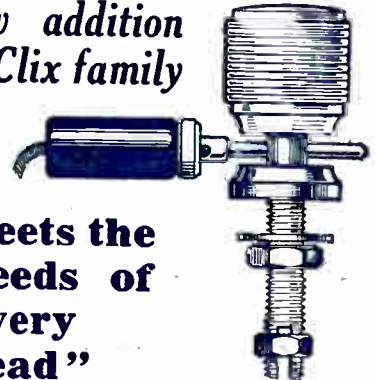
Announcement of Graham Amplion, Ltd., 25, Savile Row, London, W.1

Mention of "The Wireless World," when writing to advertisers, will ensure prompt attention.

# CLIX

## Rainbow Terminal

*A new addition  
to the Clix family*



**"Meets the  
Needs of  
Every  
Lead"**

**YOU** can't make any mistakes if you use Rainbow Terminals. You connect by colour with every lead wearing a neat **Identity Ring** corresponding in colour to the terminal top.


Whilst CLIX Rainbow Terminals are primarily designed for use with Pin Terminals, Spade Terminals, or both, they will take any standard fitment of this kind

*In nine distinctive colours—for every purpose.*

*Complete Terminal with nuts, washer, and coloured Identity Ring for affixing to pin or spade connector*

**5d.**  
each.

## CLIX PARALLEL PLUG



Coloured Bushes and Identity Rings are also available for this extraordinarily useful fitment.

**FOR H.T. BATTERIES** use CLIX Wander Plugs, but for Wet H.T. Batteries use CLIX Parallel Plugs.

## LECTRO LINX LTD.

254, Vauxhall Bridge Road, Westminster, S.W.1

Telegrams: "Trolinx, Churton."

Telephone: Victoria 5120



# Brilliant Performance



*"The faithful Speaker, one which neither subtracts nor adds anything, but enables the listener to feel and appreciate the atmosphere surrounding and pervading every musical performance."*



The Mullard Pure Music Speaker with the wonderful harmonic response.

Model "D" £5.5.0    Model "E" £3.5.0

# Mullard

## MASTER · RADIO

# A N O T H E R M E T - V I C



Here is a neat compact 3 Valve Receiver that is easy to build, low in cost, simple to operate, and excellent in performance.

On an average aerial under good conditions, reliable local speaker results are obtained within 50 miles of a major B.B.C. station and 150 miles of either Daventry station.

Obtain copy of this Booklet from your Dealer.

**METRO-VIC**  
 (Proprietors: Metropolitan-Vickers)  
 155 Charing Cross Road



Mention of "The Wireless World," when writing to advertisers, will ensure prompt attention.

# CONSTRUCTOR SET

## "COSMOS" MET-VICK

3 Valve-Daventry-Local  
Resistance Capacity Coupled  
Set for home construction

This set is fully illustrated and described in booklet 7117/3 which contains complete instructions for building, a dimensioned drilling template, and wiring diagrams both pictorial and theoretical.

The set embodies the new Met-Vick A.N.P. (static-Non-Parasitic) Coils, which give unusual selectivity in tuning. It also includes the Cosmos Detector Unit and the well known Cosmos Resistance Coupling Units in the low Frequency ranges. The latter components are responsible for the purity of tone and high quality of reproduction obtained with this set.

The valves recommended are "Cosmos" Shortpath valves for 2 volts or 6 volts.


Booklet 7117/2 can also be obtained from your dealer. This describes similarly a 3-valve set for working the new Cosmos A.C. Valves and is intended for working off the electric lighting mains.

## SUPPLIES LTD.

(Electrical Company Limited.)  
LONDON, W.C. 2.

### "Cosmos" Met-Vick Components Used.

2 VARIABLE CONDENSERS SLOW MOTION .0005	}	EACH
		11 6
1 MINIMUM REACTION CONDENSER .00002		8
1 DETECTOR UNIT TYPE "V"		9 0
2 RESISTANCE COUPLING UNITS TYPE "V" EACH		10 6
1 H.F. CHOKE COIL		6 6
1 PERMACON .001		1 8
2 " " .0002 EACH		1 6
1 RESISTANCE		1 6
1 A.N.P. COIL [B.B.C.]		6 6
1 A.N.P. COIL [LONG WAVE]		10 6
1 BATTERY SWITCH		3 0
1 FILAMENT RHEOSTAT		2 6
"COSMOS" SHORTPATH VALVES EITHER FOR 2-VOLT OR 6-VOLT		
2 BLUE SPOTS		10 6 EACH
1 RED SPOT		12 6



# Six-Sixty "everytime!" says the Constructor




"I want certain results," says the constructor, "and I know that with Six-Sixty I shall get them. Firstly, it is a well-known fact that each Six-Sixty valve is tested under actual broadcasting conditions before being passed on to the public. This is the most exacting test that any valve can undergo. Then, again, what further proof of the excellence of Six-Sixty Valves do I need, when I know that most of the leading Set Manufacturers in the country standardise Six-Sixty in their Receivers? A.J.S., Langham Portable, General Radio Company's Receivers, Mac-Michael, Triphonic, are but a few of those universally known Receivers in which Six-Sixty are standardised. Manufacturers know the best valve, and their choice is mine. They are experts, and what they select is bound to be the best, so I say, SIX-SIXTY EVERY TIME. "Then remember that eight of the famous range of Six-Sixty Valves consume only 0.75 amp. filament current. "I recommend fellow constructors to write for the most attractive booklet describing in detail the full range of Six-Sixty Valves. It is sent post free on receipt of a postcard."

**SIX-SIXTY**  
**GLOWLESS VALVES**

The ELECTRON CO., LTD., 122-124, Charing Cross Rd., London, W.C.2.

Mention of "The Wireless World," when writing to advertisers, will ensure prompt attention.



IGRANIC G. Type L.F. Transformer.


# Buy by the name— IGRANIC

Sometimes a name is more than a mere word, it is a symbol which carries an assurance of dependability. So it is with "Igranic." It is a name which carries an assurance of the best workmanship, the highest quality materials and the highest standard of technical perfection in all radio components with which it is associated.

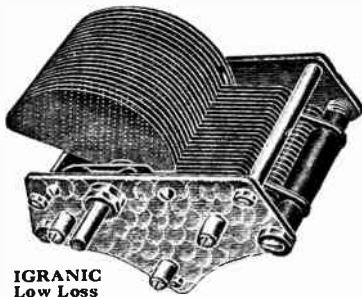
If you want your set to be just as good as it can be, then see that the name "Igranic" is on every component, for remember that the performance of any set cannot be good unless the components put into it are good.

The range of Igranic Radio Devices is the most complete that exists—there is a device for every purpose and every one attains the same high standard of perfection.

Here are a few which will interest you, but for particulars of the full range send for List No. U228, which will gladly be sent by return.



IGRANIC Absorption Wavemeter.



IGRANIC Low Loss Square Law Variable Con tenser


**L.F. Transformer, Type "G."**  
Sets a new standard in transformer design. Substituted for an old transformer it will give new life and unequalled tone range to a wireless set.  
3:6 : 1 for first and single stages.  
7:2 : 1 for second stages and for values of low impedance. Price 30/-

**Absorption Wavemeter.**  
Enables all stations received to be quickly identified. It also makes an efficient wave trap. An invaluable accessory to any wireless set.  
Price £2-13-6, without coils.  
Coil A 15—55 meters. .. Price 10/6  
" B 50—175 " .. " 10/6  
" C 160—600 " .. " 14/-  
" D 550—2000 " .. " £1-1-0

**Low Loss Square Law Variable Condenser.**  
Britain's most famous condenser. Used by all discriminating set designers in the most successful sets.  
'00015 mfd. .. Price 12/-  
'0003 " .. " 14/6  
'0005 " .. " 17/6  
'001 " .. " 22/6

**Filament Rheostat.**  
A Rheostat that has stood the test of time. At its reduced price it offers exceptional value.  
Price 2/-.

**Tapped Triple Honeycomb Coil.**  
Provided with centre and aerial tapplings, it has a large number of uses in modern circuits.  
No. 1 .. .. 3/9  
" 2 .. .. 4/3  
" 3 .. .. 4/9  
" 4 .. .. 5/6  
" 5 .. .. 6/3



IGRANIC Filament Rheostat.



IGRANIC Tapped Triple Honeycomb Inductance Coil.

149, Queen Victoria St.,  
London, E.C.4.



Works: Bedford.

Branches:  
BIRMINGHAM, BRISTOL, CARDIFF, GLASGOW,  
LEEDS, MANCHESTER, NEWCASTLE-ON-TYNE.



# MAKE YOUR OWN CONE SPEAKER


TWO WONDERFUL UNITS AT ONLY **15/-** EACH  
**YOU'LL BE SURPRISED!**

The New Wonder "Nightingale" CONE UNIT with Balanced Armature.

GRAMOPHONE ATTACHMENT.

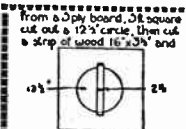


AS FITTED TO OUR CABINET CONE



with 4-inch diaphragm.

AS FITTED TO OUR 25 POST HORN.



From a 3 1/2" board, 3 1/2 square cut out a 12 1/2 circle, then cut a strip of wood 1 1/2 x 3 1/2 and make a hole 2 1/2" dia. In centre, this will carry the unit. Fix strip to board as shown.

**BULLPHONE DOUBLE PAPER CONE 2/-**

Postage 3d. extra.

Exactly as fitted to our own Speakers.

Reduced from 32/6 to 15/- solely as an advertisement for the famous Bullphone Nightingale Loud Speakers. Cobalt magnet guaranteed for all time.

*Astonishing Results, equal to the most expensive Loud Speakers yet made, are guaranteed with either of these Units*

**BUY ON 10% EASY TERMS 5% DEPOSIT**  
 SEND DEPOSIT NOW—NO REFERENCES—SPEAKER BY RETURN.

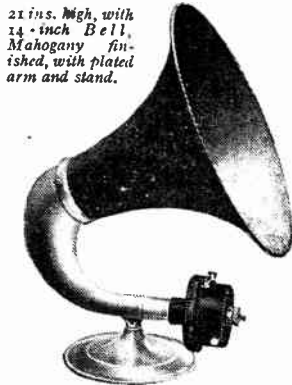


CABINET CONE

Size 17 ins. high by 15 ins. in Mahogany, Walnut or Rosewood finish.

**77/6** cash, or **EASY TERMS**. 10/- deposit and 12 monthly payments of 8/-

Obtainable from your Local Dealer or direct from:—



DE LUXE

**57/6** cash, or 5/- deposit and 12 monthly payments of 5/-

**Bullphone**  
 38, HOLYWELL LANE LONDON E.C.2  
**NIGHTINGALE SPEAKERS**


## Building a set this Winter? Here is the CABINET for it!

The W.B. Range of Cabinets for Constructors provides 7 Stock sizes in Polished Oak or Mahogany. Highly finished Ebonit. panels can be supplied for each size at standard prices. The Cabinets are produced only in a high class finish, each being an article of furniture.

We have kept our prices as reasonable as possible, but in reviewing them it will be appreciated that we are not aiming to cater for any but those requiring the best. We believe that this class of customer is prepared to pay a reasonable price for really good quality; compare W.B. Cabinets and their prices—and your choice will certainly be in their favour.

**PRICES.**

	Oak	Mahogany		Oak	Mahogany
12" x 7" x 7"	15/-	17/6	21" x 7" x 7"	24/-	28/-
14" x 7" x 7"	18/6	21/-	24" x 7" x 7"	30/-	35/-
16" x 8" x 7"	20/-	23/-	26" x 8" x 7"	32/6	37/6
18" x 7" x 7"	21/-	25/-			




Every up-to-date Dealer has a range of these Cabinets to show you.

**WALKER BROS. (GUILDFORD) LTD. BRAMLEY - GUILDFORD**

Telephone: Bramley 117.

**ARE HYDRA CONDENSERS IN YOUR ELIMINATOR?**



**THEY SHOULD BE! WHY?**  
 Because they are obtainable tested on 750 volts, they have the lowest leakage of any condenser in the world, and are better value all round.

1 mfd. - 3/- 2 mfd - 4/- 4 mfd. - 6/9

Tested on 750 volts D.C., working voltage 375 volts.

Obtainable at all dealers, if any difficulty

**LOUIS HOLZMAN, 34, Kingsway, London, W.C.2.**

**CLEAR EST**

**STRONGEST**

**LAST the LONGEST**

**EDISWAN VALVES**

**What Set? Which Valve?**

Say what set you have—or the set you are going to build and we will tell you what valves to use. Post the description to us with the coupon—**TO-DAY.**

To The Edison Swan Electric Co., Ltd.  
(Publicity), 123/25, Queen Victoria Street,  
LONDON, E.C.4.

W.W. 9.11.Z.

Particulars of my set are attached. Send me your value booklet marked up with the values you recommend.

NAME.....

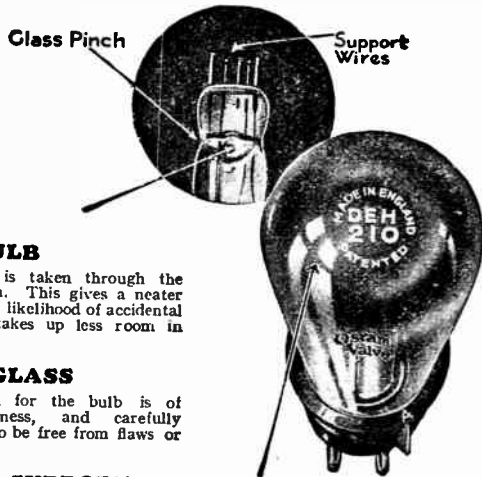
ADDRESS.....

1' 67.

EVERYTHING **The G.E.C.** ELECTRICAL  
your Guarantee

Perfect at Every Point

New **Osram Valves**  
with the New Filament  
The Perfect Bulb



**PIPLESS BULB**

Exhaust tube is taken through the pinch, as shown. This gives a neater appearance, less likelihood of accidental breakage, and takes up less room in the set.

**SELECTED GLASS**

The glass used for the bulb is of uniform thickness, and carefully selected so as to be free from flaws or air bubbles.

**ELECTRODE SUPPORT WIRES**

These are firmly sealed into glass pinch and the greatest care is taken during manufacture to insure high insulation between the support wires. Each valve is rigorously tested for insulation before sale.

**THE FINEST VACUUM OBTAINABLE**

The life and performance of the valve are largely dependent upon the quality of the vacuum in the bulb. Four distinct processes are involved in the air evacuation of every OSRAM Valve Bulb. The final operation utilises the gas-absorbing properties of magnesium to obtain and maintain an extremely high degree of vacuum. This gives to the valve its well-known silvered appearance.

EARL HAIG'S APPEAL



MADE IN ENGLAND.

VALVES WITH THE NEW FILAMENT FOR RESISTANCE-CAPACITY COUPLING

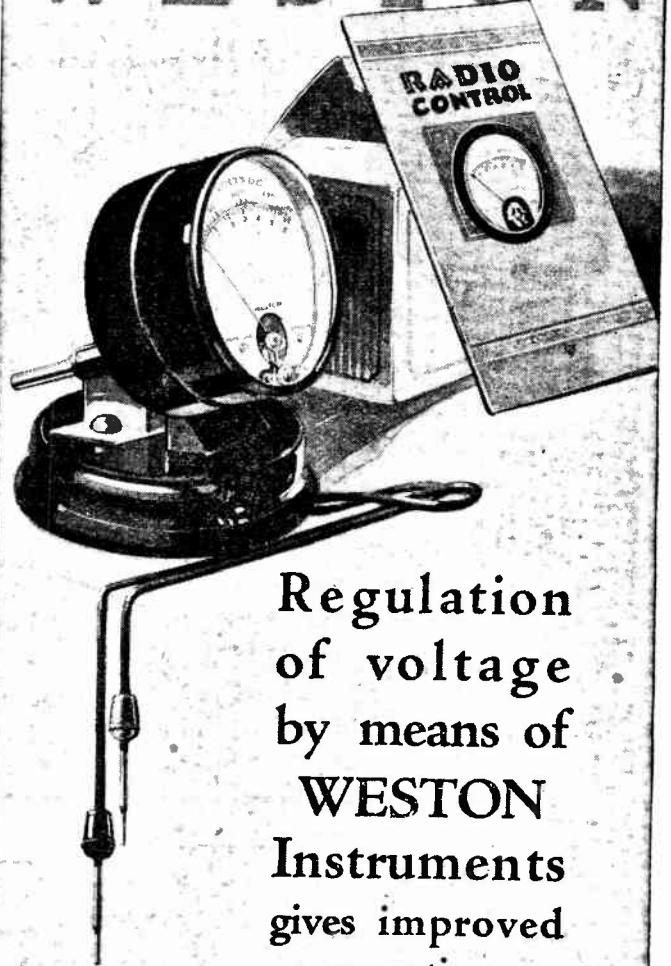
OSRAM	2 volt	4 volt	6 volt	Price each 10/6
	D.E.H.210	D.E.H.410	D.E.H.610	

Made at the factory with the greatest experience in valve manufacture in the British Empire.

Manufactured from raw material to finished product by the same British Organisation.

240, of The General Electric Co., Ltd., Magnet House, Kingsway, London, W.C.2

WESTON



Regulation of voltage by means of WESTON Instruments gives improved reception

To obtain maximum results from your receiver you must be sure that the H.T., L.T. and G.B. voltages are regulated correctly. For an exact measurement of these variable voltages use a Weston Pin-Jack Voltmeter with high-range stand. Only the Weston standard of accuracy and reliability is sufficiently fine to be of any use for such measurements.

The Weston free booklet "Radio Control" explains the necessity for accurate electrical control of your radio receiver and gives much helpful advice. Let us have your name and address.

MODEL 506 Pin-Jack Voltmeter complete with high range stand and testing cables £2:10:0

**WESTON**

STANDARD THE WORLD OVER

Pioneers since 1888

Weston Electrical Instrument Co. Ltd.  
15, Gt. Saffron Hill,  
London, E.C.1

Mention of "The Wireless World," when writing to advertisers, will ensure prompt attention.

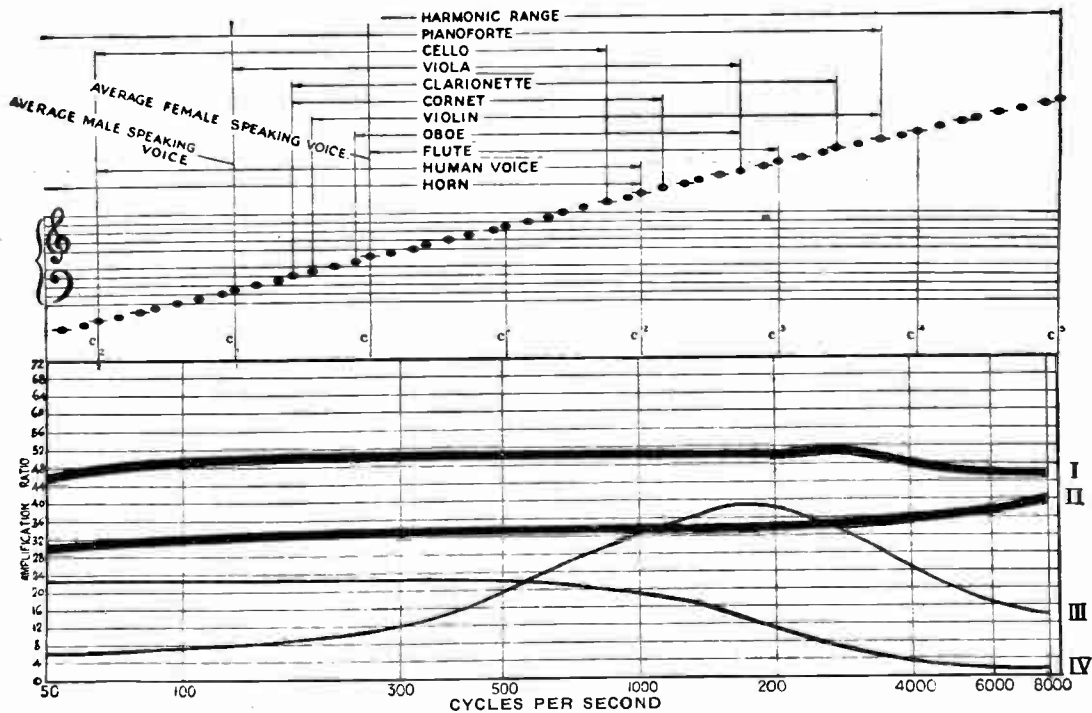


THE  
**FERRANTI**  
 AUDIO  
 FREQUENCY  
**TRANSFORMER**  
 TYPE AF-5

The FERRANTI AF-5 Transformer has been designed for those who require the most nearly perfect amplification that science and technical skill have yet made available, and the curves indicate the degree of perfection achieved.

**Type AF-5.** (Nearly perfect).  
 Ratio : 1/3.5.  
 Inductance : 120/150 Henries.  
 Dimensions : 2 3/8" x 3" x 3 1/4"  
 Weight : 2 lbs. 8 ozs.  
**Price, 30/- nett.**

*No better Intervalve Coupling is available at any price.*



CURVE I.—The FERRANTI AF-5 Transformer, with a 17,000 ohm valve ( $M=14\frac{1}{2}$ ).  
 CURVE II.—The FERRANTI AF-5 Transformer, with a 10,000 ohm valve ( $M=9\frac{1}{2}$ ).  
 CURVE III.—A Cheap Transformer.  
 CURVE IV.—Resistance-Capacity Coupling.

**FERRANTI LTD.,**  
 HOLLINWOOD, LANCASHIRE.

# Build your set with **CYLDON**

## VARIABLE CONDENSERS

They have been rightly described as "A Supreme Example of Scientific Engineering." There is a type for every purpose, each built to the "Cyldon" standard of perfection, each a means of obtaining better results. Make no mistake, "Cyldon" Condensers are an essential to perfect reception.

### THE "CYLDON" LOG-MID-LINE CONDENSER

is a true Logarithmic Condenser, designed and put on the market by us nearly 12 months ago. To-day it is almost universal, and owing to its numerous advantages over other types must be the condenser of the future: it is fully explained in our free Booklet, see below.

PRICES.		
List No. D1	'001	19/-
" D5	'0005	15/6
" D3	'0003	14/6
" D25	'00025	14/-
" D2	'0002	13/6

With large 4 inch knob dial 2/- extra.

### "CYLDON" BEBE CONDENSERS.

Recent developments in Radio science have necessitated the use of a small capacity variable air-spaced condenser. For Beartz circuits, Reaction and balancing stray capacities, etc., this new "Cyldon" product is ideal.

PRICES.		
List No. BB1	'0001	7/6
" BB15	'00015	8/-
" BB2	'0002	8/6
" BB25	'00025	9/6



The vanes are shaped true square law, which is the proved best law for this particular type of condenser. The dielectric is outside the electrostatic field. A small graduated Bakelite knob-dial, 2 inches in diameter, is supplied with each condenser.

Write for a FREE copy of this useful booklet "Concerning Variable Condensers." Every keen constructor should secure a copy, post free, without delay.

**SYDNEY S. BIRD & SONS, LTD.,**  
Cyldon Works, Barnesfield Road, Enfield Town, Middlesex.



Goodall Ad.



Telephones: Enfield 2071 (2 Lines).

Telegram: "Capacity, Enfield."

# SHORT WAVES-MEDIUM WAVES-LONG WAVES!

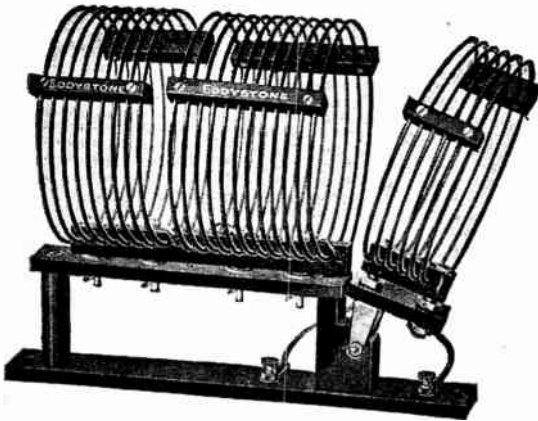
The New

# EDDYSTONE

INTERCHANGEABLE INDUCTANCE UNIT  
SUPPLIES A LONG NEEDED WANT.

New York, Sydney, London, Langenburg etc., Daventry 5GB and 5XX, ALL ON ONE SET.

This new "EDDYSTONE" unit covers the complete wave-length band from 14 to 100 metres, 250 to 550 metres, and 1,000 to 1,800 metres, using a '00015 tuning condenser, and covers it in a manner that will satisfy the requirements of the most exacting enthusiast. The short wave coils are of the famous "EDDYSTONE" pattern, and while embracing the technical requirements necessary for a real Short wave coil, they are strong and rigid. The higher band coils when used in the same receiver give truly remarkable results.



TYPE A.V. UNIT  
with semi-variable aerial coil.

- 5 coils with stand as shown 20/-
- 15-100 metres - - - - - 5/-
- Extra coils for 14-25 metres - - - - - 11/-
- B.B.C. coils with reaction and aerial coil - - - - - 8/6
- 5XX coils. (Patent applied for)




Sole Manufacturers:—  
**STRATTON & Co. Ltd.,**  
BROMSGROVE ST.,  
BIRMINGHAM.

London Service Depot:—  
**Webb's Radio Electric**  
Stores,  
164, Charing Cross Rd.

Mention of "The Wireless World," when writing to advertisers, will ensure prompt attention.





## WHAT DO YOU EXPECT?

**A**N H.T. Unit may give you clear, strong reproduction from your set, and it may spare you the annoyance of replacing or recharging batteries.

But when you make an outlay of several pounds you expect to get something that will last.

That is why you will be spending your money wisely if you get a Dubilier Unit.

The Condensers in our Units (and it is condensers that matter) really do stand up to their work. They are designed by folk who know what they are about.

If it's safety and *real* economy you are after ask your dealer for a Dubilier H.T. Unit and you will get the good job you have a right to expect.

Illustrated is our D.C. De Luxe Model with two variable and two fixed voltage tapings.

### Prices.

- Model No. 1 (D.C.) two fixed one variable voltage tapings. £4 12 6
- Model No. 2 (D.C.) as illustrated . . . . . £8 10 0
- Model No. 3 (A.C.) Rectifier to be used with either Nos. 1 or 2 above . . . . . £6 6 0

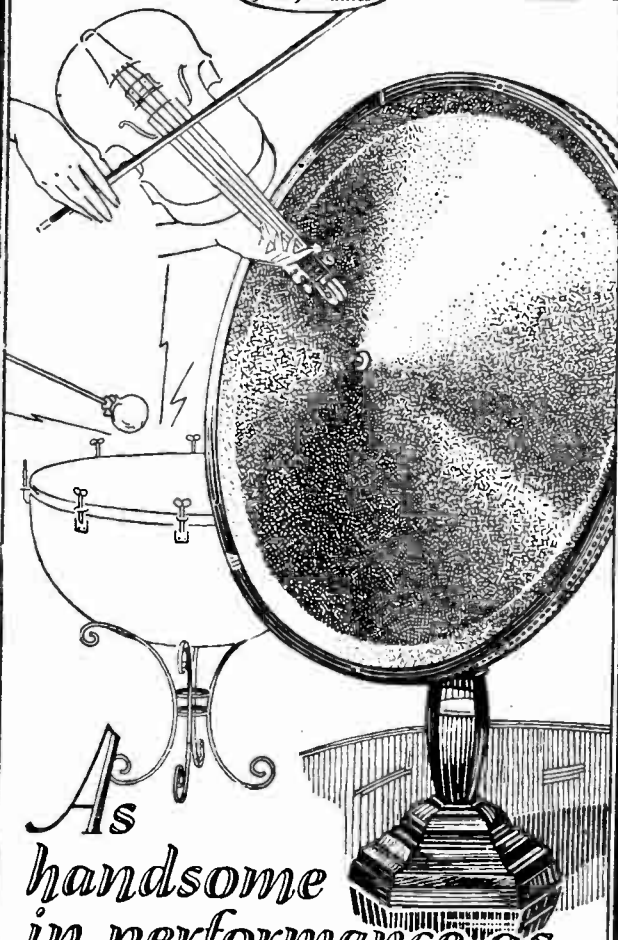
*All models are fully described in our catalogue, may we send you a copy?*



*Advt. of the Dubilier Condenser Co. (1925) Ltd., Ducon Works, North Acton, W.3.*

T.C.69

EVERYTHING **The G. E. C.** ELECTRICAL  
*your guarantee*




*As*  
**handsome  
in performance as  
in appearance**

The beautiful appearance of the GECOPHONE Standard Cone Loud Speaker places it far above the ordinary, but does not detract from its amazing reproducing qualities. For pure and faithful reproduction, giving a wealth of rich tones with clarity that is almost startling in its reality, the GECOPHONE "Standard" Cone Speaker is supreme. The cone can be adjusted to any desired angle.

**PRICE—SIX GUINEAS.**

"GECOPHONE RADIO RECEIVERS and GRAMOPHONE REPRODUCERS, LOUD SPEAKERS"—DESCRIPTIVE BROCHURE  
If you are looking for a better set with a novel feature, write for a copy of the beautifully illustrated brochure, E.C. 4524 sent post free on request.




**GECOPHONE**  
REGISTERED TRADE MARK

**CO NE**

**LOUD SPEAKERS**

*Sold by all Wireless Dealers*

**PEERLESS IN MORE THAN NAME**  
*Two Quality Components.*



**PEERLESS SEMI-FIXED RESISTOR**

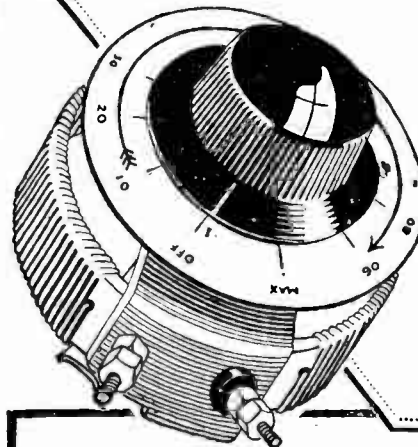
*Efficient, Neat and Cheap.*

You can see from the illustration what a neat job this "Peerless" Fixed Resistor is. The Base is solid insulation and the Former a strong impregnated material that atmospheric conditions will not affect. The wire is wound evenly and firmly, and terminals and soldering tags are fitted. One-hole fixing. A very thoroughly assembled and finely finished unit in all.

PRICE **1/3**

**PEERLESS Junior RHEOSTAT**

Resistance element is immune from damage. Will safely carry current of two valves. An OFF position is provided, while definite stops make short circuit impossible. Complete with



silvered  
Dial,  
Panel  
Mounting,  
2, 6, 10,  
15, 30 or  
60 ohms,

**2/3**

With  
Ebonite  
Dial, **2/6**

*From all good Dealers, or direct:—*

**THE BEDFORD ELECTRICAL & RADIO CO., LTD.,**

**22, CAMPBELL ROAD, BEDFORD.**

LONDON:

21, Bartlett's Buildings,  
Holborn Circus E.C.4  
Tel.: Central 6661.

GLASGOW:

113, St. Vincent Street, C.2



**O**N BOARD SHIP! A roaring gale, the darkest night, dangerous rocks and shallow water ahead. But your fears subside; for there, clear-cut through the blackness, flashes the lighthouse's ever present warning. Your faith in the watchdog of the seas never wavers.

And so with ADICO! This outstanding battery will never let you down. Its long life, exceptional recuperative powers and low price will astound you.

The ADICO range includes H.T., Grid Bias, Flashlamp, Dry Cell and Batteries made to specification.

*Extract from test report in the "Broadcaster," Wireless Trade Paper, dated July, 1926.*  
 "After six weeks shelf life with temperature varying from 55° to 70° there was not the slightest drop in voltage. Our tests show the 'ADICO' H.T. Battery to be excellent in every respect. Will meet the exacting demands made upon H.T. Batteries by present day receivers. The price is very moderate."

*Positively the finest value in the world*

# ADICO BATTERIES

ADIE & CO., LTD., DEPT. A, 2, ALDERMANBURY AVENUE, E.C.2.

Telephone: London Wall 2474.

IF YOUR DEALER CANNOT SUPPLY YOU, WE WILL DELIVER POST FREE, ON RECEIPT OF CASH WITH ORDER.

**PRICES :**

- H.T., 100 v. - - 12/6
- H.T., 60 v. - - 7/6
- H.T., 30 v. - - 4/-
- Grid Bias, 9 v. - 1/8
- Flashlamp, 4.5 v. 4½d.

**DRY CELLS.**

- Spring Terminals 1/10
- Screw " 2/3

*Large Capacity.*

- Torch, 4.5 v. - - 1/1
- " 3 v. - - 9d.
- " 1.5 v. - - 4½d.



free



# Cossor "Melody Maker" Sweeps the Country

EVERYBODY'S doing it! From Land's End to John o'Groats you'll find them building the wonderful Cossor "Melody Maker". Fathers, sons and grandfathers, too - men who have never handled a Wireless Set, you'll find them all making this amazing Receiver.

There has never been anything like it before. No wireless invention has so fired the imagination of the public. Scores of thousands have applied for the big constructional sheet which shows how to build this amazing Receiver. It's the most simple constructional system ever evolved. Even if you don't know the first thing about Radio you can't go wrong. Soldering has been abolished - every detail has been made perfectly clear.

The Cossor "Melody Maker" is a Set you'll be proud to own. Its high efficiency will enable you to receive the new B.B.C. Alternative Programmes and also broadcasting from France, Holland, Germany, Italy and Spain with perfect clarity and at full loud speaker volume. And best of all, when you build the Cossor "Melody Maker" you'll save money - you'll get a magnificent Receiver at the cost only of a few inexpensive components. Send the coupon *to-day*.

Backed by the world wide reputation of Cossor Valves

To A. C. Cossor, Ltd., Highbury Grove, London, N. 5

Please send me free of charge your full-size constructional sheet How to build the Cossor "Melody Maker".

Name.....

Address.....

W.W.S.

# Build the Cossor "Melody Maker"

# The Wireless World

AND  
RADIO REVIEW  
(15<sup>th</sup> Year of Publication)

No. 428.

WEDNESDAY, NOVEMBER 9TH, 1927.

VOL. XXI. No. 19.

Editor : HUGH S. POCOCK.

Assistant Editor : F. H. HAYNES.

Editorial Offices : 139-40, FLEET STREET, LONDON, E.C.4

Editorial Telephone : City 4011 (3 lines).

Advertising and Publishing Offices : DORSET HOUSE, TUDOR STREET, LONDON, E.C.4.

Telephone : City 2847 (13 lines).

Telegrams : "Ethaworld, Fleet, London."

COVENTRY : Hertford Street.

BIRMINGHAM : Guildhall Buildings, Navigation Street.

MANCHESTER : 199, Deansgate.

Telegrams : "Cyclist Coventry."  
Telephone : 8210 Coventry.

Telegrams : "Autopress, Birmingham."  
Telephone : 2970 and 2971 Midland.

Telegrams : "Iliffe, Manchester."  
Telephone : 8970 and 8971 City.

Subscription Rates : Home, 17s. 4d. ; Canada, 17s. 4d. ; other countries abroad, 19s. 6d. per annum.

*As many of the circuits and apparatus described in these pages are covered by patents, readers are advised, before making use of them, to satisfy themselves that they would not be infringing patents.*

## THE SUPER-HETERODYNE.



THE super-heterodyne principle of reception stands out from all other types of circuit as a system of remarkable ingenuity, and probably it would be no exaggeration to say that it holds first place for originality amongst all the multitude of receiving circuits which have come to light since the valve was developed. After first the principle of the super-heterodyne was disclosed receivers of that type were in vogue for a considerable time in America, and the enthusiasm also spread to this country ; but after a while the popularity of the super-heterodyne died down, and it is, perhaps, of interest to consider some of the causes which contributed to the lapse of enthusiasm.

### Early Objections to the Superhet.

First probably amongst the objections to it was the fact that more valves were required, and the cost of running, in the days of bright emitter valves, had to be taken into consideration ; also components were numerous, thereby adding considerably to the initial cost. Secondly, the super-heterodyne receivers put out were for the most part unsatisfactory in performance, particularly as regards quality, and the general-purpose valves available then were by no means ideal for performing under the variety of conditions required in this type of circuit. Thirdly, the super-heterodyne came into marked prominence at a time when broadcasting stations were by no means numerous and special selectivity was quite unnecessary in a receiver, and, since this may be regarded as the outstanding feature of the circuit, it seems quite natural that the impression soon got about that a super-heterodyne was not worth the extra expense the number of valves and current consumption involved.

But let us review the position to-day. Valves are very much cheaper than they were. The same remark applies to components. The consumption of current by valve filaments has gone down to a fraction of what it was in the days of the bright emitter ; and the need for selec-

tivity has increased enormously. To-day, unless one is content with one or, at most, two programmes, selectivity is essential, and probably only a super-heterodyne can tackle the problem of separating all the broadcasting transmissions of Europe which do not actually overlap one another in their frequency bands. The only alternative is to consider a neutrodyne type of receiver with a number of tuned H.F. stages, when immediately you are up against the problem of tuning each stage independently or compromising with still more stages of flatter tuning.

We have never lost faith in the super-heterodyne receiver, although our readers will have noticed that we have not dealt with it to any great extent in constructional articles. For some time past we have had frequent applications for the design of a super-heterodyne, but we felt that it was necessary to make sure that when we did put one out it should be a receiver which did full justice to the advantages inherent in the circuit principle.

### The Wireless World "Super Seven."

In this issue we introduce to our readers a design for a super-heterodyne which we are satisfied will come up to expectations. Amongst its principal merits are that it enjoys a background of silence, whereas with super-heterodynes generally it is so common for the background to be heard almost above the signal strength. By background, of course, is meant the noise originating in the receiver itself and not picked up by the collector. The quality leaves little to be desired, and this without impairing the outstanding advantage of selectivity.

It is always interesting to handle a receiver employing a principle with which we may not be familiar. Many of our readers, no doubt, have never used a super-heterodyne, and the Wireless World "Super Seven" will undoubtedly be appreciated, especially as the details of construction have been simplified until the work involved in the actual making of this receiver requires very little ingenuity beyond that necessary to build receivers of the more usual types.





Simplicity of Manipulation. No Aerial  
or Earth Required.

By H. B. DENT.

**T**HERE is a common belief that an outside elevated aerial is a necessary adjunct to a wireless receiver when it is desired to receive signals transmitted from a distant station, and under certain conditions this is true. A short inside aerial and a receiver incorporating a number of high-frequency amplifying valves will enable the distant broadcast stations to be heard, but this necessitates the employment of receiving apparatus fitted with many complicated tuning controls. A wire suspended across a room or running parallel with a picture rail but spaced well away from the wall does not enhance the appearance of a room, or please the eye of the commander-in-chief, and it is for this reason that many are debarred the pleasure of listening to home or distant broadcast. The elevated wire could, of course, be replaced by a frame aerial, either built into the receiver or as a separate component, but this still further complicates the tuning for the reason that all controls become very much more critical than would otherwise be the case.

To achieve any worth-while results when a frame aerial is employed the receiver should incorporate at least three stages of high-frequency amplification, and as an aperiodic amplifier is little better than a passenger it becomes necessary to tune each stage if a reasonable amplification per valve is desired. Improvements in the design of receiving circuits and valves will lead eventually to the efficient "ganging" of tuned circuits, but at the present time this can be achieved only by the addition of sundry compensating devices, which must be adjusted at different settings of the main control. When the receiver is in close proximity

to a broadcast station and it is desired to receive distant signals, very high selectivity is demanded, and this can be achieved only by cascading a number of sharply tuned circuits, all of which must be adjusted for any change of wavelength. The supersonic heterodyne method of reception provides an easy way out of these difficulties, and a really efficient receiver embodying three stages of high-frequency amplification, but having two essential controls only, can be designed. To appreciate this, the fundamental principles of supersonic heterodyne reception must be understood, and a space will be devoted, therefore, to a brief explanation of this subject.

#### Supersonic Heterodyne Reception.

The outstanding difference between this method of reception and the arrangement generally known as a "straight" circuit is that in the former high-frequency amplification is carried out on a long wavelength, whereas in the latter this takes place on the signal wavelength. To make this quite clear, in a superheterodyne the H.F. amplifier is adjusted to a definite wavelength, and all signals, irrespective of their individual wavelengths, are amplified at this fixed wavelength. The H.F. amplifier is usually adjusted to about 6,000 or 8,000 metres; however, in some cases it may be advantageous to go as high as 10,000 metres. The long-wave amplifier can be constructed so that each stage is sharply tuned, but as this functions on a fixed wavelength it will not be necessary to incorporate variable tuning controls. A further advantage is that a stable amplifier for one wavelength only is considerably

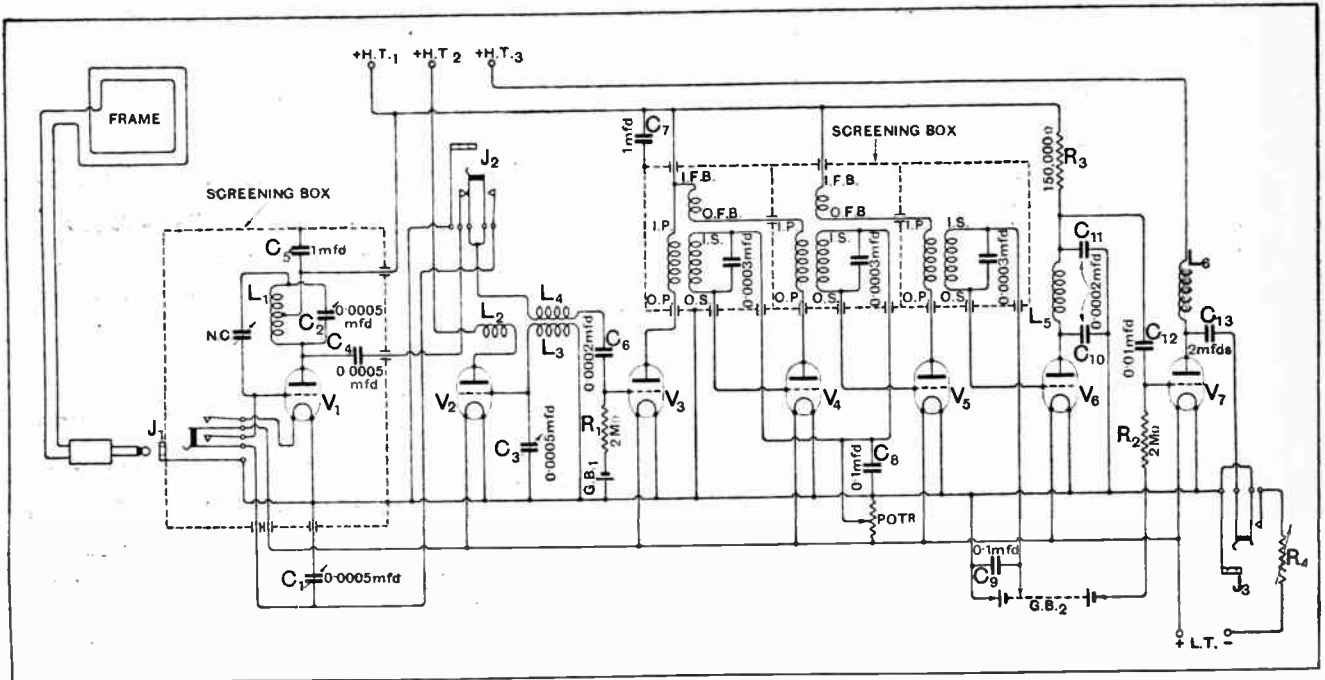


Fig. 1.—The circuit diagram. Screening boxes are indicated by the dotted lines.

easier to build than one required to cover a band of wavelengths and to be continuously variable, and stable, over the whole tuning range.


The sensitivity and, incidentally, the selectivity can be improved by the addition of a high-frequency amplifying valve before the signal is converted to a long wavelength, and as this will result in two separate H.F. amplifiers, each functioning on entirely different wavelengths, suitable nomenclature must be adopted when referring to the various circuits comprising a superheterodyne receiver. In the present case the short-wave amplifier will be called the signal frequency amplifier, and the other the intermediate frequency amplifier.

We have seen that one of the conditions pertaining to the supersonic heterodyne method of reception is that all

signals must be converted to a long wave, and the method by which this is achieved will now be considered. This will be more easily followed if signals are considered in respect of their frequencies rather than of wavelength, and the following formula shows the relationship between frequency and wavelength :

$$\text{Frequency} = \frac{\text{Rate of Propagation}}{\text{Wavelength.}}$$

The rate of propagation, or velocity, of wireless waves is the same as that of light, namely, 186,000 miles, or 300,000,000 metres, per second. It will be seen, therefore, that as the wavelength is shortened the frequency increases, and *vice versa*. Before the received signal can be amplified it must be converted to the frequency of the intermediate amplifier, and this is accomplished by super-



A general plan view of the receiver with the screening box covers removed.

LIST OF PARTS.  
7-VALVE SET (H.B.D.).

- |  |   |
|--|---|
| <ul style="list-style-type: none"> <li>1 Ebonite panel, 30in. x 9in. x 1/4in.</li> <li>1 Wooden baseboard, 30in. x 9in. x 1/4in.</li> <li>1 Baseboard mounting Loricostat, one-way, 6 ohms (A. W. Stapleton).</li> <li>5 "Triumph" valve holders type V138 (A. H. Clackson).</li> <li>2 "Benjamin" valve holders (Benjamin Elec. Ltd.).</li> <li>3 "Utility" variable condensers, with micro dials, 0.0005 mfd. (Wilkins &amp; Wright).</li> <li>2 "Igranic Pacent" jacks, No. P66 (Igranic).</li> <li>1 Neutrovernia (Gambrell).</li> <li>2 Mansbridge type fixed condensers, 1 mfd. (Dubilier).</li> <li>2 Mansbridge type fixed condensers, 0.1 mfd. (Dubilier).</li> <li>1 Mansbridge type fixed condenser, 2 mfd. (Dubilier).</li> <li>1 "Freshman" fixed condenser and base, 0.0005 mfd. (Igranic).</li> <li>3 "Freshman" fixed condensers and base, 0.0002 mfd. (Igranic).</li> <li>3 Air dielectric fixed condensers, 0.0003 mfd. (Ormond).</li> <li>2 Grid leaks, "Dumetohm," 2 meg., and holders (Dubilier).</li> <li>1 Anode resistance, 150,000 ohms, and holder (Dubilier).</li> <li>2 "Igranic Pacent" universal plugs, No. P40 (Igranic).</li> <li>1 Centre-tapped coil "B" and holder (Gambrell).</li> </ul> | <ul style="list-style-type: none"> <li>1 Coil, B1 (Gambrell).</li> <li>1 Coil, B (Gambrell).</li> <li>1 Coil, A (Gambrell).</li> <li>1 "T" Cell, 1 1/2 volt (Siemens).</li> <li>1 Grid bias battery, 15 volts (Siemens).</li> <li>6 Terminals (Igranic).</li> <li>3 "Springmore" wander plugs (Igranic).</li> <li>1 L.F. choke, 32 henries (Pye).</li> <li>3 Coil mounts, "Wearite" (Wright &amp; Weaire).</li> <li>1 "Igranic Pacent" potentiometer, porcelain type, 400 ohms (Igranic).</li> <li>8 ins. ebonite rod, 2in. diameter.</li> <li>1 pr. "Cameo" aluminium panel brackets, 6in. x 4in. (Carrington).</li> <li>2 ozs. No. 40 S.W.G. D.S.C. wire.</li> <li>8 ozs. No. 32 S.W.G. D.S.C. wire, green covered.</li> <li>3 ozs. No. 32 S.W.G. D.S.C. wire, white covered.</li> <li>2 ozs. No. 24 S.W.G. D.S.C. wire.</li> <li>4 1/2 sq. ft. copper sheet.</li> <li>1 lb. No. 18 S.W.G. bare copper wire.</li> <li>4 yds. Sistofolex (Spicers).</li> </ul> |
|--|---|

Approximate cost £11 (without cabinet).

In the "List of Parts" included in the descriptions of *THE WIRELESS WORLD* receivers are detailed the components actually used by the designer and illustrated in the photographs of the instrument. Where the designer considers it necessary that particular components should be used in preference to others, these components are mentioned in the article itself. In all other cases the constructor can use his discretion as to the choice of components, provided they are of equal quality to those listed and that he takes into consideration in the dimensions and layout of the set any variations in the size of alternative components he may use.

imposing on the incoming oscillations a second set of oscillations generated in the receiver. This will result in the formation of an E.M.F. having a frequency equal to the difference between the frequencies of the two forces acting on the circuit, and this beat frequency is passed to the long-wave amplifier. If we assume that this amplifier is tuned to have a fundamental frequency of 50,000 cycles (6,000 metres wavelength) and the incoming signal 1,000,000 cycles (300 metres), then the local oscillator must generate either 1,050,000 cycles or 950,000 cycles per second to produce the required difference of 50,000 cycles. From this we see that every signal can be received at two distinct settings of the local oscillator, and the use to which this can be put will be dealt with later when we come to the question of tuning adjustments.

Number of Valves Required.

The high-frequency amplification is carried out on a fixed wavelength so that as many stages as practical considerations will allow can be employed without adding to the complicity of tuning; however, in practice two or three stages will be found sufficient. Under normal conditions of reception and when three efficient stages of high-frequency amplification are used, one low-frequency amplifier will suffice to give loud-speaker results from practically

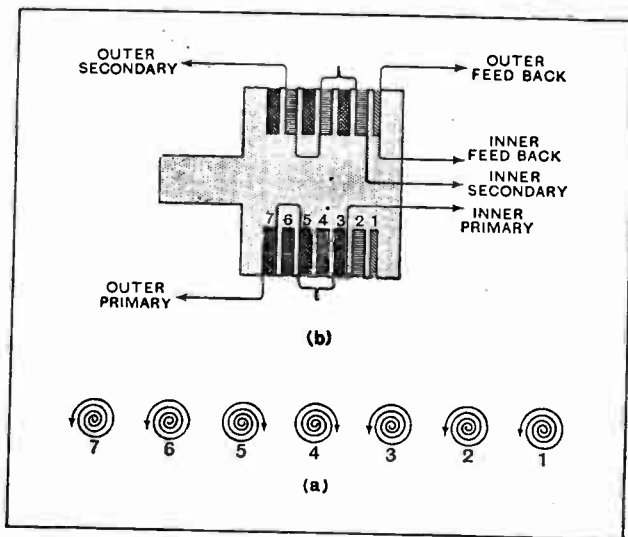


Fig. 3.—Winding details of I.F. transformer; (a) shows the direction of windings in each groove; (b) the method of interconnecting the sections.

all the worth-while stations, even though a frame aerial is employed to pick up the initial signal impulse.

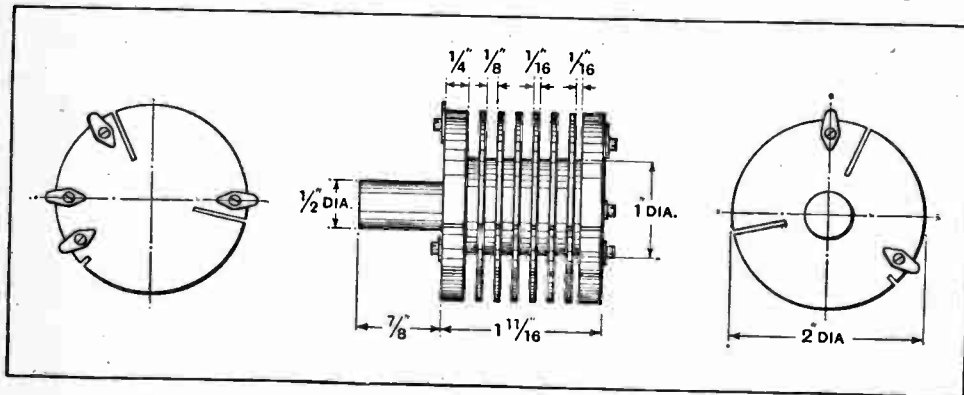


Fig. 2.—Dimensional drawings of special long-wave transformer bobbin.

Stabilised I.F. Amplifier.

The supersonic heterodyne receiver described in this article incorporates a high-frequency valve functioning at signal frequency, a local oscillator, a detector, two stages of long-wave amplification, a second detector, and one stage of low-frequency amplification. With the exception of the intermediate amplifier, all components in the receiver can be obtained ready made, and it is only

Wireless World "Super Seven."

due to the absence of suitable I.F. transformers that the construction of these must be undertaken by the reader. If reference is made to the circuit diagram, Fig. 1, it will be seen that the intermediate amplifier is stabilised by feeding back a small amount of energy from one stage to the preceding stage, and the amount fed back will, of course, depend on the type of valves used in the I.F. amplifier. In all but two of the supersonic heterodyne receivers which the writer has examined, the required stability is obtained by applying a positive bias to the grids of the valves, with the result that the high-tension current is considerably increased. The heavy drain thus imposed on the H.T. battery has, in the past, rendered this type of receiver very unpopular, but when an economical I.F. amplifier is used the total H.T. current consumed will be found comparable with that taken by any other type of set incorporating a similar number of valves.

The stabilisation of the I.F. amplifier is not absolute, but adjusted so that when the grids of the valves are at zero potential the amplifier is hovering between stability and instability, and it is therefore highly sensitive to very weak signals. The potentiometer is provided to give just that extra control necessary when receiving strong signals. To obtain the maximum amplification and selectivity from this portion of the receiver it is essential that each H.F. stage should be tuned to the same wavelength, and experiments have proved that this

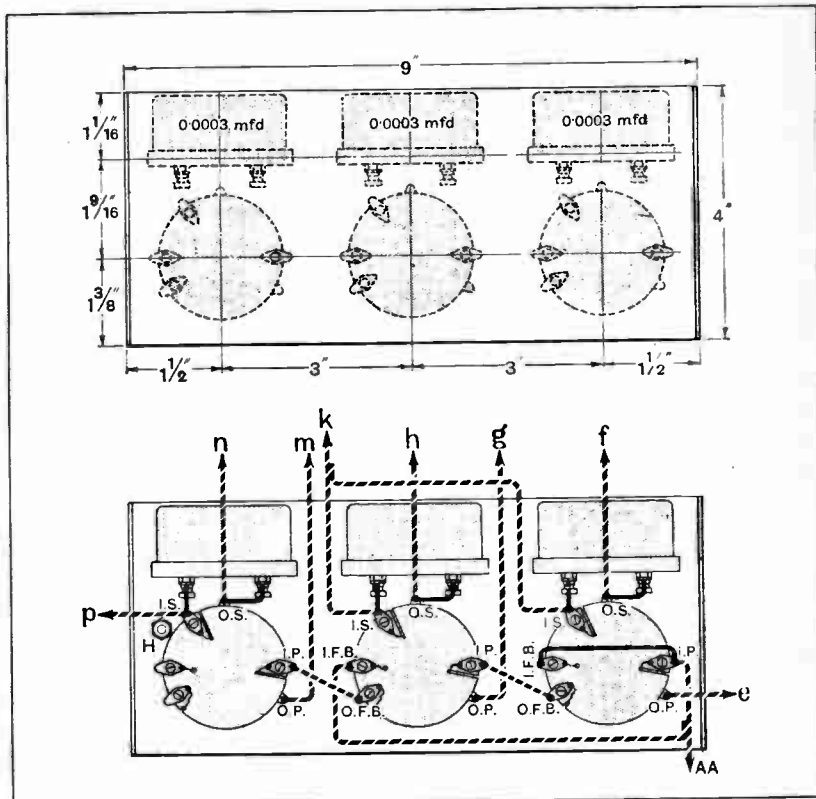



Fig. 4.—Wiring plan of I.F. unit.

can be accomplished without resort to variable controls. However, the transformers should be carefully constructed and matched condensers must be used. The mica type of condenser does not lend itself to quantity production of matched capacities, and it is for this reason that the air dielectric condenser is recommended.

The formers carrying the transformer windings, Fig. 2, are turned out of solid ebonite rod, 2in. in diameter, and the width and depth of the grooves must be identical in all three cases, as any slight discrepancy between these individual formers will result in the inductances varying between wide limits. The 1/4in. annular grooves should be wound with 300 turns of No. 32 D.S.C. wire and alternative sections connected in series. The method of winding has been carefully planned to facilitate this, and the reader is advised to adhere strictly to the following instructions. By again referring to Fig. 2,



The I.F. unit with screening box removed. The signal frequency amplifier before fitting into copper box.

**Wireless World "Super Seven."**

it will be seen that two narrow slots have been cut longitudinally through the former, and these reach to  $\frac{1}{2}$  in. below the bottom of each groove. The slots should be cut with a fretsaw and great care must be taken not to break the dividing partitions. To guard against the

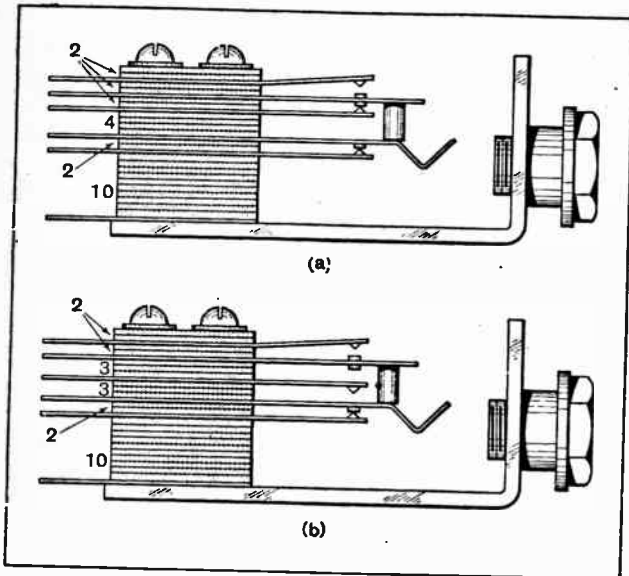


Fig. 5.—(a) The Igranic P66 jack before alteration. (b) After making the necessary modification.

possibility of the partitions becoming displaced during winding, it is recommended that spacing pieces of wood, or other suitable material, should be inserted in the grooves either side of the one being wound.

The direction of the windings in the seven grooves is shown in Fig. 3 (a), and the method adopted of inter-connecting the various sections can be seen from Fig. 3 (b). No. 3 should be wound first, and packing pieces must, therefore, be placed in grooves 1, 2, and 4; however, before inserting the packing in grooves 1 and 2 the commencement of the wire must be laid in its respective longitudinal slot and bedded well down below the bottom of sections 1 and 2. Having inserted the distance pieces in grooves 1 and 2, wind 300 turns of No. 32 S.W.G. D.S.C. green-coloured wire in the No. 3 and finish off by tying the last turn with cotton to a few of the neighbouring turns. Now remove the packing from No. 2 groove and wind this in the same manner as No. 3, only in this case use the white-coloured wire. The

packing pieces in No. 1 groove can now be removed, and this wound with 60 turns of No. 26 S.W.G. D.S.C. wire. It is important to see that the direction of the winding is the same in these three sections. The next groove to be wound is No. 4, but before inserting the packing pieces in No. 5 groove the commencement of the wire must be laid in its respective longitudinal slot, leaving about six inches protruding beyond the end of the former to facilitate joining to the commencement of the last secondary section. The direction of the winding in No. 4 groove must be opposite to that in Nos. 1, 2, and 3; this is very important and must not be overlooked. The white-coloured wire should be used, as this winding forms a portion of the transformer secondary and is therefore the same as No. 2. The remaining grooves will be completed in rotation, viz., 5, 6, and 7; the green wire being employed for sections 5 and 7 and the white for No. 6. The direction of the winding in No. 5 should be the same as that in No. 4, but those in 6 and 7 must follow the same direction as 1, 2, and 3. Three transformers will be required, and the instructions given above should be carefully followed in all cases. An examination of the circuit diagram will show that two of the transformers only need to be provided with a feed back winding, but it is thought that standardisation of construction will considerably simplify the work.

**Screening.**

The intermediate transformers and their condensers are mounted on a small sub-panel made from hard wood covered with a sheet of copper and battens are fixed to the underside, thus enabling the various wires to be brought out to their respective connections. A copper box, provided with two dividing partitions, totally encloses the unit, so that each tuned circuit is individually and completely screened. A general idea of the completed unit, with the screening box removed, can be obtained from the illustration, and the wiring plan is shown in Fig. 4.

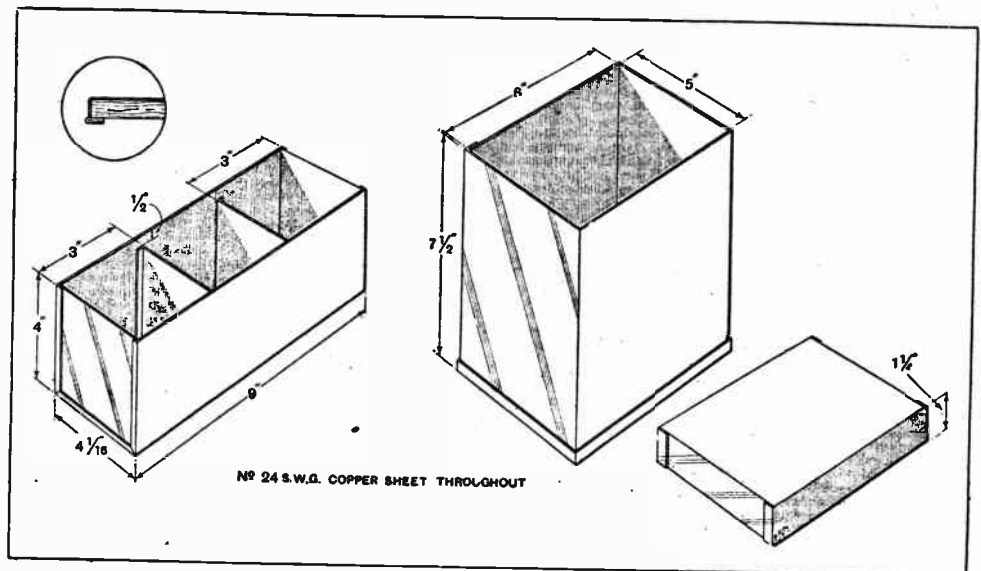


Fig. 6.—Details of the two copper screening boxes and metal covering on I.F. sub-panel.



Wireless World "Super Seven."

The single-valve signal-frequency amplifier is constructed as a separate unit, and, similar to the I.F. amplifier, is completely screened in a copper box. The importance of screening in receivers embodying high-frequency amplification must not be overlooked, especially in cases where a high amplification per stage is obtained, or when two or more stages are cascaded. The necessity for complete screening is, perhaps, more essential with a frame aerial receiver than with any other type, for the reason that the input circuit is very lightly damped. The signal frequency amplifier is constructed as a separate unit, and all the component parts are assembled on a small wooden base which, when completed, is lowered into the copper box, and the whole held in position by two wood screws passing through to the baseboard. A neutralised tuned anode circuit is employed in conjunction with a medium voltage amplification valve, and commercial components can therefore be used, thus obviating the necessity for special constructional work. The only point of interest about this portion of the receiver is the provision of jack switching to enable this unit to be switched in or out of circuit as

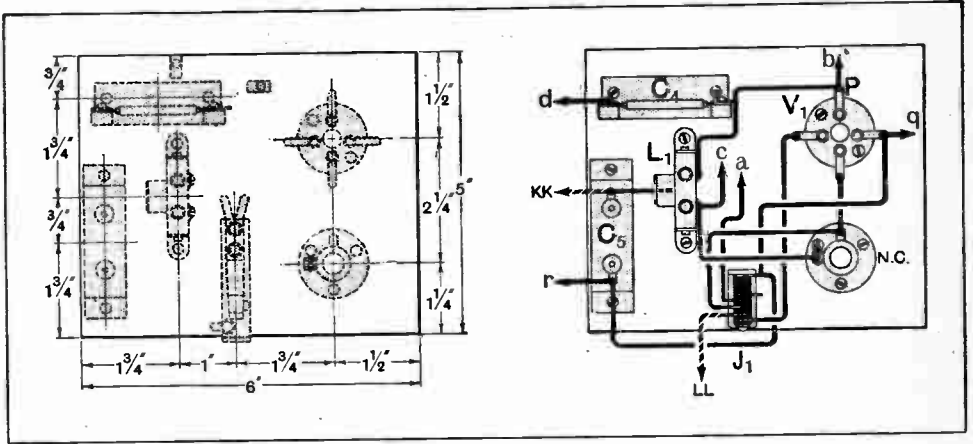


Fig. 7.—Wiring plan of signal-frequency amplifier.

the occasion demands. Generally speaking, switching in H.F. circuits is not to be encouraged, but if this is necessary to simplify tuning and it can be accomplished with the minimum of losses, its inclusion is justified. Without some means of switching out the signal frequency amplifier there would be three essential, and critical, tuning controls, and this would render the initial tuning-in of stations a tedious process, whereas with two controls tuning is reduced to quite a simple matter.


Alternative Frame Positions.

With the frame aerial lead plugged into the second jack, the signal frequency amplifier is out of action, but on changing the plug to the first jack (in copper box) the amplifier is brought into circuit. The switching has been planned to simplify the tuning, and this can be accomplished only when the variable condensers tune their respective circuits under all conditions. Unfortunately, the switching of the first valve cannot be carried out with a commercial pattern jack, but, by the exercise of a little care, a standard jack can be altered to comply with the requirements. An Igranic No. P66 jack was therefore obtained and modified in the manner shown in Fig. 5; (a) shows the standard vehicle and (b) the modification.

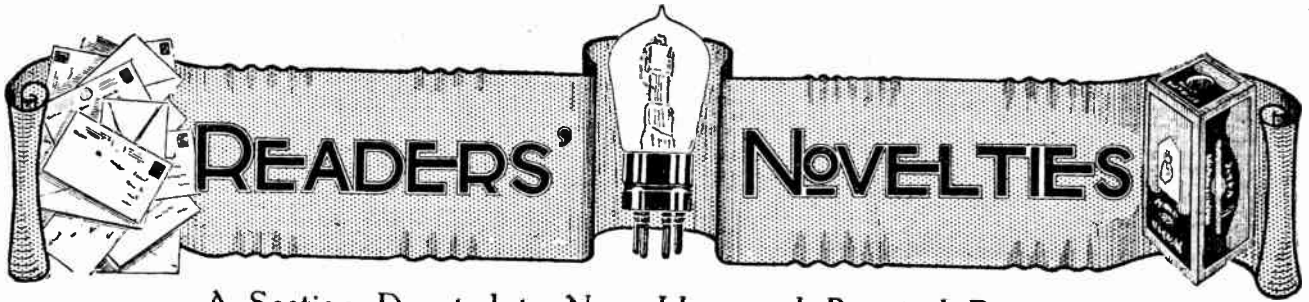
The above conditions will hold good only with the tuned anode method of H.F. amplification, and transformer coupling cannot be employed, even though this possesses certain advantages over the former. A careful examination of this portion of the circuit will show that, unless certain precautions are taken, the H.T. + 1 tapping will be short-circuited to H.T. negative during the initial travel of the plug when inserted in the second jack, and to overcome this a blocking condenser, with a capacity of 0.0005 mfd., is connected between the anode of the H.F. valve and the second jack. This provides a path of low resistance for the high-frequency oscillations, but effectively blocks off the D.C. component.

The neutralising condenser should be mounted on supports so that the ebonite spindle protrudes through the screening cover. This enables the condenser to be adjusted without upsetting the balance due to the effect of hand capacity.

(To be concluded.)



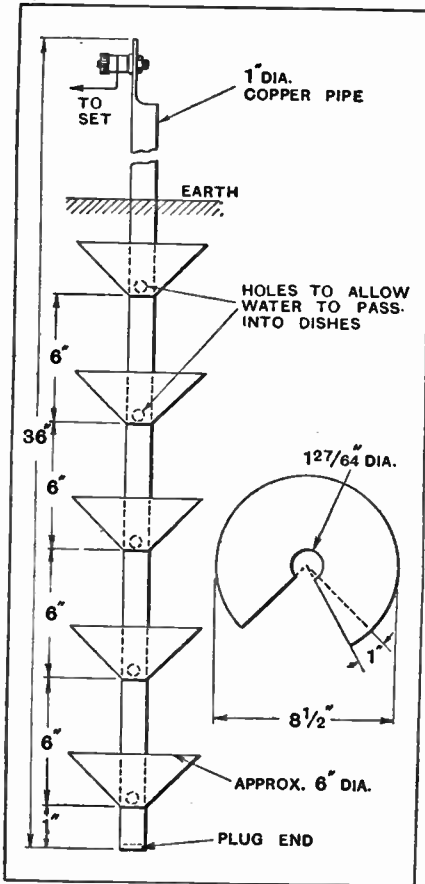
The signal-frequency amplifier unit removed from the screening box.



A Section Devoted to New Ideas and Practical Devices.

**AN EFFICIENT EARTH TUBE.**

Probably fifty per cent. of amateur wireless sets would be improved with a better connection. Very often a good deal of care is spent on the aerial and anything is considered good



Copper earth tube.

enough for an earth. This appears to be particularly the case where the garden space is restricted and a plate cannot be sunk, the usual earth being a spike, very often of iron, driven into the ground.

The earth tube shown was designed to overcome this difficulty where the

owner had only a small patch of soil available, the surrounding ground being paved, but with soil underneath joining the exposed portion. Its features are that it penetrates a good depth of soil, exposes a large surface area of metal to the damp ground, and can be kept thoroughly damp adjacent to the exposed surface.

Primarily, it consists of a copper tube plugged at the bottom end with conical dishes or saucers like inverted lamp shades soldered at intervals (brazing is better, of course). The tube has a hole drilled or cut to communicate with each dish, and the end is left open at the top.

A hole requires to be dug in the earth 18in. square by about 2ft. 6in. deep. The tube is placed in position and earth rammed around it and in the dishes with a bent rod. It will be seen that when water is poured in at the top it fills the tube and oozes through the holes into each dish. If watered persistently it will keep the outer as well as the inner surface of the dishes damp through capillary action. The construction and development of the conical dishes is quite clear from the illustrations.

The device has effected a considerable improvement in results, and can be recommended to readers who are restricted for space.—J. W. M.

**VALVES FOR IDEAS.**

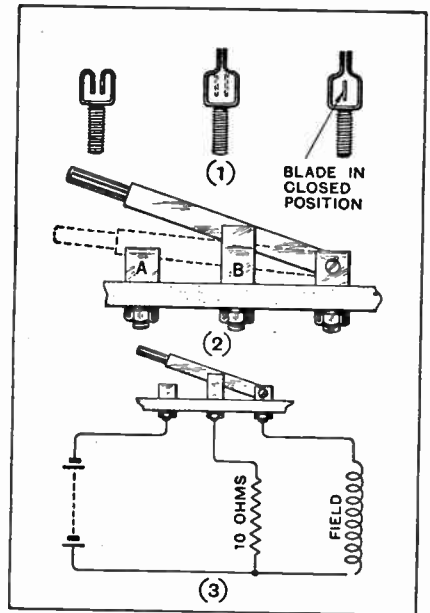
*Readers are invited to submit brief details, with rough sketches where necessary, of devices of experimental interest for inclusion in this section. A dull-emitter receiving valve will be despatched to every reader whose idea is accepted for publication.*

*Letters should be addressed to the Editor, "The Wireless World and Radio Review," Dorset House Tudor Street, London, E.C.4, and marked "Ideas."*

**FIELD SWITCH.**

The following description of a field switch will probably be found useful to readers possessing Rice Kellogg pattern loud-speakers, in order to prevent breakdown of field windings due to high induced voltages on breaking the circuit.

An ordinary single-pole knife switch is needed and one extra con-




Field switch of coil-driven loud-speaker magnets.

tact, this being bent as in diagram (1) and arranged as in diagram (2). The knife blade must make contact with contact B before breaking contact with contact A. The resistance of about 10 ohms is momentarily across the battery, but the time of contact is so small as to be negligible.

Using this switch connected as in diagram (3), no spark can be detected when breaking a field taking 3 amps. at 6 volts.

H. J.



A Section Mainly for the New Reader.

WIRING A RECEIVER.

IN a recent paragraph in these columns it was stated that a theoretical diagram should not be followed blindly when wiring a set; two examples were shown where, for the sake of simplicity in conventional drawings, actual connections are not exactly as the diagrams would seem to indicate. This has perturbed several correspondents, who seem to doubt if they are correct in habitually ignoring practical wiring plans. Let it be stated emphatically that their method of procedure is unquestionably right, if they are sufficiently acquainted with the general principles of layout and wiring; by adopting it they gain a greater knowledge of their receivers than would result from too great a reliance on simplified aids to construction. Those who take the trouble of mastering theoretical diagrams will be able to alter their sets in order to keep them in line with future developments, and will also be in a better position to trace any trouble which may arise.

It is hoped that the foregoing will serve to dispel any impression that the paragraph in question implied that it is unwise to work from theoretical diagrams; the difficulties as regards the connections of components likely to arise as a result of doing so are few and far between, and it will be found that essential information on puzzling points is always given in constructional articles.

SIMPLIFYING THE D.C. HIGH-TENSION ELIMINATOR.

THE design and construction of any kind of H.T. eliminator is greatly simplified if we decide to restrict ourselves to a single output

voltage. As a matter of fact, there was, even in the past, a tendency to over-estimate the advantages of a separate anode supply for each valve, although admittedly this was sometimes made necessary by the fact that the H.F. part of the set was unstable when a sufficient voltage for good amplification was applied. Nowadays, however, with the general adoption of easily operated neutralising systems, it is quite usual to apply voltages of well over 100 to high-frequency amplifiers, and the increasing popularity of anode bend detection renders unnecessary a lower voltage for the rectifier. Indeed, a grid circuit detector valve works quite well with 120 volts, particularly if it is of the high-impedance type with a transformer primary of high inductance in its anode circuit. Even if we are using a general-purpose valve as a detector in this manner, there is still no real need to reduce the ap-

plied voltage artificially, as the same effect will be obtained by resistance-coupling it to the L.F. amplifier.

Sets depending for their sensitivity almost entirely on critical control of reaction are exceptions to the rule, as they require a fairly close adjustment of anode voltage for best operation; however, except for short-wave work such arrangements are less popular than formerly, and in any case they are not the most likely to give the best possible result on mains supply.

It may be said that the output valve should be supplied with a greater voltage than the others; this is perfectly true, and here we come to the one real disadvantage of the single-voltage eliminator. It must be remembered, however, that the average power or super-power valve is rated by the manufacturers at some 120 volts maximum, and that only a small number of listeners are likely to use a valve of still greater power-handling capacity, or alternatively to risk a reduction in the life of an ordinary valve by over-running it. As far as the average amateur is concerned, very good results can be obtained with a common voltage of about 120.

Assuming that we decide to satisfy ourselves with this arrangement, the simple eliminator shown in Fig. 1 (a) is likely to give satisfactory results, provided that the supply mains are free from serious ripple. It will be seen that a tapped series resistance R is used for reducing voltage; the value of this will depend very largely on the current consumed by the set, and may easily be calculated. As a critical adjustment is not necessary, all we require to have is a rough idea of this, which can be obtained from the manufacturer's published curves.

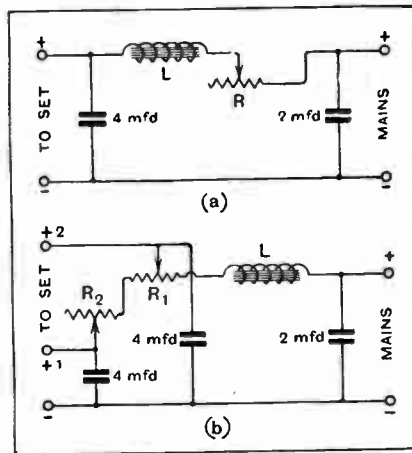


Fig. 1.—(a) A single-voltage eliminator for D.C. mains. (b) A similar arrangement, with series resistance for a second output voltage.

Taking a typical 1-v-2 set, such as the "Everyman Four," as an example, with 120 volts on each anode, it may be assumed that the H.F. amplifier will consume 2 milliamperes with  $1\frac{1}{2}$  volts negative grid bias. The detector, if operating on the anode bend principle, with resistance coupling, will pass a current so small that it may safely be ignored. The first L.F. amplifier, which will probably be of the same type as the H.F. valve, accounts for another 2 milliamperes, while the output valve, of the ordinary power type, will require perhaps 6 milliamperes with 9 volts grid bias. This gives a total consumption of 10 milliamperes. Now, assuming the mains voltage to be 220, and the voltage required 120, the necessary value of resistance in ohms is obtained by dividing the "voltage to be dropped" by the "current to be passed." ("Volts to be dropped" is, of course, the difference between the mains voltage and that required at the output terminals.) The answer must be multiplied by 1,000 if the current is in milliamperes. In the case under discussion the figures are

$$\frac{100 \times 1,000}{10} = 10,000. \text{ Thus a re-}$$

sistance of 10,000 ohms will be required; this should be wire-wound, and may have a few tappings near one of its ends for fine adjustment. It must be remembered that the iron-cored smoothing choke L may have a D.C. resistance of several hundred ohms; this may be compensated for by making a corresponding reduction of R.

The inductance of the choke may be from 30 to 50 henries; the larger the better, provided that it will carry the required current without saturation.

When using a series resistance in an eliminator it must be realised that a reduction in load (or current consumption), such as would result if one valve of the receiver quoted as an example were switched out of circuit, will give rise to an increase in voltage. It is, therefore, a good plan, particularly if valve switching is included, to use a voltage-reducing resistance of a considerably higher maximum value than that ordinarily necessary; commercial tapped resistances of 20,000 ohms would be quite suitable.

When a second (and lower) output voltage is absolutely necessary, another series resistance  $R_2$  may be connected as shown in Fig. 1 (b). If fine adjustment is required, this should be of the continuously variable type.

o o o o

#### USING A GRAMOPHONE PICK-UP.

THERE seems to be a widespread impression that gramophone pick-up devices can be used only with elaborate receivers having a super-power valve, or even several such valves in parallel, in the output stage. This is quite incorrect, though obviously such a set will give a better performance as a gramophone reproducer, in the same way as it is a better wireless receiver than the unpretentious outfit with an ordinary

connected between detector anode and L.F. transformer primary, is omitted for the sake of simplicity as its presence does not affect results. It will be seen that the pick-up leads are connected to a coil plug which is inserted into the socket which normally accommodates the aerial coil. The grid leak must be connected across its condenser, and a short-circuiting switch is added. The connections of the common bias battery should be carefully noted; instead of joining its positive end to the L.T. bus bar, this connection should be made to the second negative tapping in order that the plug terminating the grid return lead may be inserted into a positive or negative socket, depending on whether the first valve is to be operated as detector or L.F. ampli-

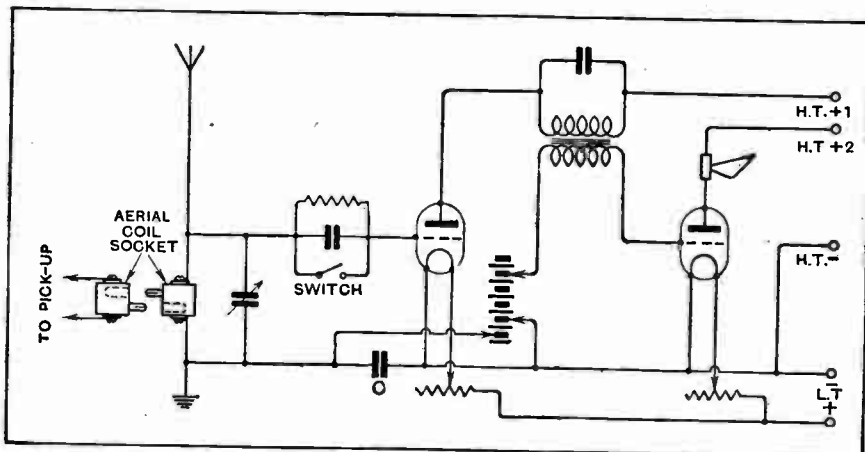


Fig. 2.—Adapting a detector-L.F. receiver for gramophone reproduction.

power valve and some 100 volts of high tension.

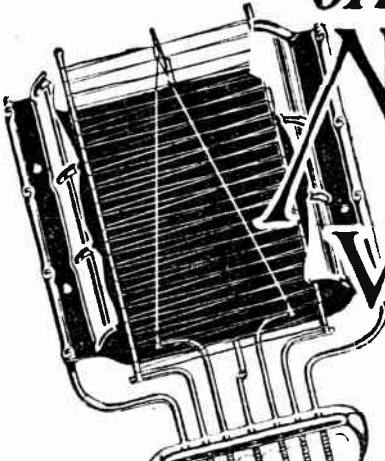
The majority of pick-ups on the market are reasonably sensitive, and few require more than two stages of low-frequency amplification for loud-speaker reproduction of good volume. This being so, there is very little difficulty in adapting even the popular detector-L.F. two-valve set; all that need be done is to rearrange the detector valve circuit so that a suitable negative bias may be applied to the grid; at the same time, the grid condenser must be short-circuited, and the output from the pick-up applied either direct or through a transformer, between grid and filament.

The necessary modifications to a typical simple circuit of the type under consideration are shown in Fig. 2; the usual reaction coil, con-

fier. An optional by-pass condenser of from some 0.1 mfd. upwards is shown at C.

The problem of alternative radio or gramophone reproduction is still further simplified when the detector valve of the receiver functions as an anode bend rectifier; in this case all that is necessary is provision for altering bias; generally speaking, the negative voltage required for amplification is half that normally applied for rectification.

If potentiometer control of the detector valve is included, the slider must be moved towards the positive end of the winding: the indicating dial may be marked at the two positions. Where control is by means of a tapped battery it may be found convenient to include a switch for changing over.



*The*  
**NICKEL FILAMENT**  
 revolutionises  
**Valve Performance**

**B. T. H. Nickel Filament Valves are definitely superior to all previous 2-volt valves, whether B.T.H. or any other make.**



This superiority is not merely a matter of subtle differences in electrical characteristics. The difference between B.T.H. Nickel Filament Valves and the best of other 2-volt valves is very marked, and can be instantly perceived by substituting them for the valves you are at present using. The result will astonish and delight you. The tremendous improvement in both volume and tone will be out of all proportion to the cost of the change.

B.T.H. Nickel Filament Valves are at present available in three types—all 2 volts—as listed below. Each of these valves will give better results, *and for a longer period*, than any other make of 2-volt valves.

**B. 210 H**

*R.C. and H.F.*

Filament Voltage - - - 2  
 Filament Amps - - 0.10  
 Max. H.T. Voltage - - 150

**10s 6d**

**B. 210 L**

*General Purpose*

Filament Voltage - 2  
 Filament Amps - - 0.10  
 Max. H.T. Voltage - 120

**10s 6d**

**B. 215 P**

*Power Amplifying*

Filament Voltage - - - 2  
 Filament Amps - - 0.15  
 Max. H.T. Voltage 120

**12s 6d**

*The above prices are applicable in Great Britain and Northern Ireland only.*




**VALVES**  
 NICKEL FILAMENT

*Made at Rugby in the Mazda Lamp Works*

*The British Thomson-Houston Co. Ltd*





**Unapproached**  
in  
tone, volume  
and value

ASK your dealer to let you compare the C2 Loud Speaker for tone, volume and value with any other instrument at anywhere near the same price. Such a test will convince you that in all these qualities it is unapproached by any other make. It will convince you of the all-round merits of the C2—a full-sized, full-toned instrument of superlative appearance and workmanship for £3.

Full-sized  
Full-toned  
£3



**LOUD SPEAKER**  
TYPE C2

2809

The British Thomson-Houston Co., Ltd.

**HERE!**

—IS the battery you have been looking for.



**NO SAL-AMMONIAC!**

A REVOLUTION IN DRY BATTERY MANUFACTURE. IT DOES NOT MATTER HOW IT IS DONE! IT IS WHAT IT DOES THAT COUNTS.

**WONDERFUL LIFE!**  
**PHENOMENAL RECUPERATIVE POWERS!**  
**10% HIGHER VOLTAGE!**

60 VOLT BATTERIES NOW AVAILABLE, 45 & 100 VOLT BATTERIES AVAILABLE SHORTLY.

**NEATER, DUST-PROOF, LONGER LIFE**

Specify "PERTRIX" THE LONG LIFE DRY BATTERY.

WRITE FOR LISTS TO—

A.F.A. ACCUMULATORS LTD.,  
120, TOTTENHAM COURT ROAD,  
LONDON, W.1

Mention of "The Wireless World," when writing to advertisers, will ensure prompt attention.

# A PLEA FOR CHOKE-COUPPLING.

## High Amplification at Low Frequencies.

By A. L. M. SOWERBY, M.Sc.

**T**HERE is a generally accepted notion that the degree of amplification obtained by choke-coupling is inferior to that obtained when transformer-coupling is in use, but that the quality is considerably better. If the same valves are used for the two forms of coupling, this statement is undeniably true, but it is of little practical use for those attacking the problem of the quantitative design of an amplifier. Let us attempt the comparison of the two on a slightly more scientific basis.

The improvement in quality assigned to choke-coupling is based on the increased amplification of low notes as compared with transformers, so that we have ready to hand a suitable basis of comparison. We will compare the overall amplification produced by the two methods when the circuit constants are so adjusted that the low notes are amplified to the same extent by either.

The actual amplification produced by a stage of choke-coupling is given by the well-known formula :

$$A = \mu \times \frac{2\pi fL}{\sqrt{(2\pi fL)^2 + R_o^2}}$$

in which  $f$  = frequency,  $L$  = inductance of choke, and  $\mu$  and  $R_o$  are the amplification factor and impedance respectively of the valve preceding the choke. In the case of the transformer, the formula is exactly the same, except that the ratio of the transformer appears as a multiplier in the right-hand side, so that in this case

$$A = \mu S \times \frac{2\pi fL}{\sqrt{(2\pi fL)^2 + R_o^2}}$$

where  $S$  is the ratio of the transformer, and  $L$  is the inductance of the primary winding.

### Amplification at Low Frequencies.

It appears at first sight that a transformer gives roughly  $S$  times the amplification of a choke, and that the accepted opinion as to relative amplification needs no correction. But if we are to stick to our original proposition—that we are going to compare the two on the basis of equal low-note amplification—we must take a few more factors into consideration.

There is no need to remind readers that a valve of fairly low impedance must precede a transformer if low notes are to be reproduced properly, and it is a characteristic of low-impedance valves that their amplification factor is low also. But when a choke is employed we have at least the possibility of a much higher inductance than can be obtained in a transformer primary, so that there will be no objection on the score of quality to the use before it of a valve of much higher impedance which will have a correspondingly higher amplification factor. The question then arises whether the extra amplification obtainable in this way will compensate for sacrificing the

step-up of the transformer; whether, in fact, we can so increase the " $\mu$ " of formula (1) that it becomes greater than the " $\mu \times S$ " of formula (2) without at the same time incurring any loss in the strength of the low notes.

Obviously, this depends not only on the peculiarities of chokes and transformers, but also upon the characteristics of the valves available. Fig. 1 is a curve showing very roughly the connection between amplification factor and impedance, and is based on the makers' figures for the most efficient valves at present on the market. It will be noticed that it is extended to include valves of a higher " $\mu$ " than the highest now made; it is fair to assume, however, that if such valves were obtainable, their characteristics would be represented approximately by the curve, and that if such valves were required the valve makers would produce them.

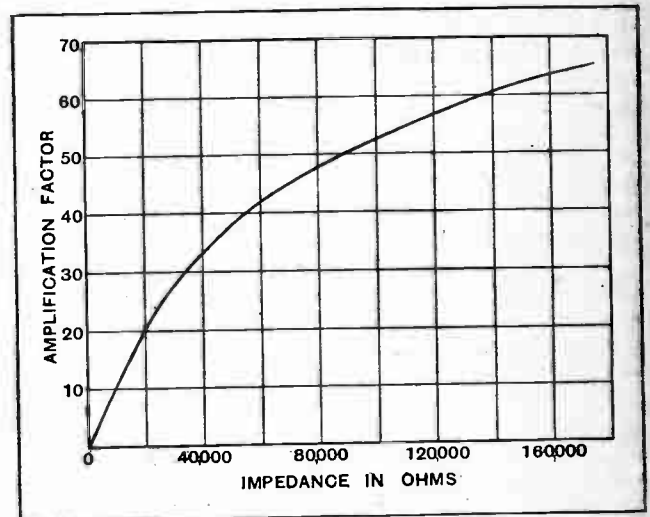


Fig. 1.—Curve showing relation between amplification factor and choke impedance.

Turning now to the characteristics of chokes and transformers, there are only two points that need interest us for our present purpose. The first is that the inductance of a choke (or of a transformer winding) is approximately proportional to the square of the number of turns comprising it, other things being equal; so that in a transformer of ratio 3 : 1 the secondary would have about nine times the inductance of the primary. Secondly, it must always be remembered that neither a choke nor a transformer can have its inductance increased indefinitely by increasing the number of turns of wire, because the self-capacity of the windings then increases to such an extent that the high notes begin to weaken. We may take it for granted that in a first-class I.F. transformer the maximum practicable number of turns has already been

**A Plea for Choke-Coupling.**

wound on. We will therefore base our more detailed consideration of the subject on a hypothetical transformer of primary inductance 30 henries, and of ratio 4:1. This is at least as good a transformer as can at present be made.

**A Comparison.**

Let us assume that our requirements as to quality are satisfied by the use of a valve of 7,000 ohms impedance before this transformer; then our low notes will be rendered exactly as well by a 30-henry choke following a 7,000-ohm valve, by a 300-henry choke following a 70,000-ohm valve, or by any other combination in which the inductance of the choke and the impedance of the valve stand in the same ratio to one another as in our original example. That this is so can be seen from either formula (1) or formula (2). These formulæ further inform us that, so long as we stick to this relation between inductance and valve impedance the actual amplification obtained on *all* frequencies will be the same fraction of the " $\mu$ " of the valve used, so that we can take the value of " $\mu$ " in each case, multiplied by the ratio of the transformer, if we are using one, as the measure of the actual amplification obtained.

Since the actual number of turns in our transformer does not affect our argument, we will take the comfortable round number of 5,000 for the primary turns, which means, with a ratio of 4:1, that the secondary will have 20,000 turns, making a total of 25,000 turns all told. Since our transformer is, by hypothesis, the best possible, 25,000 turns must be taken as the maximum practicable number, whether for transformer or choke, and we must make up our minds to do the best we can with these windings as they stand.

If 5,000 turns of wire on any given core provide an inductance of 30 henries, then the total turns, five times as many, will give us an inductance twenty-five times as great, namely, 750 henries, which is the inductance of primary and secondary joined in series. This permits us to precede the transformer, used as a choke, by a valve of impedance 175,000 ohms, and this combination will amplify low notes in exactly the same proportion to others as the original transformer used as such with its 7,000-ohm valve, so that, apart from any alterations of stray capacity effects which may vary the amplification of

the very high notes, our quality will be unchanged by this change of circuit.

Now let us compare the overall amplification obtained in the two cases. Using the transformer as such, with a 7,000-ohm valve, of amplification factor 7 (from Fig. 1), the overall amplification of the stage will be proportional to  $7 \times 4$ , or 28. Using it as a choke, with a valve of 175,000 ohms, which would, if it existed, have an amplification factor of 65, the overall amplification would be proportional to 65, so that *without loss of quality* we have increased signals to more than double their previous volume by converting our transformer into a choke and making a compensating change of valve.

In practice, some sort of compromise would have to be made, for there is at present no valve of so high an amplification factor as suggested, and, further, the working impedance of such a valve would be quite sufficiently far above the maker's rating, derived from static curves, to throw our calculations very seriously out. Nevertheless, we might quite safely use a valve of 80,000-ohms impedance, which gives us a " $\mu$ " of 50, and so secure very nearly double the amplification of the corresponding transformer circuit.

As an alternative, we might choose our valve for the choke arrangement so as to give us the same amplification as we had with the transformer (which would, in our case, mean a valve with a " $\mu$ " of 28, and therefore an impedance of about 30,000 ohms), in which circumstances we should gain a very considerable extra amplification of low notes, obtaining then quality somewhere near the best standard of resistance-coupling, without any necessity for the high plate-voltages which this method is inclined to demand.

**Summary.**

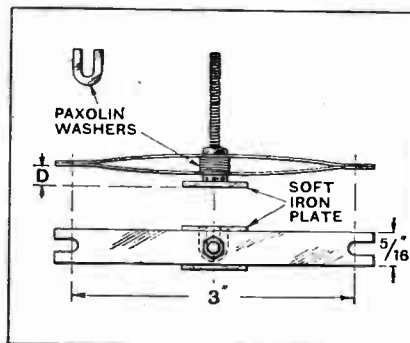
In conclusion, it is fair to say that a properly designed choke amplifier combines in many respects the advantages of the two rival methods, while the statement so often made that it only succeeds in combining the disadvantages of both is quite obviously based on experiments made with an incorrectly designed amplifier.

Nothing in this note is to be taken as an encouragement to use small chokes of low inductance in conjunction with high-impedance valves. A good choke is as large, as heavy, and as expensive as a first-class transformer.

**ADJUSTABLE LOUD-SPEAKER MOVEMENT.****A Reader's Suggestion.**

No doubt many readers have from time to time experimented with diaphragm-type loud-speaker movements in an endeavour to modify them for driving a cone diaphragm. The accompanying diagram shows an effective way of doing this.

The diaphragm is removed, and its place taken by a soft-iron plate of a size corresponding to the pole pieces of the magnet. A long screw is sol-



Adjustable suspension of moving-iron loud-speaker movement.

dered to the surface of the iron plate for the purpose of attaching the apex of the cone and also for clamping to the suspension. The latter consists of two thin strips of spring material between which are inserted a number of paxolin washers. It will be at once apparent that the distance D can be varied by inserting a suitable number of washers, and that the air gap between the soft-iron armature and pole pieces can be adjusted to suit the volume required from the loud-speaker.

W. R. C.

## NEW USES FOR VALVES.

Now Employed in Power Stations to Control A.C. and D.C. Generators.

By A. DINSDALE.

**T**HERMIONIC valves, primarily developed for use in radio communication, are daily finding new applications in widely different spheres of electrical engineering, and in other branches of science. The two latest applications come from America, where the General Electric Company have devised means of controlling A.C. power-station operation by means of valves; and Professor Nicholas Minorsky, of the Moore School of Electrical Engineering at the University of Pennsylvania, has developed a method of amplifying direct current which can be applied to the regulation of D.C. generators in power stations.

Before an additional generator can be switched into circuit in an A.C. power station it must be started up and the speed so adjusted that the generated output is in synchronism with the current already flowing in the line to which it is to be connected. This is a comparatively simple matter when the incoming generator is situated in the same building as the generators already supplying the line, but when the incoming machine is to reinforce the power fed to the line by generators some miles distant the problem is more difficult.

At the present time, throughout the United States, isolated power plants are consolidating their resources in great central organisations, just as it is proposed to do in this country. With such consolidations and the attendant economies in operation it is possible to tie-in a great number of generating plants, and this pooling of generated power allows a great area to be served from a single system.

The old method of synchronising a group of generating stations was by means of potential transformers and synchrosopes, a method which was effective but expensive; and the latest application of the valve has been developed to meet the new conditions. The "vacuum-tube synchroscope," as the new device is called, gives a direct and immediate indication as to whether incoming machines are running too fast or too slow, and shows the difference in speed without any time lag.

#### Tapping High-voltage Power Lines.

The first installation of this new type of equipment was made by the G.E.C. at the Menands sub-station of the Adirondack Power and Light Corporation, near Albany, N.Y., and it gives the usual "fast," "slow," and "synchronism" indications without the use of instrument potential transformers.

Potential from the high-voltage power lines to be synchronised is obtained from a capacity transformer, and is amplified by means of valve amplifiers until sufficient power is obtained to operate a synchroscope.

Expensive oil-filled transformer bushings of standard type (see Fig. 1), oil circuit breakers, or other apparatus can be replaced by a modified bushing when a capacity transformer is substituted for a potential transformer.

The potential obtained from the capacity transformer,




Fig. 1.—Synchroscope installation attached to a high-voltage outdoor sub-station. Arrows indicate leads from capacity transformer to synchroscope unit.

which is in phase with the line-to-neutral voltage of the system, is impressed on the grid-filament of a valve and amplified. This valve, it is stated, should not be more than 50 ft. from the transformer, and is built into a weatherproof housing for outdoor mounting. The arrangement is shown in Fig. 1. One such amplifier is required for each bus-bar and line to be synchronised, and it requires a five-wire multi-conductor cable with 500-volt insulation to connect it with the sub-station where the high-power amplifiers are installed.

The station equipment consists of a valve and control unit, a motor-generator set, and the synchroscope. The valve and control unit consists of two 50-watt amplifying valves and their associated equipment. Fig. 2 gives a front view of the unit, together with the synchroscope on a swinging bracket on the right, and a back view of the panel, showing the valves, transformers, etc.

#### A Compact Unit.

This amplifying panel, which measures 76in. x 22in., amplifies the energy received from the low-power outdoor amplifier until it is sufficiently powerful to operate the synchroscope. It will supply any number of synchronising points at one sub-station, proper switching being provided to take care of a number of circuits where this is necessary.

**New Uses for Valves.—**

The panel can be placed in any convenient position in the station, and on it are also the controls for the motor-generator unit.

This unit consists of a driving motor, a filament alternator, a grid bias generator, and high-voltage, double-commutator generator. The driving motor requires approximately 1kW., and operates from the station battery, or, with a different type of motor, from A.C. The filament generator supplies filament current for all the valves, while the bias generator supplies grid bias voltage for the valves and excitation current for the high-voltage generator. This latter supplies direct current at 500 volts for the plate of the outdoor amplifying valve, and 1,000 volts for the indoor amplifier.

The insertion of the synchronising plug starts the motor-generator set, which lights the valve filaments and supplies all necessary power. Where several lines have to be synchronised the connections are alternately transferred to the indoor amplifier so that only one of these units is required.

**Amplifying Direct Current.**

Professor Minorsky's discovery of a new use for valves is perhaps of more far-reaching scientific value. Up to the present valves have usually been operated under alternating current conditions, but it is well known that a steady direct current will flow through a valve when its filament is heated and a positive potential is applied to its plate. It is by controlling the magnitude of this steady direct current by means of a minute alternating voltage applied

to the grid of the valve that we obtain, in the output circuit of the valve, a greatly amplified replica of the original input voltage variations. This output is an alternating current.

The common application of this phenomenon to the needs of radio communication has tended to make us lose sight of the valve's potentialities in the direction of direct current work, but in a recent paper<sup>1</sup> Professor Minorsky describes a method of arranging a series of valves

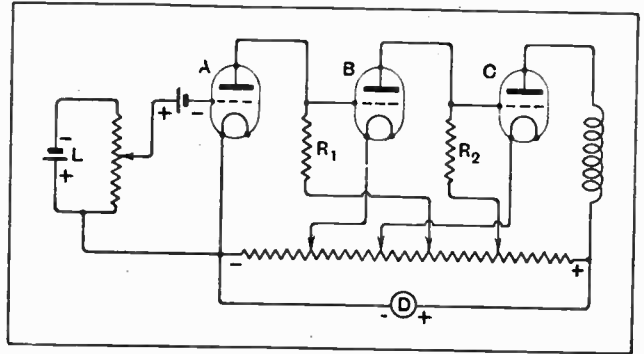


Fig. 3.—This series of valves, all supplied with H.T. from the potentiometer across the dynamo, will deliver a large D.C. in the anode circuit of the last valve, C, in response to a small signal initiated by the subsidiary circuit, L, and applied to the grid of the first valve, A.

whereby he obtains in the output of the last stage a large direct current in response to a small signal impressed upon the input circuit.

In this new arrangement, which acts as a direct current amplifier, the output of one valve communicates with the grid of the next, all valves being supplied with adjusted D.C. plate potentials from points along a potentiometer, as shown in Fig. 3. When the characteristics of the valves and associated circuits are suitably related to each other (for the details of which the original paper should be consulted) the final valve of the series possesses a peculiar kind of instability by virtue of which a small change of the grid potential of the first valve causes the plate current through the last valve to alternate between a high value and a value which is virtually zero.

Professor Minorsky calls this action a "contact effect," thus emphasising the similarity between it and the action of any contact device, such as a switch. By applying to the grid of the first valve a small additional voltage, in the right direction, a relatively large current can be "switched on," or caused to flow in the plate circuit of the last valve, just as if an ordinary contact switch had been closed.

By virtue of the fact that electronic changes occurring within a valve take place instantaneously, and without inertia, the combination acts as an instantaneous switch, or relay. Thus the same quick-acting relay principle which has already contributed to the successful applica-


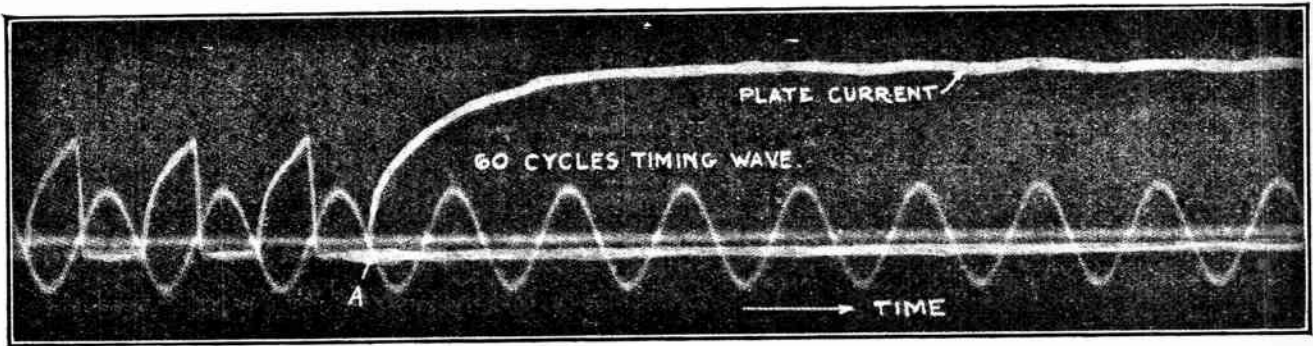


Fig. 2.—Indoor amplifier of vacuum-tube synchroscope.

<sup>1</sup>"Phenomenon of Direct-Current Self-Excitation in Vacuum Tubes and its Applications," by Nicholas Minorsky. *Journal of the Franklin Institute* (Philadelphia), Vol. 203, pages 181-209 (February, 1927)





An oscillograph record made by the series of valves arranged by Professor Minorsky to operate as a direct current relay. The regular sine curve is the 60 cycles timing wave. The curve marked "plate current" indicates how quickly the valve relay closed, permitting the plate current to rise, after the starting signal was given to the first valve of the series. The time of this starting signal is indicated at A.

tion of thermionic valves to certain alternating current problems can now be applied to direct current technique.

To close an ordinary switch or relay requires both time and energy, but this new electronic device does the job much more rapidly and with the consumption of very much less power.

One practical application of the principle which has already been made is in connection with the voltage regulation of direct current dynamos. The standard method of doing this requires some form of voltage-operated relay which will open or close a circuit leading to an auxiliary winding on the field coils of the machine. If the voltage of the machine drops below a certain value, the voltage-operated relay closes and switches on a current through the additional field winding, thus strengthening the magnetic field and causing the machine to generate a higher voltage. Once the proper voltage has been

restored, or is exceeded, the relay opens and weakens the field again.

The relays so far used for this purpose have been mechanical, being operated by some electromagnetic effect of the altered voltage. Although reasonably satisfactory, they suffer from a definite time lag, and they consume an appreciable amount of power. They also possess mechanical contact points which burn out in time, and require frequent adjustment.

Professor Minorsky has applied his new D.C. amplifier to this class of work, and reports that it operates excellently. It uses very little power, has no lag due to inertia, and does away with troublesome contact points, for the electrons within the valves constitute the "contacts."

Thus we have two more examples of the utility in other branches of science of apparatus originally developed for wireless work.

*Electric Rectifiers and Valves*, by Prof. Dr.-Ing. A. Güntherschulze, translated and revised by Norman A. de Bruyne. B.A. Pp. 212, with 94 illustrations and diagrams. Published by Chapman and Hall, Ltd., London. Price 15s. net.

*The B.B.C. Handbook, 1928*, with foreword by the Earl of Clarendon, Chairman of the Board of Governors; introduction by Sir J. C. W. Reith, Director-General; and articles on programmes, engineering, international broadcasting, publicity, sidelights and the wireless trade. Pp. 380, profusely illustrated. Published by the British Broadcasting Corporation. Price 2s.

*Experimental Radio*, a collection of eighty-five laboratory tests and experiments, with notes on different types of receiver and on the apparatus and accessories used, by Prof. R. R. Ramsey, Indiana University, U.S.A. (Second edition, revised.) Published by the author and sold by the University Book Store, Bloomington, Indiana.

Redfern's Rubber Works, Ltd., Hyde, Cheshire. The book of Redfern's "Ebonart" radio panels, ebonite, rubber and "Fernelite" radio accessories.

Selby and Co., 6, Hanberk Road, Lavender Sweep, London, S.W.11. Price list of Igramic condensers, Sterling Baby loud-speakers, and other standard wireless lines available by post, c.o.d. if desired.

## BOOKS AND CATALOGUES RECEIVED.

A. F. Bulgin and Co., 10, Cursitor Street, Chancery Lane, London, E.C.4. List 116, relating to foreign-made "Cometa" radio products. List 117, dealing with British-made "Deckorem" radio products, including jacks and switches, remote control units, panel illuminators, chokes, etc., etc. List of "Acromonic" radio requisites.

W. G. Pye and Co., Granta Works, Cambridge. 16-page art catalogue dealing with the range of Pye valve receivers. Leaflets dealing with Pye portable receivers and components.

The Camden Engineering Co., Ltd., Bayham Place, Camden Town, London, N.W.1. 12-page pamphlet dealing with "Centroid" variable condensers, screened coils, etc.

Pelham's, Ltd., 5, Banner Street, London, E.C.1. Leaflet describing the "Pelham Five," with particulars of the "Axuel" Timepiece Three, a receiver

automatically switching on and off at chosen times.

General Electric Co., Ltd., Magnet House, Kingsway, London, W.C.2. Leaflet O.V.72, indicating reduced price of K.L.1 type valve. Leaflet O.V.90, describing K.H.1 H.F. and L.F. amplifying and detector valve with indirectly heated cathode.

Star Engineering, King Street, Didsbury, Manchester. Price list of "Webson" moving coil loud-speaker parts.

S. G. Brown, Ltd., Western Avenue, North Acton, W.2. Leaflet describing the "Brown" electrical gramophone pick-up.


Enterprise Manufacturing Co., Ltd., Electric House, Grape Street, Shaftesbury Avenue, London, W.C.2. List No. 93, dealing with the "Emaco" range of wireless cabinets.

o o o o

## ECONOMICAL GRAMOPHONE PICK-UP APPARATUS.

Messrs. L. E. Jaccard, 19-23, Clerkenwell Road, London, E.C.1, point out that the price of the gramophone motor used in the apparatus described in the above article should be 32s. 4d., and not 22s. 4d. as stated on page 593 of the November 2nd issue.

A double-spring motor of another type is, however, available at the lower price mentioned.



News of the Week

in Brief Review.

**LET YOUR FRIENDS LISTEN.**

National Wireless Week will be ushered in on Sunday next, November 13th, when the B.B.C. will open a series of special programmes.

The motto for the week is: "Let your Friends Listen."

○○○○

**BIG TRANSATLANTIC TALK.**

Seventy-five people participated in a telephony talk between New York and London in the early hours of November 1st. The demonstration of the Transatlantic service was made in connection with the visit to New York of the delegates to the Washington International Conference. Each conversation was necessarily brief, but every word was heard clearly on both sides of the Atlantic.

○○○○

**HOSPITAL WIRELESS SCHEME COMPLETED.**

The final hospital in the list of those equipped with wireless through the "Daily News" fund is the Woolwich War Memorial Hospital, Shooters Hill, which was opened on Wednesday last by H.R.H. The Duke of York. The installation was handed over on behalf of the Fund by Mr. B. F. Crosfield.

Since the fund was inaugurated by the late Mr. J. Hugh Jones, then managing editor of the "Daily News," 15,766 beds have been supplied with listening points.

○○○○

**GALE UPSETS WIRELESS.**

During the gale at the beginning of last week several wireless stations were put temporarily out of action, including the Daventry and Liverpool stations of the B.B.C. The beam service to Australia and India was also affected owing to damaged land-lines.

○○○○

**TWO ASPECTS OF WIRELESS.**

The relationship between wireless and the Press was referred to in a speech by Lord Burnham at Edinburgh on Wednesday last. Broadcasting and newspapers, he said, would in all probability stimulate and prosper one another, not by mutual aid or mutual confidence, but by playing upon human weakness; or, to put it in a more favourable light, by quickening human intelligence.

**BETTER THAN CIGARETTE CARDS.**

A well-known firm of cigarette manufacturers is offering a wireless valve for every 150 coupons collected from cigarette packets.

○○○○

**ANY PIRATES IN POLAND?**

According to the Ministry of Posts and Telegraphs in Poland, there are now more than 95,000 registered listeners in that country.

○○○○

**WIRELESS SHOW AT LEEDS**

The Leeds Wireless Exhibition will open on Tuesday next, November 15th, at the Fenton Street Drill Hall, under the auspices of "The Yorkshire Evening Post."

○○○○

**SEA WAVES AND WIRELESS WAVES.**

That the variations in the wavelength of WCGU, Coney Island, U.S.A., are due to the rise and fall of the tides is the explanation given by Mr. R. W. Daniels, chief engineer of the station. According to the *Telegraph and Telephone Age* tests with a laboratory oscillator showed that the wavelength fluctuated between 210 and 211.6 metres in accordance with the rise and fall of the tides. It should be

mentioned that the station aerial is 75ft. from the breakers.

This experience suggests that many of the European broadcasting stations may be nearer the sea than we had imagined, judging from their wavelength vagaries!

○○○○

**BLIND LISTENERS.**

The total number of free receiving licences issued to the blind now exceeds 9,000.

○○○○

**NEW BROADCASTING STATION?**


"A microphone is to be placed in the local church so that inmates of the Medway Poor Law Institution might hear the services *by wireless*."—Daily Paper. The italics are ours.

○○○○

**WIRELESS WEATHER REPORTS.**

The growth in the use of wireless weather reports receives mention in the report of the Meteorological section of the Air Ministry for 1926-27. In the twelve months under review 4,714 reports were received from thirty-two North Atlantic liners. The number of British observing ships regularly making weather reports to all ships along all the trade routes has more than doubled.

"The practical application of the work at sea," says the report, "is steadily



**BROADCASTING FROM SYDNEY.** A view of the transmitting room at the Pennant Hills wireless station from which the programmes of 2 FC were transmitted on short waves on September 5th and October 30th. The control table is in the foreground while in the background can be seen the transmitting panels. Marconi valves are used throughout.

being organised with the voluntary co-operation of marine observers, and the support of many of the marine superintendents of the great steamship lines, with a view not only to aiding navigation, but ultimately to aid aerial navigation overseas. In home waters evidence of the value to shipping of the British Weather Shipping Bulletin has continued to come in, and during the year the appreciation of sailors was especially evident."

o o o o

**"W.W." IN PATENT SPECIFICATION.**

It is interesting to note that *The Wireless World* is mentioned no fewer than three times in Patent Specification No. 276,584, accepted on September 1st, 1927, and now published. The patentee, Herr Rudolf Alban Clausnitzer, of Lubeck, Germany, describing improvements in super-regenerative circuits, refers the reader to the first attempt to use a multi-back-coupling as outlined by Edwin H. Armstrong in *The Wireless World* of November 18th, and he refers to the same article twice subsequently in the same specification.

o o o o


**"W.W." SETS EXHIBITION.**

The exhibition of *Wireless World* sets at 116, Fleet Street, E.C.4, closed on Saturday last after a successful "run" extending over several weeks.

o o o o

**A CORRECTION.**

We regret that, through an oversight, an error occurred in printing the address of Messrs. Metro-Vick Supplies, Ltd., in



**SHIP'S SET AT MANCHESTER EXHIBITION.** The Cunard exhibit at the Manchester Wireless Show, showing a complete ship installation manufactured by Siemens Bros. and Co., Ltd., Woolwich. The main transmitter is of the quenched spark type and is rated at 0.5 kilowatt. A separate c.w. transmitter is included for long distance work.

the description on page 607 of our last issue of the Cosmos A.N.P. coils on view at the Manchester Wireless Exhibition. The company's Manchester addresses are at 14, Long Millgate, and Trafford Park.

**OFFICIAL WIRELESS TO ISLE OF MAN ?**


The cost of instituting an official wireless service between England and the Isle of Man is being considered.

**A**N historic evening in the annals of the Golders Green and Hendon Radio Society occurred on Thursday last, November 3rd, when Prof. J. A. Fleming, F.R.S., the famous inventor of the thermionic valve, lectured in person to a large audience comprising, in addition to members, representatives of the Hendon District Council and members of other societies.

Dr. Fleming's lecture, which was illustrated with lantern slides, covered the entire history of the thermionic valve and the early experiments which led up to its invention by himself in 1904. In his prefatory remarks, the lecturer reminded his audience that the thermionic valve occupied a place in electrical progress comparable in importance to that of the induction coil and the incandescent lamp. The evolution of the thermionic valve could be said to begin with the discovery of the Edison effect, which show that an emission of some sort occurred when a carbon filament was made incandescent. Dr. Fleming traced his researches from the time when he considered that this emission might consist of carbon molecules until that historic evening in October, 1904, when the two-electrode valve was first tried and showed sensitivity to electro-magnetic waves.

How near Dr. Fleming came to the realisation of the importance of a third electrode can be seen by the fact that soon after this event he was experiment-

**DR. FLEMING  
ON  
"THE VALVE."**



**Dr. J. A. Fleming, F.R.S.,** who lectured on the history of the thermionic valve at last week's meeting of the Golders Green and Hendon Radio Society.

ing with a piece of rubbed sealing wax with the object of diverting the electron stream between the filament and the plate! "It was unfortunate," remarked Dr. Fleming, "that it did not occur to me at the time to place the third element inside the bulb!"

Dr. De Forest's introduction of the grid was next described, and Prof. Fleming then dealt with experiments conducted to improve the emissivity of the filament, concluding with a tribute to the new four-electrode screened valve.

Captain Round, who was present at the meeting, gave some interesting reminiscences in connection with his first introduction to the thermionic valve in New York in 1905. He had been experimenting with valves ever since!

Before and after Dr. Fleming's lecture incidental music was provided by means of special amplifiers and moving coil loud-speakers, constructed by Mr. W. J. Turberville-Crewe, the Society's founder. High tension batteries at over 500 volts were lent by the Edison Swan Electric Co., Ltd., who also exhibited a case of valves of historic interest. It is interesting to recall that Prof. Fleming was technical advisor to the Edison Swan Co. in 1906.

Amongst other exhibits were a case of valves of all dates and types lent by the Osram Valve Co. But the exhibit of greatest interest was the original two-electrode valve constructed by Prof. Fleming twenty-three years ago.

## NOTES &amp;

## QUERIES

## General Notes.

Mr. J. W. J. Tyrrell (2BLX), 15, Boundary Rd., Ramsgate, asks us to state that he is willing to stand by and report by card to transmitters who wish to make tests on modulation, etc., on wavelengths between 45 and 200 metres any evening after 11 p.m. and on Sundays up to 2 p.m., 6 to 7 p.m., and after 10 p.m.

Mr. L. N. Blackburne-Maze (BRS 74), 66, Acacia Rd., St. John's Wood, N.W.8, is also willing to listen for transmissions on the 5-metre band from 2030 to 0800 G.M.T.

o o o o

## Identification of Experimental Stations.

We have several times in the past drawn attention to the difficulty of locating stations heard, owing to the somewhat perfunctory way in which their call-signs are announced, and therefore fully agree with a correspondent in Newark, who writes: "May I offer the suggestion that the call-signs of experimental stations be announced more frequently and also more distinctly when telephony is being employed, as there is no knowing how far their signals may carry on the short waves?"

o o o o

## Short-Wave Reception.

One or two of our readers have commented on the unusual difficulty in picking up distant signals on 20 to 35 metres



during the first fortnight of October, and we shall be glad to learn if this phenomenon has been experienced by other listeners. One correspondent, writing on October 13th, says he had been unable to hear either 2XAD or 2XAF at their usual strength for about a fortnight, though KDKA, on 25 metres, was about normal.

o o o o

A station which is attracting some considerable attention at the present time is NU 2XAA, at Houlton Main, U.S.A., which works on wavelengths of 22 to 23 metres, and is often clearly heard.

o o o o

## Holland and Java Communication.

A correspondent at Bexley Heath states that on Wednesday, October 19th, he picked up PCLL and Bandoeng PK1 at 1400 G.M.T., apparently working duplex on a wavelength of about 18 metres.

He is, however, uncertain whether these stations were actually working on duplex telephony, and suggests as a possible alternative that PCLL's transmitting aerial may pick up and re-transmit signals from PK1 which are received on PCLL's receiving aerial, or possibly that

the Dutch station may receive PK1 on a loud-speaker within the range of their transmitting microphone and thus unintentionally relay PK1's transmissions. It will be interesting to know if other listeners have noticed this peculiarity.

o o o o


## Sydney, 2FC.

We have been inundated with reports from listeners who have heard the short-wave transmissions from Sydney, 2FC, either in the early morning between 6 and 7, when experimental tests are being carried out, or between 6 and 7 p.m., when the station transmits specially for England. The general opinion seems to be that there is very little fading, but that atmospheric conditions are troublesome. A listener writing from Sidecup states that he heard the programme on Sunday, October 16th, from 6.15 p.m. until 7.10 p.m., using the two-valve "Empire Short-Wave Set," described in our issue of June 29th; and another, in Southwold, Suffolk, reports having received this station on 28.5 metres at the same time, the strength being R3-R4 on a single-valve receiver.

o o o o

## New Call-signs and Stations Identified.

- 2AV** E. Thomas, 81, Hoel Fedw., Morriston, Swansea. (Change of address.)
- 5CB** Capt. K. E. Hartridge, 52, Westbourne Terr., W.2, transmits on 46 and 150 metres. (Change of address.)
- 6GC** J. G. Carlson, 28, Johnson St., South Shields, transmits on 8 metres and will welcome co-operation with other experimenters using this wavelength.
- 6LI** A. E. Livesey, Stourton Hall, Horncastle, Lincs, transmits on 8 and 45 metres. This station will not be working until next March. Mr. Livesey's present address is: 15, Rue d'Orleans, Pau B.P., France.
- 6PN** Mr. Frederick Holden, of 5, Frinton Rd., Stamford Hill, London, N.15, advises us that he has relinquished the call-sign 6BJ, but that he will be pleased to receive reports on station 6PN at the above address. 6PN is situated at Finchley, London, and is crystal-controlled at a wavelength of 41.75 metres. Usual operating times: 19.00-22.00 G.M.T. on Tuesdays and Thursdays.
- 2APW** A. D. Narraway, The School House, Moreton, Nr. Oswestry. (Change of address.)
- 2AXA** Ivor A. G. Cole, 174, Broomwood Rd., Clapham Common, S.W.
- 2AXK** H. A. Shea, Hayden House, Essex Rd. Romford. (Change of address.)
- 2AYB** R. W. Hobbs, 78, Cranbrook Rise, "Beehive," Ilford.
- 2BCM** A. L. Clare, 13, Macmillan St., Rochdale, Lanes.
- 2BPJ** T. A. Whiteley, 13, Haslam St., Rochdale.
- NU 9BZI** R. W. Theilke, Ackley, Iowa, U.S.A.
- FE ALES** Corp. W. E. Corbett } No. 1 Wireless Coy.,  
**FE A1WT** Sergt. N. A. Norcross } Egypt Signals, Polygon, Cairo, transmit on 20-45 metres with an input of about 100 watts, usually working 0001-0200 and 0330-0430 G.M.T.
- GW 19C** G. R. S. Pennefather, 3, Adelaide Terr., Summerhill, Cork.
- OCOBK** Rev. G. H. Horan, Observatoire de Ksara, Said Nail, Beyrouth, State of Grand Lebanon. Transmits on 35-metre wave-band.
- XEF 8TA** Mr. Archdeacon, S.Y. "Esperanto," St. Cloud.



A DUTCH TRANSMITTING STATION. EN EMO, at Hillburg, near Amsterdam. This station is working on telephony every Sunday between 12.10 and 13.10 on 43.47 metres and the operator will welcome reports.



# THE PROBLEM OF SELECTIVITY.

Showing its Intimate Connection with the Problem of Good Quality Reproduction.

By A. CASTELLAIN, B.Sc., A.C.G.I., D.I.C.

IN these days of many powerful broadcast stations comparatively close together in wavelength, the problem of selectivity of tuning in a receiver has become extremely important, and it is the purpose of this article to show as simply as possible on what factors selectivity of tuning depends and how it is connected with the problem of good quality of reproduction.

It is really necessary, in order to understand the problems involved, first to consider the case of a simple-tuned circuit consisting of a coil of inductance  $L$ , and a variable condenser  $C$ , the total effective resistance of the circuit being "lumped" and represented by  $R$ , as shown in the diagram Fig. 1.

If a voltage  $E$ , at a definite frequency, is induced in the circuit by some means—by an aerial coupled to the coil picking up from a broadcast station, for example—a current, which may be denoted by  $i$ , will flow in the circuit, and the value of this current, for a given value of  $E$ , will depend on the setting of the tuning condenser  $C$ .

The effect of the current  $i$  flowing through the coil  $L$  is to set up a voltage ( $v$  in Fig. 1) across the coil, and it is this voltage which is applied to the crystal or valve, as the case may be, in every wireless receiver.

If the current  $i$  or the voltage  $v$  is plotted against the value of condenser  $C$ , a curve of the shape shown in Fig. 2 will result. This curve is usually called a

will not do anything towards reducing the voltage across the coil at points far removed from resonance.

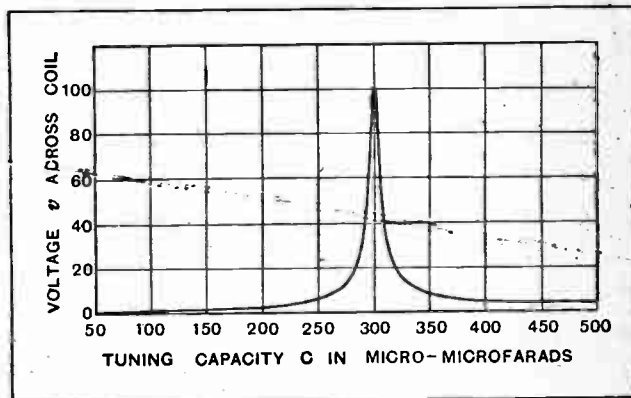


Fig. 2.—A resonance curve showing the relation between tuning capacity  $C$  and the voltage  $v$  across the coil. The voltage scale is arbitrary.

For capacities greater than the resonant capacity the circuit behaves chiefly as an inductance to the current  $i$  circulating in it, and for an infinite capacity it would behave as a practically pure inductance to this current. The impedance of the coil at any frequencies likely to be used will be very many times the value of  $R$  in practice, so that there will be a definite limiting value to the voltage across the coil which depends, for a fixed inducing voltage  $E$ , on the value of  $L$ , the inductance of the coil. Thus, the greater the value of  $L$ , the larger is this limiting voltage at any given frequency. In the circuits considered in Table I and Fig. 3, this voltage is 1.22 per cent. of the maximum voltage obtained with the 10 ohm circuit.

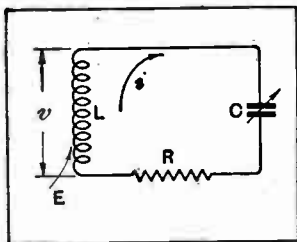


Fig. 1.—A simple tuned circuit with inductance  $L$ , capacity  $C$ , and resistance  $R$ . The induced voltage  $E$  produces a current  $i$ , which in turn produces a voltage  $v$  across the inductance.

resonance curve. In the case illustrated in Fig. 2 the resonance curve has a sharp peak value when  $C$  has a value of 300 micro-microfarads, which corresponds to the capacity required to tune the circuit to the incoming inducing frequency. In Table I actual values of the voltage across the coil are given, as a percentage of the voltage at resonance with 10 ohms circuit resistance, for various values of the tuning condenser.

This table has been prepared for a circuit consisting of an inductance of 200 microhenries, a resonant capacity of 300 micro-microfarads (tuning to about 450 metres), and three values of circuit resistance. The results are given in the form of three resonance curves in Fig. 3, which show the relative voltages obtained across the coil for the three values of circuit resistance when there is a fixed inducing voltage  $E$ . It will be seen that the value of  $R$  fixes the maximum voltage across the coil when tuned, but that there is hardly any difference in the voltage for other values of capacity, except in the immediate neighbourhood of the resonant capacity.

This means that while a good low-resistance circuit will give a large peak value of voltage at resonance, it

TABLE I.

C. mmfd.	Percentage Volts across Coil.		
	R=10 ohms.	R=20 ohms.	R=30 ohms.
50	0.245	0.245	0.245
100	0.613	0.613	0.613
150	1.25	1.25	1.25
200	2.56	2.55	2.53
250	6.1	6.05	5.97
270	10.9	10.7	10.4
280	16.7	16.0	15.1
290	33.6	29	24.4
295	58	43	30.2
298	89.5	48.5	32.9
300	100	50	33.3
302	89.5	48.5	32.9
305	61	42	30.8
310	35.9	30.5	25.2
320	19.3	18.3	16.9
330	13.3	12.9	12.4
350	8.6	8.5	8.4
400	4.9	4.9	4.9
450	3.68	3.68	3.68
500	3.08	3.08	3.08
∞	1.22	1.22	1.22

TABLE II.

C. mmfd.	Percentage Volts across Coil.		
	R=10 ohms.	R=20 ohms.	R=30 ohms.
50	0.245	0.49	0.735
100	0.613	1.226	1.839
150	1.25	2.5	3.75
200	2.56	5.1	7.59
250	6.1	12.1	17.9
270	10.9	21.4	31.2
280	16.7	32	45.3
290	33.6	58	73.2
295	58	82	90.6
298	89.5	97	98.7
300	100	100	100
302	89.5	97	98.7
305	61	84	91.8
310	35.9	61	75.6
320	19.3	36.6	50.7
330	13.3	25.8	37.2
350	8.6	17	23.2
400	4.9	9.8	14.7
450	3.68	7.36	11.04
500	3.08	6.16	9.24
∞	1.22	2.44	3.66



**The Problem of Selectivity.—**

An important point arises here, which perhaps is best explained with the aid of Table II and Fig. 4, which show the variation of voltage in the three circuits with tuning capacity when the *resonant* voltage is the same in each case. This means that the value of the inducing voltage E will be twice in the 20-ohm circuit and three times in the 30-ohm circuit its value in the case of the 10-ohm circuit.

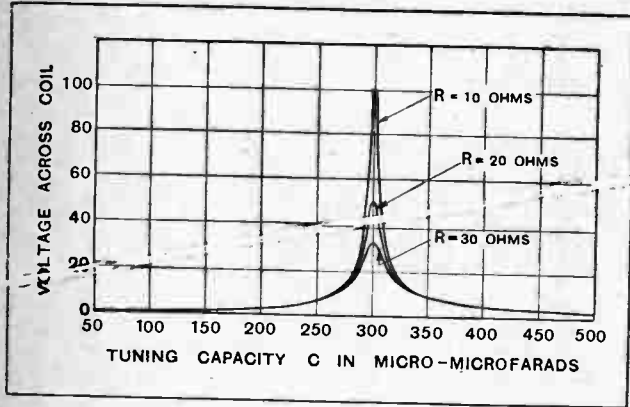


Fig. 3.—Showing three resonance curves for three different circuit resistances, for a fixed inducing voltage E. The voltage scale is arbitrary.

So far, we have been considering a single inducing frequency which corresponds to an unmodulated carrier wave. The actual output from a broadcast station, however, does not consist of a single frequency, but may be regarded as a narrow band of frequencies, the width of the band being 20 kilocycles. Just as one frequency may be tuned by one valve of capacity C, so a band of frequencies will correspond to a "band" of capacity values—in the case of the example selected in this article the 20-kilocycle width is represented by the capacity range 295 to 305 micro-microfarads approximately.

The band width of 20 kilocycles (or 10 kilocycles each side of the carrier frequency) corresponds to a modulation of the carrier wave for all frequencies up to 10,000 cycles—the carrier frequency plus 50 cycles representing a modulation of 50 cycles, and so on.

Turning again to Fig. 4 and Table II, we see that while each circuit gives 100 per cent. voltage at the carrier frequency (*i.e.*, a modulation of zero frequency) at a modulation of 10,000 cycles (corresponding to 295 micro-microfarads capacity), the 10-ohm circuit gives 58 per cent., the 20-ohm 82 per cent., and the 30-ohm circuit 90 per cent. of the maximum voltage. This means that for uniform modulation from 0-10,000 cycles at the transmitting station there is much more uniform reception with the 30-ohm circuit than with the 10-ohm circuit; in fact, if the resistance is reduced below this value the distortion (in future called frequency distortion) introduced by the extra peakiness of the resonance curve will be distinctly noticeable in the reproduction, especially when a good amplifier and loud-speaker are being used.

When it is remembered that the rectified current from a detector (valve or crystal) varies very nearly as the *square* of the applied voltage, it will be seen that even the 10-ohm circuit is going to introduce a certain amount

of cut-off of the higher modulation frequencies which may be noticeable.

Thus, the rectified current at resonance being taken as 100 in each case, the Table III shows the relative rectified currents for the three circuits at modulations of 2,000 cycles (corresponding to 299 micro-microfarads), 4,000 cycles (corresponding to 298 micro-microfarads), and 10,000 cycles (corresponding to 295 micro-microfarads).

TABLE III.

Tuning Capacity C in micro-microfarads.	Corresponding Modulating Frequency.	Percentage rectified current.		
		R=10 ohms.	R=20 ohms.	R=30 ohms.
300	0	100	100	100
299	2,000	94	98.5	99.5
298	4,000	89	94	97.5
295	10,000	58.6	82	90

It should be noted that Table III represents the output from only a single tuned circuit and rectifier. If two or more tuned circuits are used, then the frequency distortion will be much worse, since the effect is cumulative; thus using two similar circuits (*e.g.*, in an H.F. amplifier) the "overall" resonance curve when they are both exactly in tune will be the curve for a single circuit with the ordinates squared, while for three circuits the ordinates would be cubed, and so on. It is easy to see that by using several comparatively high resistance circuits all in tune it is possible to obtain an extremely "peaky" overall resonance curve. The conclusion we are forced to, then, is that to avoid frequency distortion as far as possible in the tuned circuits it is necessary either to use comparatively high resistance circuits, and few of them—which means poor selectivity, as will be shown—or that we must introduce a counter distortion further on in the receiver to enable us to make full use of low-resistance circuits to their full extent.

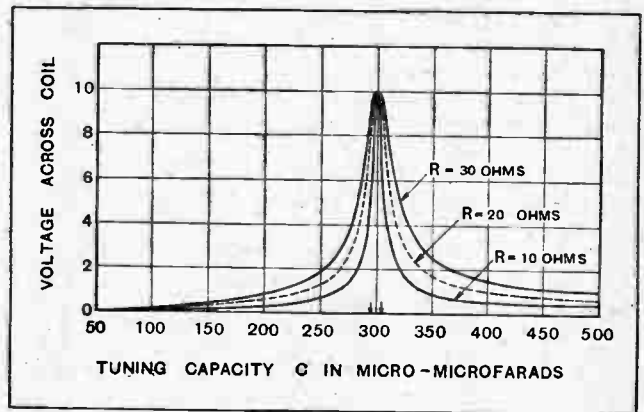


Fig. 4.—Three resonance curves for three circuit resistances, with same peak voltage in each case. The arrows at 295 and 305 micro-microfarads represent the width of the speech band. The voltage scale is arbitrary.

This latter solution is not so difficult as may be imagined, and is one that is very strongly advised by the writer when a long-range selective receiver is required.

What has to be done is to make a low-frequency amplifier which amplifies the higher audio-frequencies much more than the lower and so counteracts the increased output of lower frequencies from the detector.

**The Problem of Selectivity.—**

In Fig. 5 the full-line curve A represents the output voltage from the detector over the audio range of frequencies. The dotted curve B shows what the amplifier characteristics should be to give a uniform output to the loud-speaker, as shown in curve C. Of course, the problem of good-quality output is usually not quite so simple as this, because in order to obtain a uniform *sound* output from the loud-speaker at all frequencies, it is not always (or even usually) necessary to feed it with uniform power from the amplifier. However, this latter point is rather by the way in the present article, the main point being that it is quite possible to correct for frequency distortion in the tuned circuits (within reason) by suitable design of the L.F. amplifier. This is becoming more and more important as the design of loud-speakers improves, and, as we have already a fairly good type in the coil-driven cone which will deal with quite a large proportion of audio-frequencies from 0-10,000, the more attention that is paid to this solution the better. Table III shows that the amplifier, following even a single 10-ohm circuit and rectifier, should amplify just three times as much at 10,000 cycles as it does at very low frequencies, while for two such circuits this ratio would have to be  $3^2 : 1$ , or  $9 : 1$ , which will need rather careful design.

**Effect of Circuit Resistance on Selectivity.**

Turning again to Fig. 4, let us consider the effect of circuit resistance on selectivity alone. It has been said before that each broadcast station requires a band 20 kilocycles wide (on the normal system of transmission), so that the next possible station below in wavelength to the one giving the resonance curves illustrated will be at 20 kilocycles higher in frequency, corresponding to about 290 micro-microfarads tuning capacity. This is the least separation possible without interference.

Table II shows that at 290 micro-microfarads the *voltage* across the coil is 33.6 per cent. of the maximum value for the 10-ohm circuit, so that if two stations are transmitting simultaneously, are separated by 20 kilocycles in frequency, and induce equal voltages *E* in the circuit when the latter is tuned to each in turn, when tuned to either station there is an unwanted *voltage* due to the other station of one-third the value of the "wanted" voltage.

The rectified currents due to these two voltages will have the ratio of  $9 : 1$  (i.e.,  $3^2 : 1$ ), but even so, the interference will be quite appreciable.

Considering now the 20-ohm circuit, this voltage ratio (from Table II) is 58 per cent., or a rectified *current* ratio of about  $3 : 1$ , while the 30-ohm circuit gives a current ratio of less than  $2 : 1$ , thus showing conclusively that a single high-resistance circuit is no good at all for selectivity.

Two 10-ohm circuits will give a current ratio of  $81 : 1$  when both are correctly tuned, which is reasonably selective for most purposes except when close up to the local station. In the latter case the voltage induced by the local station (at resonance) may be, say, 10 times at least that for the station adjacent in wavelength (also at resonance). In this case, when the receiver is tuned to the weaker station, with one 10-ohm circuit the voltage ratio will be 100 for the required station to 336 for the

local station, showing that the local station will swamp the other; two circuits give a voltage ratio of 100 to about 110 for the local station, the local still louder than the other; while with three circuits the ratio will be 100 : 38, or a current ratio of 100 : 19, which is still only passably selective, since the local station will still be giving a quite good background. If any one circuit is slightly off tune the current ratio is, of course, seriously reduced and selectivity suffers badly.

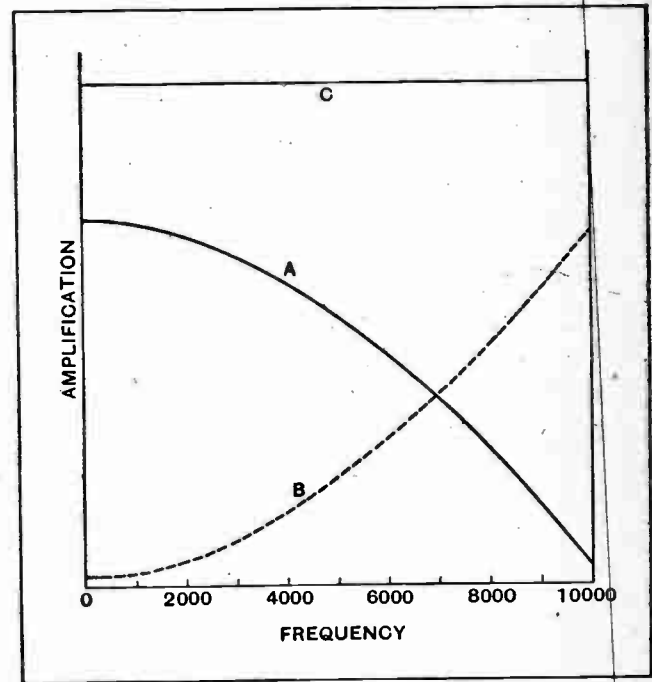


Fig. 5.—Curve A shows frequency-response curve for tuned circuits; curve B shows frequency-amplification curve required by amplifier to give a uniform overall frequency response (curve C).

By reducing circuit resistance better selectivity may be obtained, but it would appear, from what has already been shown, that good selectivity involves frequency distortion, and that in order to take advantage of low-resistance circuits to obtain distant stations it is absolutely necessary to correct for this frequency distortion in the L.F. amplifier.

**Limitations of the Loud-speaker.**

The reason why this has not received general attention is chiefly due to two things, viz., the average loud-speaker, until recently, has practically no output on the very low or the very high audio-frequencies, and in quite a lot of cases not above about 4,000 cycles, so that one need not worry about these frequencies if the speaker will not put them out anyway, and, secondly, the average ear is very accommodating towards distortion of speech and music—especially music—and there may be various types of distortion present in the loud-speaker and the result still be pleasing to the average ear.

However, it is possible to obtain more perfect results than have previously been considered satisfactory, and it is hoped that this article will have pointed out one line of attack on this problem.



Latest Products of the Manufacturers.

**GAS RING BATTERY SUBSTITUTE.**

An entirely new method of deriving filament heating current is presented in the "Thermattaix," a thermojunction device designed principally for operating from a gas supply. Comprising a large number of junctions connected in series-parallel, the model tested was found to deliver a current of 0.45 amperes at 2.5 volts. Heat is supplied from a vertical row of jets, around which the thermo-junctions are assembled, asbestos sheets being used to diffuse the heat and to assist in maintaining the output constant. A few seconds elapse after lighting the gas before the full output is developed, and in the 2-volt model, after a period of about a minute, the potential rises to nearly 4 volts on open circuit. One must be careful, therefore, when using the apparatus


if the price of gas is 1s. a therm (200 cubic feet), the cost of running may be found to be even less. Provision is made

entirely free from fluctuation. Attention is drawn in a descriptive pamphlet to the fact that when in use the "Thermattaix" serves to some extent for heating the room. The instrument is well finished, the 140 metal strips composing the units being enclosed under a crystallite finished metal cover, and a voltmeter is fitted. Electric or petrol operated models are also available, rated to give on load 2, 4 or 6-volt outputs. Further information can be obtained from Attaix, Ltd., 106, High Street, Southampton.

o o o o

**COIL FORMERS.**

The amateur will find the range of Nile coil formers designed by the Associated Battery Co., 101, West Nile Street, Glasgow, useful for the construction of all types of radio-frequency inductances.




Interior of the Thermattaix showing the assembly of the thermojunctions.

for attaching a ventilating flue and for permanent use this would seem desirable. This device appears to be foolproof, and is brought into operation merely by lighting up the gas; the output is, of course,



A new device for supplying filament heating current, the Thermattaix gas operated thermojunction.


with 2-volt valves to apply the current through a filament rheostat. There is no objection to floating a 2-volt accumulator across the output, though care must be taken to break the accumulator circuit before turning off the gas supply. It might be thought that a device of this kind would possess poor efficiency. It was found with some surprise that the "Thermattaix" consumed only a small quantity of gas, and that many hours' running could be obtained with the consumption of one therm. The manufacturers state that three hours' running is obtained at the cost of 1d., but actually,



An inexpensive set of coil formers.

The formers, arranged for the winding of basket coils, are clean stampings in a hard, smoothed surface fibre, and are 4 1/2 in. in diameter. Provision is made for terminating the winding on brass sockets fitted with soldering tags, three sockets being provided for making a tapped winding.

The outfit includes a set of six formers and a pair of mounts. The plugs project on both sides of the mounting pieces, so that a pair of formers can be arranged as an H.F. intervalve coupling using separate formers for primary and secondary.



For the Soudan Government. Short-wave set built by Radio Instruments Ltd. for the reception of time signals.

# The Experimenters' Notebook



## Reaction in Receiving Circuits.

By "EMPIRICIST."

(Continued from page 624 of the previous issue.)

THE Reinartz reaction circuit described in the previous issue may be regarded as intermediate in character between magnetic reaction and true capacitative reaction, though the distinction is difficult to draw. In both a simple magnetic reaction circuit and a Reinartz-circuit the operation of the device is essentially dependent upon a flow of relatively large current through a path of low impedance, and, in consequence, the operation of the circuit is largely independent of the nature of the alternative path in the plate circuit through which the low-frequency currents flow. If the impedance of this branch of the circuit is reasonably high for high-frequency currents, no appreciable fraction of the latter will flow through it.

We come next to a class of circuit in which there is a plate circuit path for high-frequency currents having an impedance comparable, at any rate, with the impedance of the path through which the reaction current is fed back to the grid circuit; typical of this class is the circuit illustrated in Fig. 3, which while not of very much general interest has certain special characteristics which make it of use in particular cases.

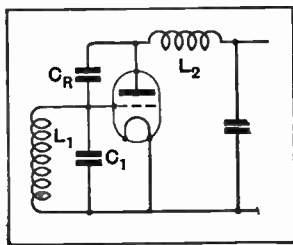


Fig. 3.—Reaction effects are obtained in this circuit if  $L_2$  is made the easier path for H.F. currents.

It will be noted that the circuit  $L_1 C_1$ , connected to the grid, is coupled by means of a reaction condenser  $C_R$  to an inductance  $L_2$  situated in the plate circuit, the latter being completed through an audio-frequency path provided with the usual by-pass condenser for high-frequency currents. In this circuit the value of  $L_2$  is deliberately chosen so that it is the easiest path for the high-frequency component in the plate circuit and thus determines the phase and amplitude of voltage across it. Due to this voltage, a small current will be fed through the condenser  $C_R$  back into the circuit  $L_1 C_1$ , and the phase relationship will be right for the generation of oscillations or the production of variable reaction. This circuit is useful when the aerial is tuned by variation of  $L_1$ , and in this case control of reaction may be effected by varying the inductance of  $L_2$ . If, however,  $C_1$  is varied it will be found

that a very great increase of reaction effect is obtained at the shorter wavelengths and, in fact, there is a tendency in this direction in any case with variometers of ordinary construction.

The Hartley circuit of Fig. 4 is a common example of a similar principle of applying reaction. In the embodiment shown in the figure, the inductance  $L_1$  is centre-tapped and the reaction condenser  $C_R$  is connected to the remote end of  $L_1$  and to the plate of the valve. In the plate circuit is an impedance  $X$  which may be regarded as the resultant impedance of all the high-frequency and low-frequency branches in this circuit.

### Principle of the Hartley Circuit.

If  $X$  is constructed in the form of a radio-frequency choke of really high impedance, then  $C_R$  may represent the path of easiest flow for the high-frequency plate current. In general, however, the impedance of  $X$  is comparable with that of the  $C_R$  branch and exercises a modifying influence on the properties of the circuit. As a rule,  $X$  partakes of the nature of a very small capacity, comparable with that of the valve; in this case regeneration is produced by increasing  $C_R$ , with a greater or less distuning effect, according to the magnitude of the equivalent capacity of  $X$  as compared with the tuning condenser  $C_1$ . It has been found possible, however, to obtain excellent results when  $X$  is a resistance of the order of that used in a resistance-capacity amplifier, and this appears to favour smooth working, particularly on short wavelengths.

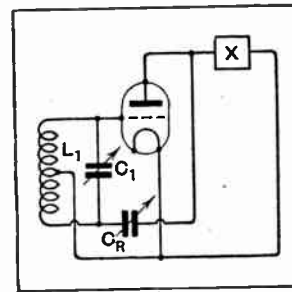


Fig. 4.—The Hartley circuit with centre-tapped coil.

If the inductance  $L_1$  is not centre-tapped, but so arranged that the tapping is brought nearer to the end of the coil which is connected to the reaction condenser, the impedance of the reaction path will decrease, and in order to obtain a satisfactory result it will be necessary to increase the capacity of  $C_R$ . The operation of the circuit then approximates very closely to the Reinartz arrangement, the only difference being that the condenser

**The Experimenter's Notebook.—**

$C_1$  is shunted across both the grid and the reaction coil instead of only across the grid coil as in the Reinartz arrangement.

We come next to the consideration of the use of the reaction principle in cases where there is more than one tuned high-frequency circuit. Fig. 5 shows a tuned aerial circuit with a loose coupled secondary, reaction being applied to the latter.

This is not a very easy circuit to tune, though it is indubitably selective when properly adjusted. The difficulty of operation is bound up with the properties of coupled circuits. When the aerial circuit  $L_1 C_1$  is tuned to resonance with  $L_2 C_2$  it will be found that damping is thrown into the latter circuit from the former and more reaction can be applied. When  $L_1 C_1$  is thrown out of tune after the reaction is adjusted the set will oscillate, and as a result the various adjustments are highly interdependent and difficult to manage. If the tuning difficulties are overcome, however, remarkable results can be achieved, as, by the use of coupled circuits, it is possible to obtain a flat-topped resonance curve which enables a great degree of selectivity to be obtained while retaining the essential side waves.

A more usual case to be considered is where one or

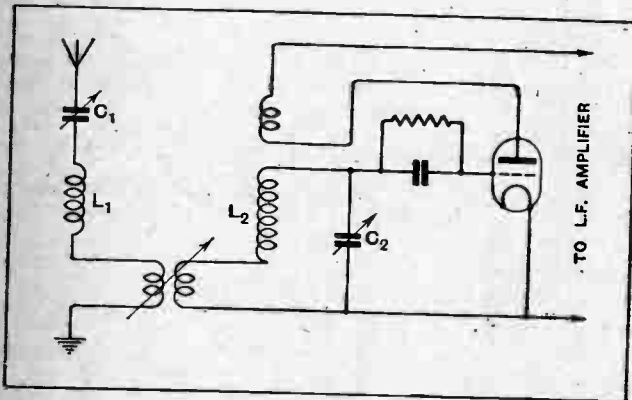


Fig. 5. Loose-coupled tuner with reaction applied to secondary. The tuning of  $L_1 C_1$  upsets the reaction conditions of  $L_2 C_2$ .

more stages of high-frequency amplification are employed, and it may perhaps be assumed from the outset that such stages are neutralised, both in order to simplify the consideration of the problem and also to emphasise once more what has already been dealt with in previous articles, that it is hopeless to make use of reaction so long as there is any appreciable coupling between the circuits of the amplifier.

The function which reaction can best fulfil in the case of a tuned amplifier is the removal of the load due to the plate circuit of the preceding valve. If this can be satisfactorily accomplished a very great increase in magnification results, and it is possible to use for the amplifying valve one which has not necessarily a high amplification factor, but which has a high mutual conductance. In this case, if the application of reaction can be made smooth enough it does not pay to employ a high-frequency transformer, as a tuned anode circuit is just as effective.

In Fig. 6 an amplifier is illustrated which has a stage

of tuned anode high-frequency amplification. It will be noted that the grid circuit  $L_1 C_1$  is neutralised in relation to  $L_2 C_2$ , the tuned anode circuit by an ordinary neutrodyne coupling  $L_3 C_3$ . The operation of this circuit has been previously described, and is doubtless familiar to many readers. It will be found that, as the correct adjustment of  $C_3$  is approached, the circuit  $L_2 C_2$  will tolerate more reaction coupling from the detector valve, but ultimately a point is reached where the movement of the condenser  $C_3$  in either direction will throw the set into oscillation. This is the point where

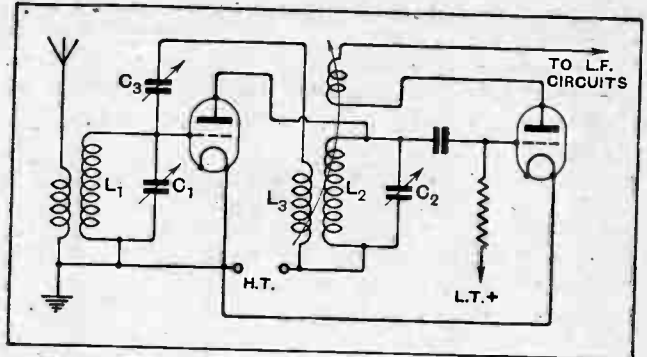


Fig. 6. Reaction applied to the tuned anode circuit of a H.F. amplifier. If neutralisation is perfect the arrangement works with greater efficiency than a transformer amplifier.

the maximum amplification is obtained, and it will be found in general that a higher degree of amplification is obtainable with such circuit than with a corresponding one in which a transformer intervalve coupling is employed. Moreover, it is a matter of indifference what the nature of the first valve is, *i.e.*, whether it is high- or low-impedance valve, since, by means of reaction, we can remove the damping effect of this valve and gain in consequence a great deal of amplification. Mathematical analysis shows that if we apply reaction until a certain loss of side tones results, it is the slope of the plate current-grid voltage characteristic of the H.F. valve and not its magnification which determines the performance of the circuit.

The above points correspond to theoretical conditions, however, and it is pertinent to consider whether these can be adequately realised in practice. First, there is nearly always some residual coupling between the plate and grid circuits which cannot be neutralised out, and, according to the measure of this, so the benefit of using a tuned anode will be greater or less. In a transformer arrangement, the neutralising is less critical and the residual coupling is not likely to be so great; in consequence, unless extreme care is exercised, the fullest advantages of the tuned anode may not be obtained.

Secondly, it is clear that we are dependent for the efficient performance of this circuit on the power to reduce the damping of  $L_2 C_2$  due to the high-frequency valve by applying reaction to it from the detector. As far as the actual "sledge hammer" aspect of this problem is concerned, it is, of course, possible to do so; we can quite easily make  $L_2 C_2$  oscillate, but it is a moot point whether we can make an adjustment of the reaction coupling of such a critical character that the utmost



**The Experimenter's Notebook.—**

amplification is obtained. The point is bound up with the curvature of both the high-frequency and detector valve characteristics; if these were ideally straight there is no doubt that this method of regeneration would be completely successful, however low the impedance of the high-frequency valve. On a basis of general experience the writer believes that with a valve having an impedance of the order of 17,000 to 25,000 ohms the tuned anode arrangement gives a better amplification than a transformer, and that this is about the best type of high-frequency valve to use.

The application of reaction to amplifiers comprising more than one stage of high-frequency amplification calls for no special comment. Standard practice tends towards the use of reaction in the last tuned circuit of the chain, and there are no special conditions to be considered except the necessity for increasing the care with regard to neutralisation. This is particularly important in relation to the question of coupling between remote circuits, which was dealt with in a previous article.

The extent to which in general a reaction device can be made to take the place of a low-loss coil is a problem well

worthy of consideration, but one which is too far-reaching to be dealt with in the present article. The writer believes that this is a question of degree, and dependent upon the efficiency of the valves employed, the losses which require counteracting, and the amplitude of the received signals. In respect of the first limitation we are undoubtedly in a far better position than we were a few years ago, owing to the improvement in the quality of valves. In respect of the second, experiments carried out with an ordinary valve detector, with reaction applied in the aerial circuit, indicated that a quite amazing amount of resistance could be tolerated, if compensated for by the reaction adjustment. As regards the last factor, there would appear always to be a likelihood of distortion of strong signals in a reaction circuit when very great amplitudes are attained, but, on the other hand, such amplitudes need not be considered, as in the case of strong signals it would not be necessary to use so much reaction. Summing up, it would seem that reaction is by no means supplanted as a result of the "low-loss" era, and that the technique of applying it in a receiving circuit to the best advantage has not been developed to the fullest possible extent.

**Holloway Wireless Club.**

A wireless club is to be formed by the Holloway Literary Institute, Hilldrop Road, Camden Road, N.7, meeting on Monday evenings at 7.30 under the direction of Capt. Jack Frost, formerly of the B.B.C. The club is intended for advanced workers as well as beginners, and facilities will be available for the testing of members' sets. The membership fee from November to Easter will be 4s. The first meeting, to be held on Monday next, November 14th, will be open to members of the public free of charge, and those desiring to enrol are asked to communicate their intention to the head of the Institute not later than Thursday, November 10th.

o o o o

**Wembley Club's Hospital Scheme.**

The Wembley Wireless Society is actively engaged in equipping the New Hospital with wireless apparatus. The scheme was recently initiated by the chairman, and provisional sanction was obtained to start the scheme forthwith, as it was necessary to install the wiring before the flooring of the wards was finally fixed. To ensure a thoroughly reliable installation, a strong technical sub-committee was formed with Mr. H. W. Gregory, resident engineer of the North Metropolitan Electric Power Supply Co., as chairman.

The Society is undertaking to finance the scheme among its own members and their personal friends, but as a large sum will be required it is thought that many who are not members may wish to contribute. Any donation, however small, will be gladly welcomed by the wife of the Society's president, Mrs. Cecil Chapman, Woodcock House, Woodcock Hill Lane, Kenton, Middlesex.

The Society has a few vacancies for new members, and application can be

## NEWS FROM THE CLUBS.

made at any of the usual weekly Friday meetings held in the Park Lane School. All communications should be addressed to the Hon. Treasurer, Mr. H. E. Comben, B.Sc., 24, Park Lane, Wembley.

o o o o

**Concealed Loud-speaker Demonstration.**

A fascinating loud-speaker demonstration, the instruments being concealed behind a screen, was conducted at the last meeting of the Croydon Wireless and Physical Society by Mr. F. W. Smurthwaite, A.M.I.R.E. Loud-speakers

**FORTHCOMING EVENTS.****WEDNESDAY, NOVEMBER 9th.**

*Tottenham Wireless Society.—At 8 p.m. At 10, Bruce Grove, N.17. Demonstration of the Society's transmitter, by Mr. F. Dyer (G6HY).*  
*Stretford and District Radio Society.—At 8 p.m. At 6a, Derbyshire Lane. Annual General Meeting.*  
*Muswell Hill and District Radio Society.—At 8 p.m. At Tollington School, Tetherdown. Lecture by Messrs. Cossor, Ltd.*

**FRIDAY, NOVEMBER 11th.**

*Radio Society of Great Britain.—Lecture: "The Development of the Broadcast Receiving Valve," by Mr. F. E. Henderson (of the G.E.C.).*  
*Leeds Radio Society.—At Leeds University. Lantern Lecture by a Representative of the Edison Swan Electric Co., Ltd.*  
*Radio Experimental Society of Manchester.—Lecture by Mr. R. M. Kay, B.Sc.(Tech.).*  
*Wembley Wireless Society.—Demonstration of an "Everyman" Set by Mr. N. P. Vincor-Minter (of the Wireless World).*

of all modern makes were demonstrated, the members present recording their opinions of each as it was heard from its place of concealment. The voting produced some rather surprising results.


Visitors are heartily welcomed to the Society's meetings, and particulars may be obtained from the Hon. Secretary, Mr. H. T. P. Gee, 51-52, Chancery Lane, W.C.2.

o o o o

**Loud-speakers Dissected.**

Dr. Hodgson, a keen experimenter in loud-speaker design, gave an absorbing talk on the subject at the last meeting of the Radio Experimental Society of Manchester. Beginning with a brief survey of the elements of sound, the lecturer traced the development of the loud-speaker from the earphone. Stress was laid on the fact that not only must the horn and diaphragm be correctly designed, but that the sound chamber was equally important. Concerning the horn, Dr. Hodgson discussed the problem of its natural note and the necessity of fixing the rim to something solid. He described his experiments with the cone type speaker, giving hints on the best way of constructing cones, movements, stands, suspensions, moving-coils and baffle-boards, and the winding of pot magnets, permanent magnets not being recommended. The baffle-board, it was pointed out, was an important factor in the reproduction of the higher notes, as these have a greater tendency to escape round the edge of the cone due to the suction of the air. Thus the cone speaker, which normally had a tendency to reproduce the lower notes better than the horn type, was made a really good all-scale reproducer by the addition of the baffle-board.

Hon. Secretary, Mr. J. Levy, 19, Lansdowne Road, West Didsbury, Manchester.



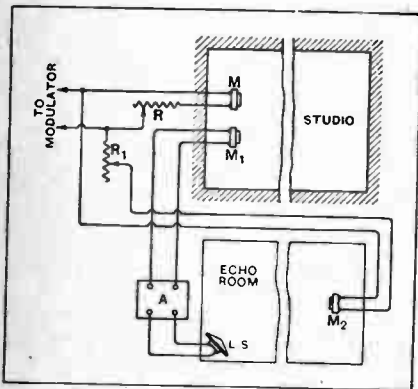
The following abstracts are prepared, with the permission of the Controller of H.M. Stationery Office, from Specifications obtainable at the Patent Office, 26, Southampton Buildings, London, W.C.2, price 1s. each.

**Improving Broadcast Transmission.**  
(No. 276,052.)

Application date: May 13th, 1926.

According to this invention, auxiliary "echo" effects are deliberately introduced at the broadcasting studio in order to enhance the tonal qualities of the transmitted item as reproduced in a loud-speaker. With this object in view, the original sounds as picked up by the microphone in the broadcasting studio are mixed with reverberations produced in a separate room.

As shown in the diagram, a second microphone *M*<sub>1</sub> is placed near the main microphone *M* in the studio, which ordinarily feeds the received sounds directly to the modulator. The second microphone is connected through an amplifier to a loud-speaker *LS* located in an "echo," which, unlike the studio, is free from draping. A third microphone, *M*<sub>2</sub>, is placed in the same room so as to receive the minimum possible direct sound from the loud-speaker, although it picks up the echoes or reverberations. The output from the microphone *M*<sub>2</sub> is then fed to the modulator circuit in parallel with that from the first



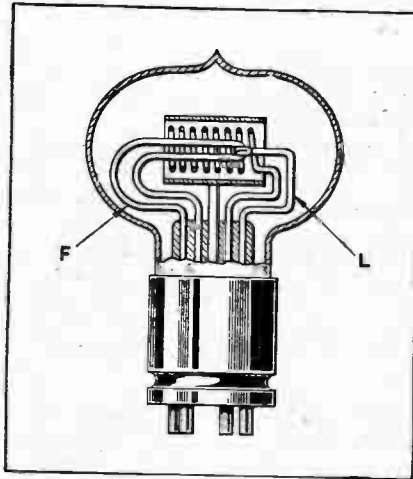
Arrangement for producing artificial echo effects. (No. 276,052.)

microphone *M*, the relative strengths of the two superimposed currents being regulated by means of rheostats *R*, *R*<sub>1</sub>. Patent issued to H. J. Round.

**Alternating Current Filaments.**  
(No. 271,025.)

Convention date (U.S.A.): May 17th, 1926.

The problem of using alternating current for heating valve filaments is neces-



Filament construction for A.C. supply. (No. 271,025.)

sarily bound up, on the one hand, with unequal electron emission owing to the fluctuating character of the supply, and on the other with impedance variations created by the changing magnetic flux. The present invention aims at removing both difficulties by using a thick filament bent back on itself, so that the two parallel portions lie closely together.

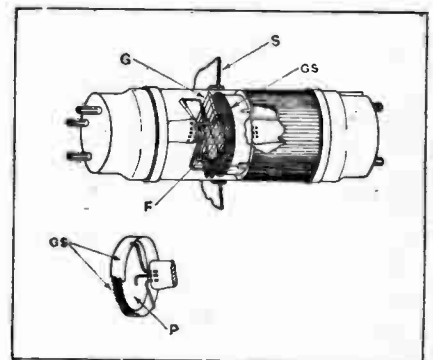
Owing to the mass of the filament it has considerable heat inertia, so that it maintains a constant temperature throughout the cycle of supply, and because of the close proximity of the two limbs the resultant magnetic field is practically nil. The construction is shown diagrammatically, the centre of the hairpin bend of the filament *F* being joined through a lead *L* to one of the external contact pins on the base of the valve. For power purposes the filament is designed to carry several amperes at the low pressure of half a volt. Patent issued to the Dubilier Condenser Co.

**Screen-grid Valve.**  
(No. 275,335.)

Application date: May 5th, 1926.


The use of a shielded grid to avoid the effects of inter-electrode capacity is an interesting development in valve design, as it affords a self-contained alternative to the use of external balancing or neutralising circuits. As shown in the diagram, the four electrodes are arranged transversely to the longitudinal axis of the glass case or bulb. The filament *F* is V- or W-shaped, and is mounted inside the inner or control grid *G*, which consists of a flattened oval winding of wire or wire gauze.

The shielding grid *GS* is a disc of metal gauze fixed to a metal rim, and the plate *P* lies immediately behind the gauze shield and consists of a plain metal disc. In order to increase the screening action of the grid *GS*, an auxiliary shield *S*, terminating in a flattened rim, is mounted outside the glass bulb. It is fixed as closely as possible to the grid *GS*, and is directly earthed. The filament *F* and control grid *G* are supported from a glass foot at one end of the tube, whilst the plate *P* and shielding grid *GS* are similarly mounted from the other end of the tube. Corresponding contact pins are provided at each end as shown. In use the shield-



Construction of the Round screen-grid valve. (No. 275,335.)

ing grid carries a biasing potential of 80 volts, when the plate-operating voltage is 120. Patent issued to H. J. Round.



# LETTERS TO THE EDITOR

The Editor does not hold himself responsible for the opinions of his correspondents.

Correspondence should be addressed to the Editor, "The Wireless World," Dorset House, Tudor Street, E.C.4, and must be accompanied by the writer's name and address.

## MORSE INTERFERENCE.

Sir,—May I say a few words in answer to BM/MHNF, whose letter appears in your issue of the 26th inst.?

The set I am using is the "All-Wave Four," and anyone who has had experience of this receiver would hardly, I fancy, advise it being made more selective. I get all the more powerful stations without reaction, although I admit to unbalancing on occasion to catch some of the weaker.

I agree with BM/MHNF that a H.F. stage, if not essential, is at least highly desirable in this neighbourhood. I admit that 5XX lately has been almost entirely free from Morse and is received well. The transmissions of Radio Paris—though, of course, I can get him quite clear of 5XX—are, in my opinion, so poor as to make it hardly worth while tuning him in, and I seldom do so. But all the other long-wave stations are badly interfered with.

As regards the medium waves, it is quite possible, no doubt, to find one or two stations during the course of an evening which are not completely blotted out. But it is, I think, true to say that, throughout the entire waveband, there is a continual background of Morse quite sufficient to ruin anyone's pleasure who wishes to hear music unaccompanied by an eternal cackle. Even when a station is free of it, one is always expecting it to start, which is almost as wearing to the nerves, if not more so.

But, after all, this is mere detail, and irrelevant. The ideal at which we should aim is to be able to tune in any station within the range of the receiver, and listen to any particular item, with the complete assurance that there will be no interference with our enjoyment save from sources outside human control. Of all the possible causes of such interference, Morse is infinitely the worst, because it is the only one which cannot be largely mitigated, if not entirely eliminated, by one's own efforts. It is this, I think, that makes it so peculiarly infuriating. Surely, with modern methods and proper organisation, there is room on the ether for both Morse and broadcasting without the former interfering with the latter. I maintain that this separation is the most urgent need at the present day, and that it behoves all those who have the best interests of wireless at heart, and who are in a position to exercise the needful authority, to put their chief efforts into the attainment of it. What technical problems are involved or what difficulties stand in the way I do not pretend to know, but this I know, that until these problems are solved and difficulties overcome wireless, instead of being the joy it undoubtedly should and could be, can only be the exasperation it is now.

A. H. B.

Brighton,

October 29th, 1927.

Sir,—If your correspondent BM/MHNF would bring his selective receiver here, and endeavour to follow the London programme for an evening or two, I feel sure that he would once more redesign the receiver and also some of his conclusions on the subject of interference. I do not read Morse, so am not able to name the chief offenders, but there are many who perform during the evening with well-designed peaks around

350 metres. One fellow in particular has a hesitating, spluttering note with a sharp peak on 363 metres, and often sends out a continuous, devastating dash for several minutes before beginning his stuttering speech. A frame aerial seems to show that most of the trouble comes from a line passing due north and south of this position. Quite apart from Morse, however, London is usually distorted, both at midday and from 5 p.m. onwards until about 10.30 p.m. This distortion began definitely just a year ago, and from fragments of speech which can sometimes be glimpsed I imagine it comes from a Spanish station. Anyhow, it destroys all pleasure in listening to London, even if the Morse enabled me to make the attempt.

5GB is, of course, in the middle of the hornet's nest, and is perfectly useless to us here. Its strength, too, is no more than that of London.

5XX is the backbone of British broadcasting. He may be a nuisance to manufacturers who have to design double-range receivers, but if one travels about with a portable he is worth more than all the low-wave stations put together, for he does not fade in daylight. He is also reasonably free from Morse.

Perhaps I should add that by Morse interference I do not refer to the gentle background which is always with us, but to the signals that quite obliterate both music and speech.

Isle of Wight,  
October 27th, 1927.

DONALD STRAKER.

Sir,—Your correspondent Mr. J. B. Wilson appears to misapprehend the question when he says, "it appears improbable . . . that any change can now be justified."

FFB at 40 miles causes a great deal more interference than GNF at two miles. Both are spark stations, but GNF has succeeded in restricting the width of band of wavelengths he covers, which apparently FFB cannot or will not do. A certain amount of jamming is inevitable from spark, but the present position can be very materially improved, either by the adoption of I.C.W. or the bringing of spark transmitters up to date.

This change would most certainly be justified, and is no more than other users of etheric waves have a right to expect.

Margate,

October 26th, 1927.

ARTHUR HOBDAV.

## BURNDEPT FILAMENT RHEOSTATS.

Sir,—I would like to take this opportunity of pointing out a little experience that has recently overtaken me.

I purchased a number of Burndept rheostats recently with the idea of putting some of these in my "Everyman Four." Imagine my surprise on testing these rheostats to find that there is no "off" position on them, especially as they make a master rheostat which in the sense of the word takes the place of the usual filament switch.

My chief grumble on this score is that not a word is said about the nature of these rheostats on the box they are packed in, nor have I ever seen anything in print referring to their difference to any other rheostat. I wonder how many readers, in using these rheostats, have turned their sets "off" and still left them "on," not knowing that there was no "off" posi-

tion? This, I am sure, is easily done, especially with the modern "glowless valves." Accumulators must be running down rather quickly, and if the plug is still left in the H.T. that also will be deteriorating rather mysteriously.

I hope the firm in question will realise that it is about time they gave the purchaser some idea of the nature of the rheostat he is buying. Actually, one end of the resistance is soldered to the metal frame, so that those already in possession of these components can correct them merely by breaking the wire at this point.

Trusting these remarks will be of some value to other readers.  
Uxbridge, October 22nd, 1927. W. G. PHILLIPS.

[A copy of the above letter was sent to Messrs. Burndept, Ltd., from whom the following reply has been received.—ED.]

[COPY.]

29th October, 1927.

The Editor, *The Wireless World*,  
Dorset House, Tudor Street,  
London, E.C.4.

Dear Sir,—A short time ago the design of Burndept rheostats and potentiometers was altered slightly in that the resistance element at the "off" end was connected to the metal frame, thus giving no off position.

This was done on account of the numerous requests we received for rheostats arranged in this manner, where they are volume controls, for battery eliminator work, etc., as we thought that this small point might make them more valuable to the user.

On page 54 of the catalogue issued by us in September, 1927, we made reference to this alteration, and stated that should an "off" position be required all that was necessary was to cut through the end wire where connected to the frame. Printed matter giving similar instructions was also prepared for inclusion in the carton containing each rheostat, but recently it has come to our notice that a certain batch of rheostats has left this factory without the printed instructions being enclosed.

We deeply regret to learn that a number of your readers who have used our rheostats with circuits described by you have failed to notice the absence of an "off" position, and consequently have suffered some annoyance through valves of the black filament type continuing to pass current. As the names of such readers are not known to us, we cannot communicate with them individually, and we should be most grateful if you could see your way to publish this letter in the hope that the individual purchasers may see it and may act accordingly. Should any of your readers feel in any way aggrieved

at the slip on our part, if they will communicate with the undersigned a special effort will be made to remove any such feeling of grievance.

Yours faithfully,

CHAS. W. ROOKE, Receiver and Manager,  
Burndept Wireless Limited,  
FRANK PHILLIPS, M.I.E.E., Chief Engineer.

#### H.T. ACCUMULATOR CHARGING.

Sir,—I recently purchased an H.T. accumulator for use with my wireless set. Small cells had proved useless, and I thought that with an accumulator my troubles would end. From the point of view of reliability, they did; from the standpoint of finance, they only commenced with the initial outlay.

I made enquiries of a local firm of accumulator chargers as to the cost of charging, and was informed that this would cost 9d. per 20-volt unit, or 4s. 6d. for a 120-volt battery. This charge seemed outrageous, so I tried another firm still farther afield, with the same results. In desperation I rang up two or three firms still more distant, with the same results. The battery has a capacity of 2,500 milliampere-hours and the makers recommend that for best results it be recharged once a month. Thus I am faced with a yearly H.T. bill of £2 14s. plus depreciation on original outlay.

Surely there is something radically wrong with such a charge! Current in this district costs 2d. per unit for power, and it does not need a very intricate calculation to ascertain approximately how much profit the charging firms must be making out of this very paying proposition.

Perhaps other readers of *The Wireless World* have had a similar experience, and if so, it would be interesting to hear their remarks upon this point.

London, N.8,

November 1st, 1927.

A. E. BULLOCK.

#### INTERFERENCE FROM ELECTRICAL MACHINERY.

Sir,—I should be grateful if any of the wireless experts could advise how to get rid of local interference which arises under the following circumstances. Reception, what with Daventry fading and Plymouth seriously interfered with, is seldom good, but a new terror has now arisen in this small town.

A local electric supply, 200 v. D.C. with overhead distributing mains, has started, and during the time the supply is given from the running plant there is a very audible background of engine noise on all wavelengths on which we receive. Is this curable, if so, how? In spite of this background we can

listen-in. Some of us who are close to the mains are prevented from doing so by one insignificant motor used in one of these modern refrigerators which comes into action, day and night, at its own sweet will whenever the temperature rises in the refrigerator; when that motor starts and as long it continues reception has to stop, for there is nothing to receive but noise. Daventry is completely wiped out. As we are a progressive town we assume that this refrigerator is but the harbinger of others, and we ask ourselves what the result to the wireless licensees will be when many of these refrigerators are cutting in and out at indefinite intervals. If one can create pandemonium on sets about a quarter of a mile apart, where shall we be with a dozen in the district?

We have had about three months of it, and as it appears to be an insoluble problem to the supply company and to the refrigerator company, I wonder whether any expert can recommend a remedy, either technical, legal or official, which can be relied on to work when applied. "Supply Stations" and "Motors on Mains" there must be—need they be "Stops to wireless"?

H. E. MOUL.

Looe.



A DUTCH RECEIVING STATION. R 005, owned by Mr. W. H. de Gorke at Essenburgstraat 120b, Rotterdam. The QSL cards and journals indicate that Mr. de Gorke is largely interested in the reception of English and American stations, and is always willing to report on experiments of British amateurs.

trespass upon the ground legitimately occupied by the professional trader," he said. "It is against the B.B.C.'s own interest to undertake tests which can be performed equally well by other concerns. But the B.B.C. is a pioneer in a new field. It has to prove the value of wireless to school authorities. The greatest obstacle hitherto has been the inefficient apparatus in use and the difficulty of maintaining it at concert pitch. In the matter of school transmissions a much higher standard of reception is necessary than will satisfy the average home, and it should be realised by the trade that the Corporation's activities in this direction are wholly favourable to legitimate private enterprise. Special care is taken by the officials not to do or say anything of a contrary nature or tendency." I take this as an admission of trespass on the part of the B.B.C., and so long as they admit the fault but plead extenuating circumstances the question of principle is not so seriously violated.

○○○○

#### Listeners of the Future.

"We have," continued my informant, "already caused the installation of some 3,000 sets in schools, all purchased ready made or constructed with ready-made components sold by the trade, and we are introducing hundreds of thousands of future citizens to the listening habit, teaching them to demand a good standard of reception. We never fail to advise our correspondents to make use of the services of trustworthy local experts when and where these are available."

○○○○

#### For Your Diary.

The London staff are to shine in a programme of their own from 2LO on Monday, November 14th, this being the birthday of the B.B.C.

○○○○

#### Birmingham's Birthday

Five years ago, on November 15, Birmingham station was opened. On that date this year a large part of 5GB's transmission will be provided from the Birmingham studio in celebration. "All In" is the title of the anniversary programme, which will be provided by the Birmingham station orchestra and staff.

○○○○

#### Arnold Bennett, by "A.G.G."

No. 4 of Mr. A. G. Gardiner's series of personal sketches will deal with Mr. Arnold Bennett, and the date of the broadcast is November 17.

○○○○

#### A Lyric Drama.

On November 23 the lyric drama "Penelope" will be broadcast from 2LO and 5XX, having been given on the previous day from 5GB. Dale Smith will take the part of "Odysseus," Stuart Robertson will play "Eumæus," and Rachel Morton "Penelope." Other members of the cast are John Armstrong, Doris Vane, John Parry and Samuel Dyson. The Wireless Symphony Orchestra will be under the direction of the composer, Herbert Ferrers.

#### Machinery Music.

When Karel Kapek's Robot play "R.U.R." was given from London three months ago it proved to be one of the most popular broadcast plays of the year. 5GB listeners will have the opportunity of hearing a repeat performance on November 18. The translation from the Czech is by Paul Selver, and the broadcasting arrangement and production will

#### FUTURE FEATURES.

##### London and Daventry (5XX).

Nov. 13TH.—"The Messiah," conducted by Stanford Robinson.  
Nov. 14TH.—Birthday programme.  
Nov. 15TH.—Military Band concert.  
Nov. 16TH.—"The Arcadians," a fantastic musical play in three acts.

Nov. 17TH.—Star Variety programme.

Nov. 18TH.—"The Tempest," acted by Old Vic Players.

Nov. 19TH.—"I Pagliacci," an opera in two acts by Leoncavallo.

##### Daventry (5GB) experimental.

Nov. 13TH.—Popular Symphony concert.

Nov. 14TH.—Chamber music.

Nov. 15TH.—The Liverpool Philharmonic Society's fourth concert, relayed from the Philharmonic Hall, Liverpool.

Nov. 16TH.—Light music from Birmingham.

Nov. 17TH.—"The Arcadians," a fantastic musical play in three acts.

Nov. 18TH.—"R.U.R." (Rossum's Universal Robots), a play by Karel Kapek.

Nov. 19TH.—Popular Orchestral concert.

##### Manchester.

Nov. 19TH.—"Thanks to Mr. Milligan," a play in one act by Constance Enne. "High Tension," a new comedy drama by W. Huntley Adams.

##### Newcastle.

Nov. 15TH.—"Froth and Flummery," a radio revue presented by Hugh McNeill.

##### Glasgow.

Nov. 15TH.—Gems of Opera.

Nov. 19TH.—Star Variety programme.

##### Aberdeen.

Nov. 15TH.—Some Scottish favourites.

be in the capable hands of Cecil Lewis. The action takes place on a remote island in the decade 1950-60. The music, which is intended to convey the impression of machines of the future, has been composed by Victor Healy-Hutchinson.

○○○○

#### B.B.C. In Hot Water.

Members of the Manchester Athenæum Debating Society voted unanimously the other day in favour of a resolution, moved by Mr. J. E. Kemp, "that this meeting

considers the administration of the British Broadcasting Corporation is in entirely wrong hands, and the policy hitherto adopted with regard to programmes is not wholly in accordance with public taste."

The mild onlooker (like myself) may be forgiven for butting in with the suggestion that, because the policy is not wholly in accordance with public taste, it is not sufficient reason for assuming that the administration is in entirely wrong hands.

○○○○

#### A Nasty Nightcap.

A London listener is still suffering from the shock of hearing an announcer say "Good night to you" instead of "Good-night everybody; good-night."

Listeners must be protected from such insults.

○○○○

#### Awkward Problem in Stockholm.

I am sorry to learn from a Stockholm correspondent that the maintenance of "amicable neighbourly relations" in the big apartment houses in Sweden is threatened by the advent of radio. This is due, he says, to the disturbing influences caused by the many aerials.

On the roofs of many of the houses there is a chaotic tangle of aerials, and as the "earth" is the heating and water installation of the house there is a consequent irregularity in the strength of signals depending upon the number of users of receivers.

○○○○

#### A Solution?

A co-operative apartment house in Gothenburg has, however, tried to bring order into the chaos by a new contrivance, consisting of a central iron held by steel wires strung across the yard. From this ring the aerials radiate and are attached to the tops of the surrounding roofs, and from the middle of each aerial a wire is connected with the radio sets in each private apartment. The whole contrivance looks exactly like a huge spider's web, about fifty aerials being fixed to the central ring. Every tenant has to pay a fee of 15 kronor (16s. 3d.) to have his set connected.

○○○○

#### Sir Harry Lauder.

Sir Harry Lauder will receive the freedom of the City of Edinburgh on November 24. His speech at the ceremony, as well as that of the Lord Provost of Edinburgh, will be relayed from Usher Hall and broadcast from the Edinburgh station.

○○○○

#### An Orchestral Hour and a Play.

On November 23rd an hour of orchestral music and a play will be relayed from Birmingham to 5GB. Among the orchestral items will be heard the First Suite from "Peer Gynt" (Grieg) and a selection from "The Bohemian Girl," while Stuart Vinden will present "Her Bonny Boy," a comedy in one act by H. Bromley Taylor.

○○○○

#### Speech by Prince Henry.

Prince Henry's speech at the unveiling of the Edinburgh Cenotaph will be broadcast from the Edinburgh station of the B.B.C. on Friday next, November 11.



# Broadcast Brevities

NEWS FROM ALL QUARTERS.

By Our Special Correspondent.

**Empire Broadcast on Armistice Day.—Dominion Listening Points.—2LO Breakdown Drill.  
B.B.C. and School Wireless Question.—5IT's Birthday.—Friction in Stockholm.**

**First Programme for the Empire.**

It is highly appropriate that the first official programme transmission from 5SW intended for the Empire should be of a truly national interest. This important event will take place on Friday next—Armistice Day—when the Armistice Day Remembrance Festival in the Royal Albert Hall, under the auspices of the *Daily Express*, will be broadcast from 5XX and the Chelmsford short-wave station, the latter operating on 24 metres with a power of 20 kilowatts.

During the programme a short address will be given by H.R.H. the Prince of Wales.

o o o o

**Times of Reception Overseas.**

The time at which the transmission will be made cannot be considered as ideal for reception in Australia and New Zealand, but drawbacks of this kind are bound to occur when any particular transmission is intended for the whole Empire, upon which, as wireless workers have reason to know, the sun never sets. It will be broad daylight in Australia while the Albert Hall Festival is in progress, Australian time being from 9 to 11½ hours in advance of G.M.T.

Reception in India may be more satisfactory, the time there being between 1.30 and 3.30 in the morning. In South and East Africa the programme should be heard fairly well from 10 o'clock onwards, but signals may be fainter in Canada and U.S.A., as listeners there will be in daylight at the time of the transmission.

o o o o

**Where They Will Listen.**

The B.B.C. states that all the Dominions and Colonies have been advised of this, Britain's first official short-wave effort. It is assumed that short-wave receivers will be brought into use for relay purposes at Sydney and Melbourne in Australia, Poona in India, Cape Town in South Africa, and Drummondville (Quebec) in Canada. It is also considered probable that the short-wave station attached to WGY, Schenectady, will pick up the concert for American listeners.

It is not known whether an official effort will be made to pick up the transmission in New Zealand, but it is highly improbable that all of the several short-wave

receivers in Dunedin and Wellington will be inactive.

o o o o

**The Programme.**

Listeners overseas should have little difficulty in identifying the transmission, for the community singing items which will fill the major portion of the programme will include such favourites as



**BROADCASTING A LAUNCHING CEREMONY.** The B.B.C. has given us several running commentaries connected with the launching of new vessels. This photograph shows the microphone specially used to pick up the sound of the escaping cider used to christen H.M.S. "Devonshire" at Devonport.

"Pack up your troubles," "Blighty," "Soldiers of the King," "Tipperary," and "Long, long trail." The pipes and drums of the Grenadier Guards, the trumpeters of the Life Guards, the band of the 10th Hussars, and the pipes and drums of the Scots Guards will all help to swell the strain.

o o o o

**Hats Off to Sydney.**

It would be a pity not to place on record Keston's excellent relay of 2FC,

Sydney, on Sunday, October 30th. This was certainly one of the best achievements of the B.B.C. in the realm of short-wave broadcasting, and, although not perfect, served to show that reliable short-wave reception is by no means the misty chimera which certain persons not unconnected with the B.B.C. would have us believe it is.

By the way, it ought to be noted that the "spaced aerial" system of reception has yet to be tried. When will Chelmsford give us a short-wave relay?

o o o o

**Breakdown Drill.**

The most impressive feature in connection with 2LO's breakdown last week was not the series of interrogatory howls which burst upon the silent ether but the promptitude with which the Marconi House stand-by transmitter was brought into action. Indeed, I am led to believe that Savoy Hill rather prides itself upon its emergency arrangements. When a breakdown occurs the way in which the spare engineer insinuates himself through the Strand traffic to reach Marconi House is said to be an improvement on anything accomplished by the London Fire Brigade.

o o o o

**New Appointments at Savoy Hill.**

Mr. J. M. Rose Troup, who has done good work at Bournemouth since his appointment as station director rather less than two years ago, is to be transferred to the London staff on the programme side.

Mr. B. E. Nicolls, who came from Manchester and became virtually chief of the London executive without the glorification connected with the title "station director," is now to become a sort of editorial director of all the publications issued by the B.B.C. Mr. Guy Rice will be in charge on the managerial side.

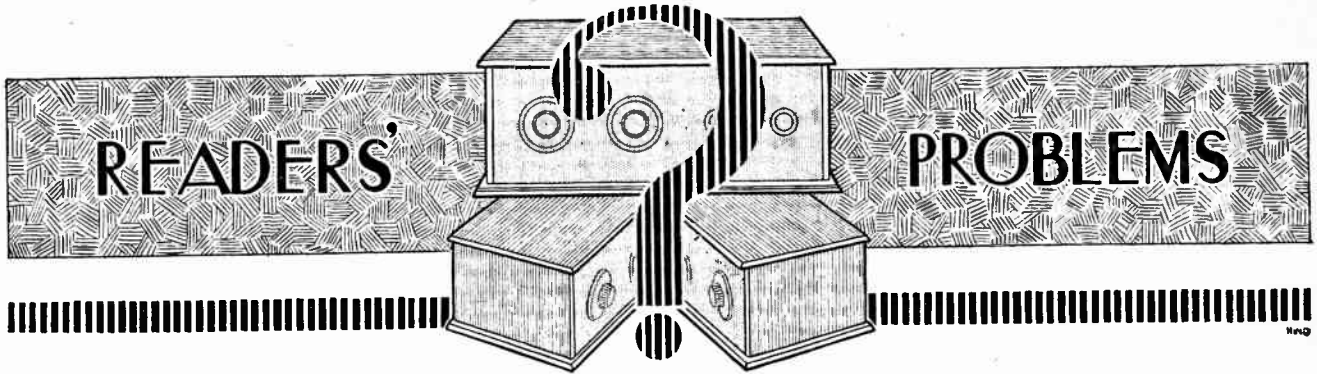
o o o o

**B.B.C. and School Wireless.**

A flutter has been caused in the Savoy Hill dovecot by the Editorial in *The Wireless World* of October 26th, questioning the policy of the B.B.C. in sending engineers to test and give advice upon sets in schools.

An official at Savoy Hill gave me the B.B.C. views on the subject:—

"The Corporation has no desire to



**"The Wireless World" Supplies a Free Service of Technical Information.**

*The Service is subject to the rules of the department, which are printed below; these must be strictly enforced, in the interest of readers themselves. A selection of queries of general interest is dealt with below, in some cases of greater length than would be possible in a letter.*

**A Grid Battery Question.**

*Can you tell me how long a grid battery should last in a five-valve receiver, and how long in a three-valve receiver?*

N. S. T. R.

A grid battery should give service for an equal period both in the case of the five- and the three-valve receiver. It must be pointed out that the grid battery is used to place a negative potential on the grids of the L.F. valves, and also on anode bend detectors, in order, among other things, to prevent the flow of grid current. If they completely fulfilled their function of at all times preventing grid current, no energy whatever would be taken from them, but, of course, even with large power valves, sometimes overloading occurs on loud passages of music, and also when atmospheric are bad, and so grid current will occasionally flow. However, the actual amount of current taken from the battery during the course of its life is very small indeed, and it should maintain its voltage for practically as long as it would maintain it if merely kept stored on a shelf. In other words, its demise will be brought about by chemical changes taking place in the cells, and not through ordinary usage. A good grid battery should give service for a year.

o o o o

**Biassing a Detector Valve.**

*I am building a modern receiver with an anode-bend detector and am adopting your suggestion of a potentiometer in order to be able to apply critical value of grid bias to the detector valve. I cannot understand, however, why you insist on the necessity of using two dry cells as well; surely since I use a six-volt accumulator all the bias necessary can be obtained by the potentiometer alone?*

R. B. J.

In the case of giving a negative bias to the detector valve, or, in fact, to any valve in the receiver, it is necessary to make the grid of that valve so many volts more negative than the negative end of the filament. That is to say, that, if

**RULES.**

(1.) Only one question (which must deal with a single specific point) can be answered. Letters must be concisely worded and headed "Information Department."

(2.) Queries must be written on one side of the paper, and diagrams drawn on a separate sheet. A self-addressed stamped envelope must be enclosed for postal reply.

(3.) Designs or circuit diagrams for complete receivers cannot be given; under present-day conditions justice cannot be done to questions of this kind in the course of a letter.

(4.) Practical wiring plans cannot be supplied or considered.

(5.) Designs for components such as L.F. chokes, power transformers, etc., cannot be supplied.

(6.) Queries arising from the construction or operation of receivers must be confined to constructional sets described in "The Wireless World" or to standard manufacturers' receivers.

Readers desiring information on matters beyond the scope of the Information Department are invited to submit suggestions regarding subjects to be treated in future articles or paragraphs.

the valve grid is connected via a transformer secondary directly to the negative end of the filament of the same valve, it is obvious that the grid will be at the same potential as the negative end of the filament, and we say that it has a zero bias.

Now it will be clearly seen that if we use a potentiometer and put the slider right over to the negative side, then the grid will merely be at the same potential as the negative end of the filament, and will have zero bias. Now we can only move this slider towards the positive end of the filament, and this has the effect of giving the grid a positive and not a negative bias, and, of course, in the case of a six-volt accumulator, we can give the grid a six-volt positive bias by putting the slider right over to the positive end. If we put the slider over to the negative end and put two dry cells in the grid return lead, it is obvious that, since

the E.M.F. of a dry cell is 1.5 volts, the grid will receive a three-volt negative potential. Now, by slightly moving the slider towards the positive end, we can subtract from the negative voltage of the grid battery, and so obtain a critical adjustment of grid bias, which is necessary on the detector valve. It will be seen, therefore, that in the case of the six-volt accumulator, and using two dry cells in this manner that if we put the slider over full to the positive side we shall have a three-volt positive bias on the grid.

o o o o

**Precautions When Using a Battery Eliminator.**

*I am constructing the "Regional Receiver," described in your issues of August 17th and 24th, and should like to know if this receiver is suitable for operating from an H.T. battery eliminator.*

K. T. B.

Any well-designed receiver, such as the "Regional," can be used in conjunction with a good H.T. battery eliminator, but in all cases it is advised that when using a battery eliminator a choke-filter output circuit, or, of course, an output transformer be used. Also, apart from taking the precaution of choosing an eliminator made by a reputable manufacturer, great care should be taken always to obtain one which has an adequate output—that is to say, one which will deliver the maximum plate current demanded by the set with a large margin of overload. If an attempt is made to obtain more plate current from an eliminator than it is designed to give, "mains hum" is bound to occur.

o o o o

**The "Flewelling" Circuit.**

*Can you supply me with a circuit diagram of the Flewelling receiver, together with the values of the various resistances, condensers, etc., used in the instrument?*

P. S. M.

Full details of this receiver, together with a circuit diagram, will be found on page 771 of our issue dated June 15th, 1927, and on page 64 of our issue dated July 13th, 1927.

**Advantages of the Screened Valve.**

I am intending to build the "Everyman Four" receiver, but am doubtful whether to construct the original model or the new model using a screened valve. Will the new model give me much greater efficiency?

W. B. H.

As stated in the article, slightly less amplification is obtained when using the new screened valve. At the same time, however, selectivity is better than when using the ordinary type of valve in the H.F. stage. Before making a decision which set you would build, you should consider your local conditions. If high selectivity is not essential, it would probably be better for you to build the original model, as somewhat greater H.F. amplification would be obtained.

o o o o

**An Impossible Proposition.**

I am intending to construct the L.T. battery charger described in your October 5th issue; I am, however, going to use a U5 valve, and should be glad if you will give me the necessary alterations to the transformer so that it may suit this valve.

D. E. G. B.

It is quite impossible to use this valve in this charger because a total emission exceeding 1 ampere is required from the valve. Whilst this is readily given by the special "arc" rectifier used, it is quite beyond the capabilities of a valve of the U5 class. The U5, of course, is intended to be used in an H.T. battery eliminator or for the charging of an H.T. accumulator and not for the charging of L.T. accumulators.

o o o o

**Local or Distant Reception.**

When using my "Regional" receiver on the local station, which is 10 miles distant, quality is all that could be desired. In the matter of sensitivity the receiver is satisfactory, as I can bring in several stations at the same strength as my local station, but when receiving a distant station transmission is accompanied by a persistent background of noise. Can you explain this?

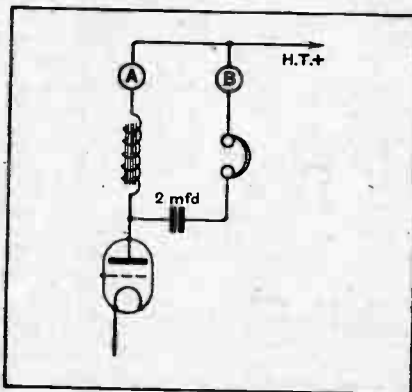
L. D.

When the receiver is tuned to the local station you naturally have to make drastic use of the H.F. valve filament rheostat, which controls volume in order to prevent overloading both loud-speaker and output valve. The result is that the receiver is rendered very insensitive and does not pick up much in the way of atmospheric noises, nor "mush" from high-powered long-wave stations, although it is sufficiently sensitive for giving good loud-speaker results from the local station. In order to receive distant stations at similar strength to the local station, you naturally have to bring the receiver, into its most sensitive condition, and then, unfortunately, owing to its sensitivity atmospheric disturbances, etc., are brought in as well as the distant stations. It may be said definitely that from this point of view distant reception is never so satisfying as local station reception.

**Using a Milliammeter.**

I am using a choke-filter output circuit with my set and desire to use a milliammeter to give me an indication of overload distortion. I am not quite sure, however, of the correct position in which to connect the meter. I have tried both position A and position B in the diagram enclosed, and in each case get a reading. Surely this should not be so? T. G. H.

We reproduce your diagram below, showing the two positions A and B in which you have tried the meter. The position A is the correct one, and if a milliammeter is connected in position B no reading should be obtained at all. If you will study the diagram this will be obvious to you, as the steady D.C. plate current is prevented from flowing in this branch circuit owing to the presence of



Using a milliammeter in a choke-feed output circuit.

the blocking condenser. It is clear from what you tell us that the dielectric of this blocking condenser must have been completely broken down, or, alternatively, that there is a short-circuit across it in your wiring. You should attend to this point as, of course, if this condenser is short-circuited your choke-filter circuit is serving no useful purpose whatever. When the fault has been cleared, no reading should be shown when the meter is in position B. It should be finally connected and left in position A, when it will serve as an indicator of overload distortion.

o o o o

**The Function of an H.F. Choke.**

Can you explain in simple language the purpose of an H.F. choke, and the manner in which it operates?

B. R. D.

It would be entirely beyond the scope of our Information Service to deal with this matter adequately. Briefly, however, we would say that an H.F. choke is inserted in any part of the circuit in which it is desired to prevent the passage of high frequency oscillatory current although leaving a perfectly free path for direct current. For example, in the Reinartz circuit, a choke is inserted in the plate circuit for the purpose of diverting H.F. energy from the normal passage offered round this circuit back to

the filament to the path offered by the reaction coil and reaction condenser, where it will do useful work.

o o o o

**Transformers in the "Everyman Four."**

I am building the original "Everyman Four" receiver, but do not relish the task of constructing the special H.F. transformers. Can I use ordinary standard commercial transformers instead?

R. L. T.

It is rather difficult to understand exactly what you have in mind when you refer to "standard" commercial transformers, as, of course, there are no H.F. transformers which can be taken as being definitely of standard type. There is, as you may know, a large number of firms who now market transformers specially for the "Everyman Four" receiver, and these may be used with every confidence, but be sure to get the type which are built to the specifications given in the "Everyman Four" book.

o o o o

**Good Quality Reception on 80 Volts H.T.**

Can you tell me if it is possible to obtain distortionless loud-speaker results using three-electrode valves when the available H.T. voltage does not exceed 80 volts? I should, of course, use a power valve in the output stage. I do not want to use four-electrode valves if possible.

G. S. W. R.

It will be possible for you to obtain excellent loud-speaker results with only 80 volts H.T. using the valves you mention, if you adopt the push-pull system in the last stage. You will, of course, need two power valves in the output stage.

With regard to the first L.F. valve, if you are using two stages, we would inform you that although only 80 volts H.T. will be used on the anode of the valve, it will still be possible for you to obtain adequate volume from the loud-speaker without overloading this valve. By this we mean to indicate that the two output valves will overload before the one in the first L.F. stage. You will appreciate the fact that since this valve will be followed by a transformer, one of the R.C. type of valves with its comparatively small permissible grid swing must not be used, as its high A.C. resistance renders it unsuitable for use in front of an L.F. transformer.

o o o o

**Important to "Everyman Four" Users.**

I am constructing the "Everyman Four" receiver, and intend to incorporate the important modifications advised by you on page 289 of the August 21st issue, and page 316 of the September 7th issue. Can you explain, however, why the grid condenser C<sub>2</sub> in Fig. 1 (c) on the latter page is omitted.

D. S. H.

It is regretted that owing to an unfortunate error, this condenser C<sub>2</sub> was omitted in Fig. 1 (c). It is correctly shown in Figs. 1 (a) and 1 (b) on that page, and should, of course, be inserted in the same position in Fig 1 (c).

old friends—



and still the greatest headphones value in the world.

MATCHED TONE HEADPHONES

13'6

POINTS ABOUT THE NEW BRANDES SLOW DISCHARGE ACCUMULATOR



- 1. Large easy-to-fill vent with moulded plug.
- 2. Generous terminals coloured to indicate polarity.
- 3. Smooth moulded top. Dirt-proof and easily cleaned.
- 4. Carrier ridge to receive oxydised all-metal skeleton handle.
- 5. Immensely strong glass container.
- 6. Moulded acid level indicator.
- 7. Ample sludge space.
- 8. Moulded slots in glass container to eliminate separators.
- 9. All plates made under the Oldham Special Activation process allowing charge to be retained over long periods without sulphation.

# Brandes

## RADIO PRODUCTS

Brandes Limited, 2-3, Norfolk Street, Strand, W.C.2.

\*Post the coupon (right) for free information concerning the full Brandes range at the NEW prices.

and something NEW—

## THE BRANDES ACCUMULATOR

A new type of slow discharge accumulator which will hold its charge over long periods without sulphation, and is thus eminently suitable for the increasingly popular Dull Emitter Valve. It introduces the laminated plate which, besides retaining the charge for weeks or even months, is proof against most of the abuses which rapidly destroy the ordinary plate. For instance, a Brandes R.B.10 can be fully charged in 8 hours as against the usual 2 days required for the electrolyte to penetrate the thick plates of the ordinary slow discharge accumulator. With the Brandes Accumulator, the plates, although possessing the ability to hold their charge over long periods, are open to permit the acid to flow freely through their laminations. With the stout girder-like construction of the plates, buckling is unknown, and even a direct short circuit does not harm them. The laminated plate feature is of the greatest possible value to slow discharge accumulators.

Brandes Accumulator R.B.10 (10amp. hrs. actual) 5/6  
 " " R.B.20 (20 " " " ) 9/-  
 " " R.B.30 (30 " " " ) 17/9

(Manufactured under Oldham activation process.)

SHORTLY TO BE ANNOUNCED:

—The BRIGHAM CONE—

The Brandes Super Cone-de-luxe

10 OTHER BRANDES PRODUCTS:

Brandeset III A .. .. .	£6 15 0
Brandeset III B .. .. .	£8 5 0
Ellipticon Cone Speaker .. .. .	£4 15 0
Table Cone .. .. .	£1 19 6
Brandola Loudspeaker .. .. .	£2 17 6
Table-Talker .. .. .	£1 10 0
L.F. Transformer (1.5) .. .. .	15 6
L.F. Transformer (1.3) .. .. .	15 0
Variable Condenser (.0005) .. .. .	15 6
Variable Condenser (.0003) .. .. .	15 0



Brandes Ltd.,  
2/3, Norfolk St., Strand,  
W.C.2

Please send me your free illustrated catalogue.

Name.....

Address.....

W.W.4

Brandes products are only obtainable where you see this sign.

# WEBB'S RADIO ELECTRIC STORES

*The Firm for all Wireless Supplies.*

## TWO H.F. "EVERYMAN" FOUR.

Aerial coil S.W. 15/6. Aerial coil L.W. 8/6. Transformer S.W. 16/6. Transformer L.W. 9/6. Resistance extra. All with bases. Copper box 21/- Cydon '0005 long mid line condenser 15/6. Indiagraph dials 7/6. "Ediswan" leaks 2/6. T.C.C. condensers, all capacities at list. Whiteline valve holders 2/3. Ferranti A.F. 5 transformer 30/-. Ferranti O.P. 1 transformer 21/-. Cossor 6 volt H.F. valves 10/6. Cossor R.C. H.F. valves 10/6. Cossor Stentor 6 20/-. All other items and sundries for home construction at popular prices. Send for list.

## "EVERYMAN" FOUR and THREE. MULLARD P.M. RECEIVERS. NEW EDISWAN THREESOME CIRCUITS.

**COSSOR MELODY MAKER.  
B. T. H. RESISTOR and**  
Full stock of parts available at present.

### SPECIAL LINES THIS WEEK.

Eddystone type AV. short wave unit 20/-, also B.B.C. and 5XX coils for same. Dubilier K.C. condenser '0005 12/6. Dual range frame aerial B.B.C. band and 5XX 50/- Six-Sixty cone loudspeaker paper, 12 in. 2/6, 19 in. 3/6. Lightweight

headphones, 2,000 ohms. 5/- per pair. Eddystone scientific H.F. choke, 14-3,000 metres, 6/6. 220 volt electric soldering iron, guaranteed, 7/6. Goods sent to Country orders on receipt of cash or C.O.D. Carriage paid on all orders over £1

**164, CHARING CROSS ROAD, LONDON, W.C.2.**  
OPPOSITE ASTORIA CINEMA.

**30, Stephenson Street,  
Opp. Theatre Royal,  
BIRMINGHAM.**



**40, Carrs Lane,  
Corner of High Street,  
BIRMINGHAM.**

"EDDYSTONE"

SERVICE DEPOT.

## 2 H.F. EVERYMAN FOUR COILS



Full details of  
Finston Coils  
free on request.

Constructed to "Wireless World" Specifications.  
We can supply these immediately, prices as below.

Set of 3 Coils B.B.C.	36/9
Set of 3 Coils, 5XX	24 -
Set of 3 Bases	3 9
Screening Box (Copper)	30/-

### EVERYMAN FOUR

Aerial Coils, 14- Transformer, 15-  
Complete Set, 28 -

Cossor "Melody Maker" Coil..... 7 6

Mullard "Radio for the Million" Coils.  
250/530 8,- 1000/2000, 10/-

All above obtainable from all Dealers, or

**FINSTON MFG. CO., LTD.,**  
45, Horseferry Road, London, S.W.1.



Price from 2/6



Crown Works, Cricklewood Lane,  
N.W.2.  
Phone: 1787 Hampstead.

### FORMO-DENSOR.

A sound variable condenser  
which fills a long-felt want.  
Specially designed to take the  
place of the hitherto generally  
used Fixed Condenser.

Specially recommended for use as:

Neutralising Condenser.  
Aerial Condenser.  
Grid Condenser.  
Reaction Condenser.  
Phasing Condenser.  
Tone Control Condenser.

Buy FORMO HANDBOOK.  
Practical Circuits, Blue Prints, etc., 1/-

## The DUOVOX CABINET.

This is our latest type of cabinet in  
beautiful finished oak or mahogany  
which makes an ideal piece of furniture.  
It is specially made for the amateur  
desiring to embody both wireless set,  
gramophone and electrical pick-up in  
one instrument or can be used as a  
wireless cabinet only.

**Prices from £6 10 0.**

Also supplied complete with wireless  
set, gramophone and pick-up at very  
moderate price.

Send for details of our other  
models of cabinets.

**MAKERIMPORT CO.,**  
50a, LORD ST., LIVERPOOL.

## WIRELESS VALVE TRANSMITTERS

Price

By W. James.

**9/-**  
net

By Post 9/6.


A book that deals very thoroughly  
with the design and operation  
of small power apparatus.

**ILIFFE & SONS LTD.,**  
Dorset House, Tudor Street, London, E.C.4

W.W.9

Mention of "The Wireless World," when writing to advertisers, will ensure prompt attention.





# This Winter's most pleasant hobby

Why pay a high price for a Cone Loud Speaker when you can make one just as efficient and attractive yourself, and for a quarter the outlay? A few hours spent on the fascinating and easy task of constructing your own Cone Speaker, and you have an instrument which is equal in performance to any that can be purchased. But one important point must be borne in mind. **Six-Sixty Cone Speaker Paper is the only Cone material which will guarantee you that perfect reproduction which is so desirable.** A very special material, the processes in its manufacture ensure tonal qualities and purity unobtainable with any other material.

The quality of Six-Sixty Cone Speaker Paper may be judged from the fact that it is used in most of the well-known American Cone Speakers. America is the country which originated the Cone.


Made in two sizes, 12 in. diameter and 19 in. diameter, Six-Sixty Cone Speaker Paper is obtainable from all Radio Dealers, but in case of difficulty write direct to us.

**Prices 2/6 and 3/6**

*Brass Washers 3d. extra*

**THE ELECTRON CO. LTD., Dept. W.W.,  
122-124, Charing Cross Road, London, W.C.2.**

*You must have a  
precision instrument*



*for  
sharp tuning*

Modern radio circuits call for critical tuning—critical tuning demands precision condensers—precision condensers means Pye condensers for accuracy and reliability. Pye precision condensers are scientific instruments made one at a time with great care. You need them to get the best from your set.

PRICES—0001, 0.02. 0003 Mid. 17/6 each.  
0005 Mid. 18/6 "  
00075 Mid. 22/6 "



Write for illustrated list of components and sets (post free).

**W. G. PYE & Co.,**  
"Granta Works," Montague Road,  
CAMBRIDGE.


# "EKCO"

## H.T. UNITS

**Models for every purse  
and every voltage**

The most comprehensive range in mains power radio units, sets and components—as fully detailed in the new "EKCO" Folders. We shall, if your dealer cannot supply you, be only too pleased to give you any information concerning "EKCO" Mains Power—the radio method of to-day and the future.

Models range from 17/6 to £9 10 0 D.C. & A.C.



MODEL M.2. D.C.  
29/6

Two tappings. Suitable for 1 to 3 valve sets only.

Write for new illustrated "EKCO" folders giving full details.



MODEL M.1. D.C.  
17/6

One tapping. Suitable for 1 to 3 valve sets only.

**E.K. COLE LTD**

Dept. W., "EKCO" Works,  
London Road, Leigh-on-Sea.

THIRD YEAR OF PUBLICATION

The **Wireless** **DIARY**  
AND RADIO REVIEW **World** for 1928

AN INVALUABLE LITTLE BOOK FULL OF USEFUL INFORMATION FOR EVERY WIRELESS ENTHUSIAST.

IN previous years "The Wireless World" Diary has proved of so much value to wireless users that the 1928 Edition will undoubtedly be welcomed by a wide circle of radio enthusiasts.

This little book contains, in convenient compass, items of information which are frequently required, and the Diary pages provide ample space for notes concerning individual sets and other wireless matters.


Brief List of Contents:

Convenient Diary: Glossary of Technical Terms: Broadcasting Stations of Europe: Tables of Wavelength, Frequency and L.C. Values: Wireless Symbols: Circuit Diagrams: Wireless Notes for Amateurs: Valve Data: Coils for Broadcast Wavelengths: etc.

From all booksellers and stationers, or direct from the Publishers:

ILIFFE & SONS LTD., DORSET HOUSE, TUDOR STREET, LONDON, E.C.4, and CHAS. LETTS & CO.

**NOW READY**



**PRICES:**  
Cloth Edition, 1/- net. By post, 1/1<sup>1</sup>/<sub>2</sub>. Leather Case, with pockets, pencil and season-ticket window, 2/6 net. By post 2/8.


w.w.34

**WIRELESS VALVE RECEIVERS & CIRCUITS IN PRINCIPLE AND PRACTICE**

By R. D. BANGAY & N. ASHBRIDGE, B.Sc.

THIS BOOK will add to the pleasure of the amateur wireless experimenter by extending his theoretical knowledge of the whys and wherefores of valve receivers.

The subject is treated from a standpoint that will enable the home constructor to understand the working of any circuit which he may evolve, and he thus becomes independent of published diagrams and specifications. The volume is well illustrated.



**PRICE net 2/6**  
By Post 2/10

Obtainable from all leading booksellers, or direct from the publishers:


ILIFFE & SONS LTD., Dorset House, Tudor St., London, E.C.4

w.w.40

SPECIAL STUDENTS' LIBRARY EDITION

**FIFTY YEARS of ELECTRICITY**

THE MEMORIES of an ELECTRICAL ENGINEER



By **J. A. Fleming, M.A., D.Sc., F.R.S.**

IN THIS volume the author places before the general reader a review of the chief triumphs of applied electricity during the last half-century.

Dr. Fleming has a word to say upon every phase of applied electricity: he indicates the trend of present research and suggests the course of future progress and development.

Every student should make a point of obtaining a copy of this special edition of what may be regarded as a classic of technical literature.

**PRICE 15/- net**  
By post 15/9

From leading booksellers or direct from the Publishers:

ILIFFE & SONS LTD., Dorset House, Tudor St., London, E.C.4

w.w.44

Mention of "The Wireless World," when writing to advertisers, will ensure prompt attention.



**Watmel**  
**THE IDEAL AUTO CHOKE**  
**at an IDEAL PRICE!**

The name and reputation of Watmel are guarantees of the exceptional value of this Watmel product which, judged on its merits alone, is most reliable, efficient and most popular Auto-choke in the market. It combines the amplifying power of the best transformer with that clear purity of tone only possible with choke coupling. Its ingenious patent core and windings are the real secret of its amazing efficiency. Complete with condenser and fixed resistance and with bright parts heavily nickelled.

WATMEL WIRELESS CO. LTD.  
 Imperial Works, High Street, Edgware, Middlesex.

# Trelleborgs

GUARANTEED  
**GENUINE EBONITE**

THE FINEST QUALITY PANEL OBTAINABLE.  
**ONLY 1/2d. Retail Price**  
 per square inch.

STANDARD GLOSSY FINISH 3/16" THICKNESS.  
 Other prices:— $\frac{3}{8}$ " Highly Polished,  $\frac{3}{4}$ d. per sq. in.;  $\frac{1}{2}$ " Standard Glossy  $\frac{3}{4}$ d. per sq. in.  $\frac{1}{4}$ " Highly Polished, 1d. per sq. in.

## TUNEWELL COILS

STANDARD  
 CENTRE TAPPED  
 AND X TYPES

Specially recommended  
 for Hale  
 Radiano,  
 &c.



The Scientifically correct windings, accuracy of calibration and moulded low loss cores have established this coil as first favourite with all discerning users.


Prices:— 25, 35, 50, 75, each 1/6d;  
 30, 40, 60, 100, each 1/8; 150, 2/3;  
 175, 2/6; 200, 2/9; 250, 3/3; 300, 3/9;

Centre tapped 9d. each extra. X type 1/- each extra.

Stocked everywhere

Sole makers: TURNER & Co., 54 Station Rd., London, N.11

**IMPORTANT**  
 WHY PAY MORE WHEN YOU CAN BUY



**THE W.B.**  
 ANTI-PHONIC LOW LOSS  
 VALVE HOLDER  
 COMPLETE WITH TERMINALS  
 AT 1/9 Each

As used in the Coscor melody makers.

Send for illustrated lists of our cabinet patent cone loud speakers.

Obtained from all Dealers or direct from the Manufacturers:  
**WHITELEY BONEHAM & Co., Ltd, Nottingham Rd.,**  
**MANSFIELD, NOTTS.**



RECUPERATING AGENT  
 IN THE  
**HELLESEN**  
 DRY BATTERIES.

The proof of a Dry Battery is the number of hours of efficient service you get out of it for the money you spend. We are confident of the result if you rely on a Helleesen Dry Battery for your H.T. Supply. Get a smooth uniform H.T. Supply at the minimum cost per hour from a sealed genuine Helleesen H.T. Battery with the quadruple insulation and the No. 7 Recuperating Agent.

60-volt "WIRIN" 12/6

99-volt "WIRUP" 21/-

(Postage Extra.)

All types, voltages, etc., in Double and Treble capacities for H.T. and L.T. Supply. Ask your dealer for the type to suit your set and get the maximum service, or write us for full particulars.

Obtainable at all Radio, Electrical and General Stores Harrods, Selfridges, etc., or direct from

A. H. HUNT, Ltd. (Dept.), CROYDON, SURREY.



# MISCELLANEOUS ADVERTISEMENTS.

**NOTICES.**

**THE CHARGE FOR ADVERTISEMENTS** in these columns is:

12 words or less, 1/- and 1d. for every additional word, e.g., 18 words, 1/6; 24 words, 2/-. Name and address must be counted.

**SERIES DISCOUNTS** are allowed to Trade Advertisers as follows on orders for consecutive insertions, provided a contract is placed in advance, and in the absence of fresh instructions the entire "copy" is repeated from the previous issue: 13 consecutive insertions, 5%; 28 consecutive, 10%; 52 consecutive, 15%.

**ADVERTISEMENTS** for these columns are accepted up to **FIRST POST** on **THURSDAY MORNING** (previous to date of issue) at the Head Offices of "The Wireless World," Dorset House, Tudor Street, London, E.C.4, or on **WEDNESDAY MORNING** at the Branch Offices, 19, Hertford Street, Coventry; Guildhall Buildings, Navigation Street, Birmingham; 199, Deansgate, Manchester.

Advertisements that arrive too late for a particular issue will automatically be inserted in the following issue unless accompanied by instructions to the contrary. All advertisements in this section must be strictly prepaid.

Postal Orders and Cheques sent in payment for advertisements should be made payable to ILLIFE & SONS Ltd., and crossed & Co. Treasury Notes, being untraceable if lost in transit, should not be sent as remittances.

All letters relating to advertisements should quote the number which is printed at the end of each advertisement, and the date of the issue in which it appeared.

The proprietors are not responsible for clerical or printers' errors, although every care is taken to avoid mistakes.

**NUMBERED ADDRESSES.**

For the convenience of advertisers, letters may be addressed to numbers at "The Wireless World" Office. When this is desired, the sum of 6d. to defray the cost of registration and to cover postage on replies must be added to the advertisement charge, which must include the words Box 000, c/o "The Wireless World." Only the number will appear in the advertisement. All replies should be addressed No. 000, c/o "The Wireless World," Dorset House, Tudor Street, London, E.C.4. Readers who reply to Box No. advertisements are warned against sending remittance through the post except in registered envelopes; in all such cases the use of the Deposit System is recommended, and the envelope should be clearly marked "Deposit Department."

**DEPOSIT SYSTEM.**

Readers who hesitate to send money to unknown persons may deal in perfect safety by availing themselves of our Deposit System. If the money be deposited with "The Wireless World," both parties are advised of its receipt.

The time allowed for decision is three days, during which time, if the buyer decides not to retain the goods, they must be returned to the sender. If a sale is effected we remit the amount to the seller, but, if not, we return the amount to the depositor. Carriage is paid by the buyer, but in the event of no sale, and subject to there being no different arrangement between buyer and seller, each pays carriage one way. The seller takes the risk of loss or damage in transit, for which we take no responsibility. For all transactions up to £10, a deposit fee of 1/- is charged; on transactions over £10 and under £50, the fee is 2/6; over £50, 5/-. All deposit matters are dealt with at Dorset House, Tudor Street, London, E.C.4, and cheques and money orders should be made payable to Illife & Sons Limited.

**THE SALE OF HOME-CONSTRUCTED UNLICENSED APPARATUS.**

**A New Service to our Readers.**

We have made an arrangement with the Patentes whereby readers who wish to dispose of a home-constructed receiver not licensed under the patents made use of, can license the set by means of the Deposit System referred to above.

The person desiring to sell, in sending us particulars for his advertisement, will in every case make use of a Box No., and should add to the price which he requires the amount of royalty customarily paid by manufacturers, viz., in the case of Marconi Patents the amount should be calculated at 12/6 per valve holder.

If the purchaser is satisfied with his purchase, the sum realised will be forwarded to the seller, less the amount due in respect of royalties, which amount will be paid by "The Wireless World" to the owners of the patents concerned, and a certificate will be handed on to the purchaser of the set.

**SPECIAL NOTE.**

Readers who reply to advertisements and receive no answer to their enquiries are requested to regard the silence as an indication that the goods advertised have already been disposed of. Advertisers often receive so many enquiries that it is quite impossible to reply to each one by post.



**OUT-OF-DATE H-T BATTERIES** are the source of continual expense and disappointment

*Avoid all troubles & expense of H.T. supply by installing the*



**The Vital Power in Radio!**

How often have you experienced poor reception due to run-down batteries? Think of what a permanent H.T. supply at small cost would mean to you. This battery supplies a steady current ensuring pure, undistorted tone of consistently good strength. A current that can always be kept up to scratch and effect an enormous saving in cost.

Stocked by Halford's Cycle Stores.

*Get this Free Book*

State number and type of valves when writing.

Take the first step by sending for FREE Booklet describing every detail for installing and maintaining this super-efficient and money-saving battery. Write NOW to:-

(Dept B),  
**WET H.T. BATTERY CO.,**  
12, Brownlow Street,  
London, W.C.1.

M.B.2.

Popular Model 80 volts, with brass cups for soldering. **21/9**  
Ditto, with detachable terminals. No soldering. **25/1**



## CONDENSERS of QUALITY!

No mass production methods are employed in the manufacture of Camden Super tension Condensers. Every Condenser is stamped with a Serial No., and accompanied with a guarantee of 6 months' real Service.

Send for list and prices to  
**Camden Electrical Co., Stanley Chambers, Runcorn.**

**RECEIVERS FOR SALE.**

**ALL-WAVE** Four and the Famous Everyman Four; high-class sets only, giving maximum efficiency; full particulars and prices on application.—H. Goodwin, Woodcock Hill, Elstree. [0050]

**PAY Later**, buy now: Wireless sets, components, loud-speakers, etc., for deferred payments. Write or call for terms.—Ellis Nicholls and Co., 132, Caledon Rd., East Ham, London, E. [5914]

**EVERYMAN** Four Receiver in Oak Cabinet to specification, complete with P.M. valves, royally paid, £14; Everyman Four coils, 25/- pair.—Warwick Radio Co., Warwick. [6151]

**B.T.H.** 3v. R.C., less valves, Waxtrap Sterling condenser, 200-3,000 metres, Ormond condenser, Duranleak resistance, 20 stations L.S. 2 miles 2LO; £4.—Culverwell, 51, Earl's Court Sq., London, S.W.5. [6295]

**PORTABLE** 4v. Set, with enclosed speaker, valves, and batteries; £10.—149, Albert Rd., Leyton, E.10. [6290]

**EVERYMAN** Four, complete with loud-speaker and batteries.—Box 4211, c/o *The Wireless World*. [6289]

**GREGOPHONE** New Type 2-valve Set, as listed, but with 4200 coil and gramophone pick-up; £11/10.—Box 4208, c/o *The Wireless World*. [6288]

**THE** Rolls-Royce of Radio.—A super selective receiver which beats anything yet designed, easy to operate; supplied complete or in parts; send for particulars.—Express Radio, Factory Sq., Streatham. [6287]

**IMPROVED** R.I. 4-valve Set, as new, £15/10; or with valves, Ampion loud-speaker, 6v. accumulator, and high tension eliminator, £25; any trial.—Gilbert, 31, Cheshire St., Market Drayton, Salop. [6286]

**EXPERIMENTER** Wishes to Clear 6-valve Super-sonic Receiver, with valves, original design, first class components; cost £15 before construction, nearest offer £12; demonstration.—"Penguin," Garson Lane, Wraysbury, Staines. [6285]

**WONDERFUL** Results.—No valves, batteries, or expenses, but loud-speaker results are to be had from our crystal sets; price 15/-.—Gregophone Works, 51, Kenbury St., Camberwell. [6275]

**EVERYMAN** Three, modified for 5XX, mahogany cabinet; £6/5; also components, new; stamp for list.—BM/ZVBE, London, W.C.1. [6248]

**WESTERN** Electric Supersonic Receiver, 7-valve, complete, practically new, accumulators, large H.T. and W.E. 3-valve amplifier; £25.—Box 4169, c/o *The Wireless World*. [6249]

**ELSTREE** Six in Camco cabinet, all components strictly to specification and construction first class, 3 ranges of coils, valves; £15; seen by appointment.—Gray, 20, Elmbourne Rd., S.W.17. [6318]

**WIRELESS** Sets Constructed to specification and rebuilt; prices upon application.—Box 4225, c/o *The Wireless World*. [6343]

**WESTERN** Electric Superhet, fitted in transportable polished walnut cabinet with self contained frame aerial, extra loud speaker valve, L.T. accumulator, 250-2,000m., also Western Electric frame aerial, £35; Brown Q loud speaker, unscratched, £8; Townsend wavemeter, 300-3,000m., recalibrated Sullivan, £3; set of Rimler superhet intermediates, £4; seen in London.—Box 4222, c/o *The Wireless World*. [6340]

**ANY** Sets Made, repaired or modernised; write stating requirements.—Norman Hunt, Radio Engineer, 222, Beech Hill, Luton, Beds. [6313]

**2-VALVE** Receiver, fine quality, complete with valves, coils, batteries, and good cone loud-speaker; £9; heard by appointment.—C.L.Y., The Ryc, London, S.E.15. [6502]

**FIRST** Class 8-valve Superhet, cost £40, standing cabinet £25 alone; accept £15, quick sale; gift.—Howard, 112, Asylum Rd., Peckham, London, S.E. [6300]

**IGRANIC** 6-valve Supersonic Receiver (no cabinet), just completely rewired and brought up-to-date by makers, guaranteed first class working, genuine bargain, complete with valves and frame aerial; £25.—Apply 46, Mayford Rd., S.W.12, or 'phone Victoria 2785. [6299]

"**THOUGHT** you disliked wireless, old boy." "No. What I didn't like was having to pay such a lot of money at once for a good wireless set." "Well," said Bill, "where's the difference?" "Just this," came the reply, "I only paid a pound to get this 3-valver, the rest I pay in small monthly payments." "M'm! That won't break you. Who's the firm?" "The New Times Sales Co., of 77, City Rd., London, E.C.1. You can have this catalogue they sent me if you like." [0080]

**EVERYMAN** Four, in Jacobean pedestal cabinet, complete excepting speaker; genuine bargain, £12/10.—Write Box 4218, c/o *The Wireless World*. [6323]

**MAGNIFICENT** 6-valve Set, exceptional distance getter, 2 H.F. stages, fitted volt and ammeter, great volume with good tone; if you want something good write for details; £22 with valves.—Browne, 65, Sinclair Rd., W.14. [6310]

Mention of "The Wireless World," when writing to advertisers, will ensure prompt attention.

**Receivers for Sale.—Contd.**

THE Latest Marconiophone Receivers may be obtained on small initial deposit, balance monthly; sent anywhere in G.B.; installation free within 50 miles.—Write for catalogue to The Cardiff Radio and Electrical Service, 54, Charles St., Cardiff. [6325]

**BATTERIES.**

**WET H.T. Batteries.**—Jars 2 1/2 x 1 1/2 x 1 1/2, 1/3 doz.; zincs, 1/-; snics, 1/3 doz.; dozen cells complete (18 volts), 3/6; post 9d. extra; high efficiency, long life, keep practically nil; orders for 3 dozen or over packed in special carton with divisions for each cell, usable as container for complete battery; send 6d. for sample complete unit with instructions; write for free lists of wireless bargains.—W. Taylor, 57, Studley Rd., Stockwell, London. [0039]

**A.B. Dry H.T. Batteries Cost Less Than Many Other Makes;** the fact that they are manufactured by Messrs. Thomson Houston et Cie., of Paris, is proof of their high quality; further, every battery carries a full and generous guarantee; usual sizes stocked; 60 volt, 100 volt, and grid bias, etc.; ask your dealer for same; if he cannot supply you write us direct; trade enquiries specially invited.—G. F. Ambatiello and Co., Ltd., Ambatiello House, Farringdon Rd., E.C.1. Telephone: Clerkenwell 7440. [0063]

**WHY Buy Accumulators or Dry Batteries?**

**LONDON'S Leading Hire Service** amazingly improves reception, saves time, trouble and money, no big outlay, no deposit, pay carman on each delivery; low tension service from 1/3 weekly, 1/8 fortnightly, and 2/3 monthly; fully charged and regularly delivered within 12 miles of Charing Cross.

**C.A.V. High Tension Accumulator Hire Service** from 5/- per quarter of 13 weeks; explanatory folder post free.—Radio Service, 105, Torrington Av., N.W.5. Phone: North 0623-4-5. [5587]

**WILCO High Tension Unit, A.C. model,** one fixed voltage 0-120, one variable of 0-100, one variable of 0-120, complete in oak case, as new, cost £9, sell £4 10; Tannoy high tension unit, 10 tappings; from 0-120, A.C. model, £3, as new.—D. Nairn, The Childrens, Weybridge. [6292]

**STERLING Electric Power H.T. Unit, 100-300 volts** D.C. with valves; 60/-—Armstrong, 354, Morningdale Rd., Edinburgh. [6259]

**ACCUMULATORS,** celluloid, flush tops, 1/4 in. thick positive plates, by well known British maker, regular new stock, not junk or clearance, guaranteed 12 months; 2 volts 40, 7/6; 60, 9/-; 80, 10/8; 100 amps., 12/4; postage extra; 7 days' approval; terms for quantities.—Haden, 14, Finch Rd., Loxells, Birmingham. [6269]

**LONGLYFFE H.T. Accumulator, 100 volts,** entirely reconditioned, makers' guarantee; price £3/10 or near.—Radio House, Capel, Surrey. [6314]

**CABINETS.**

**FIRM** Able to take Contracts for Wireless Cabinet Work; quotations on receipt of particulars or quantities.—196, Lewisham Rd., Lee Green 1206. [5719]

**BAKER'S SELHURST RADIO** for Coil Drive Speaker Parts and suitable pedestal cabinets.—89, Selhurst Rd., South Norwood, S.E.25. [6173]

**POLISHED Oak Cabinets,** with moulded edges, hinged top and loose baseboard, 12in. x 7in. x 7in.; 10 6 post free; send for price list.—Phoenix Wood Engraving Co., 28, Market St., Manchester. [6221]

**PANELLED Oak and Mahogany American Type** Cabinets, with baseboard and hinged lid, first class finish, depth 9in.; 12x8in., 8/6; 16x8in., 11/6; 24x8in., 15/6, cash with order, post free; other sizes to order.—A. Smith, 2a, Field's Mews, York Rd., Wandsworth, London [6260]

**PEDESTAL Cabinets in Massive Oak Jacobean** Finish (as illustrated in *The Wireless World*, May 4 issue), for Everyman Four or any set with panel up to 26x8in., stands 3ft. high, 15in. deep, 10in. baseboard included; £5, carriage paid; may be inspected on van before acceptance; fully illustrated folder gives every detail; write to-day.—G. E. Ambatiello and Co., Ltd., Ambatiello House, Farringdon Rd., London, E.C.1. Phone: Clerkenwell 7440. Telegrams: Ambatiello, London. [0055]

**ARTCRAFT Radio Cabinets** are Britain's Best Value; satisfaction guaranteed.

**ARTCRAFT Cabinets,** made in oak and mahogany; from 8/- to £6.

**ARTCRAFT Cabinets** can be made to customer's special designs and sizes; estimates free.

**ARTCRAFT Illustrated Catalogue** Post Free; write now.

**ARTCRAFT Co., 156, Cherry Orchard Rd., Croydon.** Phone: 1981 Croydon. [0040]

**COILS, TRANSFORMERS, ETC.**

**EVERYMAN Four (both types), 11/-** each coil with base, post free. All-wave Four 33/- pair with base; specified materials only.—B. Rushton, 50, Humber Rd., Wolverhampton. [6137]



**Plantations and Panels.**

2. The Sap from the tree is now taken by the oxen-carts to the tanks.

**'WAY** back in a Malay rubber plantation our tree is giving forth its latex. This latex, or sap, is now collected in pails by the native and transferred to an oxen-drawn cart. This takes it to the factory where is begun the long process of transformation from a milky fluid into a Resiston Panel.

Only the pick of the rubber is used to make Resiston Panels. The slightest flaw which has crept in during the many stages of manufacture bars a piece of rubber from ever becoming a Resiston Panel. Utter purity is the Resiston Standard. That is one of the reasons why the Resiston Panel is famed for its sheer beauty. Why Resiston has such amazing strength. Why Resiston's insulation is 100% efficient. Why Resiston's dielectric constant is so low. Why Resiston's colour is permanent. Why, in short, Resiston will give you that satisfaction which comes from knowing that the panel in your set is efficient. Ask your Dealer for Resiston.

**Q** Resiston Panels come in 13 stock sizes in black and Mahogany-grained. From 6in. x 9in. in black, 3/5, to 8 in. x 30 in. Mahogany-grained 19/-.



**"24 hours Cut Panel Service"**

At American Hard Rubber Co., Ltd., 13a, Fore St. E.C.

**Coils, Transformers, Etc.—Contd.**

**AERIAL Grid Coils and H.F. Transformers** for Everyman Four, with chart showing over 40 stations (on L.S.), price 15/- each; H.F. transformers for the All-Wave Four, high and low wavelengths, set of two and base, 35/-; all coils of highest quality materials and finish.—H. Goodwin, Woodcock Hill, Elstree. [0051]

**EVERYMAN Four Coils, 28/-** per pair; wound exactly to designer's specification, L.E.W. 27/42 Litzendraht wire, grooved spacers, polished ebonite bases, soldering tags on all positions; c.o.d. or cash with order; good discounts to trade.—New Era Wireless and Electrical Co., Hobmoor Rd., Small Heath, Birmingham. [6079]

**TRANSFORMERS—20 to 1,** the correct ratio for use with all standard types of gramophone pick-ups; increase the high frequencies, improve quality, and greatly increase total amplification; price 30/-, post free.—Baily, Grundy and Barrett, Ltd., 2, St. Mary's Passage, Cambridge. [6216]

**H.F. Everyman Coils, set of 6, 65/-** bases free; approval; trade supplied.—Painter, The Haven, Colman's Av., Prittlewell, Essex. [6295]

**MICHAEL H.F. Transformers, 150-7,000 metres, 2** sets, 6 transformers per set, including neodyne; £1 per set.—Colonel Nicholson, Culluna, Woking. [6268]

**ALL-WAVE Four Coils, high and low wave, Berclif:** 25/-—11, Naples Rd., Cheadle Heath, Stockport. [6333]

**EVERYMAN Four Coils, exact to specification,** with bases; pair, 22/6; c.o.d. I.F. Freeman, 47, Tenbury Rd., King's Heath, Birmingham. [6332]

**COSSOR Melody Maker Coils, 7/6; c.o.d.—H. Freeman,** 47, Tenbury Road, King's Heath, Birmingham. [6303]

**SIMMONDS, BROS.,** Shireland Rd., Smethwick.

**EVERYMAN Four Regular Type coils; 33/-** pair with bases.

**EVERYMAN Four Long Wave Coils; 33/-** pair, with bases.

**EVERYMAN Four Screened Valve Type Coils; 33/-** pair, with bases.

**EVERYMAN Four 2H.F. Type Short Wave Coils,** 41/6 set; long wave, 33/6 set; bases, 1/9 each

**ALL-WAVE Four Coils; 42/6** pair, with bases.

**EVERYMAN Three Coils; 35/-** pair, with bases.

**REGIONAL Short Wave Coils, 34/6** pair; long wave, 48/6 pair; bases, 6/- the two.

**COSSOR Melody Maker Coil; 8/6.**

**ALL** Above exactly to Specification or otherwise approved by "The Wireless World." Screens, boxes, cabinets, all components or complete sets; trade supplied home and abroad; new and revised list now ready, post free, from

**SIMMONDS BROS.,** Shireland Rd., Smethwick. [6319]

**B. and J.—2 H.F. Everyman Coils, wound on** Paxolin, complete set with bases, £3; B.B.C. coils, only 35/-; 5XX coils only, 22/-; 3 bases, 3/-.

**B. and J.—Everyman coils, "screened grid or** ordinary; 30/- per pair.

**B. and J.—Our comprehensive guarantee is on every** box.

**B. and J. WIRELESS Co., 2-3, Athelstane Mews,** N.4 Phone: Mountview 1695. [6043]

**COILS** Wound for any special circuit, exact to specification.—Everyman Four, 30/-; "Wireless World" Five, 38/-; Everyman Three, 27/-; All-wave Four, 35/6; 2 H.F. Everyman receiver, long wave 24/-, short wave 36/-; 3 bases, 3/9 Cossor Melody Maker, 7/-; spacers grooved with screws, set of 8, 1/-; All-wave, long 2/-, short 1/-, tubes 3in. x 3 1/2in., 1/3; Litz wire, 27/42, 1d. per ft.; ebonite panels, 1/3; Litz wire, 27/42, 5/6; terminal strip, 2/3.—Norton Bannerman and Co., Bradfield Works, Ilwacley Av., Sheffield. [6316]

**EVERYMAN Four Coils; cost 31/-** last May, sacrifice 16/9 the 2.—Gleed, Optician, Raynes Park. [6247]

**GRAMOPHONE PICK-UPS.**

**PICK-UP,** latest, used by 2LO for perfect gramophone reproduction; £4/4.—Demonstrations daily by W. J. Turberville-Crewe, M.Inst.R.E., 111, Prince's Park Av., N.W.11. Speedwell 3792. [6178]

**GRAMOPHONE Pick-ups—Transformers, ratio 20** to 1 for use with all standard types of gramophone pick-ups; improve quality and greatly increase total amplification, price 30/-, post free.—Baily, Grundy and Barrett, Ltd., 2, St. Mary's Passage, Cambridge. [6217]

**BROWN Gramophone Pick-up, brand new, cost £4,** take £3; also Western Electric loud-speaking amplifier and horn graduated volume control, with valves, guaranteed, cost £32, take £12.—Colonel Nicholson, Culluna, Woking. [6267]



**Gramophone Pick-Ups.—Contd.**

**D**ACOL Repairs.—Any make of pick-up improved, old or new. See advert. under Repairs. [6264]

**PICK-UPS**, turntables, motors or complete gramophones supplied, any make.—Brown, 65, Sinclair Rd., W.14. [6308]

**LOUD-SPEAKERS.**

**C**oil Drive Speaker Parts; pot magnets wound to any voltage; saturation of pots at minimum consumption. Moving coils; the lightest and most robust, wound to any resistance.

**A**LUMINIUM Castings, by which the whole can be mounted and centred in a few minutes; no spider support required.

**VORTEXION** Pot Magnets are cast from the finest Soft Grey Iron, and are designed to concentrate the flux through the moving coil, giving the highest efficiency of output for input.

**VORTEXION** Parts are made and guaranteed by Kirby (Wimbleton), Ltd., 72, Merton Rd., S.W.19. Tel.: Wimbleton 2814.

**A**S we Make all these Parts Throughout, from the raw material to the finished article, we are able to offer the Scientifically Correct Pot Magnet.

**T**HE Effect is the gain of that last 10% efficiency which is so necessary for perfect reproduction.

**VORTEXION** Pot Magnets, moving coils, and mounting castings.—Kirby (Wimbleton), Ltd., 72, Merton Rd., S.W.19. Tel.: Wimbleton 2814.

**M**IRROVOX Loud-speaker, oval pleated polished aluminium diaphragm, mahogany mounted, looks like a mirror, perfectly wonderful reproduction, equal to any speaker double the price; try one on 7 days' approval; satisfaction or money refunded; £2/10, post free.—A. Brixer, Coldharbour Lane, Hayes, Middlesex. [6339]

**R**EPAIRS.—All loud-speakers repaired and maximum efficiency attained; 4/- post free; every repair is accompanied with a 3 months' guarantee; don't discard if burnt out; trade invited.—Transform, 115, Links Rd., Tooting, London, S.W.17. [0084]

**G**OODMANS Can Give Prompt Delivery of Moving Coil Units; the lowest prices consistent with highest possible grade workmanship; list M03 on request.—Goodmans, 27, Farringdon St., E.C.4. [0089]

**R**EED Movements.—Double acting reed movements specially designed to operate cone and other large diaphragms, extremely sensitive on small input, yet capable of enormous volume with sufficient input; will work up to a 3ft. cone with ease; no rattle or distortion; 27/6 each; fair allowance on Brown earpieces, or Lissenolals and other units in part exchange; send stamp for illustrated lists of these and seamless cones.—Goodmans, 27, Farringdon St., E.C.4. [0066]

**I**F You are in London Call and See Goodmans' Coil Drive and Reed Units before purchasing elsewhere.—Goodmans, 27, Farringdon St., E.C.4. [0090]

**C**oil Drive Units from Stock; the usual high standard of workmanship associated with the name of Goodmans, 27, Farringdon St., E.C.4. [0091]

**U**NITS for Cone Speakers.—Highly efficient, patented, double acting reed movement, the result of years of experimenting; very sensitive to small impulses, but capable of handling enormous power without overloading, special resonance damping device, high class workmanship and keenest value yet offered, complete with fixings for attaching cone; fuller details, list of cones, complete speakers, etc., post free.—Everyman's Radio Service, Brent St., Hendon, N.W.4. Phone: Hendon 2378. [6026]

**T**HE New Goodman Junior Reed Movement; 14/6; the finest unit, at anywhere near the price, for driving cone and other large disc type speakers; this unit should not be confused with converted earpieces or gramophone attachments; second only in efficiency and performance to our double acting reed movement; full description in our illustrated lists, free on request.—Goodmans, 27, Farringdon St., E.C.4. [0092]

**M**OVING Coil, as specified by Mr. Haynes, mounted on diaphragm flexible leads, with surround of rubber, ready to fix to plywood ring; 22/6; delivered from stock; other sizes and winding to specification, also other parts.—Andrews, Hunton House, Hunton Hill, Erdington, Birmingham. Erdington 203. [0095]

**D**ID you See the Moving Coil Loud-speaker, built with Webson parts, manufactured by Star Engineering, at the Olympia Exhibition?

**I**F so, you would appreciate the high class workmanship and finish, which is the standard for all Webson parts manufactured by Star Engineering.

**W**HEN you Order Webson Parts, you obtain goods made by engineers and recommended by the principal wireless journals; see "Wireless World," August 10th and September 28th, 1927.

**F**OR Highest Efficiency, build your moving coil loud-speaker with Webson parts, manufactured only by Star Engineering, Didsbury, Manchester.

**Y**OUR Name and Address, in block letters, will ensure you free lists per return post.—Star Engineering, Didsbury, Manchester. Phone: Didsbury 1785. [6157]

**THE MECCA OF THE RADIO FANIS**

218 Upper Thames St., where we have opened a second showroom to display our increased stock of High-Grade Radio and Electrical Bargains.



**THE DIX-ONEMETER**

The 55 Range Rolls-Royce of Radio. An instrument of exact precision reading, 20 micro-amps, to 20 amps, 2 millivolts to 2,000 volts. Measures Crystal Signals or Resistances from 50 ohms to 50 megohms. INSTRUMENT MULTIPLIERS, each 55/-

**NEW CATALOGUE NOW READY.**

72 Pages of Novel Apparatus, profusely illustrated; numerous new lines. Over 1,000 Wonderful Bargains. Splendid selection of Instruments. Send 4d. stamp for a copy.

**INSULATORS.** R.A.F. Ebonite Aerial, 9 for 6d. Marconi Strop Strain, 4 ft., 2/-. Egg and Shell, 2 for 1d. Buldix Bell, porcelain, 1/6. Ribbed Pedestal, H.T., 2/-. Large Transmit, 4/6.

**FOR THE LAB.** Campbell Inductometer, £17 10s. Paul's Bridge and Galvo, £9 10s. Res. Units, 2/6. Standard Mfd. Units, from 8/-. Wheatstone Bridges, £2 5s. and £5 10s.; New Sullivan Spot Galvo, Scale and Shunt, £15; 3-range Tinsley Coil Ammeter, 60/-; Capacity Bridge, .0001 to 10 mfd., £8; Marconi B-T Direction Finder, £5 10s.; 3-set Valve Test Cabinet, £5 10s., etc. Best over 1,000 ohms to 10 meg. Tester, £15. Get the Mecca of your set by using a Dix-Onemeter and a Wavemeter.

**INSTRUMENTS.** All ranges at low prices. Small flush panel, 20 m/a., to 500 m/a., 6 amps. 120 volts, C.3-15-0-15 amps, 15/-; 2-range voltmeters, 6 and 20 v. pocket and panel, 9/6; Moving coil panel Precision meters, 15/-, 17/6 and 22/6; 3-range milliammeters, 37/6; Micro-ammeters with mirror and pointer scale, 3-range, 5 to 500, £3; Portable and panel, all ranges in volts and amps., 500 volts, 55/-; 1,000 volts, £3; 1,500 volts, £5; 2,000 volts, £6; 2,500 volts, £6 10s.; 5,000 volts, £7 10s. Fine 7-volt Moving Coil Instruments in Case. Quite new 55/-, worth double. Special Valve Characteristic Testers, Pol. Cabinet, 3 Moving Coil Meters on panel 7 1/2 in. x 9 1/2 in., socket for testing valves. Worth £10. Sale £4 10s. each. A.C. Testers, 108/B21, 4 ranges, 120 v., 6 v., 200 m/a. and 4 amps., for 40-100 cycle meters, cheap at 45/-. **4-Range Westons** 2 1/2 in., dial 0-6 a., 0-24 m.a., 0-120 m/a., 0-240 m/v. Cost £4. Sale 40/-. Ferranti Laboratory sets, mov. coil, mirror scale, knife pointer, 5 ranges, Millivolts to 250 volts, 1/10 Milliampers to 25 amperes, and all between. Half price, £5 10s.

**THERMO AMMETERS** by Paul, Weston Turner & Co., in ranges from 100 m/a to 3 amps., 75/- each. Silvertown Galvo, 12/6 and 15/-; Gambrell's Suspension Moving Coil, Price, £3; Electradix ditto, cost £12, Sale 40/-; Universal Shunts with four ranges, 35/-.

**SPARK SETS.** 10in. Marconi Coils, £7; Cox X-ray, £10; 2in. Sterling, 15/-; 1in. Coils, 5/-; Diathermy 1 K.W. 100 v. D.C. to 10,000 v. A.C., £15; 250 watt 500 v. Alternators, 70/-.

**MORSE WIRELESS RECORDERS.** £7 10s. Magnificent British work solid brass case, fine finish. Mahogany case with drawer for tape reel. Cost £30.

**Anode Converters,** 400 volts, £4 10s. **Charging Valve** Bargains, B.T.H., Cossor, etc., A.C. or D.C. 50 milliamps at 200 volts to 1,200 volts, cost 35/-, Sale 8/6, guaranteed.



**ALTERNATORS 70/-** Inductance Wire E. & C.C. Copper, Sale 1/6 lb. Paxolin Tubes 3x2 1/2, 4d. each, quarter usual price. **Charging Valve** Bargains, B.T.H., Cossor, etc., A.C. to D.C. 50 milliamps at 200 volts to 1,200 volts, cost 35/-, Sale 8/6, guaranteed **Switches**, 250 volt Tumblers, 6d. 8-way Lucas for Phone or Speaker circuits, 3/6. **S.K. Amplifier** Micro. Units 2,000 ohms, 13/-. **Buttons**, 1/- Western Electric Loud Speakers, 15/-. **Violins**, 25/-. **Sullivan** Head-phones, 3/-. **Single Phone**, 1/6. **Rubber Ear Pads**, 4d. per pair. **Gramo. Pick-ups**, 21/-. **Gyroscopes**, 15/-. **Mains Smoothing Chokes**, 1/-, 2 mfd. **Condensers**, 2/6. **Remote Relays**, 10/-. **Peer-Pushes**, 6d. **Sterling 1-Valve Amplifiers**, 22/6. **2-v. T.B. Amplifiers**, 32/6. **Inert Fuller**, 1 1/2 cells, 1/-, **New 8-v. Grid Bias Battery**, 1/- H.W. A.C. Meters 250 m/a., 15/-. **Large Steel Horse-shoe Magnets** for Coil Speakers, 3/6. **Bargain Sale of Transmitters and Receivers**, 1 to 6 Valves now on. Send 4d. for our 72-page illus. catalogue. It will save £4.

**ELECTRADIX RADIOS**

218, Upper Thames Street, E.C.4

**Loud-speakers.—Contd.**

**K**ONEDOPE Makes Home Constructed Diaphragm Air-and Damp-proof; tins sufficient for 2 large cones, 1/8 post free.—Everyman's Radio Service, Brent St., N.W. 4. [5851]

**D**ACOL Repairs.—Any make of loud-speaker improved, old or new. See advert. under Repairs. [6265]

**B**AKER'S SELHURST RADIO for Coil Drive Loud-speaker Parts, as described in "Wireless World," April 13, August 10, and September 28; we manufacture everything at our works, from the pot castings to the finished article; we are thus able to sell superior article at a reasonable price; all parts available for inspection; call at our works and judge for yourself the superiority of our parts over all others available.—42, Cherry Orchard Rd., East Croydon Station (20 minutes main line from Victoria Station).

**B**AKER'S SELHURST RADIO for Coil Drive Loud-speaker Parts, described by F. H. Haynes in "Wireless World," September 28.

**B**AKER'S SELHURST RADIO for Coil Drive Loud-speaker Parts.—Quick delivery of magnet units with field windings for use with accumulators or D.C. mains, as required.

**B**AKER'S SELHURST RADIO for 2in. Moving Coils, lightest made.

**F**RAMES and Cradles specially constructed to enable unit to be assembled in a few minutes with out tools, from Baker's Selhurst Radio; quick delivery.

**I**MPORTANT.—All coil drive speaker parts supplied by us are constructed by highly skilled engineers of the best possible materials, as we do not depart from specifications given in "The Wireless World"; you are assured of good results; we manufacture every thing, from the pot castings to the finished article.

**W**E have received testimonials from all over the country and also from Belgium, Holland and Italy, expressing complete satisfaction with the parts and surprise at the wonderful results obtained.

**W**E shall be glad to show you all our coil drive speaker parts at our works at Croydon at any time.—Baker's Selhurst Radio, 89, Selhurst Rd., South Norwood, S.E.25. Works: 42, Cherry Orchard Rd., East Croydon. Phone: Thornton Heath 1488. [6172]

**C**oil Drive Loud-speaker Parts to Suit Your Requirements; lists free. Manufactured under the personal supervision of W. J. Turberville-Crew. M.Inst.R.E.E., 111, Prince's Park Av., N.W.11. Speedwell 3792. [6177]

**W**OOD Horns.—Illustrated list of new models ready; there's one for every speaker base and gramophone attachments.—Maddison, Manufacturer of the Allwoodcon, 2a, Ronalds Rd., N.5. [5845]

**D**IAPHRAGM Dressing, which has stood the test of over 2 years and given universal satisfaction. See you get Dilac. It is not the usual amy acetate 7 celluloid medium; 1/3 and 1/9 per jar, post free; bronze, gold, or silver stocked.—Goodmans, 27, Farringdon St., E.C.4. [0067]

**V**AUGHTON, Wireless Instrument Maker, 88, Vyse St., Birmingham. Tel.: Mivsey, Birmingham.

**V**AUGHTON.—Guaranteed parts for coil drive loud-speaker described in "Wireless World," September 28th.

**V**AUGHTON.—Accurately machined magnet pot casting, 17/6; frame, 17/6; moving coil, 7/6.

**V**AUGHTON.—Brass bobbins, exact to specification, 5/6; plywood rings, 2/2; ebonised ditto, 2/6.

**V**AUGHTON.—Wire (D.C.) for above: 14 S.W.G., 2/-; 16 S.W.G., 2/2; 18 S.W.G., 2/5; 20 S.W.G., 2/10; 22 S.W.G., 3/4; 24 S.W.G., 4/-; 26 S.W.G., 4/10; 28 S.W.G., 5/6; 30 S.W.G., 7/3; 34 S.S.C., 10/2; 38 S.S.C., 17/6 per lb.

**V**AUGHTON.—Winding of field coils, quotations on application to our agents or direct to us.

**V**AUGHTON.—Diaphragm paper or any parts required; quotations on application.

**V**AUGHTON, Wireless Instrument Maker, 88, Vyse St., Birmingham. Tel.: Mivsey, Birmingham.

**S**PARTA Loud-speaker, full size, 2 adjustments, excellent reproduction; cost £6/8, will accept £5/10 for quick sale, no offers.—Box 4199, c/o The Wireless World. [6256]

**A**MPLION for Sale, Dragon A.R.19; £3 or near offer.—Jarratt, 111, Bourne Hill, Palmers Green, N.13. [6254]

**C**OMPLETE Set of Parts, less woodwork, ready to assemble, as certified by Mr. Haynes in September 28th issue; £5/12/6, plus carriage.—Andrews, Hunter House, Erdington, 203. [0093]

**C**ONE Speakers.—Let me take your old horn model in part exchange.—Browne, 65, Sinclair Rd., W.14. [6309]

**B**AKER'S Selhurst Radio Moving Coil Loud-speaker Parts are more efficient than any others; an inspection of all parts at the works.—42, Cherry Orchard Rd., East Croydon, will immediately convince; write for particulars.—Baker's, Selhurst Radio, 89, Selhurst Rd., South Norwood, S.E.25. Works: East Croydon. Tel.: Thornton Heath 1488. [6342]

Mention of "The Wireless World," when writing to advertisers, will ensure prompt attention.

**Loud-speakers.—Contd.**

**DACOL Cone Diaphragms.**—No matter what unit you are using you cannot equal the results produced by the Lincol diaphragm.

**DACOL Cone Diaphragms, finished in Jacobean style** to match any furniture or colour scheme.

**DACOL Cone Diaphragms** require no cutting out, are waterproof and have self adhesive edge.

**DACOL Cone Diaphragms.**—These diaphragms are used in the world's finest 10 guinea speaker.

**DACOL Cone Diaphragms.**—These are the only ones ready for use and require no dressing, preparation, or finishing off.

**DACOL Cone Diaphragms, 17in. in diameter, complete with 2 cone centres, finished to match diaphragm, adjustable centre screw and screwed rod to fit Brown A. Lissenols, Brown unit, etc.; 4/6, post 6d.**

**DACOL Specialities.**—See advertisement under heading of Repairs.

**DACOL Cone Diaphragms** may be heard at Davies, Coleman and Co., Ltd. (first floor), 68, Farringdon St., E.C.4. [6266]

**AMPLION Cone Speaker, Model A.C.7, absolutely new and in original packing, excellent reproduction; cost 26/10, accept 90/—Bowden, 21, May Rd., Twickenham. [6307]**

**BAKER'S Selhurst Radio** for the best Coil Driven Loud-speaker parts at present available; all parts can be inspected at the works at any time.—42, (Cherry Orchard Rd., East Croydon. Tel.: Thornton Heath 1488. [6341]

**MOVING Coil Loud-speaker, September 28th issue.**—Precision engineer and toolmaker, having had a vast experience in the production of electrical and wireless instruments, is now manufacturing, on a scientific production basis, all component parts for the moving coil loud-speaker described "Wireless World," September 28th; all castings are of the best possible grade, and can be supplied in the rough, or machined ready for assembly; coils and minor details may be altered to clients' own instructions, and all enquiries will receive personal attention.—Alfred Pearson, Engineer and Toolmaker, Newland Av., Hull. [6305]

**VALVES.**

5/—British valves: 2-volt .06 H.F. and L.F., 2-volt 1 H.F. and L.F., 2-volt .25 P.V., 4-volt .06 H.F. and L.F., 4-volt 1 H.F. and L.F., 4-volt 12 P.V., 6-volt 1 H.F. and L.F., 6-volt 25 P.V.; all one price, 5/ each, and all guaranteed; trade supplied; write your name and address clearly.—H. Howarth, British Valve Depot, 288, Deansgate, Manchester. [5987]

**SCREENED Grid Valves.**

**THE A.P. 412 S.G.** for non-neutralised H.F. amplification super R.C. amplification, and anode bend rectification; this is the only S.G. valve with a triple purpose; amplification factor 110, standard 4-pin base; write to-day for full data of all the A.P. 4 electrode valves.—Aneley Products, 36, Hindmans Rd., E. Dulwich, London, S.E.22. [5539]

**A.P. 4-electrode Valves** are winning through on merit alone.

**BECAUSE** they offer you a new field and a new interest.

**BECAUSE** they really have great advantages with no attendant disadvantages.

**BECAUSE** practically the whole of the money paid for an A.P. valve goes into your valve, not lavish publicity.

**BECAUSE** the published curves and data tell the whole truth and nothing but the truth.

**BECAUSE** they are also the valves for you if you don't wish to alter your set in any way, but merely have a watchful eye upon the biggest item in your running costs—H.T. batteries.

**BECAUSE** it isn't necessary to install a complete new set of valves right away; any A.P. 4-electrode can be used in conjunction with existing 3-electrodes.

**SEND** a postcard to-day for X-ray photographs and characteristics of the A.P. family.

**ANELEY PRODUCTS, 36, Hindmans Rd., East Dulwich, London, S.E.22. Phone: New Cross 4074.**

**COSMOS Red Spot 2v., hardly used, 5/—D.E.11, 2/6. —Advertiser, 33, Falkland Av., N.11. [6298]**


**CHARGERS AND ELIMINATORS.**

**ACCUMULATOR Chargers (A.C.), 45/- complete, post free; also components for same and for A.C. battery eliminators; fully guaranteed.—Stafford O'Brien and Partners, Ltd., 66, Victoria St., S.W.1. [0052]**

**MAKE Your Own High Tension Eliminators and Battery Chargers** using Croix super-power transformers and filter chokes, guaranteed for one year; wiring diagrams free; set of parts from 16/6; write to-day, stating A.C. or D.C. mains.—The Wholesale Wireless Co., 103, Farringdon Rd., London, E.C.4. [0088]



**24 MODELS**  
ranging from the  
**D.C. TYPE "M"**



at £1 - 7 - 6

for one or two valve sets to the  
**A.C. POWER UNIT**  
FOR H.T. & L.T.



at £16 - 12 - 6

for multi-valve sets.

**BEHIND EACH REGENTONE INSTRUMENT THERE LIES 4 YEARS' SPECIALISED EXPERIENCE.**

Our sixteen page catalogue, free on request, gives particulars of the model suitable for your set. You may try it out at home for seven days before definitely deciding to purchase. Components, and mains receivers are also described.

ASK YOUR DEALER, OR COME AND SEE US.

**REGENT RADIO SUPPLY CO.**

SHOW AND DEMONSTRATION ROOMS:  
21, BARTLETT'S BLDGS., HOLBORN CIRCUS, E.C.4.  
Central 9661.

**Chargers & Eliminators.—Contd.**

**PHILIPSON'S Safety High Tension Eliminator for D.C. Mains, 200 to 250 volts, no hum or ripple, gives 7 voltages from 60 to 135 volts, maximum output 38 M.A.; fitted in well-finished oak cabinet, price £2/19/6, carriage paid.**

**PHILIPSON'S Safety High Tension Battery Eliminator for A.C. Mains, 200-250 volts, given voltages from 20 to 120 volts at 20 M.A. discharge, and grid bias 5 voltages from 2 to 12 volts, maximum current output 50 M.A.; fitted in well-finished oak cabinet, 45/19/6, royalty 12/6; 12 months guarantee given.**

**PHILIPSON and Co., Ltd., Radio Engineers, Holland St. Works, Astley Bridge, Bolton. Phone: 2038 Bolton. Telegrams: "Safety," Bolton. [0081]**

**ARPO De Luxe D.C. High Tension Eliminators, 6 tappings, for 1 to 6-valve receivers, mahogany cases; 60/-; guaranteed 6 months.**

**ARPO Birecular Smoothing Chokes, laminated core, most efficient; 15/-.**

**ARPO Resistances tapped 10 points, 10,000 ohms, for 230 volts mains; 6/-—Arnold Pochin and Bros., Trafford Park, Manchester. [6085]**

**A NEW D.C. Eliminator** by a firm specialising in the very best of workmanship, components and construction, regardless of the competition of cheap jacks and their cheap(?) results; our customers will read all "An Introduction" to the effect in our earlier catalogues; our new model gives a range of 1 to 10 tappings, 10 to 150 volts, output 50 m.a.; can be used on any receiver where direct current is available; absolutely foolproof and guaranteed 6 months; quality, excellent results, and a guarantee; you may have these at a reasonable cost; price 39/6 complete; postage and packing free.—The Harton Radio Engineering Co., Ossett, Yorks. [6223]

**TIP-TOP Valve, rock bottom prices; power transformers, full wave rectification, 150v. 50m.a., and 5 volt 17/6; chokes, 5/6; power valves, 7/6; kit of components, including 2 power valves, 62/6; carriage paid; lists free.—Simpson, Jesmond Place, Leeds. [6296]**

**THE New Grand H.T. Unit, direct current, prices reduced 20%, quality unchanged, guaranteed 12 months, cash refunded if dissatisfied after 7 days' trial; 3 models, 60v. 19/6, 60v. and 100v. 23/6, 60v., 90v. and 120v. 27/6; c.o.d., post free.—Patentees, S. E. Grand, 88, Fenchurch St., E.C. [6170]**

**4 H.T. Unit (Henderson) for D.C. mains; price 35/- —Emms, 186, Old Rd. West, Gravesend. [6351]**

**TRANSMITTERS.**

**TRANSMITTER (Tingey), complete, 2 Marconi 25-watt valves, 150-600 metres, aerial ammeter, microphone, exchange good short wave generator complete (10-100 metres), or others; motor generator, suit above, 600 volts, 45/- or others; Brown microphone amplifier, 2,000-120, with H2 120 ohms L.S., new condition, £3; 4 interm. frequency transformers, 10,000 metres, new, matched, £1.—Davies, 2BLL, 22, Graingers Lane, Cradley Heath. [6330]**

**WIRE.**

**LITZ Wire (Lewcos), 27-42c, 1d. per foot, 150ft., 11/6; 9-38s, 4/- per 50 yards, post free.—Stoner's Radio Service, 42, Wellesley Rd., Wanstead, E.11. [6262]**

**COMPONENTS, ETC., FOR SALE.**

**BELLING-LEE Panel Fittings** are designed to give an expert finish to any home-constructed set; catalogue post free.—Belling and Lee, Ltd., Queensway Works, Ponders End, Middlesex. [0018]

**DECKOREM Components** are the finest you can include in any set you build. Write for free catalogue.—A. F. Bulgin & Co., 9,11, Cursitor St., London, E.C.4. [5881]

**CHAKOPHONE Tuning Unit** with Reaction, 300-2,000 metres, complete with instructions, 8/-; Everyman Four coils (Chakophone), boxed with "Wireless World" booklet, 31/-.

**TUNEWELL Coils, 25, 35, 50, 75 1/6 each, 100 1/8, 150 2/3, 175 2/6, 200 2/6, 250 3/3, air spaced, robust efficient, special lines; Wandlerplugs, 1/3 doz.; terminals with nut washer and indicating label, 2 B.A. pillar, 4 B.A. W.O., 2 and 4 B.A. phone, 2/- doz; 2/6 (state markings); coil holders, 2-way B.b.d. 2/6, geared 2/9 switches, push pull, 11d.; S.P.D.T. on ebonite or porcelain, 9d.; D.P.D.T. on porcelain, 1/6; red and black flex, 1/6 doz. yards; R.C. cable, 2 mm. 1/-, 4 mm. 1/9, 5 mm. 2/3 doz. yards; insulated staples, 1/9 100.**

**POSTAGE** up to 5/- 6d., over 5/- free; send us your enquiries.—Radio Supplies Co., 37, Bedford St., Leamington Spa, Official Traders and Repairers to Radio Society of G.B. and Wireless League. [5685]

**RED Movements.**—Double acting reed movements specially designed to operate cone and other large diaphragms, extremely sensitive on small input, yet capable of enormous volume with sufficient input, will work up to a 3.t. cone with case, no rattle or distortion; 27/6 each; fair allowance on Brown A earpieces, or Lissenols and other units in part exchange; send stamp for illustrated lists of these and seamless cones.—Goodmans, 27, Farringdon St., E.C.4. [0049]

**AUDIO FREQUENCY TRANSFORMER**

**17/6**

each.



Our transformers are renowned for their excellent faithfulness of reproduction, giving high amplification with a flat curve. The inclusion of these fine transformers is one of the secrets of the wonderful reproductive qualities of Lamplugh Receivers. "Brings to you every note of the symphony: deep, rich and clear." Send for latest catalogue, describing many high-class Wireless parts, including the now famous Lamplugh Panel Plate Tuner Unit, itself more than half a set.

**LAMPLUGH BRITAIN'S BEST RADIO**

"LAMP-LOO"

S. A. LAMPLUGH LTD., King's Rd., Tyseley, BIRMINGHAM.

Representatives for London and Southern Counties:—O. C. Shore & Co., 28, Newman Street, Oxford Street, W.1.

**"SOUND" VALUE**



SUTROWN Wireless Specialities are known the world over for marvellous value, and the "SONATA" Cone Loud Speaker is representative of Sutrown's tested range.

**32/6**

Carriage Paid  
Cash refunded if dissatisfied after three days' trial.

**THE "SONATA" CONE LOUD SPEAKER**  
Sweet and Melodious

SPECIALLY RECOMMENDED FOR 2 & 3 VALVE SETS

**THE SUTROWN Co.**  
115 Charterhouse Chambers  
LONDON - - E.C.1

Mention of "The Wireless World," when writing to advertisers, will ensure prompt attention.

**Components, Etc., for Sale.—Contd.**

**A.J.S. Headphones**, light, strong, adjustable Headsets, perfectly clear and comfortable, full makers' guarantee, list price 15/-; on 7 days' approval; satisfaction or money refunded; 10/6, post free.—A. Brixey, Coldharbour Lane, Hayes, Middlesex. [5578]

**AERMONIC Valve Holders** are the finest value in British made components; model II antimicrophonic, 1/6 each.

**GRID Leak Holders** for Vertical or Horizontal Mounting, Bakelite mouldings with adjustable springs, fitted terminals, Aermonic No. 1; 1/-.

**ANGLE Bending Pliers**, Aermonic; one nip of the jaws bends wire to a right angle, indispensable for workmanlike wiring; price 2/- each.

**GRID Leak Clip** for Mounting Direct on the Wires, Aermonic No. 2; 4d.; if your dealer does not stock, write for free list to the manufacturers.—James Christie and Sons, Ltd., West St., Sheffield. [0078]

**TANTALUM**—Tantalum metal sheet for A.C. rectifiers, tungsten, molybdenum, selenium, woods, metal, crystals.—Blackwell's Metallurgical Works, Liverpool. [5745]

**DECKOREM Components** are the finest you can include in any set you build. Write for free catalogue.—A. F. Bulgin & Co., 9-11, Cursitor St., London, E.C.4. [5882]

**REPAIRS**—All transformers repaired and maximum efficiency attained; 4/-, post free; every repair is accompanied with a 3 months' guarantee; don't discard if burnt out; trade invited.—Transform, 115, Links Rd., Tooting, London, S.W.17. [0083]

**REPAIRS**—All headphones repaired and maximum efficiency attained; 4/-, post free; every repair is accompanied with a 3 months' guarantee; don't discard if burnt out; trade invited.—Transform, 115, Links Rd., Tooting, London, S.W.17. [0085]

**RESISTANCE Capacity Coupling Units**—First stage, Anode R, .5 meg., second stage, anode R, 2 megs., both stages; grid leak, 5 megs.; condenser, .001 mid.; five anti-microphonic valve-holder, mounted on erinoid base; 7/6 cash, 8/6 c.o.d.—C. H. P. Nutter, F.R.A., Radio Corner, 243, Selhurst Rd., South Norwood, S.E.25. [6134]

**CONSTRUCTORS**—Fit the Delophone aerial tuner and dispense with plug-in coils, special model made for baseboard mountings, 250,400 metres; price 2-/6; send for descriptive leaflet.—E. and F. Deal, 283, Shirley Rd., Southampton. [5844]

**BRANDES 111A 3-valve receivers**, £6/15, royalties extra; Brandes condenser, .0005 15/6, .0003 15/-; Brandes headphones, 13/6; all speakers (Brandes) in stock; Marconi all-power unit, D.C. £6/10, A.C. £9; H.T. supply units, D.C. 1-2 valves, 35/-; for multi-valve sets, £4/2/6; when ordering kindly state voltage of mains.—Radio Service Depot, 678, Washwood Heath, Rd., Birmingham. [5447]

**TELETRON**—The one wire long distance remote control, the simplest remote control to install, one wire only required; private houses, Teletron will enable you to control the receiver from any room; estates, Teltron can link up all outlying cottages to one central receiver, a single wire covers any distance; Teletron is invaluable for institutions and hospitals; Teletron can be used with any type of receiver; price 35/6, post free.—Baily, Grundy and Barrett, Ltd., 2, St. Mary's Passage, Cambridge. [6028]

**NO Solder**—The Grip Connectors; no solder, nuts, washers or tags required; lasting contact; from 8d. per dozen.—The Teletron Co., 14, Lacy Rd., London, S.W.15. [6234]

**SHORT-WAVE Wavemeters**, 18-70 metres, every instrument individually calibrated by hand; enables any required station to be found immediately; in upright mahogany cabinet, complete with full instructions, 35/-, cash or c.o.d.—Deepees, 22, Ganton St., Regent St., W.1. [6235]


**AMATEURS!**—Some more block condensers for H.T. eliminators: 4 mid., 4/10; 3x0.5 mid. together, 4/-; Dix-onometer, 40/-; Ferranti 30-ma. 7.5, 100-voltmeter, original 47/6, bargain 40/-; A.F.3, 20/-; A.F.5, 27/-; oak cabinet octagonal cone loud speaker, 20/-; silver plated stranded phosphor-bronze aerial wire, lower electronic resistance, means better reception, 100ft., 6/-; etc., etc.; all perfect.—Liang, 7, Campden House Rd., W.8. [6207]

**COMPONENTS**, etc., new and second-hand, to clear at exceptional prices; send postcard for list. mention clearance.—Ellis Nicholls and Co., 132, Calcedon Rd., East Ham, London. [6272]

**MORSE Recorder**, with relay, etc., also quantity modern spares, cheap.—Warnisley, 40, Ainsworth St., Blackburn. [6271]

**DECKOREM Components** are the finest you can include in any set you build. Write for free catalogue.—A. F. Bulgin & Co., 9-11, Cursitor St., London, E.C.4. [5883]

**FOR Sale**—Accumulators, 1 Exide 2-volt 240a., 1 Exide 6-volt 60a.; transformers, 1 Marconi Ideal 4:1, 1 Royal 5:1; coils, Nos. 35, 50 (Lisson X), 60, 100, 250, 3-way Lotus coil holder, 2-way Popular Universal coil holder, all as new; £5/10 secures lot or offers for each separately.—Penton, 7, Weymouth Court, Weymouth St., W.1. [6261]



**BCM/WAVEMASTER**

**LOW LOSS LOGARITHMIC CONDENSER**

Complete with 4in. dial, 0-180.

.0003	.. .. .	9/-
.0005	.. .. .	9/6

- (a) One or three-hole fixing.
- (b) Heavy aluminium end-plates and vanes.
- (c) Pigtail connection, ensuring permanent contact and no loss.
- (d) Ball-race.

If your dealer cannot supply you, write to:

**WEBB CONDENSER CO.,**  
42, Hatton Garden, E.C.1.

**"Satisfied Customers!"**

The following is an extract from a letter of a regular advertiser in "The Wireless World."

"... I would like you to know that I have had a very large number of replies to my advertisements and the number of my satisfied customers is growing daily... Replies and orders have been steadily coming in from all over Great Britain and Ireland, islands off North Britain, and one from U.S.A."

G. SCOTT SESSIONS & Co.,  
Hill Top,  
Muswell Hill,  
London, N.10.

w.w.65a



# TUNING COILS and METHODS of TUNING.

By W. JAMES

A VERY useful manual giving the maximum of information on the subject. Following a simple explanation of the principles of wireless, the author discusses the many methods of tuning circuits, with explanations of spade, condenser and variometer tuning. Other chapters treat in detail of the choice, construction and design of coils, and give particulars as to size of coil required, the best shape, size of wire, type of insulation, and special uses of the various coils.

Price 2/6 net.

By Post 2/10.

From leading booksellers or direct from the Publishers:

ILIFFE & SONS LIMITED,  
Dorset House, Tudor Street,  
LONDON,  
E.C.4.


W.W. 32

## Components, Etc., for Sale.—Contd.

- A** MATEUR'S Surplus Components; stamp for list.—Thomas, 10, Mostyn Mount, Ovenden, Halifax. [6238]
- S**ET (18) Burndept Coils, cost 132/6, 50/-; Alpha loud-speaker, 10/6; Amplion AR43, oak, 25/-; Exide 2v. 6Ca. accumulator 7/6; carriage extra.—Box 4200. c/o *The Wireless World*. [6257]
- S**CREEN Boxes made of Planished Copper to specification for the Two H.F. Everyman receiver; price 15/- each, post free, cash with order.—Rigby and Woolfenden, Sheet Metal Workers, Rochdale. [6252]
- E**VERYMAN Coils, exact to specification, 3-4.5, 15/- each; All wave (May 11th), with base, 42/- pair; regional low wave, 32/-; long wave, 46/- pair; bases, 5/- pair; quality three, 16/-.—Jennings, below.
- 2** H.F. Everyman Coils, 12/- each, bases 1/6 each, set of 6 coils and 2 bases, 72/-.—Jennens.
- S**CREENS and Boxes for all Everyman Receivers.—Jennens.
- L**ITZ Wire, 27/42 (Lewcos), 70 turns 4/8.—Jennens.
- S**PACERS grooved with screws, 8 aerial or anode, 1/-; All-wave, 6 short 1/-, 12 long 2/6.—Jennens.
- T**UBES, genuine Mikapac, 3in. x 3 1/2 in., one 1/6, two 2/6, three 3/6; Cossor Melody-maker, 7in. x 4in., 2/6.—Jennens.
- C**OSSOR Melody-maker Coils; 7/-.—Jennens. Radio, Jennens Row, Birmingham. [0075]
- 2** MARCONI D.E.5bs, 9/- each; 1 Marconi D.E.5, 9/-; 1 Watnell L.F. choke, 10/-; 1 Ormond .0005 S.L.F. friction geared condenser, 12/6; pair Finston Everyman Four coils, 20/-; 1 Ferranti A.F.4 transformer, 10/-; 2 Dimic coils and bases, No. 1, 12/- pair; 1 McMichael H.F. transformers, high and low, 5/- each; 1 McMichael reactor unit, 9/-; 1 slow motion dial, 3/-.—W. Smaller, Beauvale Farm, Newthorpe, Notts. [6242]
- D**ECKOREM Remote Control, an efficient and thoroughly reliable instrument, requires no alteration to receiver or wiring; can be worked with 1 to 7 valves, any twin wire can be used, takes only 1 1/2 to 2 milliamperes; price £30/-.—Four catalogues free from A. F. Bulgin and Co., 9, 10, 11, Cursitor St., Chancery Lane, E.C.4. [6297]
- T**RANSFORMER, R.I. Varley straight line, 14/-; 2 R.C.C. unit, Varley, 12/- each; G.E.C. gramophone pick-up, 30/-.—149, Albert Rd., Leyton, E.10. [6291]
- P**POTENTIOMETERS (Ajax), 400 ohms, 2/-; Burndept detectors, complete, 2/-; Alto 2-way coil holders, N.P. A.C. handles, 2/-; post free.—White, 50, Battersea Rise, S.W.11. [6283]
- D**ECKOREM Components are the finest you can include in any set you build. Write for free catalogue.—A. F. Bulgin & Co., 9-11, Cursitor St., London, E.C.4. [5884]
- B**URNDEPT Super-varnier Friction Drive Dials, 2/9, 2 for 5/-; Igranic square law low loss friction drive, .0005 condensers, 7/6; Federal rheostats, 2/2; guaranteed glass enclosed grid leaks, 1/-; bargain list free; keen quotations for sets of components.—Selby and Co., 6, Hauberk Rd., Lavender Sweep, S.W.11. [6284]
- O**WNER Giving Up.—L.F. transformers, H.T. accumulators, valves, Mullard speaker, new; stamp for list.—Apply John Murphy, 15, West Stewart St., Greenock. [6282]
- A**LL New and Unused Paigains.—3-gang Formo condensers, 22/6; screens and bases, 7/-; jacks, open 1/-, closed 1/6; Royal transformers, 12/6; fixed resistors, 12,000, 25,000, .05 ohms, 1 and 3 megohms, all 1/- each; safety wander plugs, 1/-; loud-speaker cabinet for Lissenala, 8/6; B.T.H. L.S. unit, 8/6; radio pliers, 1/3.—Radio Electrical Accessories Co., 25a, Paradise St., Birmingham. [6281]
- A**MATEUR'S Surplus.—Solodyne cabinet, 25/-; Ormond triple, 15/-; 2 Peto Scott 1,000-2,000 sec., 2 Lewcos 250-500 sec., 1 Lewcos 250-550 aerial, 1 Lewcos 1,000-2,000 Reinartz, 2 Finston 250-500 sec., 2 Finston 250-550 prim., 1 Finston 250-550 Reinartz, 1 Finston 250-550 aerial, each 3/6; 6 Lewcos screens, 4/6 each.—Box 4210, c/o *The Wireless World*. [6280]
- E**VERYMAN Three Coils, 1 pair, 17/6 pair; two 60-volt Elite accumulators, purchased October, fully charged, 18/6 each; one P.M.I. H.F., 5/6; Gambrell neutrovarnier and dial, 4/6; two Benjamin rheostats, 30 ohm, 1/9 each; two I.M.F. condensers, 2/- each.—Box 4209, c/o *The Wireless World*. [6279]
- S**UPERHET Parts.—McMichael tuned filter, 3 tuned intermediate transformers, 3 autodyne units and reactor, and Climax folding split frame aerial, in original boxes; £5 or nearest offer.
- 10** M.H. Barrel Transformers, 150-300, 300-600, 550-1,200, 1,100-3,000, 2,500-7,000, in pairs; 5/- each, lot 45/-, or nearest offer.—B.M./BAYZ, London, W.C.1. [6278]
- O**NE Table Stand and Set of 12 Igranic Gimbal Coils, Nos. 25 to 600; cost over £3/10, accept £1; perfect condition.—Forwood, Limpsfield, Surrey. [6276]

YOU RISK NOTHING WHEN YOU BUY

**Utility**  
GUARANTEED  
COMPONENTS



We can safely guarantee them because we know that better products are impossible. They are preferred by Wireless enthusiasts everywhere

The "Utility"  
**NO-CAPACITY**  
CHANGE OVER SWITCHES

have been specially designed so that electrostatic capacity, one of the greatest sources of loss of signal strength, has been reduced to the absolute minimum. These switches are made in two patterns—Knob pattern and Lever pattern—six sizes to each pattern, of which the model illustrated is extremely popular.

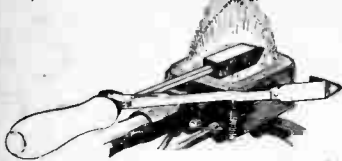
Though capable of changing six contacts it is very compact, has self-cleaning contacts, and is guaranteed to give complete satisfaction. Model illustrated, price 8/- Other sizes in Lever pattern from 3/6. Knob pattern from 3/- each.

Write for Lists of these and other "Utility" Components, including Variable Condensers; Neutrodyne Condensers; Push-Pull Switch; Micro Dials, etc. etc.

**WILKINS & WRIGHT LTD.,**  
KENYON STREET,  
BIRMINGHAM.



# You can't burn off the tinning!



Impossible you say! Well, take your "Peerpoint" Soldering Iron and place it in the gas flame or fire and then leave it as long as you like. When you take it out red hot the tinning will be intact—Why? The tinned portion of this wonderful iron is not inserted in the flame at all. The Junit "Peerpoint" Soldering Iron is fitted with a sheath which is well tinned and which is removed when the bit is placed in the flame and then replaced for the actual soldering operation, the heat travelling from the copper bit to the tinned sheath instantaneously. Thus you have the fool-proof soldering iron which is always clean and well tinned, and which makes all types of soldering the easiest thing in the world.

**Price 3/6**  
(Patented)

Junit Self-soldering Wire is specified in every circuit in the famous P.M. publication "Radio for the Million." Is your set wired with it? If not, you have wasted unnecessary energy, time and temper in the wiring of your set.

Sold in attractive packets each containing five 2 foot straight lengths.


1/- per packet.

Ask your dealer for these Junit Products, and if he is unable enough not to stock them, write direct to us.

**THE JUNIT MANUFACTURING CO., LTD.**  
21-27, HIGH HOLBORN - LONDON, W.C.1

# "Radielle"

**H.T. BATTERY ELIMINATORS**  
for A.C. and D.C. Mains.



MODEL K.4

Model K.4. for A.C. Mains, full wave rectification, ideal for sets using four ordinary or three ordinary and one power valve. **£4.15-0**

Plus 12/6 Royalty.  
Current consumption—140 hours per Unit. Output at 120 volts, 15 m.a.; 2 tappings, one fixed at 120 volts, and one variable from 31 to 90 volts.  
Other Models from £3-15-0.

Instruments for A.C. Mains complete with Valves. British Manufacture. Guaranteed for One Year.

If your dealer cannot supply, write direct to us and we will send on seven days' approval. Cash with order (carriage and packing 2/6). State voltage of your mains, and whether A.C. or D.C.

SEND P.C. FOR ILLUSTRATED DESCRIPTIVE PRICE LIST No. 11.

**HAWKINS & SOFFE,**

Electrical Instrument Makers,  
56, Crossland Road Chalk Farm, N.W.1.  
Telephone: Hampstead 1934.

## Components, Etc., for Sale.—Contd.

**RICE-KELLOGG** Parts, complete with transformer, £2/13; L.S.S. 10/-; D.E.Q.; D.E.V., 3/- each; Weston milliamp, 0.100, new, £1; Franco tuner, 2/6; Dubilier condensers, 0.1, 9d.; resistances, 100,000 2/6; 1 to .5 10d. each; Ediswan variable, .001.—R., 25, Crescent Rd., S.E.18. [6274]

£18 worth of Good Components for Sale; the lot £4/10, or would sell in small lots, cheap.—Box 4219, c/o *The Wireless World*. [6324]

**DECKOREM** Components are the finest you can include in any set you build. Write for free catalogue.—A. F. Bulgin & Co., 9-11, Cursitor St., London, E.C.4. [5885]

**PATENT** Tubular Fixed Condensers, most accurate type obtainable, will withstand 1,000 volts, prices, all .0005 sizes, 1/3; .005, up to .006, 1/6; grid leaks, .5 to 5 meg., 1/3 each; patent combined condenser and grid leak, the smallest and most efficient made, 1/9 each.—Below.

**PATENT** Skeleton Resistance Capacity Unit, simplest and most efficient type of resistance of R.C. unit; 3/6. Note: All above are guaranteed, can be wired direct into circuit without separate mounting, with utmost efficiency.—Below.

**AERIAL** Tuning Unit, with reaction, 4 tappings to aerial coil, low loss wound, D.S.C. wire on ribbed ebonite former, a complete set of coils in one component, range 280-3,000 metres, a first class instrument at a low price; 12/6.—All above from Dealers, or *The Maluzoto Co.*, 9, Howland St., London, W.1. [6332]

**CHEAP**—Marconi Ideal transformers, A.J.S. speaker, Ormond .0005 condensers; other surplus components; list.—Craven, 14, Brook Av., Wembley. [6336]

**WAVEMETERS**, hand calibrated, 16 to 65 metres, solid oak or mahogany polished cabinets; 30/-, post free, or c.o.d.—Tuttingstone, Kewferry Rd., Northwood, Middlesex. [6329]

**AMATEUR'S** Surplus, as new.—Dimics, 1A, bases (4), 7/6 each; Eureka .0005 orthocyclic condensers, Indigraph vernier dials, 9/6; Marconi Ideal, 2.7; 1, 14/6; Eureka Concert Grand, 12/6; McMichael superionic outfit, blue print, £2/10; Burndept ditto (5 matched intermediates), £2/5; valves (little used), Burndept H.L.512 (4), H.512 (3), D.E.5 (2), B.4, 8/-; Ekco D.C. eliminator, 200v., high output, 35 m.a., tappings 50 and 120v., £2; deposit system if desired; full list on request.—Box 4216, c/o *The Wireless World*. [6321]

**ONE** each, Daventry and Broadcast Wearite H.F.T. for All-Wave Four, with base, 20/-; 1 Lewcos S.S. H.F.T., Daventry 8/-; 2 Sterling .0005 vernier, 8/- each; 1 ditto, .0025, 6/-; 1 Ormond .0005, 5/6; 2 P.M.5B, 5/- each; 1 Lotus 2-coil holder, 6/6; 4 Lewcos coils, 40, 75, 150, 250, 10/- lot; 2 potentiometers, 2/- each; other All-Wave components 12 parts, all perfect.—Smith, 19, Park Hill, rd., Harborne, Birmingham. [6315]

**CABINETS**, polished oak, including baseboards, glass sides and top, glass or oak panels and backs, suitable for solodyne or similar, also parts; 3 P.M. Scott neutrodyne transformers, unused, £1, cost £2/5; 4 30-volt D.P. H.T., £3, cost £4/10, charged once; 1 h.p. 2-stroke engine, with C.A.V. clutch, etc., unused, £2/10; 12-volt Rotax dynamo, £2; quantity Austin 4-cylinder lighting set parts.—Johnsen, Wideway, London Colney, Herts. [6312]

**PAIR** Special Five H.F. Transformers, 10/-; set Solodyne coils and screens, 17/6; 10 plug-in coils, 12/6; 2-coil holder, 1/6; 2 crystal detectors, 4/-; polar neutrodyne condenser, 3/-; Igranite tone control, 3/6.—Potts, Warren Rd., Blundellsands. [6306]

**DECKOREM** Components are the finest you can include in any set you build. Write for free catalogue.—A. F. Bulgin & Co., 9-11, Cursitor St., London, E.C.4. [5886]

**CHOKER** Coupling, accidental assembly produces wonderful instrument; complete 4-connection unit ensures absolutely correct inductance, capacity; compelling inferior sets give superior results; 10/-.—Choke Coupling Distributors, 27, Kirby St., E.C. [6304]

**AMATEUR'S** Surplus.—3 R.I. transformers, 5/- each; Varley H.F. choke, 3/6; Ormonde Sq. 1. condensers, .0005, .0003, each; others equally cheap.—Schoolhouse, Merrywood, Bristol. [6301]

**TWO** H.F. Everyman Four Coils.—See Stone Mfg. Co. Advertisement on page 32. [0068]

## MISCELLANEOUS.

**EASY** Payments.—We supply, by easy payments, components, accessories and sets, any make; 10% down, balance spread over 10 months.—Send list of requirements to London Radio Supply Co., 11, Oat Lane, London, E.C.2. [5591]

**THE** Wireless Doctor Will Call (London and Home Counties) if your set is troublesome; no cure, no charge; Wireless Association registered repairer; sets installed, maintained and brought up to date; experiments and testing undertaken; Solodyne demonstrated.—Alexander Black, 2a, Woodville Grove, N.16. Clissold 3687 and Victoria 6215. [384]

**WIRELESS** Doctor Touring Midlands and South Coast.—Ernest J. Baty, B.Sc., Luton. [5464]

## One Year's Guarantee.



## "C.S.I." L.F. TRANSFORMER.

Every C.S.I. Transformer is actually tested on aerial before despatch and is guaranteed for one year from date of purchase. We confidently claim it to be equal to the best on the market. Test it for yourself, and if not satisfied your money instantly refunded.

Ratios 5-1, 3.5-1, 2.5-1.

Entirely British.

12/6

**THE CURZON SCIENTIFIC INSTRUMENT CO.,**  
1, WINCHESTER HOUSE, BLACKHEATH, S.E.3



# SAVE MONEY

By charging your ACCUMULATOR yourself at Home

H.T. Accumulator charging need not be troublesome or expensive, if you use this new Faradex model. (For alternating current only.) It embodies a new form of electrolyte and electrodes which do no "pit." Positively no trouble with fumes, overheating, waste of electrolyte or corrosion of electrodes. Simple, safe and economical. 30/- complete, packing and carriage 1/6d extra. Install one of these in your home to-day.



Patents Pending.

# Faradex RECTIFIERS

Full particulars of the charger F.G.1. and other Faradex specialities from—  
**Rooke Bros. Ltd., 55, Cardington St., London, N.W.1.**

Mention of "The Wireless World," when writing to advertisers, will ensure prompt attention.



Miscellaneous.—Contd.

**MR. CLAUDE LYONS, M.I.R.E.**, will advise all constructors of superonic heterodyne receivers, without charge.—If you have trouble with your present superhet, or contemplate building this most efficient form of receiver, write him, c/o Messrs. Claude Lyons, Ltd. (G.E. Quality Parts), 76, Oldhall St., Liverpool. [0065]

**SCOTT SESSIONS**, the radio doctor (London and environs).—Any set or component supplied, installed, repaired, modernised; "Wireless World" set specialist; officially approved as radio repairer and trader by the Radio Society of Great Britain and the Wireless League; no work too big or too difficult!—Hill Top, Muswell Hill, N.10. 'Phone: Mountview 4928. [5671]

**THE Little Imp**.—Combination gas blow pipe, indispensable to wireless workers, jewellers, opticians, amateurs, etc., simplifies small soldering, fine intense flame, does away with soldering iron and blow pipe, marvellous invention; 2/6 post free; approval willingly.—Hammond, Market Hall, Burnley. [5127]

**SCOTLAND'S First Radio Doctor** (Glasgow and District) will call if your set is troublesome; no cure, no charge; sets installed, maintained and modernised; Everyman Four specialist; fees moderate; a postcard brings me.—"Radio," 74½, New City Rd., Glasgow. [5126]

**GLASGOW'S Original Wireless Doctor Repairs Receivers and Components**; no cure, no charge; advice given.—Below.

**GLASGOW'S Unique Battery Service**, under expert supervision; batteries collected anywhere on receipt of p.c.; cheap winter prices; cut this out for free trial charge.—Dunbar, 902, Springfield Rd., Parkhead. [6212]

**HYDROMETER**, British made, suitable for all acid lead accumulators, high quality instrument, soundly constructed, recommended by leading wireless journals; post free 4/6, with booklet, "Accumulators Explained."—Utility Syringe Hydrometer Co., Dent, G. 16, Howard Rd., Hford, Essex. [0059]

**OTHER Systems are Superseded by Eelex Plugs and Sockets**.—Ask your dealer, or Easticks, 113, Bunhill Row, E.C.1. [1124]

**D.Y.P.**.—Decorate your panel of ebonite or wood with our gold panelling and centrepiece, easy to fix, creates a work of art from a dull object; 1/- packet, post free; word transfers, gold or silver, 6d. packet.—D.Y.P. Co., 14, Daffodil St., London, W.12. [6311] Trade enquiries solicited.

PATENTS.

**2 Good Radio Accessories for Disposal**, simple, profitable.—Box 4171, c/o The Wireless World. [6253]

PATENT AGENTS.

**PATENTS and Trade Marks**, British and foreign.—Gee and Co. (H. T. P. Gee, Member R.S.G.B. and A.M.I.R.E.), 51-52, Chancery Lane, London, W.C.2. 'Phone: Holborn 1525. [0001]

REPAIRS.

**LOUD-SPEAKERS**, headphones rewound to any resistance and remagnetised, 3/-; transformers rewound, 4/-; sets constructed and overhauled, work guaranteed.—Leeds Wireless Repair Service 5, Boston Place, Green Rd., Leeds. [6114]

**HEADPHONES and Loud-speakers** rewound, remagnetised and overhauled, 3/- post free; guaranteed; Brown's A type, 4/-; trade invited; 24 hour service; established 1923.—Bradford & Co., 16, Prospect St., Plymouth [6154]

**LOUD-SPEAKERS**, headphones, guaranteed repairs, any make or type, rewound, remagnetised and adjusted by experts, best materials only used; post free 4/-.—Howell, 42, Fotheringham Rd., Enfield, Middlesex. [6194]

**DACOL Repairs**.—Headphones, loud-speakers, eliminators, transformers, microphone pick-ups, moving coils, cone units, etc., repaired.

**DACOL Repairs**.—No matter what make of the above mentioned accessories, or whether brand new or old as the hills, the Dacol secret process will improve them.

**DACOL Repairs**.—All repairs are executed throughout with new materials by skilled repairers approved by Radio Association.

**DACOL Repair**.—The experience of 18 years spent in every description of repair submitted from every country in the world, and from the British and foreign governments is at the disposal of our customers.


**DACOL Repairs**.—Prompt delivery, guaranteed service, moderate charges, expert advice.

**DACOL Repairs**.—Call at Davies, Coleman and Co., Ltd. (first floor), 68, Farringdon St., E.C.4, and get quotation for your repairs, renovations, conversions or improvements, or post them to

**DAVIES, COLEMAN and Co., Ltd.**, Dacol Works, Gieatham Rd., Barns, S.W.13. 'Phone: Riverside 4019, when a quotation will be sent by return. [6256]



Now you can drive without even a tickling in the ears. Don't you think it illogical to let your delicate valves still suffer from vibration when they can be sprung on Benjamin Valve Holders?—which will absorb every snock and every quiver of vibration as no other valve holder will, which will treble the life of each valve besides making reception purer. Bring your set right up-to-date by fitting Benjamin Anti-microphonic Valve Holders in every station. Make sure they are BENJAMIN, because only Benjamin have these five exclusive and necessary features—  
 1.—Valve sock is a d springs are made in one piece with no joints or rivets to work loose and cause fault connections.  
 2.—Valves are free to float in every direction.  
 3.—Valve can be inserted and removed easily and safely.  
 4.—Valve legs cannot possibly foul the baseboard.  
 5.—Both terminals and soldering tags are provided.



**BENJAMIN**

**Anti-Microphonic Valve Holders**

Price 2/- each.

**BENJAMIN BATTERY SWITCH**  
 For sheer simplicity, usefulness and reliability, the Benjamin Battery Switch has not yet been equalled. Nothing to get out of order. Nothing to break. Measures only 1½ in. in length. The metal parts are nickel-plated of course, and soldering tags are built in. It's OFF when it's IN. Price, each 1/-

**THE BENJAMIN ELECTRIC LTD.**, BRANTWOOD WORKS, TOTTENHAM, LONDON, N.17.

Repairs.—Contd.

**ALL L.F. Transformers, 4/-; headphones, 4/-; loud-speakers, 4/-, post free; maximum efficiency attained; every repair is accompanied with a 3 months' guarantee; don't discard if burnt out; trade invited.—Transform, 115, Links Rd., Tooting, London, S.W.17. [0011]**

**NEW 'Phones for Old**.—We scientifically repair, re-wind and re-magnetise your 'phones, loud-speakers, transformers, etc., and return them as good as new. All repairs guaranteed; prompt delivery, moderate charges; volt and ammeters repaired and recalibrated. Brown A and all reed type a speciality.—Miller's Radio Products, Ltd., 64, Mill Hill Rd., Acton, W.3. Tel.: Chiswick 3018. [6337]

**VALVE Repairs**, equal new, half list price; also transformers, loud-speakers, 'phones, eliminators, etc.; 3 days' service; trade discount.—Repairing Syndicate, 27, Kirby St., Hatton Garden. Established 30 years. 'Phone: Holborn 1955. [6335]

**VALVES Repaired by the Nuval System**. Why wastes money? Let us re-make your old valves of standard make as good, or better, than new; D.E.A. 5/-; power, 6/6, plus postage 3d. No delays, no waiting. All work thoroughly tested, guaranteed, and promptly despatched by post. Marconi, Mullard, Cosor, B.T.H., etc. We have in stock for sale, repaired and guaranteed. D.E., 5/-; power, 7/-, plus postage 3d.—Nuval Mfg. Co., 64, Mill Hill Rd., Acton, W.3. [6334]

WANTED.

**2-RANGE Voltmeter**, moving coil.—Rogers, 4, St. John's Rd., Earlswood, Surrey. [6270]

**COPY** of "Wireless World," April 13th.—L. Hack, West Coombe, Haywards Heath. [6250]

**H.T. Accumulators, 120v.**, must be perfect condition for also L.S.S. valve.—Edwards, 40, Elgin Drive, Wallasey. [6317]

EXCHANGE.

**WIRELESS and CAMERA EXCHANGE**.—Send us your loud-speaker, wireless parts, or camera and exchange for something more useful to you. We stock all leading lines in radio and all best valves, so send your parcel and state what you want and we will do our best for you; don't send rubbish.—Wireless Exchange, 14, Peter St., St. Helens, Lancs. [6099]

AGENCIES.

**GOOD Solderers Wanted as Buying Agents for Non-pumping Petrolgas Lamp**, every paraffin lamp converted into 150 c.p. Titus light, revolutionising all existing systems.—Titus, Kingston, Brighton. [6255]

SITUATIONS VACANT.

**RADIO Engineer**, experienced in design, construction, and testing of broadcast and short wave receivers.—Write full details: training, education, qualifications, age, and salary required, Box 573, Sells, Fleet St., E.C.4. [6273]

**THE Universal is the Best Way to a Good Position**; 300 wireless operators urgently needed.—Lept. B., Universal Radio College, 61, Station St., Birmingham. [6251]

**LIVE Agents Wanted for exclusive territory to sell well known, high class, advertised condensers**.—State ground covered and full particulars to Box 4221, c/o The Wireless World. [6327]

**LIVE Enthusiastic Representative for Ekco Mains Units and Receivers** required for Yorkshire, salary and commission.—Only those with sound radio connection need apply, stating full particulars and previous experience to E. K. Cole, Ltd., Ekco Works, London Rd., Leigh-on-Sea. [6328]

SITUATIONS WANTED.

**RADIO Engineer and Draughtsman Seeks Situation**, 5 years' experimental, experience installation, construction, repairs.—Box 4008, c/o The Wireless World. [6072]

**WIRELESS Mechanic**, ex R.A.F., seeks situation, 6 years' experience.—Write Genl. Holloway Hill, Godalming Surrey. [6141]

**YOUNG Man (25)**, first class operator, desires appointment, sales demonstrator, repairer or installation engineer; 7 years W.T. experience.—Box 4220, c/o The Wireless World. [6328]

**WIRELESS Engineer**, available February next, single, requires situation abroad, preferably under Government; expert technical and theory; high power C.W. spk. R.T. sets, machines and construction; grad. I.E.E., certificated; situation of responsibility where keenness and initiative required.—Box 4217, c/o The Wireless World. [6322]

**WELL-EDUCATED Young Man**, with extensive practical knowledge of wireless sets and accessories, seeks position in retail wireless business, with view to small investment or partnership.—Jewitt, Willoughby, Rugby. [6320]

# TANNOY

## A.C. MAINS COMPONENTS

**HIGH TENSION :**

Mains Transformer	10 6
Tannoy Rectifier Complete	12 6
Smoothing Choke	6 0
4 mfd. Smoothing Condensers	10 0
Potential Divider Panel (11 Sockets, 30-120 volts)	7 6
Rectifying Compound	1 0

**LOW TENSION :**

Mains Transformer	17 6
Tannoy Rectifier Complete	8 6
Terminal Panel with D.F.E.T. Switch, wired	4 0

Apply for full details.

**TULSEMERE MANFG. CO.,**  
Tulsemere Road, West Norwood, S.E.27.  
Phone: Streatham 6731.

## Solid Mahogany Cabinet

Hand french polished, satin finish, hinged lids. Will take any set or panel up to 19" x 10", and battery compartment 19" long, 11" high, and 12" deep. The overall size is 34" high, 22" wide, 14" deep.

Delivered free England & Wales.  
**56/-**  
Scotland 2/6 extra.  
Crate 5/- extra, returnable.

**F. DIGBY, 9, Banbury Rd.**  
South Hackney, E.9. Phone: Clissold 545R.  
Let us quote for your own design.



## Short & Long Wave Transformers.

### Coils & Formers

for WIRELESS WORLD and all the BEST CIRCUITS.

2 H.F. EVERYMAN. Set of 3 Coils and Bases. Short	51/-
Long 58/8.	
EVERYMAN FOUR. Set of 2 and Base	28/-
ALL-WAVE FOUR. Set of 2 and Base	35/-
Radial H.F. Coils (tested and favourably reviewed by "Wireless World") also perfect reaction and obviate troubles due to resonance, 6/6; Special Short Wave	5/6
Fitted Formers, 3in. diam. x 3in., 4/3; 3 1/2in., 4/6. Base, Low Loss, for same	2/6
Aluminium Sheet for All-Wave Four Screens, etc.	1/8
Paxaloid Tube, 3in. x 3 1/2in., for Everyman-Four, etc.	3/-
Special Neutralising Condensers, Base or Panel Mounting	2/6
Send for lists of components for the New H.F. Everyman Four. All-Wave Four, Empire Short Wave, Monotone Three. Full Catalogue 2d.	

**RADIAX LTD.,**  
30, Accessory House, Palmer Place, Holloway Rd., N.7

## ORMISTON'S

No. 27/42 S.W.G.

# LITZEN WIRE

is the best for Tuning Coils, Variometers, and H.F. Transformers.

Each individual strand is silk covered with an overall covering of silk.

**THE "WIRELESS WORLD" USES IT.**

**PRICES:**

20 yds.	5/6	50 yds.	12/-
25 yds.	6/6	60 yds.	14/6

150 yds. 9/40 Litzen Wire at 15/-.

**P. ORMISTON & SONS, LTD.,**  
Electric Wire Manufacturers,  
9, CLERKENWELL RD., LONDON, E.C.1  
Trade Terms on application.

Mention of "The Wireless World," when writing to advertisers, will ensure prompt attention.

### BOOKS, INSTRUCTION, ETC.

**THE ABC of the Superhet,** by Mr. Claude L. Lyons, M.I.R.E., 88 pages, 17 explanatory diagrams or photographs, and including complete schematic and point-to-point wiring plan of the famous "Evening Chronicle" 8-valve superheterodyne receiver. The only book of its kind at present in existence; recently described by the Editor of "The Wireless World" as "A fascinating booklet." A lucid description of the operation of the superhet receiver. With constructional details and useful hints and for the home constructor.—Only 8d. complete, post free, from Claude Lyons, Ltd. (G.R. Quality Parts), 76, Oldhall St., Liverpool. [0064]

**3-VALVE Receiver for 30/-**—Write now for booklet on how to build the L.R.C.3 valve set for 30/- from guaranteed parts only; the ideal loud-speaker set.—1/- post free from H. Howarth, Lustrouf Depot, 288, Deansgate, Manchester. [5988]

**WET** (sao Leclanche) H.T. Batteries, latest booklet on how to make and maintain these economical and simple batteries; give perfectly silent and smooth reception with unlimited power, suitable for small or multi-valve sets of all sizes; information also of L.T. batteries free; enclose postage, 1 1/2d.—Taylor, 57, Studley Rd., Stockwell, London. [0077]

**"GETTING the Most out of Radio,"** a 76-page intensely educational catalogue, 200 illustrations, guide to receiver maintenance, all about superhets., all about H.T. eliminators, components for reception and transmission, something really new and worth while for everybody, including the advanced research worker; includes a guide to literature and the best circuits; no enthusiast should be without it, and it will save you money in the end; owing to heavy cost of printing and preparation (blocks alone cost over £150) we cannot give these away; price of this unique art catalogue—76 pages crammed full of interest—is. post free; we will refund the 1s. as a rebate on your first order value 5s. or more.—Claude Lyons, Ltd., 76, Oldhall St., Liverpool, Lancs. [0095]

**WHAT Offers?**—Complete sets of "The Wireless World" parts for 1926, 1925, 1923.—Ware, 18, Heathway, Dagenham, Essex. [6277]

### AUCTION SALES.

EXPIRATION OF TENANCY AGREEMENT.  
WITHOUT RESERVE.  
30-31A, CAMDEN STREET, N.W.1.  
**HENRY J. SHAW**

has been instructed to Sell by Auction on the premises on THURSDAY NOVEMBER 24th, at 12.0 prompt, THE ENTIRE STOCK OF NEW AND SECOND-HAND WIRELESS AND ELECTRICAL MATERIAL, MEDICAL STORES, TOOLS, Etc., including—

4 TONS SHEET EBONITE, 50 TESTING SETS, 1,000 2M.F. Condensers 10,000 Choke Coils, 100 kw. TRANSMITTING TRANSFORMERS, 50,000 Telephone Plugs, 10,000 MICROPHONE BUTTONS, 100 MARCONI TUNERS, 100 SHIPS' TRANSMITTING SETS, 100 SHIPS' VARIOMETERS, 100 SHIPS' CONDENSERS, 5,000 WIRELESS BOXES, CRYSTAL and ONE- to SEVEN-VALVE RECEIVING SETS, Loud-speakers, Head-phones, 20,000 yds. Cable in cut lengths, 100 WIRELESS ELECTRIC LOUD-SPEAKER UNITS, and an immense assortment of components and fittings.

**SURGICAL AND MEDICAL STORES INCLUDE** 250 X-RAY VALVES, 10,000 TUBES STERILISED SILK, Hypodermic Syringes, Trusses, Catgut, 200 DOZ. NEW FORCEPS, 20 DOZ. NEW BONE NIPPERS, 30 DOZ. NEW ELECTRIC SETS, Dental Rubber, and A LARGE ASSORTMENT OF NEW SURGICAL INSTRUMENTS, also A LARGE AND VARIED STOCK OF USEFUL TOOLS, IRONMONGERY AND GENERAL HARDWARE.

On view day previous and morning of sale. Catalogues from the Auctioneers, 129, NEWINGTON CAUSEWAY, S.E.1. Phone: Hop 3862.

WIRELESS becomes much more interesting when you are able to read Morse. Now is your opportunity to acquire a knowledge of the Morse Code.

**PERRY'S AUTO-TIME MORSE SYSTEM,**  
Price 6d. net, By post 7d., provides a ready means of becoming proficient in Morse reception.

Published by the  
Offices of "The Wireless World,"  
Dorset House, Tudor Street, London, E.C.4

w.w.24

### "SCIENTIFIC" NON-METALLIC HORNS



Non-resonant, uniform response on the High and Low frequencies, with maximum volume; more efficient than Cones 19/6

Suitable for all Speaker Bases and Attachments.  
Crate 1/6 Carriage forward.

No. 554.  
**SCIENTIFIC SUPPLY STORES,**  
126, Newington Causeway, London, S.E.1.  
Phone: Hop. 4177.

Cut your mouot from



## D.M. SQUARE SKINS

the best diaphragm mounts for  
**COIL DRIVEN LOUD SPEAKERS**

Selected skin specially dressed—thin, uniform textured, supple and evenly elastic. Non-resonant and non-perishable.

Specially recommended by "The Wireless World" in their article on Coil Driven Loud Speakers Sept. 28th.  
9 ins. square. 2/6 Post free.

## GEORGE & CO.

Makers of leather for all wireless purposes,  
21A, NOEL ST., LONDON, W.1.

## BOWYER-LOWE

BOWYER-LOWE CO. LTD., LETCHWORTH

Have YOU tried PERTINAX?

3/16" thick cut standard sizes, in neat envelope natural brown, 1d. square in., black, walnut and mahogany d. 80. In. Cut to your requirements, natural brown 1d. sq. in. black and wood finishes d. 80. in. Send 1jd. stamp for 1 sq. sample to Geo. L. Scott & Co. Ltd., 89, Fleet St., E.C.4


From a recent advertiser's letter:

**"I must say your paper is a good advertising agency."**

C. R. PEARCE,  
St. Germans,  
Cornwall.

W.W.46

**ADANA AUTOMATIC SELF-INKING PRINTING MACHINE**  
NEW ALL-STEEL SUPER-MODEL.



**45/-**  
MACHINE COMPLETE  
COMPLETE PLANT **57/6**

The Machine that is built from the experience of over 10,000 Users of the old Model. This all-steel Machine is a fine piece of engineering. Nearly 15,000 users of Adana Printing Plants, saving enormously in their own work, and hundreds making an excellent living. Will print any matter from **CHEMIST'S LABEL** to an **ILLUSTRATED MAGAZINE** at a really commercial speed, including Perforating, Creasing and Box-making. Only finest materials used in its construction. Simplicity to the extreme, no special skill required. Large numbers of boys producing school and scout magazines. Real Printers' metal type, case, complete accessories and fully illustrated instruction-book included in plant. Two-coloured illustrated particulars and samples of work sent on receipt of stamped addressed envelope. This model is designed for commercial use in all large and small printing establishments. Machines can be shipped abroad C.O.D. cash against documents in London. Goods F.O.R. Twickenham

**THE ADANA AGENCY**

is a complete organization for the supply of Printing Office Equipment of every description for the small working Printer and Business House Printing Dept. Controlled by most highly skilled and long experienced men of the Printing world having expert technical knowledge of every part of Letterpress Printing. (Dept. WR/O) 17 Church St., Twickenham.



**MICROSTATS**  
Sales approximating **1,000,000**  
**SILENT. LONG LIVED.**

**SUITABLE FOR ALL VALVES.**

The "STANDARD MODEL" without change of Resistor Element, will govern the Filament Temperature of any Valve perfectly. There is, therefore, no need to possess a multitude of Resistor Elements—one simple Component, the "MICROSTAT" suits all Valves, 1 to 80 ohms.

**STANDARD MODEL** for Panel Mounting **2/9** Post For Satisfaction fit "Microstats." Free  
Send for Sample to Manufacturers:  
**LIFFORD Eng. Co., Kings Norton, Birmingham**



**ANYTHING WIRELESS SENT C.O.D.**

Send us a note of your wireless requirements and we will dispatch by return of post.  
Lists free.

**YOUNG'S (Glasgow) Ltd., 40 Stockwell St.**


**WONDERFUL WIRELESS OFFER**

**THE Graves Two-Valve Loud Speaker Wireless Set offered to you on Easy Payment Terms will compare for VALUE and EFFICIENCY with any £10 Wireless Set offered by any other firm in the World.**

It is no use trying to accurately illustrate or even describe the Graves Set in a small advertisement, but a post card will bring you a fully illustrated descriptive catalogue which gives you exact and truthful details.

**BRIEF SPECIFICATION:** The Cabinet is of polished Oak and all components of highest quality. Mullard Dull Emitter Valves with patent Valve holders &c.; H.T. Battery, 2-Volt Accumulator and complete Aerial Outfit. Loud Speaker of exclusive design to match the Cabinet, with unique magnetic system and improved diaphragm. **£7:17:6**


**TERMS:**—Our Bargain Price is for Easy Terms. Send 10/6 now, & complete purchase in 14 monthly payments of 10/- Five per cent discount for cash. Fullst approval in your own home. Write for Free Catalogue. Unchallengeable va uses in up-to-date Wireless Sets.  
**J. G. GRAVES Ltd. SHEFFIELD.**



**GAMBRELL**

Centre-Tapped Coils not only give the best results, but are unlimited in use, as they can be employed in any circuit, centre-tapped, or otherwise. Standard fitting to all coil sockets, and occupy minimum Baseboard space.

SIZE.	PRICE.	Approx. No. of Turns.
a2	4/10	18
A	4/10	25
A	5/-	30
B1	5/8	40
B	5/8	50
C	5/9	75
D	6/3	100
E1	6/9	150
E	7/9	200
F	8/6	300
G	10/-	600



There is a Gambrell Coil Holder specially designed for use with above coils, and which does away with all flexible leads. Price 1/9 each.

**GAMBRELL BROS. Ltd.**  
78, VICTORIA ST., LONDON, S.W.1.

**AERMONIC**

SPECIALITIES



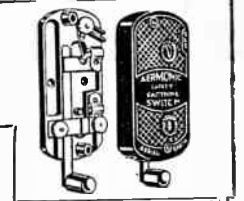
**AERMONIC ANTIPHONIC Anti-capacity Valve Holder.** The ideal combination of these essential features. A well-made product of maximum efficiency. Each **2/3**



**AERMONIC EARTH-ING SWITCH.** With lightning arrester fuse and weatherproof bakelite cover. A very handsome and essential safeguard. Each only, **4/6**



**AERMONIC Latest Pattern Grid Leak Holder** for horizontal or vertical use. **1/-** each.



**AERMONIC ANTI-CAPACITY SWITCH.** A switch that can be used in any part of your set. Beautiful action. Perfect workmanship. One hole fixing. 2-way 3/- 4-way 5/-



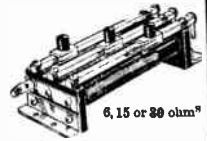
**AERMONIC GRID LEAK CLIP.** For mounting on the wires of your set. Each only **4d.** In case of difficulty write to the makers or London Agents. **AERMONIC Ltd FREE** on request

**JAMES CHRISTIE & SONS LTD., 246, WEST STREET, SHEFFIELD.**  
London Agents: A. F. BULGIN & CO., 10, CURSITOR ST., LONDON, E.C.4.

**THE LORIOSTAT**

for perfect filament control.

- 1 way 2/-
- 2 " 3/9
- 3 " 5/6
- 4 " 7/3
- 5 " 9/-
- 6 " 10/6



As used in the "Wireless World Regional Receiver"

A multiple unit superseding the fixed Resistor. Can be used in any circuit to perfectly and independently control any number of valves. For downright efficiency use a LORIOSTAT in your set.

**A. W. STAPLETON,**  
19a, Lorrimore Buildings, Lorrimore St.,  
Walworth, S.E.17.

**MERCO MOVING COIL LOUDSPEAKERS**

We can supply from stock all parts necessary for Home Construction of moving coil Loud-Speakers. Only highest grade materials used, with guaranteed workmanship. Send for price lists of Pots, Frames and Windings, etc. to:—  
**MIDLAND ELECTRICAL REPAIRS,**  
202c Aston Road, BIRMINGHAM.



**"GETTING THE MOST OUT OF RADIO"**  
**A MONSTER EDUCATIONAL CATALOGUE.**

A Sumptuous 76-page Art Paper Publication, with a 2-colour Cover.

130 Illustrations, 250 Instruments, components and accessories detailed. An 8-page article, "Getting the most out of Radio," of interest to all. Articles on every aspect of Radio. Guide to best circuits, books, periodicals, receivers. Every Radio enthusiast should get his copy NOW.

From **CLAUDE LYONS, Ltd., 78, Oldhall Street, LIVERPOOL.**



INDEX TO ADVERTISEMENTS.

Accumulators Elite .. .. .	32	Finston Manf. Co., Ltd. .. .. .	PAGE 18	Power Equipment Co. .. .. .	PAGE 32
Adana Agency .. .. .	31	Forno Co. .. .. .	18	Pye, W. G., & Co. .. .. .	19
A.F.A. Accumulators, Ltd. .. .. .	13	Gambrell Bros., Ltd. .. .. .	31	Radiax, Ltd. .. .. .	30
American Hard Rubber Co., Ltd. .. .. .	16	Garnett, Whiteley, & Co., Ltd. .. .. .	8 & 12	Radio Service (London), Ltd. .. .. .	32
Bedford Elec. & Radio Co., Ltd. .. .. .	23	General Electric Co., Ltd. .. .. .	30	Reform's Rubber Works, Ltd. .. .. .	25
Belling & Lee, Ltd. .. .. .	12	George & Co. .. .. .	Cover ii.	Regent Radio Supply Co. .. .. .	25
Benjamin Elec. Co., Ltd. .. .. .	29	Graham Amplion, Ltd. .. .. .	31	R.I. & Varley, Ltd. .. .. .	28
Bird, Sydney S., & Sons .. .. .	10	Graves, J. G., Ltd. .. .. .	28	Rooke Bros., Ltd. .. .. .	30
Bowyer-Lowe Co., Ltd. .. .. .	20 & Cover i.	Hawkins & Softe .. .. .	6	Sankey, J., & Sons .. .. .	30
Brades, Ltd. .. .. .	17	Hildick & Hildick .. .. .	32	Scientific Supply Stores .. .. .	30
British Thomson-Houston Co., Ltd. .. .. .	15 & 16	Holzman, L. .. .. .	5	Scott, G. L., & Co., Ltd. .. .. .	30
Brown, S. G., Ltd. .. .. .	6	H.T.C. Electrical Co., Ltd. .. .. .	21	Silam Electrical Inst. Co. .. .. .	31
Bullphone .. .. .	6	Hunt, A. H., Ltd. .. .. .	28	Stapleton, A. W. .. .. .	32
Burndept Wireless, Ltd. .. .. .	14	Igranic Electric Co., Ltd. .. .. .	26	Stone Manf. Co. .. .. .	10
Burton, C. F., & H. .. .. .	28	Jones & Stewart .. .. .	Cover ii.	Stratton & Co., Ltd. .. .. .	16
Camden Electrical Co. .. .. .	22	Junit Manf. Co., Ltd. .. .. .	31	Sutrown Co. .. .. .	32
Carborundum Co., Ltd. .. .. .	31	Lamplugh, S. A., Ltd. .. .. .	Cover ii.	Taylor, J. H., & Co. .. .. .	21
Christie, Jas., & Sons, Ltd. .. .. .	19	Langham Electrical Supplies Co. .. .. .	31	Telegraph Condenser Co., Ltd. .. .. .	Cover i.
Cole, E. K., Ltd. .. .. .	19	Lawrence & Hull .. .. .	18	Trelleborgs .. .. .	21
Collinson Precision Screw Co., Ltd. .. .. .	14	Lectro Linx, Ltd. .. .. .	18	Tulsemere Manf. Co. .. .. .	30
Cosser, A. C., Ltd. .. .. .	28	Lifford Eng. Co. .. .. .	18	Tungstone Accumulator Co., Ltd. .. .. .	21
Curzon Scientific Instrument Co. .. .. .	30	Lyons, Claude, Ltd. .. .. .	Cover iv.	Turner & Co. (Guildford), Ltd. .. .. .	6
Digby, F. .. .. .	11	Maddison, H. .. .. .	2 & 3 & Cover i.	Watmel Wireless Co., Ltd. .. .. .	21
Dubilier Condenser Co. (1925), Ltd. .. .. .	7	Makerimport Co. .. .. .	31	Webb Condenser Co. .. .. .	26
Edison Swan Electric Co., Ltd. .. .. .	24	Marconiphone Co., Ltd., The .. .. .	31	Webb's Radio Electric Stores .. .. .	18
Electradix Radios .. .. .	4 & 19	McMichael, L., Ltd. .. .. .	1 & Cover i.	Weston Electrical Inst. Co. .. .. .	8
Electron Co., Ltd. .. .. .	32	Metro-Vick Supplies, Ltd. .. .. .	31	Wet H.T. Battery Co. .. .. .	22
Eton Glass Battery Co. .. .. .	32	Mic Wireless Co. .. .. .	1 & Cover i.	Whiteley, Boneham & Co., Ltd. .. .. .	21
Ferranti, Ltd. .. .. .	32	Midland Elec. Repairs .. .. .	30	Wilkins & Wright, Ltd. .. .. .	27
		Mullard Wireless Service Co., Ltd. .. .. .		Youngs (Glasgow), Ltd. .. .. .	31
		Ormiston, P., & Sons, Ltd. .. .. .			

ACCUMULATORS "ELITE" — The Elite of all —



**H.T. ACCUMULATORS, 60 volts type, 02, Semi-oil Submerged. Complete, as illustrated. Price 22/6**

The World's Best High Tension Accumulator and of British Manufacture. The Unique Semi-Oil Submerged feature of the Elite absolutely prevents surface leakage losses. The battery lasts a life-time. Write for lists.

ACCUMULATORS ELITE, Bedford Street, HALIFAX. Telephone: 4304. Telegrams: Elits Halifax.

London Distributor:—CECIL POHLMAN, 77, Great Portland Street, LONDON, W.1  
Northern Distributor:—G. A. WILSON, Millfield House, Keswick, Cumb. Tel. 99 Keswick.

Why buy Accumulators or Dry Batteries? — join our Service!

If your accumulators are serviceable let us correctly recharge them. If not, hire ours—High and Low Tension and both perfect, trouble-free services.

Weekly, fortnightly or monthly deliveries anywhere within 12 miles of Charing Cross.

Particulars free on application.

**RADIO SERVICE (London) LTD., 105, Tottenham Avenue, Camden Road, N.W.5.**

Phone: North 0623, 0624, 0625.



The H.T.C. TWIN RECEIVER

A complete up-to-date set, including loud speaker and all accessories, as shown at Olympia.

Seven days' trial and initial payment refunded if not entirely satisfactory.

**H.T.C. ELECTRICAL CO. LTD., 2, Boundaries Rd. Balham, S.W.12.**

Set and accessories sent carriage paid, on 7 days free trial, against signed agreement and a deposit of **5/-**

Cash Price £6 4 0  
Royalty Paid.

3 valve set, Cash Price £8 9 0  
Deferred Terms £5 18 0

READ THIS!

Coefficient of coupling for first stage is .928. For a perfect transformer this should be 1. This means a loss of only .018 or .18 per cent. Manchester Model as illustrated, price 12/6.

Full particulars from The Power Equipment Co. Ltd., Kingsbury Works, The Hyde, Hendon, N.W.9.

POWQUIP


TRANSFORMERS and L.F. CHOKES



RELIABILITY GANG CONDENSERS

with adjustable rotors, 4000's mid. 2-Gang 18/- Post 3-Gang 25/- Free Trade Enquiries Solicited.

**J. H. TAYLOR & CO 2 RADIO HOUSE, MACAULAY ST. HUDDERSFIELD.**



ETON Primary H.T. Battery. Pl Porous Pot cells, S1 and S2 Sac Cells. All complete for assembly.

P1.	1 cell.	6	12	30
S1.	6d.	3/-	5/9	14/-
S2.	4d.	2/6	3/10	9/6.

Send 1d. stamp for booklet giving full particulars to:

The Eton Glass Battery Co., 46, St. Mary's Road, Leyton, E.10.

THE 'DYNIC' D.C. REGULATOR

for using current from D.C. mains

DOES AWAY WITH THE NECESSITY FOR HT BATTERIES


Single tapping models, price	£2. 7. 8
5 "	£3. 0. 0
10 "	£3. 10. 0
Super Heterodyne "	£5. 15. 0
Special Model for Marconi- phone Straight Eight, price	£6. 10. 0

(Postage 1/-)  
Infinitesimal running cost.  
**JONES & STEWART,**  
247a, St. Vincent Street, GLASGOW, CB.  
Phone: Cent. 4392. Telegrams: "Gadgets"



We Specialise in Coils for "Wireless World" Circuits

2 H.F. EVERYMAN FOUR



Coils wound to specifications and guaranteed. Delivery by return through your Dealer, or if no local Dealer we will post direct.

B.B.C. Set of Three Coils (250/550) .. .. .	36/9
5XX Set of Three Coils (1000/2000) .. .. .	24/-
Set of Three Bases .. .. .	3/9
Screening Box (Copper) .. .. .	30/-

EVERYMAN FOUR

We are still keeping up our production of Coils for this popular circuit and can supply promptly.

**AERIAL COILS, 14/- TRANSFORMER, 15/- COMPLETE SET, 28/-**

**STONE MANUFACTURING CO., 108.9, Great Saffron Hill, LONDON, E.C.1.**

Mention of "The Wireless World," when writing to advertisers, will ensure prompt attention.



## "A Paper that DOES pull Results!"

A letter from a recent advertiser in "The Wireless World," which is of interest to all connected with the Wireless trade.

October 17th, 1927.

"The Wireless World,"  
Dorset House, Tudor Street, E.C. 4.

Dear Sirs,

My motto in business is "To give credit, where credit is due."

Time and again have I spent a not inconsiderable sum of money in advertising in daily papers, boasting circulations running into millions, and, again and again, my experience is that I have "drawn a blank" and have had to pay away money, for which I have received no return, measured by business done. This result has been despite the fact that we have always been able to advertise attractive offers.

Quite recently I included "The Wireless World" in a list of papers for a further experimental series

of advertisements. I have not yet got over my surprise, likewise a sense of something missed in the past, at the considerable number of replies (most enclosing orders) received from "The Wireless World." Believe me, it is a positive fact that I have not received a single reply from my advertisements in national papers.

You are at liberty to make use of this letter if you feel so disposed, as it is really refreshing to find a paper that DOES pull results, yet charges its advertisers a strictly reasonable price, when other papers charging exorbitant rates fail to "get there."

p.p. Chas. H. Rodwell, Ltd.,  
14, Railway Approach,  
London Bridge, S.E.1.

H. Rodwell, *Secretary.*

Advertising rates will be sent on request to ILIFFE & SONS LTD., Dorset House, Tudor Street, London, E.C. 4.

w.w.66

## DICTIONARY of WIRELESS TECHNICAL TERMS


Compiled by S. O. PEARSON, B.Sc., A.M.I.E.E.  
and issued in conjunction with  
"THE WIRELESS WORLD."

**T**HIS volume contains definitions of terms and expressions commonly used in wireless telephony and telegraphy and is intended to serve as a guide to all those interested in wireless who come across, from time to time, unfamiliar words in their reading. In such cases the **DICTIONARY OF WIRELESS TECHNICAL TERMS** proves of very great use and value. It is well illustrated, and cross-referenced to enable the required information to be rapidly obtained.

**PRICE 2/- NET**  
By Post 2/3

From leading booksellers or direct from the Publishers:  
**ILIFFE & SONS LTD., Dorset House, Tudor Street,**  
London, E.C. 4. w.w.48

SECOND
EDITION



**PRICE**  
**2/6**  
net.

By  
Post  
**2/8**


**"WIRELESS LOUD SPEAKERS,"**

by N. W. McLACHLAN, D.Sc., now in its second edition, revised throughout by the author, describes in a simple manner the major principles of the design of modern loud-speakers and some associated circuits.

Clearly written and fully illustrated by numerous diagrams and photographic reproductions, the volume will be of use and value to all constructors and experimenters desirous of investigating this vital aspect of wireless reception.

From all booksellers or direct from:  
**ILIFFE & SONS LIMITED,**  
Dorset House, Tudor Street, London, E.C. 4. w.w. 54





# ELECTRONS AND ELECTIONEERING

You have a 2-volt accumulator, — then these are the Marconi Valves you need:—

Marconi D.R.H. 210—for the H.F. stage ... (Price 10/6)

Marconi D.E.L. 210—for the detector stage (also for 'general purposes') ... 10/6

Marconi D.E.P. 215—for the Power stage ... 12/6

Full particulars of all Marconi Valves and all Marconi Sets are to be found in an amusing and informative free booklet called "Back Chat." Secure your free copy by sending off the coupon (below). Now.

Outside of Westminster, many a politician will promise heaven, and point to the colour of his eyes as guarantee of delivery.

There are valves like that. They promise wonderful things because of this, that or the other special feature.

But you can't fool the electrons. They either go through good and strong or they don't. The loud speaker will tell you.

And that is where the Marconi Valve shines. EVERY part of it is designed to work. As a result the Marconi Valve is a perfect valve. No more—and, very certainly, no less.

**MARCONI VALVES**  
 —do everything that a valve should do

The Marconiphone Co. Ltd. (and reduced)  
 210-212, Tottenham Court Road, London, W.1.  
 Please send me copy of "Back Chat." Thank you.

Name .....

Address .....

County .....

W.V.5 .....

Ad stamp if unsealed

Printed for the Publishers, ILLIFFE & SONS LTD., Dorset House, Tudor Street, London, E.C.4, by The Cornwall Press Ltd., Paris Garden, Stamford Street, London, S.E.1.

UNITED STATES—The International News Co., 131, Varick Street, New York. FRANCE—W. H. Smith & Son, 248, Rue Rivoli, Paris; Hachette et Cie, Rue Réaumur, Paris.  
 BELGIUM—W. H. Smith & Son, 78, Marche aux Herbes, Brussels. INDIA—A. H. Wheeler & Co., Bombay, Allahabad and Calcutta. SOUTH AFRICA—Central News Agency, Ltd.  
 AUSTRALIA—Gordon & Gotch, Ltd., Melbourne (Victoria), Sydney (N.S.W.), Brisbane (Queensland), Adelaide (S.A.), Perth (W.A.) and Launceston (Tasmania).  
 CANADA—The American News Co., Ltd., Toronto, Winnipeg, Vancouver, Montreal, Ottawa, St. John, Halifax, Hamilton; Gordon & Gotch, Ltd., Toronto; Imperial News Co., Toronto, Montreal, Winnipeg, Vancouver, Victoria. NEW ZEALAND—Gordon & Gotch, Ltd., Wellington, Auckland, Christchurch and Dunedin.

# The Wireless World <sup>3<sup>D</sup></sup>

AND  
RADIO REVIEW

*The Paper for Every Wireless Amateur*

Wednesday, November 16th, 1927.

**IT DOMINATES!**



**CLARKE'S  
"ATLAS"  
H.T. BATTERY  
ELIMINATOR**

Supplies unlimited H.T. Current at the flick of a switch, whether for two valves or a dozen. Battery worries banished. Models to suit every purse and every purpose. L.T. too, if you like.

Write for Folder 24 to

**H. CLARKE & Co. (M/cr.) Ltd.**  
Atlas Works, Old Trafford, Manchester.

**Safeguard your  
valves & better your  
Reception**

Use



**CYLDON  
TEMPRYTES**

PRICES: Temprytes 1/6. Mounts 1/-. Shorting Plugs 6d. State make and type of Valves used, or write for 'Tempryte' Chart. Free on Request.  
**SYDNEY S. BIRD & Sons Ltd., CYLDON WORKS, ENFIELD TOWN**

**DUBILIER**



**Dubilier  
Mansbridge  
Condensers**

0.5 mfd. . . 2/6  
1.0 " . . . 2/6  
2.0 " . . . 3/6

Aut. of The Dubilier Condenser Co. (1925) Ltd., Ducon Works, N. Acton, W.3  
TC70

**The Loud Speaker that tells the truth**



Many types.

30/- to £15.15s.

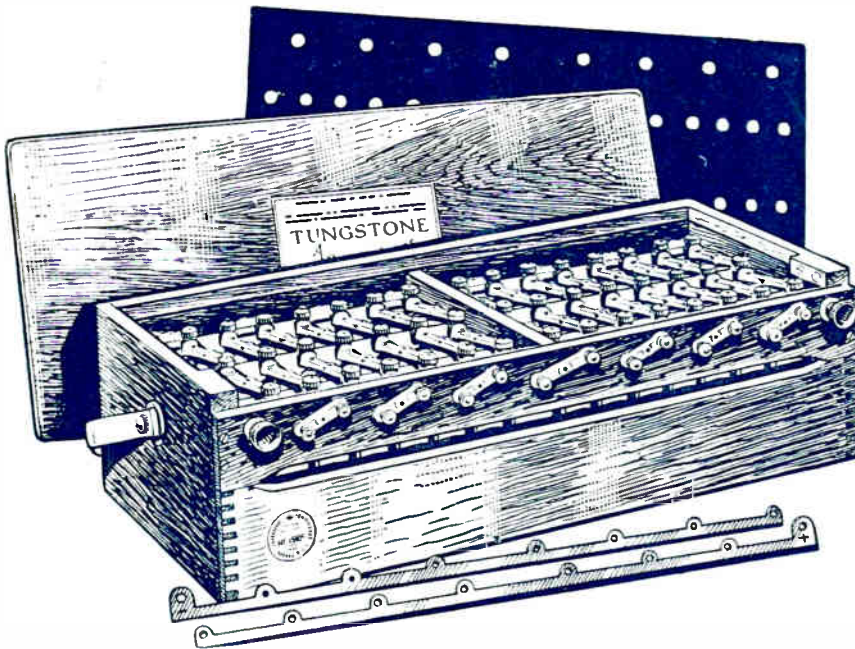
**Brown**

9943



# Tungstone High Tension 96 Volt De Luxe

Special Ebonite and Rubber Insulation. No Current Leakages. 3 Amp. Hour Actual Capacity. Patented 12-16 Volt Low Tension Removable Charging shown on the Front of Illustration removed.



Showing Low Tension Charging Equipment removed.

Thick ebonite panel is fixed between each 48 volt section. All terminal bridge pieces are firmly mounted on an ebonite panel which forms the front of the cabinet. Rubber bands round each 2 volt unit secures independent separation and perfect insulation. Additional insulation is provided as all units stand on Rubber mat, and cabinet is fitted with rubber feet. The Cabinet is solid teak highly polished, with the new enamel, giving a glass hard surface that cannot be soiled or scratched. Twelve volt Sections can be taken out separately.

Price :

60 Volt - £5 15s. 0d.

96 Volt - £10 10s. 0d.

*Sold U.K. on Extended Monthly Payments.*

Apply for Details.

## TUNGSTONE DE LUXE HIGH TENSION Fitted with Patented Equipment for Charging on 12-16 Volt Low Tension Plant.

First Charge completed in the Short Period of 12 Continuous Hours. Re-Charges in Seven Hours.

The practical advantage of Tungstone's exclusive feature of BALANCED PLATES, in combination with Low Tension Charging Equipment, guarantees that the First Charge and all Re-charges are fully completed, consistently and reliably, which the present-day long period charging cannot guarantee and never secures, the basic fault necessitating heavy costs for repeated re-charges at short intervals.

## HIGH TENSION PLATES. EXCLUSIVE FEATURES Never Before Achieved by any other Maker.

All Tungstone High Tension Plates are SCIENTIFICALLY BALANCED in correct weight proportions of the Grid and Pure Lead Paste, so that the Ampere Hour Capacity is evenly used up by an automatic proportional discharge of current from Positive and Negative Plates securing steady voltage. No abrupt changes in the potential. The drop slow and imperceptible. No Wood Separators prevent Voltage fluctuations due to polarization and internal resistance which is negligible. No frothing or foaming. No Sulphation. No Parasitical Noises in Phones or Loud Speaker. No sudden Plate failure at a critical moment demanding Voltage adjustments. The respective Plates are Certain to get their required proportionate charge of current. If correctly First Charged is a guarantee against uneven strain and irregular drain on Plates on Charge and Discharge, and there is no chance of a separate Cell discharging and reversing long before the others. The loss of charge on standing is low and the local action small.

The open Circuit Voltage will give due warning of the approach of the Battery to a discharged state. As H.T. Cells are small it is difficult to test the Specific Gravity. Balanced Plates allow greater dependability to be placed on voltage readings. Cells are not permanently ruined by being left standing for months.

For Post Free Copy of Free Booklet on MODERN BATTERY FAILURES containing Special Illustrated Articles, send name on Postcard to:—

TUNGSTONE ACCUMULATOR CO., LTD., The Independent Battery of the British Empire, 3, St. Bride's House, Salisbury Square, Fleet Street, London, E.C.4.

Mention of "The Wireless World," when writing to advertisers, will ensure prompt attention.

# *These numbers save you money—*



## **Valves with the wonderful MULLARD P.M. FILAMENT**


Pay less for great power, long length of life and beautiful purity from your valves—use the new Valves with the wonderful Mullard P.M. Filament consuming only .075 ampere filament current.

These are the valves that have revolutionised maintenance costs and performance, making 1/10th ampere consumption extravagant.



There are many unique advantages in Mullard Valves with the wonderful Mullard P.M. Filament. Use them and enjoy the improved performance and economy they bring to any radio receiver.

# **Mullard**

**THE · MASTER · VALVE**



# ANOTHER MET-VICK



Here is a neat compact 3 Valve Receiver that is easy to build, low in cost, simple to operate, and excellent in performance.

On an average aerial under good conditions, reliable speaker results are obtained within 50 miles of a B.B.C. station and 150 miles of either Daventry station.

Obtain copy of this Booklet from your Dealer.

## METRO-VICK

(Proprietors: Metropolitan-Vickers)  
155 Charing Cross



Mention of "The Wireless World," when writing to advertisers, will ensure prompt attention.



# CONSTRUCTOR SET

## "COSMOS" MET-VICK

3 Valve-Daventry-Local  
Resistance Capacity Coupled  
Set for home construction

This set is fully illustrated and described in booklet 7117/3 which contains complete instructions for building, a dimensioned drilling template, and wiring diagrams both pictorial and theoretical.

The set embodies the new Met-Vick A.N.P. (Astatic-Non-Parasitic) Coils, which give unusual selectivity in tuning. It also includes the Cosmos Detector Unit and the well known Cosmos Resistance Coupling Units in the low Frequency Ranges. The latter components are responsible for the purity of tone and high quality of reproduction obtained with this set.


The valves recommended are "Cosmos" Shortpath Valves for 2 volts or 6 volts.

Booklet 7117/2 can also be obtained from your dealer. This describes similarly a 3-valve set for working off the electric lighting mains.

## SUPPLIES LTD.


(Electrical Company Limited.)  
LONDON, W.C. 2.

R  
994



### "Cosmos" Met-Vick Components Used.


2 VARIABLE CONDENSERS SLOW MOTION .0005	}	EACH	11 6
1 MINIMUM REACTION CONDENSER .00002			8
1 DETECTOR UNIT TYPE "V"			9 0
2 RESISTANCE COUPLING UNITS TYPE "V" EACH			10 6
1 H.F. CHOKE COIL			6 6
1 PERMACON .001			1 8
2 " " .0002 EACH			1 6
1 RESISTANCE			1 6
1 A.N.P. COIL [B.B.C.]			6 6
1 A.N.P. COIL [LONG WAVE]			10 6
1 BATTERY SWITCH			3 0
1 FILAMENT RHEOSTAT			2 6
"COSMOS" SHORTPATH VALVES EITHER FOR 2-VOLT OR 6-VOLT			
2 BLUE SPOTS			10/6 EACH
1 RED SPOT			12/6



# EDISON BELL RADIO

**DISTINCT AND DIFFERENT  
JUST WHAT WIRELESS OUGHT TO BE**

**EDISON BELL "BIJOU" COMPLETE OUTFIT.  
NOTHING ELSE TO BUY.**




Cat. No. R/390. Code "BICOM."  
Price £10 0 0 complete. Including Marconi Royalties.

*Comprising :-*

- Edison Bell Bijou 2 Valve Set in solid oak cabinet with oval transparent front.
- Edison Bell musically perfect Speaker.
- Edison Bell H.T. Battery, 108 volt.
- Edison Bell Accumulator, 2 volt 20/40.
- Mullard P.M. 1 and P.M. 2. Valves. Lead-in Tube.
- 100 feet Aerial Wire. 4 Porcelain Insulators.
- Marconi Royalties paid. Full Instruction Booklet.

## EDISON BELL FIVE-VALVE PORTABLE RECEIVER

The Receiver is stable under all conditions. Means are provided for adjusting the speaker at the back, the lever being slightly turned until the best volume is obtained. It is advisable when possible to raise the Set slightly from the ground, as should the ground be wet there may be a certain loss of signal strength. The Cabinet is built of solid walnut, beautifully polished, measuring 17½" x 17½" x 8¼", and is one of the lightest of its kind on the market, weighing only 28 lbs. in all. Canvas covers can be supplied at additional cost.




Cat. No. R/367.  
Price £22 0 0 (Marconi Licence extra.)

Cat. No. R/318.  
Code "FLAT."  
Price £3 0 0.

## "GEM" 2-Valve Set.

IMPROVED MODEL.

(Valves, Batteries, and Marconi Licence extra.)



### Specification:

Size 12" x 10" x 4" deep. Solid oak base, fitted ebonium panel with grid bias and filament rheostat complete.

This is a very efficient Two-valve Set, having Valve Detector with one stage low frequency amplification. Reaction is controlled by a novel movement, simple and effective.

Loud Speaker results are possible under favourable conditions 40-70 miles from a low-power Station and 80-120 from the high-power Stations. Many foreign stations have been received on this Set.

A Grid Bias battery is provided which enables good musical quality to be obtained. The Set is supplied with Coils suitable for a range of 280-500 metres. Coils for higher wave-lengths can also be supplied at extra cost.

TESTED 500 VOLTS  
FLAT TYPE



**EDISON BELL, LIMITED, LONDON, S.E. 15.**


**INSIST ON EDISON BELL CONDENSERS**

**THEY ARE BRITISH MADE AND GUARANTEED BY A NAME WITH 30 YEARS REPUTATION BEHIND IT**

TESTED 500 VOLTS  
UPRIGHT TYPE



Here you are!



*'started making it at 6 p.m.  
listened in at 8 p.m.'*

No other set gives such pleasure as the set you make yourself—especially if you make up this new R.C. Threesome! You need know nothing about radio mechanics to make up this set. Only 5 connections—no soldering—nothing you can't understand—nothing to go wrong. Two hours with nimble fingers and a screwdriver—and the radio world

is at your service. Clear abundant volume no "mushiness," no blare. The valves essential for the very best results are H.F. 210, R.C. 2 and P.V.2—three valves from the famous Edison range. Send coupon at once for Free Instruction Book and easy-to-follow full size Blue Print.

**EDISWAN**  
**VALVES**  
**CLEAREST**  
**STRONGEST**  
**LAST THE LONGEST**

To THE EDISON SWAN ELECTRIC CO., LTD.,  
(Publicity) 123 5, Queen Victoria St., London, E.C. 4.  
Please send, post free, presentation copies of the New R.C. Threesome Instruction Book and Blue Print.

NAME \_\_\_\_\_  
ADDRESS \_\_\_\_\_  
V 68. \_\_\_\_\_

W.W. 16.11.27

*The finest set for short wave reception —  
Receives U.S.A. stations easily on the loud speaker*

With coils for  
12-100 metres,  
3 Valves, and  
including  
Royalties,

**£35**



THE Burndept Short Wave Receiver is as easy to operate as an ordinary broadcast set. It will pick up American stations between 12-100 metres at loud speaker strength without difficulty. Specially designed for this purpose, it gives amazing results, and, with the use of additional coils, it will also receive ordinary broadcast transmission up to almost any wavelength.

Ask your radio dealer for full particulars of this wonderful set—he will give you a demonstration on request.

**BURNDIPT**

BLACKHEATH, LONDON, S.E.3

London Showrooms: Bedford Street, Strand, W.C.2



## TWO NEW POPULAR POWER H.T. BATTERIES

for 10 to 16 milliampere emission.

**P.P. 64**      E.M.F. 64 volts      **17'6**  
Dimensions,     $14\frac{3}{8} \times 5\frac{3}{8} \times 3\frac{1}{8}$  ins.      Weight,    11 lbs. 9 ozs.

**P.P. 105**      E.M.F. 105 volts      **29'-**  
Dimensions,     $15\frac{1}{2} \times 8 \times 3\frac{1}{8}$  ins.      Weight,    20 lbs.

In new container to save you trouble.

TAPPED EVERY 6 VOLTS.

Write for your copy of our New Wireless Battery Catalogue.

Regd. Trade Mark.

**"EVER READY"**

**BRITAIN'S BEST BATTERIES**

Service Dept. D.L., Hercules Place, Holloway, London, N.7

ARE SAFE, PUREST IN TONE, CLEANEST  
IN USE, FREE FROM TROUBLE, LESS IN  
COST than any other form of High Tension  
supply.



# Over 30 Stations logged in at loud speaker strength

## An unsolicited Test Report

Stations received between 8.30 and 10.30 p.m. on Wednesday, October 12th, 1927, on R.I. & Varley Interdyne broadcast band set as received from you.

Station	Dial Reading	Station	Dial Reading	Station	Dial Reading	Station	Dial Reading
? Vienna	83	Seville	63½	Bournemouth	47	Unidentified	30
Davenport 5GB	80	(see below)		Breslau	46	"	29
Langenberg	76	Hamburg	63	Milan	44	"	27
Rome	73	French		Nuremberg	41	French ? Lyons	25
Bilbao relaying		? Toulouse	61½	Unidentified	38½	"	22½
Madrid	69	Stuttgart	59½	"	38	"	16
Frankfurt	68½	Leipzig	58	"	35½	"	12
? Berne	65	London	55	"	34½	"	10½
		Barcelona	51	"	33½	? Stettin	3

31 Stations — 20 positively identifiable.

The stations recorded were received loud speaker strength, suitable for comfortable audible entertainment at over 10 feet from the Loud Speaker. Full volume was not necessary in many cases. Those stations named were positively identified. Leipzig was received without interference from London. Tuning was very simple; all stations were tuned on the loud speaker without strain. The quality and purity of reproduction was a revelation: crystal clearness with superb volume control.

On the following evening all stations logged above were again tuned in at will, by dial reading, and in addition, Seville (63½) was well received, and the readings for Vienna, Berne, Toulouse and Lyons confirmed.

Since the above was typed the following additional stations were logged:— Budapest (89½) Munich (85½) Brussels (82) Petit Parisien (48) Belfast (40½) and Dortmund (21½). We wish to add that we have no connection with the wireless trade and have no interest whatever in the use which may be made of this testimonial which is unsolicited.


Signed this 15th day of October, 1927.  
F. W. McCombe (Barrister-at-law)  
G. Schwarz.

Wimbledon.

Come and hear the Interdyne Receiver for yourself at our new Demonstration Rooms.

Short wave model. (250-550 metres) Price £25  
Marconi Royalty extra.

Long and short wave model. (250-550 metres and 1,000-2,000 metres.) . . . . . Price £42  
Marconi Royalty extra.



Leaflet S.11 . . free on application . . gives full particulars.

**THE MARK OF BETTER RADIO**

Kingsway House, 103 Kingsway, London, W.C.2

Telephone: Holborn 5303





# RADIO IN EVERY ROOM

## NO AERIAL-NO EARTH NO TROUBLE

The Langham Portable is a long-range completely self-contained set, weighing only about 25 lbs.

The 5-valve Transatlantic model is guaranteed to receive at least 20 main British and European stations on the loud-speaker under normal conditions. No other portable has such a wonderful range. There is only one tuning control, and the loud-speaker gives beautiful tone and full volume.

**We give two years' guarantee, and 7 days' trial—money returned if you are not satisfied.**



Only **£6** down—balance by small instalments.

The 4-valve Langham Portable—1000 miles range—£5 down. Balance by instalments.

Call at our Show-rooms for a demonstration or write for full particulars now.

The  
**LANGHAM**  
Portable Radio

Langham Radio, Albion House,  
59, New Oxford Street, W.C.1.

Telephone: Museum 2878 & 8293

70

# MAKE YOUR OWN CONE SPEAKER

TWO WONDERFUL  
UNITS AT ONLY **15/-** EACH


**YOU'LL BE SURPRISED!**

The New Wonder "Nightingale"  
**CONE UNIT**  
with Balanced Armature.

**GRAMOPHONE  
ATTACHMENT.**



AS  
FITTED TO  
OUR CABINET  
CONE



with  
4-inch  
dia-  
phragm.

AS  
FITTED  
TO  
OUR  
£8 POST  
HORN.

From a copy board, 0.18 square  
cut out a 12" circle, then cut  
a strip of wood 16" x 3/4" and



make a hole 2 1/2" dia. in  
centre, this will carry the  
unit. Fix strip to board  
as shown.

**BULLPHONE  
DOUBLE  
PAPER  
CONE**

**2/-**

Postage  
3d. extra.

Exactly as fitted to  
our own Speakers.

Reduced from 32/6 to 15/-  
solely as an advertisement  
for the famous Bullphone  
Nightingale Loud Speakers.  
Cohalt magnet guaranteed  
for all time.

**Astonishing Results,**  
equal to the most expen-  
sive Loud Speakers yet  
made, are guaranteed  
with either of these Units

**BUY ON  
10/- EASY TERMS 5/-**  
DEPOSIT DEPOSIT  
SEND DEPOSIT NOW—NO REFERENCES—SPEAKER BY RETURN.



CABINET CONE

Size 17 ins. high by 15 ins. in Maho-  
gany, Walnut or Rosewood finish.

**77/6** cash, or **EASY  
TERMS, 10/-** deposit  
and 12 monthly payments of 6/-



DE LUXE

**57/6** cash, or 5/- deposit  
and 12 monthly pay-  
ments of 5/-

Obtainable from your Local Dealer or direct from:—

**Bullphone**  
38, HOLYWELL LANE LONDON, E.C.2  
**NIGHTINGALE**  
SPEAKERS Ltd



# Mansbridge Condensers AGAIN REDUCED IN PRICE !



**A**S from November 14th, 1927, the prices of the popular capacities of Dubilier Mansbridge Condensers are reduced as shown below.

No difference whatever has been made in the quality of these condensers, the price reduction being purely on account of the wonderful reception which has been afforded to the Dubilier Mansbridge following its production in the handsome bakelite case shown here.

At the revised prices Dubilier Mansbridge Condensers represent a value that cannot be approached by any other condenser of the "Mansbridge type," whether British or foreign.

Note these prices :

0.5 mfd reduced from

2/10 to **2'6**

1.0 mfd reduced from

3/- to **2'6**

2.0 mfd reduced from

4/- to **3'6**


SEE YOUR DEALER ABOUT IT TO-DAY.

*Advt. of the Dubilier Condenser Co. (1925) Ltd., Ducon Works, N. Acton, W.3*

T.C.71



**IGRANIC UNIVERSAL RHEOSTAT**  
 Each type gives three different resistances.  
 Model A, 4, 8 or 10 ohms.  
 Model B, 7, 13 or 30 ohms.  
 Price 4/- with Knob and Pointer.  
 Price 4/6 with Knob and Dial.



**IGRANIC-FILAMENT RHEOSTAT.**  
 The original Igranic Rheostat, 4, 6, 8 and 10 ohms.

Price 2/- with Knob and Pointer.  
 Price 2/3 with Knob and Dial.

# Experience tells.

The Igranic organisation has had years of specialised practice in the design and manufacture of current controlling resistances of all types and sizes, from sewing-machine control up to those used for the electrical control of huge swing bridges and cranes. Consequently its products make that near approach to perfection which only wide experience can attain.

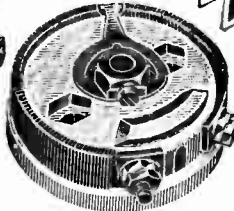
Igranic Filament Rheostats embody the result of this experience and have a reputation for reliability and silence of operation second to none. There is an Igranic Filament Rheostat for every purpose and every pocket.

**IGRANIC NEUTROSONIC VII. RECEIVER.**  
 Send for a copy of the attractive Brochure, the "Giant Stride," which gives full particulars of the Igranic Neutrosonic VII. Receiver, the transportable receiver which is acknowledged to be in a class of its own for quality of tone, sensitivity, selectivity and convenience of arrangement.

Send for List No. U229, which gives full particulars of these and other Igranic Radio Devices.



**IGRANIC-PACENT PORCELAIN RHEOSTAT.**  
 2, 6, 10, 20, 30 and 50 ohms.  
 Price 2/6



**IGRANIC-PACENT PRE-SET RESISTOR.**  
 For baseboard mounting.  
 2, 6, 10, 20, 30 and 50 ohms.  
 Price 1/8



Works: BEDFORD.

149, QUEEN VICTORIA STREET, LONDON, E.C.4.

# SUCCESS RADIO PRODUCTS

The famous "Success" SUPER CHOKE  
 14/-

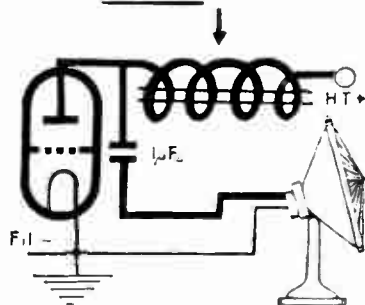


THE WORLD'S FINEST CHOKE

100% IMPROVEMENT IN QUALITY without LOSS OF VOLUME

"SUCCESS" STANDARD LF. CHOKE 8/-  
 "SUCCESS" HF. CHOKE 8/-


USE A FILTER CIRCUIT WITH THE ONLY CHOKE DESIGNED FOR THE PURPOSE.





Manufactured by BEARD & FITCH, LTD.  
 34, Aylesbury St. London, E.C.1.



# Overwhelming Success of the Brown Electrical Pickup



Gramophone users hail it as the means to finer reproduction



GOOD news travels swiftly. But rarely can it have travelled faster than the news of the Brown Electrical Pick-up. Ere the first announcement of its wonders appeared, the demand began. In snowball fashion it has increased with a swiftness that has exceeded even our wildest hopes.

Small wonder! There never has been such an instrument. Its almost magical powers have completely transformed the gramophone. Fit a BROWN Electrical Pick-up to your gramophone in place of the ordinary sound box. Connect it to your wireless set and a loud speaker—preferably a BROWN. Instantly new and finer reproduction will be yours: Purer tone, Tremendously increased volume. Needle scratch nearly eliminated. Controllable volume. Infinitely more lifelike reproduction. Don't labour longer with unsatisfactory gramophone results. Ask your Dealer to demonstrate the wonderful BROWN Electrical Pick-up to-day. Price £4.

# Brown


## ELECTRICAL PICK-UP

S. G. BROWN, Ltd, Western Avenue, North Acton, W.3. Showrooms: 19, Mortimer Street, W.1; 15, Moorfields, Liverpool; 67, High Street, Southampton. Wholesale Depots: 2, Lansdown Place, West Bath; 75, Robertson Street, Glasgow; 5-7, Godwin Street, Bradford; Cross House, Westgate Road, Newcastle; Howard S. Cooke, 59, Caroline Street, Birmingham; Robert Garmany, Union Chambers, Union Street, Belfast.



The Pick-up is at its best when a Brown Loud Speaker is used. Many types—from 30/- to £15.15s.





**As true  
as steel**

FROM the old duelling days comes the phrase, "as true as steel." My lord's rapier was, indeed, true—to a minute degree.

To-day, they say of the T.C.C. Condenser that it is "as true as steel." For they—the experts—know that the T.C.C. never varies. They know they can depend on its capacity to be always identical with that stamped on the side of its green case. That is why they have specified T.C.C. Condensers in circuit after circuit. Use T.C.C. in your next Set, and know that your condensers, at least, are dependable. Your Wireless Dealer stocks them. In all capacities—from '009 mfd., 1/8 upwards.

**T.C.C.  
Condensers**  
**Always dependable**

Adv. Telegraph  
Condenser Co., Ltd., Wales  
arm Rd., North Acton. W.3

Mention of "The Wireless World," when writing to advertisers, will ensure prompt attention.

•••BERITON••BERITON••BERITON••  
**The  
CHEAPEST VALVE  
IN THE WORLD**



Better results—lower filament current used—longer and more satisfactory service—the lower price—all combine to make the All-British BERITON VALVE the cheapest valve obtainable. A 12/- Dull Emitter Valve at half price.

A triumph of British design, British organisation and production on a huge scale, yet each BERITON VALVE is individually made and tested. The BERITON is an entirely new invention, being entirely NON-MICROPHONIC and incorporating the latest features in valve design, ensuring greater clarity and better reproduction with an entire absence of "mush."

**WE GUARANTEE  
SATISFACTION**

refunding money in full for any Valve returned to us within 3 days.

**Buy Direct and Save Money.**

BERITON VALVES are made in Four Types.  
TYPE H.F. and DET (Red Line), 2 volt, 4 volt, and 6 volt. **6/6**  
TYPE L.F. (Green Line), 2 volt, 4 volt, and 6 volt. Post free.  
TYPE R.C. 2, 2 volt, 4 volt, and 6 volt. **9/-**  
TYPE POWER (White Line), 2 volt, 4 volt, and 6 volt. Post free.

Note carefully these exceptional characteristics of BERITON VALVES.

Type.	Amps.	Anode Volts.	M. Voltage Amplification Factor.	R.A.C. Anode Resistance Ohms.
H.F. 2 volt.	.1	30-90	13	29,000
L.F. 2 volt.	.1	30-100	7.5	15,000
Power 2 volt.	.25	60-100	5	7,000
H.F. 4 volt.	.1	30-90	13	11,000
L.F. 4 volt.	.1	30-100	7.5	6,250
Power 4 volt.	.15	60-100	5	5,000
H.F. 6 volt.	.1	30-90	14	20,000
L.F. 6 volt.	.1	60-100	8.5	10,000
Power 6 volt.	.1	90-100	5	5,000
Resistance Capacity.				
R.C. 2 volt.	.1	60-120	30	120,000
R.C. 4 volt.		60-120	40	80,000
6 volt. to be issued shortly.				

**Beriton**

Fill in the name of the Company on all Postal Orders and cross "& Co."


**MERCHANT MANUFACTURERS CO. LTD.,**  
20, Bartlett's Buildings, Holborn Circus, London, E.C.1.

Phone: City 1469.

TRADE ENQUIRIES INVITED.

•••BERITON••BERITON••BERITON••





The Heart of a Super Het



**MH SUPERSONIC UNITS**  
Provide the Best means of Supersonic Reception

Where the extreme limit of range is required without complication, the supersonic system offers marked and unique advantages. The MH series of units comprise Supersonic Transformers, Auto Oscillators, complete Kits, Block Units, and high-grade Supersonic Receivers of seven and eight valves. Space precludes a detailed description of the various applications—suffice it to say that the units illustrated on this page are of the MH standard of workmanship and performance affording results second to none.

**THE MH SUPERSONIC BLOCK UNIT FOR RECEPTION ON SHORT WAVES.**

Short wave enthusiasts will be well advised to give this serious consideration. Here are a few points of advantage:

1. Simple Control.
2. High Amplification.
3. Adaptable to any waves between 25 metres and 2,000 metres.

To purchasers of the MH Supersonic Block Unit two Blue Prints are given, one showing the method of connecting up, and the other the adaptation to Short Waves.

This unit forms the nucleus of the 6-Valve Receiver used by Mr. Allen, A.M.I.R.E., for the direct reception of the three Empire Broadcast Programmes transmitted by 2FC. Sydney, Australia, a distance of 13,000 miles.

Report of this success appeared in the "Daily Mail," September 5th, 1927.

Price: MH Block Unit (including 5 Point Oscillator) 300/600 Metres **£6 : 6 : 0**

Price: MH Supersonic Kit of Parts **£4 : 7 : 6**

Telephone: Slough 441-442.


**L.M. MICHAEL LTD**

Telegrams: Radiether Slough.

Manufacturers of Wireless and Scientific Apparatus  
WEXHAM ROAD, SLOUGH, BUCKS.

IRISH AGENTS: B. N. B. WIRELESS, LTD., DUBLIN & BELFAST.

**MH INTERMEDIATE STAGE TUNED TRANSFORMER**



Our illustration is representative of one of three tuned Transformers supplied with the Kit. The remaining units completing the MH Kit are 1 MH Tuned Filter and 1 MH Autodyne No. 1, and Reactor Unit for Broadcast Band.

Price, complete in Case, **£4 : 7 : 6**  
Or separately, 17/6 each.

A complete description with full constructional details of a seven-valve Supersonic Receiver may be had on application enclosing P.O. for 1/-, the booklet being supplied free to the purchaser of our Supersonic Kit of Parts.

**MH COMPLETE NEUTRAL POINT AUTODYNE UNIT & REACTOR**



The Autodyne Units, in conjunction with the Receiver, form the essential first valve stage. The reactor is attached to the Autodyne Unit by guide pins. The Reactor, as illustrated, can be used with any range listed below. The Autodyne Units have the appearance of the well-known H.F. Transformer, but the two windings are electrically balanced and join in a common point. Guide Pins are fitted ready for inserting the Reactor.


No. 0 has a range of 145-330 M.  
No. 1 " " " 275-750 M.  
No. 2 (for Daventry) has a range of 600,2000 M.  
Price 10/- each.

Complete with Reactor, 17/6



Pool's Advertising Service Ltd.

*Components of Distinction & Quality*



## White Line Valve Holder



**L.F. TRANSFORMERS**  
List 284. Ratio 3-1. 22/6

List 285. Ratio 6-1. 25/-

Also in Multi-ratio, giving 1-8, 3, 3-66, 4-5 and 6 to 1.  
List 286. 27/6

Also **LOW FREQUENCY CHOKE**,  
List 287. 20/-

Send 1½d. in stamps for the new Bowyer-Lowe Catalogue

A great advance over all previous types of "Springy" valve holders. Inter-electrode capacity is reduced to a minimum and is constant. Thus the "Whiteline" holder is admirably suited for super-heterodyne and short-wave receivers. The springs are so designed that while the initial amplitude to any given shock is as large as required the damping is quick and gentle. Made of genuine Bakelite and supplied with terminals, soldering tags and fixing screws. Overall dimensions of base 1½ ins. square.

The "WHITELINE" for SAFETY  
**LIST 282 - 2s. 3d.**



**UNIVERSAL H.F. CHOKE.**  
List 288. 9/-



**BOWYER-LOWE CO., LTD., LETCHWORTH.**

**A BOOK THAT EVERY EXPERIMENTER SHOULD HAVE:**  
"The Bowyer-Lowe Standard 7- and 8-valve Super-Heterodyne"  
How to Build and Operate. By A. E. BOWYER-LOWE.  
**PRICE - - 2/-**

Send your remittance for a copy to-day.

You will get a better reproduction from any of the sets reviewed in this issue if you use a

**W.B.**  
**LOUD SPEAKER** *ALL WOOD*



The W.B. "Junior" in ALL WOOD Polished Oak or Mahogany. Flare 14 in. Height 21 in.  
**Price £4:0:0**

**N**O matter how much you pay for a Receiving Set, it won't give you satisfactory results if you attach a poor Loud Speaker to it. Special circuits, special coils, special valves—none of these can compensate for a Speaker that distorts. When you buy a set—or if you're building one—remember that the Speaker can make or mar the results. Get a "W.B. All Wood" Model and make sure at the start. There never yet has been a poor "W.B. All Wood" Speaker produced—and there never will be. Their manufacture is controlled by world's patents, and they are the only All Wood Speakers you can buy. They give you a standard of reproduction that cannot be bettered, or equalled, by a "tin" speaker. The movements are specially made by Messrs. S. G. Brown Ltd. There is not a trace of distortion or resonance. And a "W.B. All Wood" Loud Speaker is more than a wireless component: it is a very beautiful piece of furniture too. Go to your Dealer and ask him to demonstrate the model illustrated. We think you'll come away with it! Incidentally, you can buy the horn only for £2 0 0 to fit your existing movement.

### Just Out!

The "W.B." Jacobean Cabinet, with oak panel already drilled for Lamplugh 2-valve Tuner Unit, with room for all batteries. The cabinet measures 16" x 8" x 8" and is beautifully produced in solid oak with a hinged lid. A base-board is included. The price is 25/- Complete details of this new production are yours for a postcard, together with full information about the "W.B." Ranges of All Wood Speakers and Cabinets

NOT A LITTLE WOOD-  
NOT HALF WOOD-  
but **ALL WOOD!**

**WALKER BROTHERS (Guildford) LTD.**  
**BRAMLEY GUILDFORD.**

Telephone: Bramley 117.

EVERYTHING



ELECTRICAL

# DO YOU REALISE


that in buying the

## "GEEKO"

20-volt H.T. Unit you are getting an H.T. Accumulator with a Capacity of 4,250 m.a. at a 15 m.a. discharge rate?

"GEEKO" H.T. Accumulators are made up in 20-volt units, each containing 10 cells with a capacity of 4250 m.a. hours at a 15 m.a. discharge rate. This capacity probably exceeds that of any other make. 2-volt tappings are provided, and at the cost of 9d. a volt, these accumulators represent unequalled value. Four sizes of cabinets are obtainable for 3, 4, 5 or 6 units, giving voltages of 60, 80, 100 and 120 respectively.

MADE IN ENGLAND



"GEEKO" 20-volt H.T. Unit in crate with wander plugs 15s. 0d.

Sold by all Wireless Dealers.

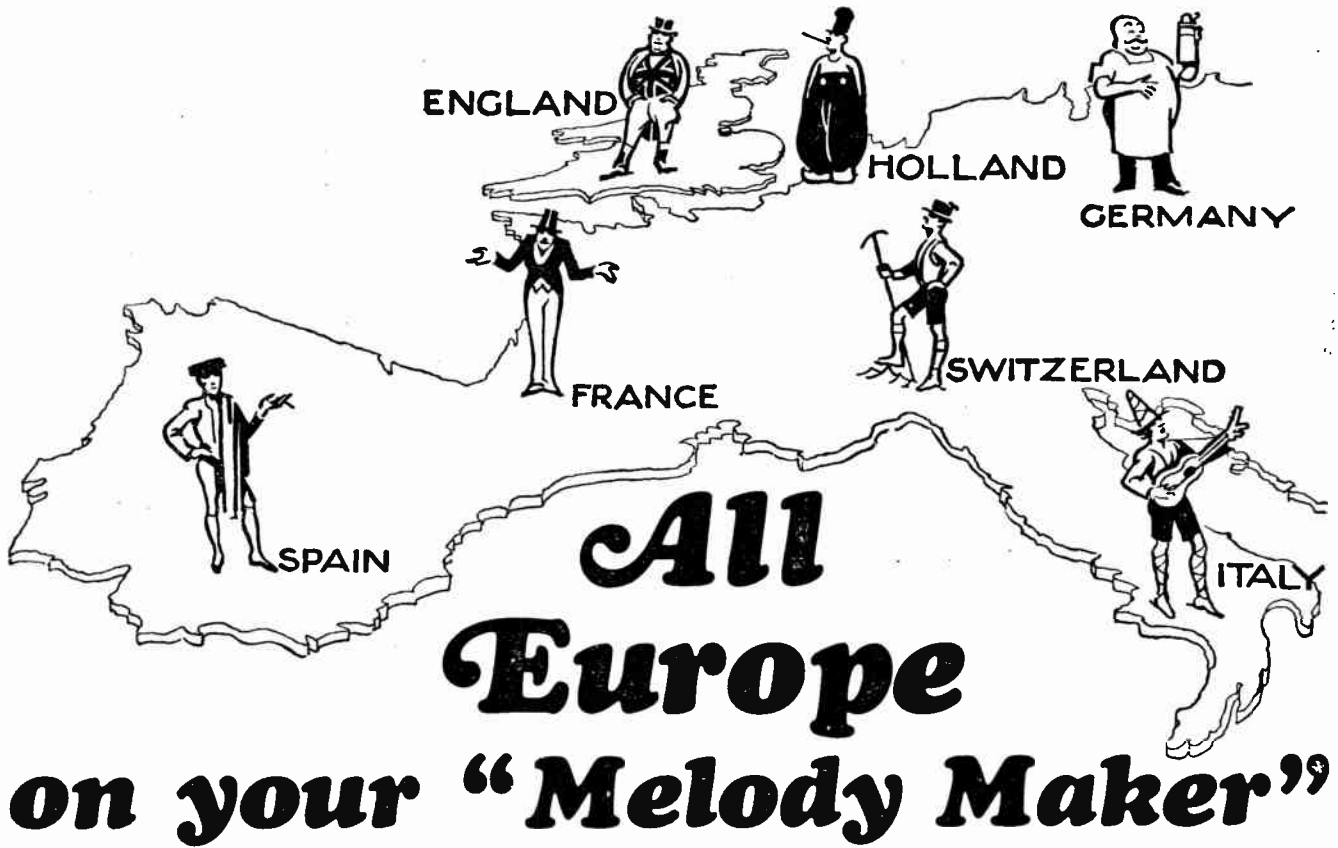
# "GEEKO"

USE the new Osram Valves with the New Filament

## RADIO ACCUMULATORS

Adm. of The General Electric Co., Ltd., Magnet House, Kingsway, London, W.C.2.

B11 Advertisements for "The Wireless World" are only accepted from firms we believe to be thoroughly reliable.



DON'T be tied to one Broadcasting Station. Build the wonderful Cossor "Melody Maker" and choose your Radio music from among the best programmes of Europe. Gay Spanish dance tunes—rich melody from Italy—swinging fox-trots from Germany—cheery light opera from France—tuneful music from Holland—all these countries are well within your reach with a Cossor "Melody Maker." It's the sensation of the season. Tens of thousands all over the country have built it. Never before has any Receiver aroused such enthusiasm. By reason of its amazingly simple construction (the new simplified system evolved by Cossor enables anyone without previous Radio knowledge to build it in an evening) and its low cost (the few parts necessary can be bought from any Wireless Dealer) first-class Radio has at last been brought within the reach of thousands hitherto denied its pleasures. Ask your Dealer for a free copy of the full size building plan, "How to build the Cossor 'Melody Maker'" or post the coupon to-day.



Send this Coupon to-day

To A. C. Cossor, Ltd.  
 Highbury Grove, London, N.  
 Please send me free of charge one copy of  
 "How to build the Cossor 'Melody Maker.'"  
 Name .....  
 Address .....  
 W.W. ....

Build the wonderful  
**COSSOR**  
 "Melody Maker"

Mention of "The Wireless World," when writing to advertisers, will ensure prompt attention.

# The Wireless World

AND  
RADIO REVIEW  
(15<sup>th</sup> Year of Publication)

No. 429.

WEDNESDAY, NOVEMBER 16TH, 1927.

VOL. XXI. No. 20.

Editor : HUGH S. POCOCK.

Assistant Editor : F. H. HAYNES.

Editorial Offices : 139-40, FLEET STREET, LONDON, E.C.4

Editorial Telephone : City 4011 (3 lines).

Advertising and Publishing Offices : DORSET HOUSE, TUDOR STREET, LONDON, E.C.4.

Telephone : City 2847 (13 lines).

Telegrams : "Ethaworld, Fleet, London."

COVENTRY : Hertford Street.

BIRMINGHAM : Guildhall Buildings, Navigation Street.

MANCHESTER : 199, Deansgate.

Telegrams : "Cyclist Coventry."  
Telephone : 5210 Coventry.

Telegrams : "Autopress, Birmingham."  
Telephone : 2970 and 2971 Midland.

Telegrams : "11176, Manchester."  
Telephone : 8270 and 8971 City.

Subscription Rates : Home, 17s. 4d.; Canada, 17s. 4d.; other countries abroad, 19s. 6d. per annum.

*As many of the circuits and apparatus described in these pages are covered by patents, readers are advised, before making use of them, to satisfy themselves that they would not be infringing patents.*

## BUYER'S GUIDE TO SETS.



IN this issue we include our annual feature of a list with essential details and prices of commercial receivers. Our reason for publishing the list at this period of the year is that we are thereby able to include the manufacturers' new models produced for the Olympia Show.

In addition to the list of sets, we give an analysis of features in set design, so that the trend of development can be seen at a glance.

o o o o

## EMPIRE BROADCASTING.

ONE or two of our friends who have been following with close interest our campaign for the establishment of an Empire broadcasting station have taken us to task somewhat for what they regard as our attitude of "burying the hatchet" with the B.B.C. in our editorial reference to the subject in the issue of November 2nd. Perhaps a word of explanation is necessary in order that our readers may be quite clear as to our attitude.

In our comment in the issue of November 2nd, after congratulating the B.B.C. on the establishment of an experimental short-wave station at Chelmsford, we expressed the view that if the B.B.C. would continue in this new spirit and press on to the development of an Empire broadcasting service then we, for our part, intended to forget their unfortunate past record of procrastination and pessimism. It has been pointed out to us that although the B.B.C. are at last doing something in the direction of short-wave transmissions, it is not Empire broadcasting, but a series of short-wave tests carried out in conjunction not with the Empire, but with the United States of America, and that we are, therefore, no nearer Empire broadcasting than we were. With this point of view we disagree. The initial short-wave transmissions must, of necessity, be in the nature of experiments. There is much work to be done and experience to be

gained before short-wave broadcasting to the Empire can be perfected, and we are fortunate in having the co-operation of America in the initial tests. In the meantime, the distant parts of the Empire which have shown their enthusiasm for an Empire broadcasting service have also their part to play; they can now get busy with improving their methods of reception of the Chelmsford station, and can develop the best system for rebroadcasting the reception on their own broadcasting stations. When they are able to do this with a reasonable degree of success it will then be time enough to make arrangements for Empire programmes. For the moment, let us concentrate on improving the machinery wherewith to bring the programmes into the homes of the Empire.

o o o o

## DAVENTRY 1,600 METRES.

A RECENT letter published in these columns, in which it was suggested that with the construction of the regional scheme the Daventry 1,600-metre station should be abolished altogether, has met with a storm of protest from listeners in various parts of the country, particularly those who have the misfortune to live in areas affected by Morse. It would seem that there may be some foundation for the anxiety concerning the possibility of that station being abandoned, for that some rumour to that effect is abroad is indicated by the fact that from our American correspondent we hear that the keenest interest on the part of the American manufacturers is shown in the reported prospect that Daventry will either be closed down or abandon its 1,600-metre wave. At the present time Canada, with a population of less than 10 millions, is America's largest radio customer abroad. Obviously, therefore, the prospect of a new market of approximately 40 millions, if the wave-band requirements of British and American broadcast receivers are to be identical is interesting to the American manufacturer.





## EXPONENTIAL LOUD-SPEAKER HORNS.

### General Principles of Loud-speaker Horn Design.

By A. DINSDALE.

WHEN broadcasting first started, the only type of loud-speaker on the market was one which had been expressly designed for wireless telegraph work, and it had a straight conical horn. This was soon found to be unsatisfactory, so the shape of the horn was altered to various forms suggested by the prevailing gramophone practice. The results were still unsatisfactory, for the shapes and dimensions were chosen at random, with no real understanding of the principles involved.

Only recently has it been realised that our ideas as to the function of the horn were all wrong. According to Clinton R. Hanna and Dr. Slepian, the Westinghouse engineers responsible for the development of the exponential horn, the horn of either a loud-speaker or a gramophone is *not* a mechanical amplifier of sound waves, as it was formerly held to be. Nor is it necessary for the horn to resonate in order to perform the duty assigned to it. In fact, the best horns do not resonate strongly at any frequency.

#### Sound Radiation.

The true function of a loud-speaker horn, according to the above-mentioned engineers, is to act as a sound radiator, in much the same fashion as a transmitting aerial acts as a radiator of electromagnetic waves. The horn, therefore, really acts as a coupling device between the transmitter, *i.e.*, the telephone diaphragm, and the transmission medium, *i.e.*, the atmosphere.

A wireless transmitter would be of very little use without an aerial. It would radiate to some extent, but in order to achieve the best results an aerial, or radiator, is necessary. The same thing applies to a telephone diaphragm. Of itself, it is capable of radiating sound, but only in very small volume. Its "transmitting range" is small. This range can be increased by increasing the

size of the diaphragm, just as the range of an aerial-less wireless transmitter can be increased by increasing the power of the set. In both cases, the latter alternative would be highly inefficient, and in the case of the diaphragm, serious mechanical difficulties would immediately appear with any increase in physical dimensions.

Thus, by coupling a diaphragm to the air by means of a properly designed horn, very large amounts of sound can be radiated into the atmosphere by the use of quite a small telephone unit.

The question now arises as to how the horn succeeds in acting as a radiator.

Delving into elementary physics for a moment, we find that, in a mechanical system, power is measured by multiplying together force and velocity. Therefore, in the case of two vibrating diaphragms of widely different size, radiating equal amounts of sound power when moving with the same velocity, the total force must be the same in each case.

This means that the pressure per square inch on the smaller diaphragm must be very much higher than it is on the larger. The device which is responsible for this state of affairs is the horn. For a given velocity it causes the pressure per square inch on the surface of the diaphragm to be very much greater than it would be if the diaphragm were allowed to vibrate freely in air.

The horn, therefore, increases the force exerted by the diaphragm; or, in other words, it makes the diaphragm work harder than it would otherwise be able to do. Instead of acting as an amplifier, as it was thought to do, the horn's function is to place a greater load on the diaphragm. Fitting a horn to a diaphragm may, therefore, be compared to increasing the radiation resistance of an aerial in order to extend the transmitting range of the station.

It is therefore clear that, in order to achieve the most

**Exponential Loud-Speaker Horns.—**

efficient transformation of electrical energy into mechanical energy, the diameter and mass of the diaphragm deserve careful attention, so that it shall match the impedance of the horn. In this article, however, we are solely concerned with the horn itself.

**Definition of an "Exponential" Horn.**

The perfect reproducer functions uniformly over the entire range of frequencies that it is called upon to handle, and the best type of horn is that which enables this desirable accomplishment to be achieved.

For all horns of a given size, *i.e.*, same length and terminal areas, it has been demonstrated that the exponentially shaped horn comes nearest to fulfilling the above specification. The secret, therefore, lies in the contour of the horn, that is, the manner of tapering.

An exponential horn (sometimes referred to as a logarithmic horn) may be somewhat loosely defined as one which doubles its diameter at equal intervals along its length. Whereas a conical horn increases in diameter by a constant additive factor per unit of length, the exponential horn increases its diameter by a *constant multiple* per unit of length.

This definition does fairly well for a straight horn of round or square section, but as we desire to deal with horns of other shapes, we must be more scientifically accurate and define the exponential horn as one whose *cross-sectional area* doubles at equal intervals throughout its length.

For example, if the area of the throat, or narrow end of the horn is half a square inch, the area one foot from the end will be one square inch; at two feet from the end, two square inches; at three feet from the end, four square inches, and so on. This is an example of an exponential horn in which the area doubles every foot. If the area doubled at lesser intervals, the horn would be described as expanding more rapidly; if the area doubled at longer intervals, the horn would be said to expand at a lower rate.

Upon the rate of expansion depends the "cut-off" frequency of the horn, that is to say, the lowest frequency at which it will radiate uniformly. Below the cut-off frequency the radiation falls off with increasing rapidity.

A horn whose cross-sectional area doubles every foot cuts off at 64 cycles. One expanding half as rapidly, *i.e.*, doubling its area every *two* feet, cuts off at 32 cycles; and a horn expanding twice as rapidly, *i.e.*, every six inches, cuts off at 128 cycles. Thus, the contour (and length) of an exponential horn is determined by the value of the lowest frequency it is desired to reproduce without loss of volume. The curve given in Fig. 1 will make this clear.

It should be mentioned in passing that the question of the length of the horn is purely incidental, not fundamental. This will be more clearly understood later.

**The Mouth of the Horn.**

Having ascertained from Fig. 1 the rate of expansion, according to the selected cut-off frequency, we automatically determine the contour or shape of the horn. The next point to be settled is how far the horn should be extended before being terminated at the mouth. This

is not a question of length. The fundamental requirement is the area of the mouth.

As already stated, a good horn should not resonate strongly at any frequency within the band it is desired to reproduce. In order to prevent air-column resonance, therefore, the mouth of the horn should be large enough to transmit to the atmosphere without reflection the pressures emanating from the interior of the horn. That is the ideal. Its practical achievement is, of course, virtually impossible, like the achievement of most other ideals. The difficulty in this case is that air waves emanating from within the confining walls of the horn are subject to a sudden relief of pressure immediately they are released into the free atmosphere.

However, if the diameter of the mouth is made equal to one-quarter of the wavelength corresponding to the cut-off frequency of the horn, the amount of resonance due to reflection will be extremely small.

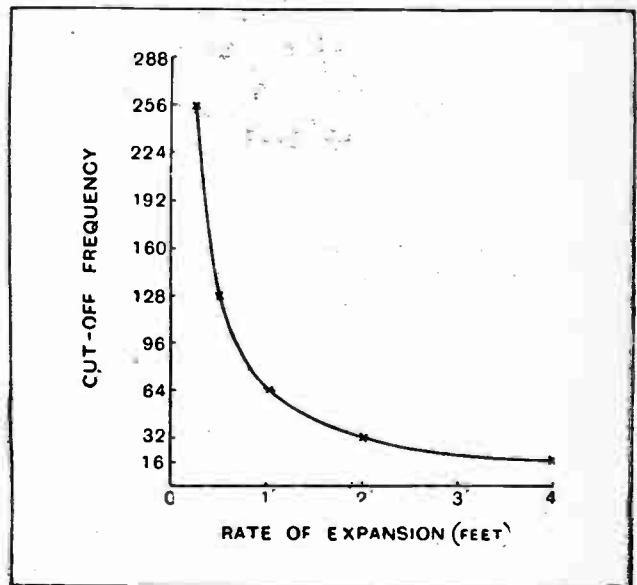


Fig. 1.—Curve showing relationship between cut-off frequency and rate of expansion of an exponential horn.

Since the velocity of sound in air is 1,120 ft. per second, the wavelength in feet corresponding to the predetermined cut-off frequency is obtained by dividing 1,120 by the frequency. A round horn should then be extended until the diameter of its mouth is equal to about one-quarter of the wavelength. The relationship between the cut-off frequency and the diameter of the mouth of a round horn is clearly shown in the curve given in Fig. 2.

In the case of a square horn, or one of any other shape, the conditions will be met equally well if the dimensions of the mouth are made such that the area approximately equals that of the mouth of a circular horn.

From the lower cut-off frequency we have now determined the rate of expansion of the horn, or contour, and the diameter of the mouth. We have now to settle the size of the throat.

Having already likened a loud-speaker horn to a transmitting aerial, we will continue to trace the simile, in this case likening the throat of the horn to the aerial lead-in.

**Exponential Loud-Speaker Horns.—**

The dimensions of the flat top of a transmitting aerial depend chiefly upon the frequency of the transmitted wave, and we have just seen that the size of the large end of a loud-speaker does, too. The physical arrangement and dimensions of an aerial lead-in depend largely upon the power to be handled, and the same applies roughly to the throat of a loud-speaker horn. As in everything else electrical and mechanical, it is a case of arranging for the most convenient method of coupling between the driver and the driven—in this case, between the diaphragm and the air within the horn, so that the imprisoned air shall be acted upon to the best advantage.

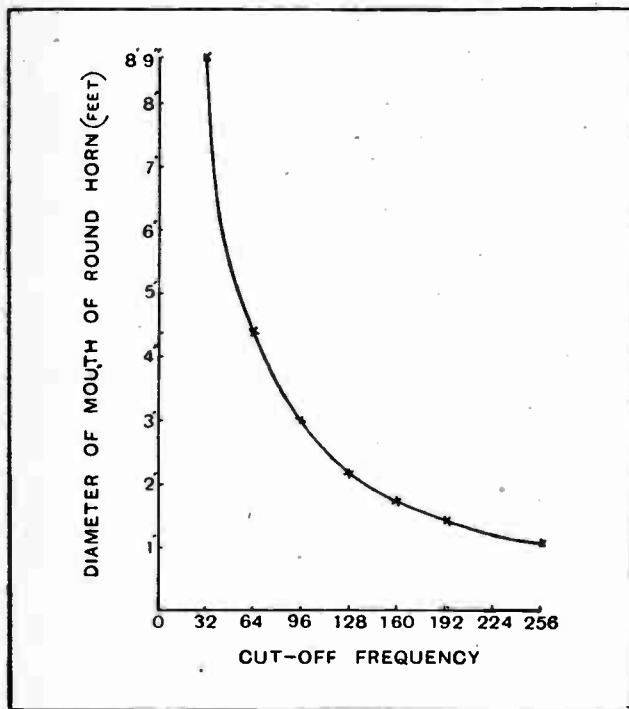


Fig. 2.—Relationship between cut-off frequency and diameter of mouth of a circular-section exponential horn.

The area of the throat, therefore, depends upon the vibrating mechanism, or diaphragm, and it is fixed by three factors: (1) the mass of the diaphragm, (2) the area of the diaphragm, (3) the highest frequency that the horn is required to reproduce with uniformity.

In order to obtain a thorough grasp of this part of the problem, it is necessary to get a clear idea of the manner in which the horn loads the diaphragm. To that end, let us consider a diaphragm vibrating so that every part of it is moving through the same amplitude, like a piston. Under such conditions it is pumping air in and out of the throat of the horn, and if the air cavity just over the diaphragm is small, almost all the air displaced by the diaphragm will move into the horn, only a small fraction of the diaphragm motion being lost in compressing the air within the cavity.

As an example, let us assume that the diaphragm, by virtue of its vibratory movement, moves 100 cubic inches of air per second into the horn. If the latter has a

throat area of half a square inch the velocity of the air in the throat will be  $\frac{100}{0.5}$ , or 200 inches per second. If

the area of the throat were only one-quarter square inch, the velocity would be twice as great, or 400 inches per second.

Now, it is a characteristic of a horn that when air is being pumped in and out of its throat at a frequency greater than the cut-off frequency, a pressure is created. This pressure, known as the radiation pressure, is directly proportional to the velocity of the air at the throat, and reacts back into the cavity and all over the surface of the diaphragm. It is like a back E.M.F. in an electrical circuit, or the radiation resistance of an aerial.

This back pressure of air on to the diaphragm will be greater for a horn having a smaller throat, because the velocity of the air through the throat is greater. Thus, the total force exerted on the diaphragm, which is the product of the pressure and the area of the diaphragm, will be greater.

Part of the force employed in vibrating the diaphragm will be utilised to overcome the radiation pressure, and part will be used to overcome the inertia of the diaphragm itself, just as part of an electrical force is spent in overcoming the back E.M.F., and part in overcoming the resistance of the circuit. In the first case, as in the second, it is desirable that as much energy as possible be spent in overcoming the radiation pressure, *i.e.*, in doing useful work, over as great a part of the range of frequencies required as possible. In order to achieve this, the radiation pressure must be high, and therefore the throat of the horn must be made relatively small. In practice, the actual dimensions should be such that the throat of the horn makes a good fit with the particular reproducing unit selected for the job.

The requirements of a good horn may thus be summed up under the following three heads:—

(1) It must be exponential in shape in order to transmit the lower frequencies.

(2) The mouth must be large in order to eliminate noticeable horn resonance.

(3) The throat must be relatively small in order to cause sufficient radiation pressure to be exerted on the vibrating diaphragm.


The latter requirement makes for small vibrating mechanisms, of which more anon. All three requirements make for a long horn, but, as already stated, length is merely incidental, not fundamental. All good horns are long, but the exponentially shaped horn is shorter than any other horn covering the same range of frequencies, and it has the added advantage of being free from horn resonance.

(To be continued.)

Wireless World . . .

### “SUPER - SEVEN.”

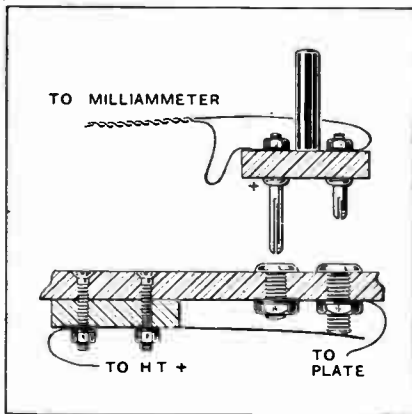
The concluding instalment of the above constructional article will be included in our next issue.



A Section Devoted to New Ideas and Practical Devices.

**MILLIAMMETER CONNECTIONS.**

It is common practice nowadays to insert a milliammeter in series with the final plate circuit of a multi-stage L.F. amplifier, as any movement of the needle will show that distortion is taking place in the last valve circuit due to overloading or incorrect grid bias or high tension. If it is desired to ascertain if distortion is taking place in any preceding stage, it is necessary to disconnect the meter and to connect it in turn in each of the other circuits. This could be done by means of switches or by a plug and jacks.



Automatic switching arrangement for connecting milliammeter in anode circuit.

The accompanying rough sketch shows a simple home-made arrangement to do this costing only a few pence, all that is required being two valve pins, two or more flush-mounted valve sockets, a piece of scrap ebonite and a piece of springy brass.

When the plug is inserted, the brass strip is forced down by the

longer pin, thus opening the plate circuit and inserting the milliammeter at the same time. E. C. M.

□ □ □ □

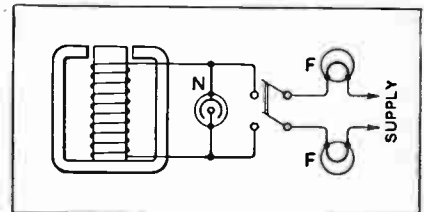
**SAFETY RESISTANCE FOR LOUD-SPEAKER FIELD MAGNETS.**

The growing popularity of loud-speakers of the moving-coil type has brought to the attention of many the large inductive "kick" obtained on breaking a circuit containing considerable potential energy in a magnetic form. The effect is very familiar to those accustomed to large electrical machinery, and, in fact, the sudden rupture of the field circuit of a large generator would probably result in a breakdown. The transient voltage generated is proportional to the inductance and to the rate at which the current is varied. Thus if a coil of 200 henries carrying 0.1 ampere has its current reduced to zero at a uniform rate in 1/100th of a second, the "kick" E.M.F. maintained for that period is  $200 \times 0.1 \times 100 = 2,000$  volts.

In the case of a Rice-Kellogg field magnet working at 100 volts and taking approximately 0.1 ampere, the effect was distinctly annoying, as each time it was switched off the lamp fuses protecting the circuit were blown. This led to a trial of a shunt resistance across the coil, but, as the resistance had to be low enough to pass a current of the order of that taken by the coil in order to be of any use, the disadvantage of this method was obvious. What was wanted was a resistance which would only pass current when the voltage rose above normal. This requirement is admirably fulfilled by the

neon lamp, which does not pass any current until the voltage across its terminals is of the order of 160. The current then rises very rapidly indeed.

The field coil can thus be connected as shown in the diagram where N is the lamp; F, F are fuses, usually small flash-lamp bulbs. It is not essential for the switch to be double-pole, but it should be of the quick-break variety. It will be found that all objectionable surges are abolished, as on switching off, the neon lamp discharges anything over 160 volts, while drawing no current when the coil is in use. With a coil working between about 150 and 300 volts, two lamps in series must be used.



Neon lamp safety resistance to prevent surges when breaking loud-speaker field-magnet current.

The commercial neon lamp usually contains a wire-wound ballast resistance in the cap, and this should be removed for satisfactory results, though it is understood to be possible to obtain lamps with the resistance omitted. The side of the cap can be punctured and cut away sufficiently to allow the resistance to be short-circuited, or alternatively the whole cap may be removed by unsoldering the contacts and nipping the brass so as to draw it away.

M. G. S.



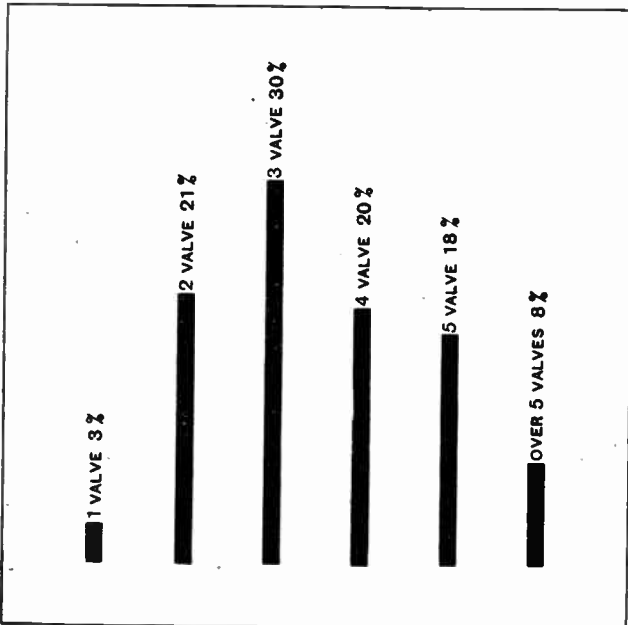
# RECEIVING SETS OF TO-DAY

A Review of Current Practice.

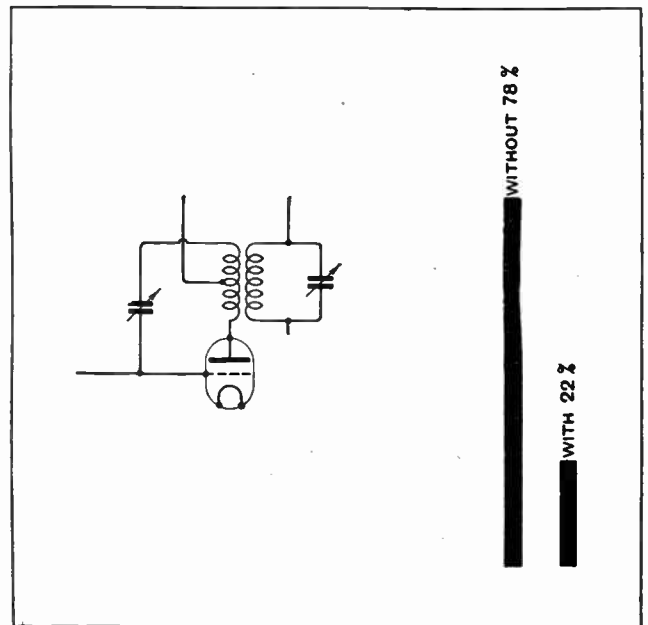
“WHAT kind of set shall I buy?” is a question often asked of the wireless enthusiast, and one which is by no means easy to answer. The greater his knowledge the more difficult does it become to reconcile his, perhaps, exaggerated ideas to the modest requirements of the enquirer. On the other hand,

realise how vague is the general idea of set performance. One is forced to take the initiative and usually compromise between conditions, cost, and the desired results.

By question 1 it is ascertained whether an elevated, indoor, or frame aerial is to be used, strongly recommending the first, tolerating the second, and adopting the last only under compulsion. Question 2 should deal with alternative programmes, London area listeners requiring 5GB, and in provincial areas 5XX. The problem of selectivity must not be overlooked under this heading.



**TYPES OF SETS.**—Although there are actually more types of receivers in which three valves are employed, the two-valve set is probably the most popular.



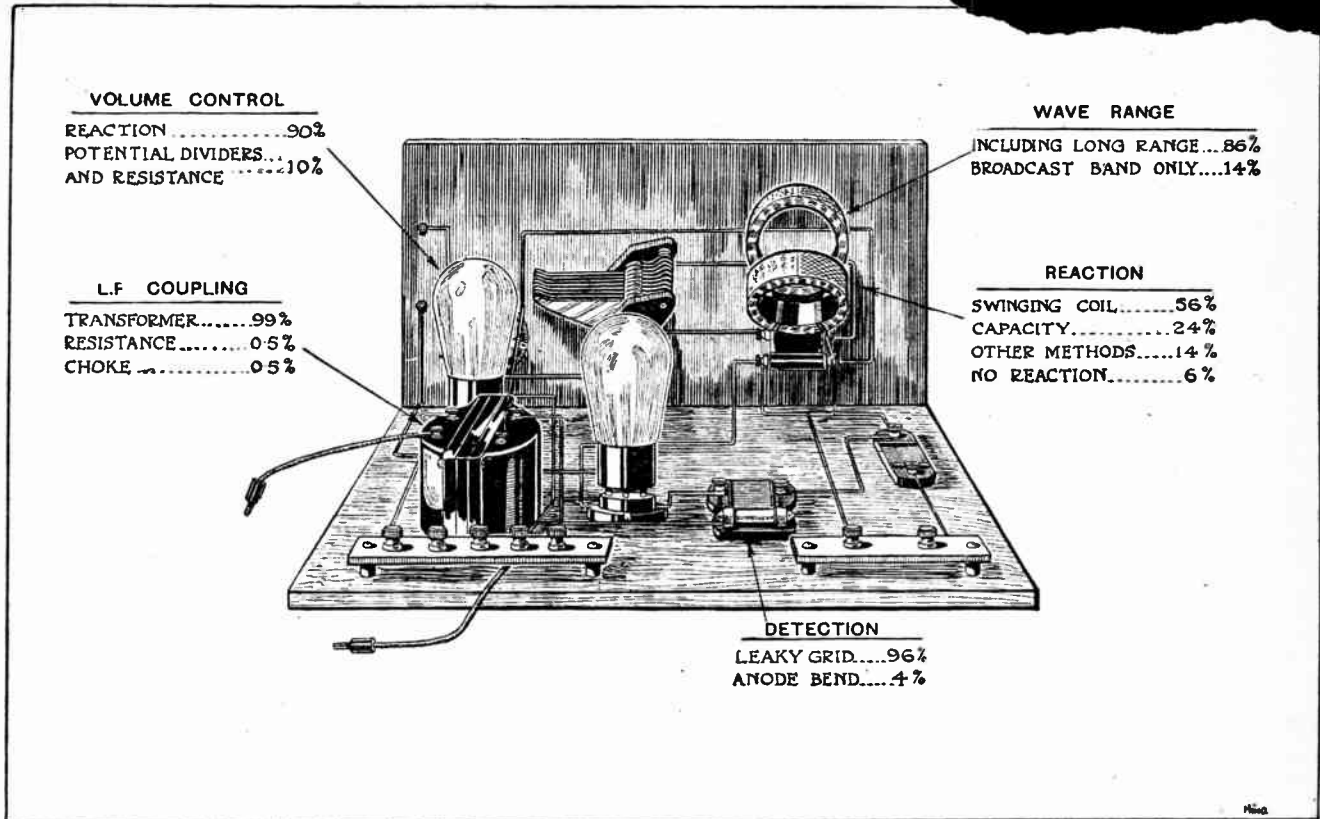
**STABILISED H.F. STAGES.**—It is significant to note that comparatively few sets are stabilised by neutralising.

the expert is not infrequently asked to recommend a set capable of long-range loud-speaker reception, possibly with one-dial tuning and a guaranteed performance superior even to his own prized and carefully developed set.

To endeavour to elucidate requirements is to at once

Question 3 reveals the source of power. If electric supply is available, whether A.C. or D.C., it will ultimately be adopted as a source of H.T., even for the modest two-valve set. Battery charging may also have to be considered. In brief this is best done by interposing the accumulator battery in a circuit carrying the required





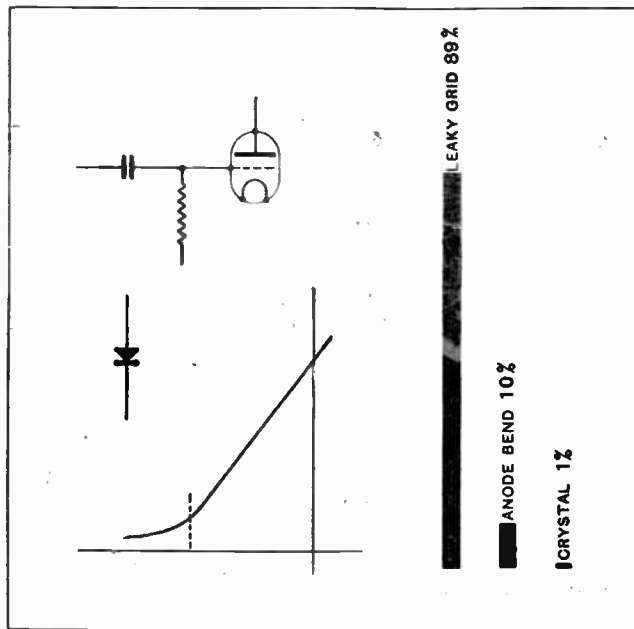
**TWO-VALVE RECEIVER DESIGN.**—A marked similarity exists between all two-valve receivers. From the figures given here it is apparent that the majority of sets comprise interchangeable coils, swinging coil reaction, leaky grid detection and transformer L.F. coupling.

current in the case of D.C., while an A.C. rectifier giving 3 to 5 amperes will keep the L.T. battery in good condition. Question 4 should relate to volume and quality. The common form of cone loud-speaker generally fulfils the ordinary requirements. Care is necessary to select a model capable of giving pleasing results, and at the same time being reasonably sensitive. Horn models may sometimes give louder signals on a limited output. Do not entertain the idea of setting up a moving coil loud-speaker, which incidentally is in great demand to-day, unless heavy filament current consumption valves, possibly parallel-connected, are to be used in the output stage, a high anode voltage is available, and a source of field current, either D.C. or rectified A.C. These needs can only be met when supply mains are available.

**The Popular Two-valve Set.**

In this country there are more two-valve sets sold than the sum total of all other types. Such a set gives local station loud-speaker reception with a small elevated aerial, and with the aid of reaction provides alternative programmes. It consumes about 0.2 ampere, so that over 100 hours' reception can be obtained at a cost of not more than 1s. The H.T. battery of 100 volts costs some 15s., and if it is required to deliver only about 5 mA. will give from three to six months' service. With a single tuning control the set is easy to operate, and the whole outfit, including aerial and royalties, need only cost from £5 to £8.

Of the three-valve sets on the market the majority consist of detector valve with reaction followed by two L.F. stages. Although little improving the range of recep-

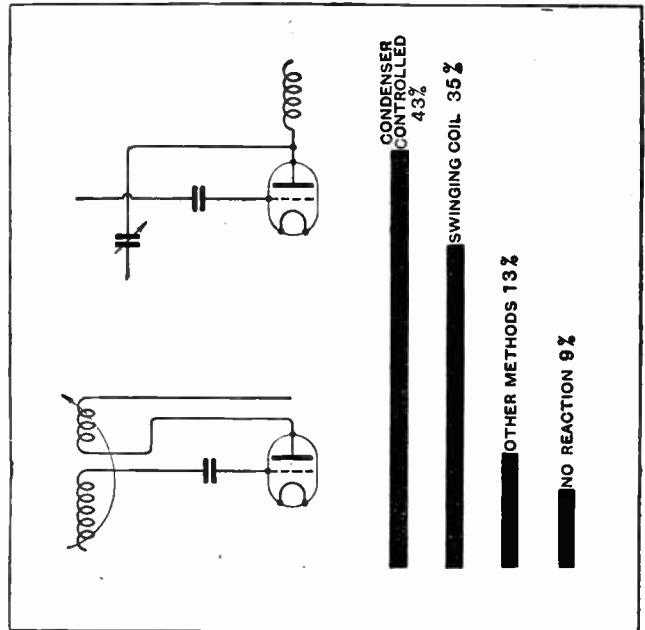


**DETECTION.**—This data, compiled from all types of valve receivers, clearly indicates that leaky grid detection still predominates.

tion as compared with the two-valve outfit, the set is more suited for quality reproduction from a large loud-speaker. The first L.F. stage may be resistance-coupled, the detector valve being an anode bend rectifier. Few three-valve sets are available incorporating an H.F. amplifier. Such sets can be regarded as selective long-range receivers giving only moderate loud-speaker results.

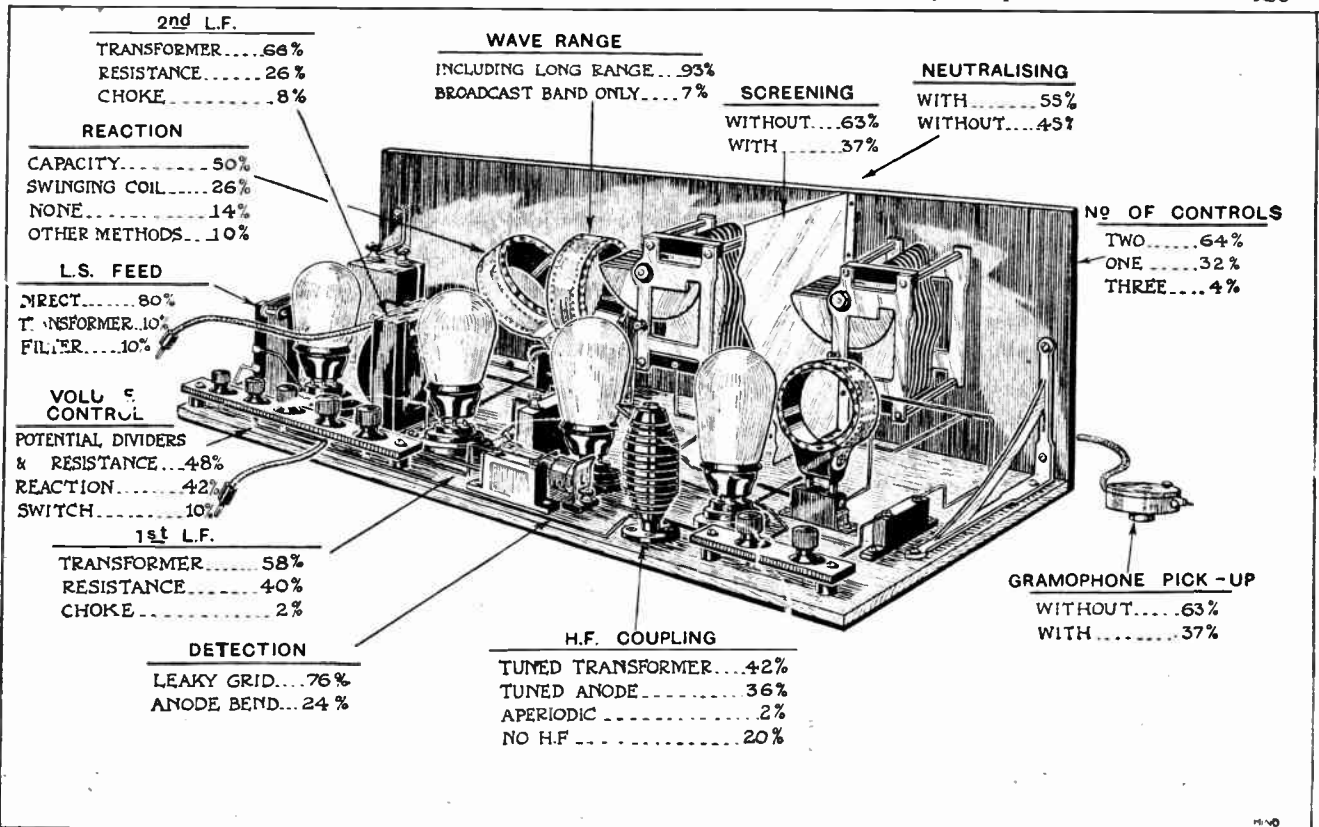
### For Long-range Loud-speaker Reception.

When distant-station reception is needed a minimum of four valves is to be stipulated. This limitation to four valves for long-range loud-speaker reception is only permissible when the high-frequency amplifier has been carefully designed. A well-designed set is easy to tune, should not self-oscillate, as evidenced by heterodyne whistle, and, on a good outdoor aerial, during the hours of darkness, bring in stations at intervals of every few degrees on the dials. As two L.F. stages are provided the output power valve will draw a current of between 8 and 20 amperes from the high-tension battery. It is for this reason that the "super" high-tension batteries have been introduced, and their adoption is an economy in the long run. As the first three valves may only draw a high-tension current totalling 2 or 3 mA., they may be fed from a small type 100-volt battery, permitting of a very simple form of single voltage battery eliminator, feeding only the output stage. In this way the risk of mains noises occurring, particularly in the case of an oscillating receiver, is avoided. Including the four

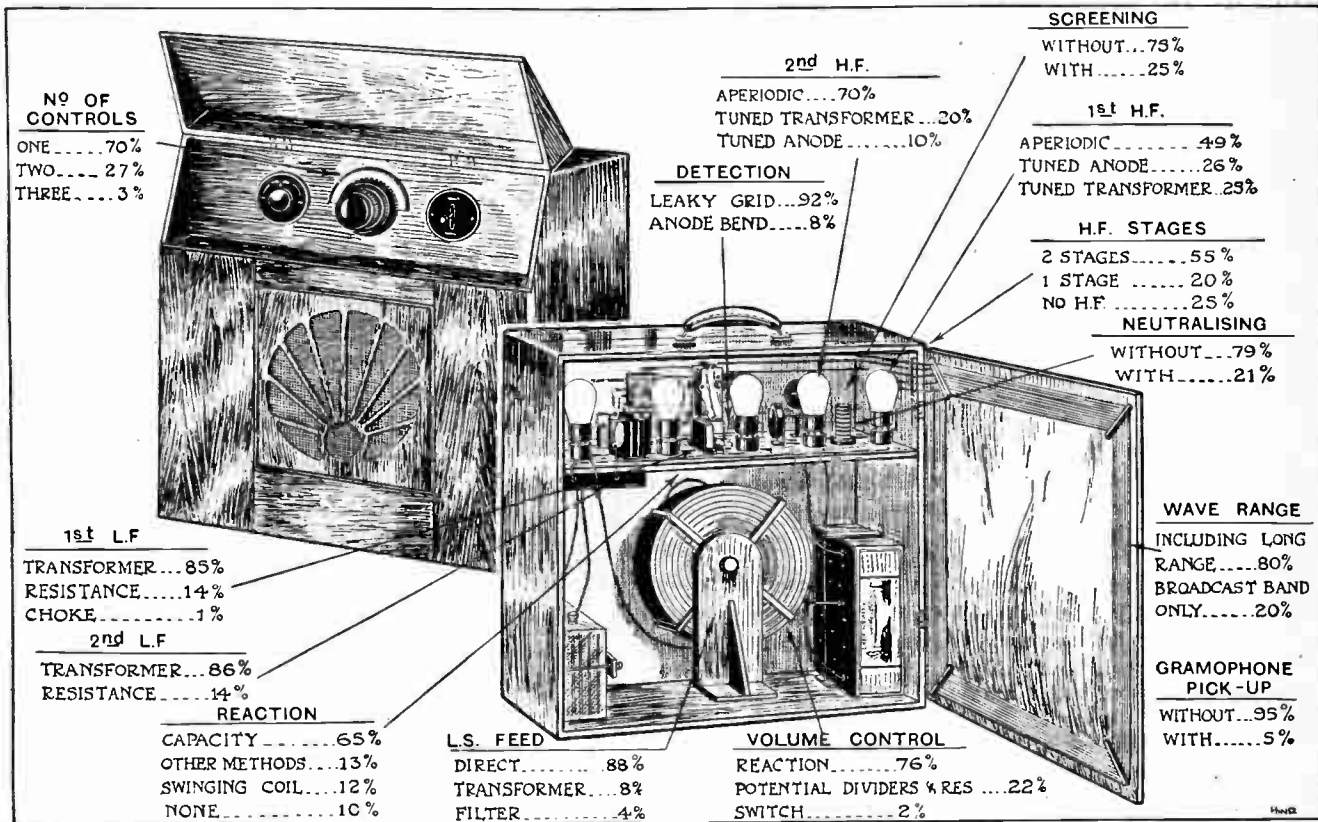


**REACTION COUPLING.**—That more sets have condenser controlled reaction is due to the general adoption of this method in portable sets.

valves, a six-volt L.T. battery, large type H.T. battery of 150 volts, and a good cone type loud-speaker, a four-valve outfit can to-day be purchased for about £30.



**FOUR-VALVE RECEIVERS.**—Some of the figures given here, indicate an important trend in design. Note in particular the significance of anode bend detection, the extensive use of screening, that several sets have no reaction control and that many are fitted with resistance volume control as well as a provision for gramophone pick-up.



**PORTABLE AND SELF-CONTAINED RECEIVERS.**—Compare these figures with those of the four-valve cabinet type set. There are distinct differences of circuit principle and actual design.

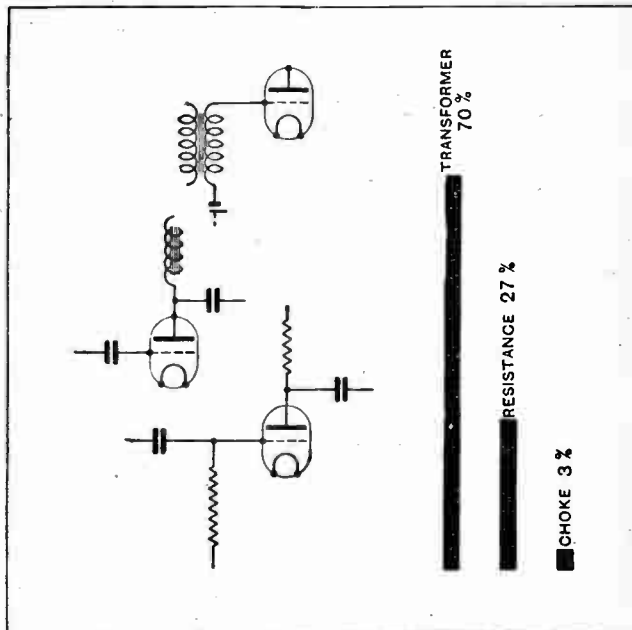
Outfits at lower cost will be seen to be available in the following pages, while the price of the more expensive models is usually made up by the cost of a superior cabinet.

It must not be thought that five-valve sets of the cabinet type are almost non-existent, owing to the vogue of the five-valve portable or self-contained set. Certain manufacturers, however, for long-range reception prefer to provide two high-frequency amplifying stages of robust construction in place of a high-efficiency single-stage. Compared with the four-valve set the extra filament and anode current consumed is of small importance, and there is perhaps a growing tendency towards the adoption of the "five." Wave changing in long-range five-valve receivers presents formidable constructional difficulties tending to appreciably increase the cost of production. Ease of operation with absence of heterodyning should be looked for in selecting a receiver of this class.

**Self-contained and Portable Sets.**

During the past two years the five-valve portable receiver has become exceedingly popular. Portability is not always the feature that recommends its adoption, and its rapid development marks the demand for a self-contained set. Several sets classified as "portables" in the following pages are specified by their makers as merely being self-contained. Limitations of space prevent the use of high-efficiency single-stage amplifiers, though generally the additional stage more than makes up for the smaller amplification obtained by untuned H.F.

couplings. Portable receiver design is made unduly difficult by the need for tuning to the 1,600-metre band as well as normal broadcast wavelengths. Little can be



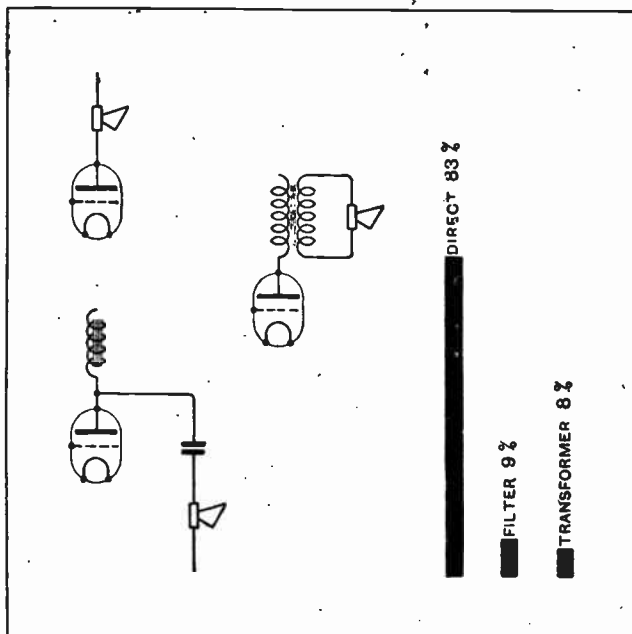
**L.F. COUPLING.**—That the majority of L.F. valves are transformer coupled is a condition supported by the predominance of leaky grid detection.

**Receiving Sets of To-day.—**

said by way of definitely specifying the arrangement of controls of the self-contained receiver. On the other hand, no advice is required when determining whether or not such a set meets the requirements of a home receiver. Range and quality with ease of control are its principal merits. Hours of running with the self-contained batteries should also be investigated. The merit of a set is only judged by its comparison with others.

**Receivers de Luxe.**

The easiest class of set to recommend or pass judgment on is one which has been constructed regardless of cost. Built into a large cabinet it might include a large frame aerial suitably placed for local station reception, with provision for connection to an elevated aerial, the two-stage H.F. amplifier might be one-dial controlled with logarithmic condensers having adjustable minimum capacities. Detection might be carried out with an anode bend detector, or even a two-electrode valve, avoiding overloading, while the L.F. amplifier could incorporate resistance and transformer coupling with, perhaps, a push-pull input to the power stage and a push-pull output transformer. Battery power for filament heating can be derived from the mains by means of a two-way key arranged to charge a reserve battery. A high-voltage battery eliminator, or, in the case of D.C. supply, a battery charger, might feed 350 volts to one or more parallel-connected output valves, indicating meters showing anode current and anode and filament potentials. With the cabinet forming a baffle of liberal size, a moving



**LOUD-SPEAKER FEED.**—Low cost of production probably accounts for the large number of receivers in which no provision is made to keep the D.C. component out of the loud-speaker.

coil loud-speaker mounted behind a grill at its centre may be brought into operation by a plunger switch, volume control being obtained without adjustment of tuning.

**A BATTERY ELIMINATOR WARNING.**

**W**HERE an H.T. battery eliminator is used on alternating current mains great care must be taken that at no time is the eliminator allowed to run "light" with no current being drawn from its output terminals. This warning is applicable to instruments which do not include a potential divider, which is the case in many such instruments designed and made to deliver a single voltage.

If such an eliminator is run light the voltage applied to the smoothing condensers rises very far above the normal working voltage, and these condensers, unless of exceptionally robust construction, may very probably break down under the strain. An eliminator designed to deliver 200 volts on load will probably incorporate a transformer delivering about 275 volts of A.C. to the rectifying valves, and if no current is taken the condensers will charge up at least to the corresponding peak voltage, which is about 390 volts. If the apparatus is then switched on and off a few times, current surges on switching on may develop momentarily higher voltages still, which are passed through the valves into the condensers and there retained. Under such conditions even a thousand volts is a possible voltage.

**Switch off H.T. before L.T.**

It will be seen, then, that if the condensers are designed to withstand only the normal working voltages, with a reasonable margin for safety, they may quite conceivably

break down, with disastrous results not only to themselves but also, in all likelihood, to the rectifying valves and the transformer as well.

High voltages such as these might easily be obtained, even with the eliminator permanently connected to the receiving set, by switching the L.T. and H.T. off and on again in the wrong order. Suppose that, after using the receiver, the L.T. supply is switched off, the set then takes no load, and in the few moments that elapse before the eliminator is in turn switched off the condensers are charged up to the full peak voltage delivered by the transformer. The condensers will retain this charge, and if, subsequently, the eliminator is switched on before the valve filaments of the receiving set are lighted, the momentary voltage developed at the moment of switching on, superimposed on the peak voltage already present, might well cause a breakdown of the insulation in the condensers.

In all cases, therefore, an eliminator working off A.C. mains might incorporate within itself a resistance shunted across the output so that at least a small current is taken at all times, thus entirely preventing the development of these destructively high voltages. This resistance need not pass a heavy current; if it takes no more than one-tenth of the normal load it will act as an effectual safeguard against mishaps of this type without appreciably increasing either the first cost of the instrument or the power consumption when in use. A. L. M. S.

# BUYERS' GUIDE, 1927-28.

The "Wireless World" Reference List of Receiving Sets.

## CABINET-TYPE RECEIVERS, EXCLUDING PORTABLES AND SELF-CONTAINED SETS.

ABBREVIATIONS USED IN THE TABLES.—High-frequency Stages: Ap = Aperiodic Interstage Coupling. TT = Tuned H.F. Transformer. TA = Tuned Anode. Detection: LG = Grid Condenser and Leak. AB = Anode Bend. Low-frequency Stages: TC = Transformer Coupled. RC = Resistance-capacity Coupled. Ch = Choke-capacity Coupled. Reaction: CC = Condenser-controlled, generally in conjunction with a fixed coil and H.F. choke. SC = Swinging or Rotary Coil.

Manufacturer.	Trade Name of Set.	Style of Cabinet.	Valves.							No. of Tuning Controls (excluding Reaction).	Reaction.	Wave Range (Metres).	Dimensions.	Price of Receiver only (including Royalties).	Remarks.
			H.F.	H.F.	H.F.	D.	L.F.	L.F.	L.F.						
Arclite, Ltd., 54, Theobalds Road, London, W.C.1.	Arclite Popular R.R. III	—	—	—	—	LG	RC	RC	—	One	S.C.	300-500 and 1,000-2,500	10½ × 7½ × 5½ in.	£ 12 s. 0 d.	Complete with accessories and loud-speaker.
" " " "	Arclite Home No. 1 Cabinet Model.	Home cabinet	—	Ap	Ap	LG	RC	RC	—	One	"	"	"	"	"
Automobile Accessories (Bristol) Ltd., 17, Redcliffe Street, Bristol.	P.D. Mark XXI.	Flat oak cabinet	—	—	—	LG	—	—	—	One	'P.D.' Spec. Unit	300-500 and 1,000-2,000	9 × 6"	2 10 0	Receiver only with loading-coil socket for intermediate wavelength.
" " " "	P.D. " XV.	"	—	—	—	LG	TC	—	—	One	"	300-500 and 1,000-2,000	9 × 6"	4 8 0	"
" " " "	P.D. " XV. A.	Oak American cabinet	—	—	—	LG	TC	—	—	One	"	"	12 × 9 × 7½"	5 9 0	"
" " " "	P.D. " VIII.	Oak, roll top	—	—	—	LG	TC	TC	—	One	"	"	15 × 10"	12 17 6	Tuning fixed when set is instal'ed. Change-over switch for Davenport.
" " " "	P.D. " XIV. A.	Oak, American cabinet	—	—	—	LG	TC	TC	—	—	"	"	12 × 9 × 7½"	8 12 6	"
" " " "	P.D. " XVI. A.	"	—	—	—	LG	TC	TC	—	One	'P.D.' Spec. Unit	"	12 × 9 × 7½"	8 3 6	Loading-coil socket for intermediate wavelength.
" " " "	P.D. " XIX.	Oak or mahogany, American cabinet.	—	—	—	LG	TC	TC	—	One	C.C.	"	22 × 13½ × 10"	12 17 6	"
" " " "	P.D. " XIX. S.	Mahogany, totally enclosed cabinet with stand, and cupboard for batteries.	—	—	—	LG	TC	TC	—	One	C.C.	"	—	17 1 6	"
" " " "	P.D. " XX.	Oak or mahogany, American cabinet.	—	—	—	TT	AB	TC	—	Two	C.C.	"	22 × 13½ × 10"	14 17 6	With calibration chart.
" " " "	P.D. " XVII.	" with drop front.	—	—	—	TT	AB	TC	TC	Two	C.C.	"	26 × 13 × 11"	18 10 0	"
" " " "	P.D. " XVII. S.	Oak or mahogany, totally enclosed with stand and loud-speaker.	—	—	—	TT	AB	TC	TC	Two	C.C.	"	—	27 19 0	"
Auto Sundries, Ltd., 10A, Lower Grosvenor Place, London, S.W.1.	R.S.N.	—	—	*	*	*	*	*	*	One	—	250-550	22 × 10 × 11"	22 10 0	* 5 valves special cascade R.C. circuit. Complete with valves, batteries and frame aerial.
Barnett & Soans, Sheep Street, Kettering.	Barsone 2-valve	Oak box	—	—	—	LG	TC	—	—	One	S.C.	250-3,000	9 × 9 × 9"	8 15 0	Price complete with valves, batteries and accumulator, £11 10s.
" " " "	Barsone 3-valve	Mahogany cabinet	—	—	—	LG	RC	RC	—	One	S.C.	250-3,000	23 × 12 × 12"	13 7 0	Price complete with valves, batteries and accumulator, £16 10s.
" " " "	Barsone 4-valve	Mahogany cabinet	—	—	—	LG	RC	RC	RC	One	S.C.	250-3,000	23 × 12 × 12"	15 10 0	Price complete with valves, batteries and accumulator, £19 15s.
Baty, Ernest J., 157, Dunstable Road, Luton, Beds.	Baty Two	Mahogany cabinet	—	—	—	AB or Cry.	TC	—	—	Three	—	200-2,000	13 × 7 × 10"	18 0 0	Complete with Main's outfit.
" " " "	Baty Four	" on stand with cupboard.	—	—	—	TA AB or Cry.	TC	RC	—	Three	—	200-2,000	22 × 13 × 10"	36 0 0	" " "
Pedford Electrical & Radio Co., Ltd., 22 Campbell Road, Bedford.	Peerless 1-V., RC.	Oak cabinet, totally enclosed.	—	—	—	LG	—	—	—	—	C.C.	250-500 and 1,000-2,000	13 × 9 × 10"	6 2 6	Price with H.T. and L.T. batteries, valve and headphones, £8 17s.
" " " "	" 2-V., RC.	"	—	—	—	LG	RC	—	—	—	C.C.	"	16 × 9 × 10"	7 15 6	Price with H.T. and L.T. batteries, valves and loud-speaker, £12 12s.
" " " "	" 3-V., RC.	"	—	—	—	LG	RC	RC	—	—	C.C.	"	18 × 9 × 10"	10 7 6	" " " £16 15s.
" " " "	" 102, 2-V.	Oak cabinet with loud-speaker.	—	—	—	LG	TC	—	—	One	S.C.	250-2,000	19 × 19 × 9"	10 0 0	Including H.T. and L.T. batteries, valves, aerial and cone loud-speaker.
" " " "	" 102, 3-V.	"	—	—	—	LG	RC	TC	—	One	S.C.	250-2,000	19 × 19 × 9"	12 10 0	" " "



Manufacturer.	Trade Name of Set.	Style of Cabinet.	Valves.							No. of Tuning Controls (excluding Reaction).	Reaction.	Wave Range (Metres).	Dimensions.	Price of Receiver only (including Royalties).	Remarks.
			H.F.	H.F.	H.F.	D.	L.F.	L.F.	L.F.						
Bligh, S. W., 1 and 2, North Laue, Canterbury.	Bligh Duovalve	Mahogany cabinet	—	—	—	LG	TC	—	—	One	S.C.	180-3,000	in. 7 x 6 x 6"	£ s. d. 0 7 0	Price complete with valves, batteries and accumulator, and loud-speaker, £11 14s.
" " " "	" " de Luxe	Oak or mahogany cabinet.	—	—	—	LG	TC	—	—	One	S.C.	280-3,000	17 x 17 x 12"	18 1 0	Complete with valves, batteries, aerial unit and accumulator. (Loud-speaker extra.)
" " " "	Bligh Triovalve de Luxe	" "	—	—	—	LG	RC	RC	—	One	S.C.	280-3,000	17 x 17 x 12"	23 7 0	Complete with accessories as above. (Eliminator if required.)
" " " "	Bligh Radio/4	Oak or mahogany cabinet with doors.	—	—	TT	IG	TC	Ch	—	One	C.C.	250-550 and 1,000-2,000	25 x 20 x 14"	37 10 0	Complete with accessories, as above.
" " " "	Bligh Solodyne	Mahogany	—	TT	TT	IG	TC	Ch	—	One	C.C.	250-550 and 1,000-2,000	44 x 26 x 22"	72 10 0	Complete with loud-speaker and accessories as above, with eliminator.
Bowyer Lowe Co., Ltd., Radio Works, Letchworth, Herts.	Short-Wave 2-valve	Walnut	—	—	—	LG	TC	—	—	One	C.C.	20-200	18 x 11 x 6 1/2"	12 15 0	
" " " "	Short-Wave 3-valve	"	—	—	—	LG	TC	TC	—	One	C.C.	20-200	18 x 17 x 6 1/2"	16 7 6	
" " " "	Vox Populi, Model III. (2-valve).	Oak or walnut cabinet, holding batteries, sloping panel.	—	—	—	IG	TC	—	—	One	C.C.	250-2,000	22 x 10 x 11"	10 10 0	Price complete with valves, batteries and loud speaker, £14 9s. 6d.
" " " "	" (3-valve)	"	—	—	—	LG	TC	TC	—	One	C.C.	250-2,000	26 x 10 x 11"	13 10 0	Price with accessories as above, £18 7s.
" " " "	Standard Super-Heterodyne.	Walnut cabinet	*	*	*	*	*	*	*	Two	—	35-2,000	28 x 11 x 11"	37 17 6	* 7-valve super-Het.
Brandes, Ltd., 2 and 3, Norfolk Street, London, W.C.2	Brandset III. A.	Oak cabinet	—	—	—	LG	TC	TC	—	Two	S.C.	200-600 and 950-2,200	28 x 11 x 11"	42 10 0	* 8-valve super-Het.
" " " "	" III. B.	Oak cabinet with battery compartment.	—	—	—	LG	TC	TC	—	Two	S.C.	—	17 1/2 x 9 1/2 x 8 1/2"	8 12 6	No accessories.
British General Manufacturing Co., Ltd., Brockley Works, London, S.E.14.	All-wave	Oak cabinet, totally enclosed.	—	—	—	LG	TC	—	—	One	—	250-2,000	19 x 14 x 10"	8 0 0	Receiver only. Without valves, batteries or other accessories.
British Thomson-Houston Co., Ltd., Alma Street Works, Coventry.	2-valve L.F.	Semi-enclosed	—	—	—	LG	TC	—	—	One	S.C.	300-500 and 1,500-1,800	10 x 7 x 5"	4 15 0	Receiver only.
" " " "	Resistor Three	Mahogany cabinet, totally enclosed.	—	—	—	AB	RC	RC	—	One	C.C.	200-650 and 900-2,000	14 1/2 x 10 x 9 1/2"	9 17 6	"
Brownie Wireless Co., of Great Britain, Ltd., Nelson Street Works, Mornington Crescent, London, N.W.1.	Brownie 2-valver	Moulding	—	—	—	LG	TC	—	—	One	S.C.	200-500 and 1,000-2,000	—	3 15 0	Receiver only with two coils.
B.S.A. Radio, Ltd., Sparkbrook, Birmingham.	B.S.A., o-v-1	"	—	—	—	LG	TC	—	—	One	S.C.	250-1,800	7 1/2 x 13 x 8"	9 3 0	
" " " "	" o-v-2	"	—	—	—	LG	TC	TC	—	One	S.C.	250-1,800	8 x 11 1/2 x 12"	17 1 0	
" " " "	" o-v-3	"	—	—	—	LG	TC	TC	—	Two	S.C.	275-2,000	13 x 13 x 17 1/2"	32 6 0	
" " " "	" 1-v-2	"	—	—	TA	LG	TC	TC	—	Four	—	200-2,000	13 x 13 x 17 1/2"	29 14 0	
" " " "	" 7-valve	"	*	*	*	*	*	*	*	Two	—	200-2,000	13 x 22 x 17 1/2"	69 13 0	* 5-valve super-Het. 1 oscillation 1st Det. 2 intermediate (Ap.) with 2nd Det. (L.G.). H.T. eliminator can be used.
" " " "	" 8-valve	"	*	*	*	*	*	*	*	Two	—	200-2,000	13 x 20 1/2 x 13 1/2"	60 18 0	
Burdopt Wireless, Ltd., Blackheath, London, S.E.3.	Ethophone Two	Mahogany cabinet	—	—	—	LG	TC	—	—	One	S.C.	200-650 or 150-5,000	9 x 11 x 10"	8 5 0	Receiver only. Price with 2 valves, £9 8s.
" " " "	Ethophone Three	"	—	—	—	LG	RC	TC	—	One	C.C.	200-650 and 1,200-1,900	10 1/2 x 13 1/2 x 11"	13 17 6	Receiver only. Price with 3 valves, £15 18s. 6d.
" " " "	Ethophone Four	Mahogany cabinet, open front, double doors.	—	—	TA	LG	RC	TC	—	Two	S.C.	150-5,000 or 280-525 or 150-5,000	20 x 12 x 11 1/2"	20 10 0	Receiver only (open front).
" " " "	Ethodyne	" open front, double doors	*	*	*	*	*	*	*	Two	C.C.	280-600 and 600-1,200 and 1,000-2,200	26 x 13 x 12"	22 10 0	" (doub e doors). 4 valves, £2 11s. 6d. extra. Provision for battery eliminator.
" " " "	Short-wave	Mahogany cabinet, completely shielded.	—	—	—	LG	RC	TC	—	Two and Vernier	C.C.	11.5-103	16 1/2 x 12 1/2 x 10 1/2"	50 12 6	* 7-valve super-Het. Receiver and two frame aerials, open front. Do. with double doors.
" " " "	Screened Four	"	—	—	TA	LG	RC	TC	—	Two	C.C.	200-570 and 750-2,000	17 x 16 x 12"	55 12 6	7 valves £4 3s. extra. Provision for battery eliminator. Including 3 valves and 8 coils.
Burne-Jones & Co., Ltd., 288, Borough High Street, London, S.E.1.	Magnum Cube	Cubical oak cabinet	—	—	—	LG	RC	RC	—	One	C.C.	250-550	12 x 12 x 12"	On application.	Shielded grid valve. Provision for battery eliminator.
" " " "	Magnum Purity Three	Oak cabinet	—	—	—	LG	RC	RC	—	One	C.C.	250-550 and 550-1,000	12 x 7 x 9"	12 7 6	Including aerial, H.T. and L.T. batteries.
" " " "	Magnum Screened Three	"	—	—	TT	LG	RC	—	—	One	C.C.	1,000-2,000	15 x 7 x 11"	8 3 6	Price with valves, aerial supplies, H.T. and L.T. batteries, £11 17s. 6d.
" " " "	Magnum Screened Four	"	—	—	TT	LG	RC	TC	—	One	C.C.	" "	15 x 7 x 13"	12 12 6	" " " £18 17s. 6d.
" " " "	Magnum Screened Five	"	—	—	TT	LG	RC	TC	—	One	C.C.	" "	17 x 7 x 16"	15 5 0	" " " £23
" " " "	"	"	—	—	—	—	—	—	—	One	C.C.	" "	17 x 7 x 16"	18 12 6	" " " £28 2s. 6d.

Manufacturer.	Trade Name of Set.	Style of Cabinet.	Valves.							No. of Tuning controls (excluding Reaction).	Reaction.	Wave Range (Metres).	Dimensions.	Price of Receiver only (including Royalties).	Remarks.	
			H.F.	H.F.	H.F.	D.	L.F.	L.F.	L.F.							
Cantophone Wireless Co., 310-312, Regent Street, London, W.1.	Cantophone V.2. ....	Mahogany cabinet enclosed.	—	—	—	LG	TC	—	—	One	C.C.	250-550 and 1,350-1,800	12 x 6 x 6"	£ s. d. 6 15 0	Price with valves, battery, accumulator and loud-speaker, £12 12s.	
	V.3. ....		—	—	—	LG	TC	TC	—	One	C.C.	250-550 and 1,000-2,000	12 x 6 x 6"	9 0 0	Price with valves, accumulator and H.T. battery, £15 15s.	
Castagnoli, Gordon, Castaphone Radio Works, 71, Culver Street, Colchester.	Castaphone E.II. ....	Mahogany cabinet ....	—	—	—	LG	TC	—	—	One	S.C.	250-550 and 1,000-2,000	9 x 6 x 8"	5 15 0	Price with valves, accumulator and H.T. battery, £7 10s.	
	33. ....		—	—	—	LG	TC	TC	—	One	S.C.	250-550 and 1,000-2,000	13½ x 7 x 9½"	11 17 6	For D.C. Mains. " " £15 5s. 3d.	
Climax Radio Electric Ltd., Quill Works, Putney, S.W.15.	Mains 4. ....	Oak, mahogany or walnut, totally enclosed.	—	—	—	TT	AB	RC	TC	Two	C.C.	200-500 and 750-2,000	18 x 18 x 10"	From £28 " £32	For D.C. Mains. " " £15 5s. 3d.	
Cole, E. K., Ltd., Ekco Works, London Road, Leigh-on-Sea.	Ekco, Mains II. ....	Mahogany cabinet, totally enclosed.	—	—	—	LG	TC	—	—	One	S.C.	300-550 and 1,200-2,000	12 x 12 x 5"	£14 (approx.)	Complete with valves and aerial. Including valves and loud-speaker (working off D.C. mains). (4 extra for A.C. Mains. For D.C. Mains. (valves extra).	
" " " "	" Mains III. ....	" " " "	—	—	—	TA	LG	TC	—	Two	C.C.	250-550 and 1,200-2,000	17 x 17 x 14"	27 1 6	For D.C. Mains. " " £12 6s. 6d.	
" " " "	" Mains IV. ....	" " " "	—	—	—	TA	LG	RC	TC	Two	C.C.	" "	17 x 17 x 15"	30 17 0	For D.C. Mains. " " £17 15 6	
Cook's Wireless Co., Ltd., 23, St. Helens Street, Ipswich.	C.W.C., 2-v. Popular. ....	Cabinet with space for batteries.	—	—	—	LG	TC	—	—	One	—	250-2,000	11 x 13 x 11½"	6 15 0	For A.C. Mains. " " £9 15 0	
" " " "	C.W.C., 3-v. Popular. ....	with sliding front.	—	—	—	LG	TC	RC	—	One	S.C.	" "	18½ x 11 x 12"	9 15 0	For A.C. Mains. " " £12 0 0	
" " " "	C.W.C., 4-v. Popular. ....	Cabinet with doors and battery container.	—	—	—	LG	TC	RC	RC	One	S.C.	" "	14½ x 11 x 11"	7 10 0	For D.C. Mains. " " £10 17 6	
" " " "	C.W.C., 2-v. Standard. ....	" " " "	—	—	—	LG	TC	RC	—	One	S.C.	" "	19 x 14 x 11"	12 0 0	For A.C. Mains. " " £12 0 0	
" " " "	C.W.C., 3-v. Standard. ....	Cabinet with revolving shutter and battery container.	—	—	—	LG	TC	RC	—	One	S.C.	" "	18½ x 13½ x 12"	14 5 0	For D.C. Mains. " " £20 0 0	
" " " "	C.W.C., 3-v. de Luxe. ....	" " " "	—	—	—	LG	TC	RC	—	One	S.C.	" "	18½ x 13½ x 12"	20 0 0	Including valves, battery accumulator and loud-speaker. Without accessories. Provision for battery eliminator.	
" " " "	C.W.C., 4-v. de Luxe. ....	" " " "	—	—	—	LG	TC	RC	RC	One	S.C.	" "	18½ x 13½ x 12"	27 0 0	On application	
Denison Bros., Halifax. ....	Celestaphone Three. ....	—	—	—	—	LG	TC	Ch	—	Two	S.C.	230-3,000	17 x 8 x 7"	20 0 0	Including valves, battery accumulator and loud-speaker. Without accessories. Provision for battery eliminator.	
" " " "	" Four. ....	American type. ....	—	—	—	AB	RC	RC	TC	Two	C.C.	17-70	29 x 8 x 12"	27 0 0	On application	
" " " "	" Orpheus Five. ....	" Chair side," pedestal period cabinets.	—	—	—	TT	AB	RC	Ch	TC	C.C.	230-500 and 850-1,900	37 x 12 x 10"	On application	Provision for battery eliminator.	
	" " " "	" " " "	—	—	—	TT	AB	RC	Ch	TC	C.C.	230-600 and 800-2,800	37 x 12 x 10"	On application	Provision for battery eliminator.	
Eagle Engineering Co., Ltd., Warwick.	Chakophone, 1A. ....	Open type in oak case.	—	—	—	LG	—	—	—	One	S.C.	250-2,000	10 x 8 x 6"	3 5 0	Price with valves, H.T. and L.T. batteries and headphones, £5 4s. 3d.	
" " " "	" No. 9. ....	Vertical panel in oak cabinet with compartment for H.T. battery.	—	—	—	LG	TC	—	—	One	S.C.	" "	12 x 8 x 12"	6 5 0	Price with valves, H.T. and L.T. batteries and loud-speaker, £10 4s. 3d. Provision for battery eliminator.	
" " " "	" Junior Two. ....	Oak cabinet enclosed.	—	—	—	LG	TC	—	—	One	S.C.	220-520 and 800-1,900	11 x 8 x 8"	5 0 0	Price with valves, H.T. and L.T. batteries and loud-speaker, £8 10s.	
" " " "	" Junior Three. ....	" " " "	—	—	—	LG	TC	TC	—	One	S.C.	" "	16 x 8 x 7½"	7 15 0	" " " " £12 6s. 6d.	
" " " "	" No. 1B. ....	" " " "	—	—	—	LG	TC	TC	—	One	S.C.	250-2,000	11 x 10 x 16½"	11 17 6	Price with valves, H.T. and L.T. batteries and built-in loud-speaker, £18 9s. Provision for battery eliminator.	
" " " "	" Cabinet Three. ....	" " " "	—	—	—	LG	TC	TC	—	One	S.C.	250-520 and 850-2,000	20 x 10 x 18"	15 12 6	Price with valves, H.T. and L.T. batteries and built-in loud-speaker, £18 9s. Provision for battery eliminator.	
" " " "	Everyman Four. ....	Oak cabinet, totally enclosed disappearing front.	—	—	—	TT	AB	RC	TC	Two	C.C.	250-520 and 1,000-2,000	22½ x 12½ x 11"	24 10 0	Price with valves, H.T. and L.T. batteries and Amplion cone loud-speaker, £35 17s. 9d.	
" " " "	Chakophone Five-valve (Everyman type).	Walnut cabinet, totally enclosed with disappearing front.	—	—	—	TT	TT	LG	TC	TC	Three	C.C.	250-520 and 1,000-2,000	26½ x 12½ x 12"	33 2 6	Price with valves only, £36 6s. 6d.
Ede, C., & Co., Ltd., Byfleet, Surrey	Orchestral Three. ....	Oak, American type.	—	—	—	LG	RC	RC	—	One	C.C.	45 upwards	19 x 7 x 7½"	10 5 6	With coil for broadcast band and G.B. battery. Mahogany cabinet, 10s. extra	
" " " "	Power Four. ....	" " " "	—	—	—	LG	RC	RC	RC	One	C.C.	" "	19 x 7 x 7½"	13 0 0	Receiver only. " " " "	
Edison Bell, Ltd., Glengall Road, London, S.E.15.	Gem. ....	Flat type. ....	—	—	—	LG	TC	—	—	One	S.C.	220-500 and 1,000-2,000	12½ x 10½ x 3½"	4 5 0	Receiver only. " " " "	
" " " "	Don. ....	—	—	—	—	LG	—	—	—	One	S.C.	250-520 and 1,000-2,000	9 x 8 x 8"	3 2 6	" " " "	
" " " "	Bijou. ....	—	—	—	—	LG	TC	—	—	One	S.C.	" "	12 x 10 x 10"	5 0 0	" " " "	
" " " "	Prince. ....	—	—	—	—	LG	TC	—	—	One	S.C.	" "	13 x 12 x 10"	5 15 0	" " " "	
" " " "	King. ....	Cabinet type. ....	—	—	—	LG	TC	RC	—	Two	S.C.	" "	14 x 9 x 6"	8 5 0	" " " "	
" " " "	Majestic. ....	" " " " totally enclosed.	—	—	—	TA	LC	TC	—	One	S.C.	250-3,000	31 x 11 x 10"	17 10 0	" " " "	



Manufacturer.	Trade Name of Set.	Style of Cabinet.	Valves.								No. of Tuning Controls (excluding Reaction).	Reaction.	Wave Range (Metres).	Dimensions.	Price of Receiver only (Including Royalties).	Remarks.
			H.F.	H.F.	H.F.	D.	L.F.	L.F.	L.F.	L.F.						
Gent & Co., Ltd., Faraday Works, Leicester.	Radiomatic D. ....	—	—	—	—	LG	TC	—	—	—	One	S.C.	—	10 x 8 x 8½"	£ 5. d. 8 5 0	Receiver only without valves. Provision for battery eliminator.
" " " "	Radiomatic E. ....	—	—	—	—	LG	TC	Ch	—	—	One	C.C.	280-500 and 1,000-1,800	7½ x 11 x 16½"	13 17 6	" "
" " " "	Radiomatic C. ....	—	—	—	TA	LG	TC	Ch	—	—	Two	C.C.	" "	26½ x 11 x 9½"	22 5 0	With valves. Provision for battery eliminator. Receiver only.
Gillan Radio Electric, Ltd., 64, High Holborn, London, W.C.1.	Gillan I. ....	Mahogany vertical panel.	—	—	—	LG	—	—	—	—	One	S.C.	—	9 x 7 x 6"	3 13 6	Receiver only w thout valves.
" " " "	Gillan II. ....	Oak or mahogany vertical panel.	—	—	—	LG	TC	—	—	—	One	S.C.	—	14 x 10 x 9"	7 5 0	Receiver only.
" " " "	Gillan III. ....	Oak or mahogany vertical panel.	—	—	—	LG	TC	RC	—	—	One	S.C.	—	16 x 10 x 10"	12 7 6	Receiver only.
" " " "	Gillan III. A. ....	" " " "	—	—	TA	LG	TC	—	—	—	Two	S.C.	—	16 x 10 x 10"	19 7 6	"
" " " "	Gillan L.G. III. ....	Mahogany " totally enclosed with battery compartment.	—	—	—	LG	TC	RC	—	—	One	S.C.	—	16 x 14 x 14"	14 9 6	"
" " " "	Gillan IV. ....	Oak or mahogany vertical panel.	—	—	TA	LG	TC	RC	—	—	Two	S.C.	—	16 x 10 x 10"	16 2 0	"
" " " "	Monodyne IV. ....	Oak or mahogany, totally enclosed with compartment for batteries.	—	—	Ap	LG	TC	TC	—	—	One	S.C.	200-500 and 1,000-2,000	18 x 16 x 12"	25 0 0	Provision for battery eliminator.
Goulden, H.J., Ltd., 39-40, High Street, Canterbury.	Itonaphone. ....	Oak or mahogany, open vignette.	—	—	—	LG	TC	—	—	—	One	S.C.	250-2,500	13 x 11 x 9"	16 16 0	Complete with all accessories, including loud-speaker and aerial.
Graves, J. G., Ltd., Westville, Sheffield.	Vulcan 2. ....	Oak cabinet. ....	—	—	—	LG	RC	TC	—	—	One	S.C.	270-2,000	13 x 11 x 9" 10 x 8"	21 0 0 7 10 0	With " valves, " batteries, " loud-speaker" and aerial.
" " " "	Vulcan 3. ....	" " " "	—	—	—	IG	TC	TC	—	—	One	S.C.	250-3,000	14 x 8"	11 10 0	" " " "
" " " "	Aeolus 4. ....	" " " "	—	—	TA	TA	LG	TC	—	—	Three	—	" "	27 x 11 x 10"	24 10 0	" " " "
Hargave, Stanley, Ltd., Gay Street, Bath.	Harleyphone Three-valve.	Mahogany or oak, enclosed.	—	—	—	LG	TC	TC	—	—	One	C.C.	200-500 and 1,000-2,000	—	16 0 0	Receiver only. Price with valves, batteries and aerial supplies, £19 15s.
Hart Collins, Ltd., 38, Bessborough Road, Westminster, S.W.1.	Cabinet Model, 3-valve	—	—	—	—	IG	RC	RC	—	—	One	C.C.	200-500 and 900-2,000	16 x 12 x 7"	18 9 0	With valves, batteries and loud-speaker. Provision for battery eliminator.
" " " "	Orthosonic Spinrit, 8-v.	—	—	—	—	—	—	—	—	—	Two	C.C.	200-600 and 900-2,000	31 x 20 x 36"	71 6 0	* 8-valve Super-Heterodyne. With valves, H.T. and L.T. accumulators, and built-in loud-speaker. Provision for battery eliminator. With valves but not batteries. Provision for battery eliminator.
Henderson, W. J., & Co., Ltd., 381, Fulham Road, London, S.W.10.	Super-four. ....	—	—	—	TT	LG	TC	RC	—	—	One	C.C.	250-550 and 1,000-2,000	22 x 8 x 9"	25 15 0	Provision for battery eliminator.
Janes, W. H., 202, Dale Street, Chatham.	Janettephone. ....	Teak or mahogany, sloping front.	—	—	TA	LG	TC	TC	—	—	Two	S.C.	200-500 and 1,000-2,000	18 x 10 x 6"	16 10 0	Receiver only. Price with valves and batteries, £22 7s. 6d.
Lamplugh, S.A., Ltd., King's Road, Tyseley, Birmingham.	Popular II. ....	Oak cabinet with battery compartment.	—	—	—	LG	TC	—	—	—	Two	S.C.	250-500 and 1,000-2,000	19 x 9 x 5½"	6 5 0	—
" " " "	Popular III. ....	—	—	—	—	LG	TC	TC	—	—	Two	S.C.	" "	24 x 10½ x 9½"	8 11 6	—
" " " "	Quality II. ....	Oak cabinet, totally enclosed.	—	—	—	LG	TC	—	—	—	Two	S.C.	" "	21 x 9½ x 10½"	11 5 0	Receiver only. Price with valves, batteries and loud-speaker, £16 4s. 7d.
" " " "	Quality III. ....	" " " "	—	—	—	LG	TC	TC	—	—	Two	S.C.	" "	29 x 9½ x 10½"	14 17 6	Mahogany cabinet £1 extra. £20 18s. 3d.
London Electrical Co., 1, Sherborne Lane, London, E.C.	Lecodyne 2. ....	Oak or mahogany, open front.	—	—	—	LG	TC	—	—	—	One	C.C.	250-550 and 1,000-2,000	12 x 7 x 9"	6 5 0	Receiver only. Price with valves, batteries and loud-speaker, £10.
" " " "	" R.2. ....	" " " "	—	—	—	LG	TC	—	—	—	One	C.C.	" "	12 x 7 x 10"	9 0 0	Receiver only. Price with valves, batteries and loud-speaker, £16.
" " " "	" R.3. ....	totally enclosed.	—	—	—	LG	TC	Ch	—	—	One	C.C.	" "	16 x 7 x 10"	12 10 0	Complete with valves, batteries and loud-speaker.
" " " "	" R.4. ....	" " " "	—	—	TT	LG	TC	Ch	—	—	Two	C.C.	" "	21 x 8 x 10"	16 0 0	" " " "
McMichael, T., Ltd., Wexham Road, Slough.	M.H. Dimic Three. ....	Oak cabinet, enclosed.	—	—	—	LG	Ch	TC	—	—	One	C.C.	275-600 and 900-2,000	20½ x 12 x 11½"	12 17 6	Provision for battery eliminator.
" " " "	M.H. Dimic Four. ....	" " " "	—	—	TA	LG	Ch	TC	—	—	Two	C.C.	250-600 and 900-2,000	26½ x 11½ x 12"	20 7 0	" " " "
" " " "	M.H. Transportable Five. ....	" " " " with oak frame aerial.	—	—	—	LG	TC	TC	—	—	One	S.C.	270-2,000	130 x 20½ x 11½"	25 3 6	* Semi-Aperiodic-choke. † With frame aerial. Provision for battery eliminator.

Manufacturer.	Trade Name of Set.	Style of Cabinet.	Valves.				No. of Tuning Controls (excluding Reaction).	Reaction.	Wave Range (Metres).	Dimensions.	Price of Receiver only (including Royalties).	Remarks.			
			H.F.	H.F.	H.F.	D.							L.F.	L.F.	L.F.
Marconiphone Co., Ltd., 210-212, Tottenham Court Road, London, W.1.	Marconiphone VI. ...	Cabinet with vertical ebonite panel.	—	—	—	LG	—	—	—	One	—	300-4,600	8½ × 7½ × 6½"	£ s. d. 3 3 0	Receiver only.
" " " "	Sterling Anodion, 1-valve.	Desk type .....	—	—	—	LG	—	—	—	One	S.C.	225-925 and up to 5,000	9½ × 6½ × 11½"	2 14 6	Price with valve and batteries, £5 1s. Receiver only.
" " " "	Marconiphone 22 ....	Mahogany cabinet, vertical panel, hinged top.	—	—	—	LG	TC	—	—	One	S.C.	250-550 and 1,000-2,000	13 × 10½ × 9"	7 16 0	Price with valve and batteries, £4 19s. 10d. Receiver only. Prices complete (without loud-speaker) — 2-volt equipment, £11 7s. 4 " " £12 0s. 6d. 6 " " £13 19s. 6d. D.C. Mains " £15 15s. 6d. A.C. " " £19 8s.
" " " "	32 .....	Mahogany cabinet, sloping panel.	—	—	—	LG	TC	RC	—	One	S.C.	250-550 and 1,000-1,800	17½ × 10½ × 12½"	13 17 6	Receiver only. Prices of complete equipments, as above, £18 18s. 6d. to £26 16s.
" " " "	32A .....	Pedestal cabinet ....	—	—	—	LG	TC	RC	—	One	S.C.	" "	42½ × 17½ × 12½"	25 15 0	Receiver only.
" " " "	51 .....	Mahogany cabinet, sloping panel.	—	TA	TA	LG	TC	RC	—	One	C.C.	" "	22½ × 12½ × 14½"	27 2 6	Prices of complete equipments, as above, £34 6s. to £41 1s.
" " " "	51A .....	Mahogany cabinet. ....	—	TA	TA	LG	TC	RC	—	One	C.C.	" "	22 × 43½ × 15"	41 12 6	Receiver only.
" " " "	51B .....	Mahogany pedestal cabinet.	—	TA	1A	LG	TC	TC	—	One	C.C.	" "	22½ × 43½ × 15"	77 7 6	For D.C. Mains. Receiver only. For A.C. Mains. Complete equipment, D.C., £84 16s. 6d. Complete equipment A.C., £88 19s. 6d. R.K. moving coil, cone, loud-speaker * Special circuit.
" " " "	81 .....	Mahogany cabinet, sloping front.	TA	TA	2TA	*	TC	TC	—	Six	—	" "	25 × 16½ × 13½"	54 10 0	Receiver only. Price complete with valves, £64 18s.
" " " "	82 .....	" "	*	*	*	*	*	*	*	One	—	" "	24 × 41 × 17½"	59 5 0	* 8-valve Super Heterodyne. Receiver only. Valves and L.T. accumulator, £7 17s. 6d. extra. H.T. accumulator, £6 extra. Provision for eliminators. With valves only.
Metro-Vick Supplies, Ltd., 155, Charing Cross Road, London, W.C.2.	Cosmos, 3-valve .....	Circular moulded stand	—	—	—	LG	RC	RC	—	Two	S.C.	250-550 and 1,500-2,000	10" Diam. × 8"	6 5 0	In oak (mahogany, £3 10s. extra). Works off batteries or H.T. eliminator, complete with valves, batteries and headphones.
" " " "	Met-Vick 5 .....	Oak or mahogany cabinet.	—	TA	TA	LG	RC	RC	—	Four	C.C.	120-3,000	32 × 14 × 14"	38 15 0	In oak (mahogany, £3 10s. extra), complete with eliminators, valves and headphones.
" " " "	(b) A.C. Model .....	" "	—	TA	TA	LG	RC	RC	—	Four	C.C.	" "	32 × 14 × 14"	51 2 6	In oak (mahogany, £3 10s. extra), complete with eliminators, valves and headphones.
" " " "	(c) D.C.C. Model .....	" "	—	TA	TA	LG	RC	RC	—	Four	C.C.	" "	32 × 14 × 14"	51 2 6	In oak (mahogany, £3 10s. extra), complete as above.
Nutter, C. H. P., 243, Selhurst Road, South Norwood, London, S.E.25.	Standard Two .....	Oak table cabinet ....	—	—	—	LG	TC	—	—	One	S.C.	200-20,000	11 × 14 × 8"	12 12 0	Complete with valves, batteries, loud-speaker and aerial supplies.
" " " "	Mains Three .....	Jacobean oak, gramophone type, on legs.	—	—	—	AB	RC	RC	—	Two	C.C.	250-550 and 900-1,900	36 × 16 × 34"	47 5 0	Complete with valves, loud-speaker and aerial supplies. 2 rectifiers, and resistance lamp, for A.C. Mains.
Ormond Engineering Co., Ltd., 199-205, Pentonville Road, London, N.1.	Ormond, 2-valve ....	Oak cabinet .....	—	—	—	LG	TC	—	—	One	C.C.	250-550 and 1,000-2,000	7 × 11 × 10"	5 15 0	Receiver and coils only. Price with valves and batteries, £8 17s.
" " " "	" 3-valve ....	" .....	—	—	—	LG	TC	RC	—	One	C.C.	" "	7 × 14½ × 10"	8 7 6	Receiver and coils only. Price complete as above, £12. Loud-speaker, £3 3s. extra.
Oxford Wireless Telephony Co., Ltd., Titmouse Lane, Oxford.	Oxford Two .....	—	—	—	—	LG	TC	—	—	One	C.C.	20-1,800	14 × 14 × 9"	18 10 0	With valves and batteries.
" " " "	Oxford D.E. 3 .....	—	—	—	—	LG	TC	TC	—	One	C.C.	" "	14 × 14 × 9"	18 10 0	" " "
" " " "	Oxford Four .....	Flat cabinet .....	—	—	—	LG	TC	TC	RC	One	C.C.	" "	14 × 14 × 9"	18 10 0	" " "
Phillips, F. D., 42a, Catharine Street, Street, Liverpool.	Classic, 2-valve .....	Mahogany case, open front.	—	—	—	LG	TC	TC	—	One	C.C.	250-500 and 1,000-2,000	15 × 9 × 9½"	12 12 0	With 1 valves, batteries, and loud-speaker.
" " " "	" 3-valve .....	" "	—	—	—	LG	TC	TC	—	One	C.C.	250-500 and 1,000-2,000	18 × 9 × 9½"	16 16 0	" " " "
Pye, W. G., Ltd., Granta Works, Montague Road, Cambridge.	Pye 222 .....	—	—	—	—	LG	TC	—	—	One	C.C.	260-3,000	10½ × 9 × 7"	6 15 0	Receiver only with valves.
" " " "	Pye 720 .....	—	—	—	—	LG	TC	—	—	One	C.C.	260-2,170	19½ × 14 × 9½"	9 18 0	" " "
" " " "	Pye 730 .....	—	—	—	—	TT	LG	TC	—	Two	C.C.	230-560 and 1,000-2,000	17½ × 14½ × 17½"	17 1 0	" " "
" " " "	Pye 740 .....	—	—	—	—	TT	AB	RC	TC	Two	—	260-550 and 1,000-2,000	17½ × 14½ × 17½"	21 4 0	" " "
" " " "	Pye 740M .....	—	—	—	—	TT	AB	RC	TC	Two	—	" "	17½ × 14½ × 17½"	37 2 6	" " " " With unit for taking H.T., L.T., and G.B. supply from A.C. Mains.
" " " "	Pye 750 .....	—	—	—	—	TT	TT	LG	TC	Three	C.C.	200-600 and 900-2,700	31½ × 16 × 12"	38 13 0	Receiver only with valves.



Manufacturer.	Trade Name of Set.	Style of Cabinet.	Valves.							No. of Tuning Controls (excluding Reaction).	Reaction.	Wave Range (Metres).	Dimensions.	Price of Receiver only (including Royalties).	Remarks.
			H.F.	H.F.	H.F.	D.	L.F.	L.F.	L.F.						
Pye, W. G. Ltd., Granta Works, Montague Road, Cambridge.	Pye 830.....	—	—	—	—	LG	TC	TC	—	One	C.C.	270-570 and 890-2,280	in. 21×14×10½"	£ s. d. 16 1 0	Receiver only with valves.
R. M. Radio, Ltd., 19, Garrick Street, London, W.C.2.	—	—	—	—	*	*	*	*	—	1 or 2	—	200-2,000	—	40-100 guineas 10 5 0	* 2, 3 or 4 valves to order. With all accessories and loud-speaker. Receiver only.
Radiax, Ltd., 16, Palmer Place, Holloway Road, London, N.7.	Challenge, No. 46 ...	Oak cabinet, totally enclosed.	—	—	TA	LG	TC	—	—	Two	C.C.	250-550 and 1,100-2,000	18×9×12"	13 10 0	"
" " " "	" No. 48 ...	" "	—	—	TA	LG	TC	TC	—	Two	C.C.	" "	21×9×12"	16 15 0	"
" " " "	" No. 50 ...	" "	—	—	TA	LG	RC	RC	TC	Two	C.C.	" "	25½×9×12"	16 15 0	"
Radiocraft Supplies, Ltd., The Arcade, Walsall.	Radiocraft, A.R. 2 ...	American type cabinet	—	—	—	LG	TC	—	—	One	S.C.	200-500 and 1,000-2,000	12×7×8"	5 10 0	With valves and batteries.
" " " "	" A.R. 3 ...	" enclosed table type.	—	—	—	LG	RC	TC	—	One	S.C.	" "	15×5½×8"	8 10 0	" " "
" " " "	" Table Two	" "	—	—	—	LG	TC	—	—	One	S.C.	" "	12×12×36"†	7 0 0	" " "
" " " "	" Table Three	" "	—	—	—	LG	RC	TC	—	One	S.C.	" "	12×12×36"†	9 10 0	" " "
" " " "	" Screened Four	Mahogany cabinet with compartment for batteries.	—	—	TT	AB	RC	TC	—	Two	—	100-500 and 1,000-3,000	36×8×11"	28 0 0	With valves and batteries. Provision for eliminator.
Radio Instruments, Ltd., 12, Hyde Street, New Oxford Street, London, W.1.	Interdyne .....	Mahogany cabinet and front.	—	TT	TT	LG	RC	TC	—	One	C.C.	250-550	26×13½×13"	28 2 6	Receiver only. Price complete with valves and batteries, £37 8s. 8d.
" " " "	" .....	" "	—	TT	TT	LG	RC	TC	—	One	C.C.	250-500 and 1,000-2,000	26×23½×13½"	45 2 6	Receiver only. Price complete with valves and batteries, £34 8s. 8d.
Radio Supply Co., Superfone Works, Four Oaks, Birmingham.	Superfone Maxum II.	Mahogany cabinet...	—	—	—	LG	TC	—	—	One	—	200-600 and 1,000-2,000	11×11×6"	6 15 0	Receiver only.
" " " "	" Maxum III.	" "	—	—	—	LG	TC	RC	—	One	—	" "	11×11×6"	8 17 6	"
" " " "	" Maxum III.	" all enclosed, sloping and shaped front, compartment for batteries.	—	—	—	LG	TC	RC	—	One	S.C.	" "	19×10½×12½"	10 17 6	"
" " " "	" Maxum IV.	Mahogany cabinet, shaped front.	—	—	—	LG	TC	RC	RC	One	—	" "	19×9×8½"	14 10 0	"
Radolian Company, 52, Bushey Grove Road, Watford, Herts.	Radolian .....	Oak or mahogany, enclosed type.	—	—	—	AB	RC	RC	—	One	C.C.	300×550	14×7×10"	27 6 0	With valves and batteries. H.T. battery "Konverter" £10 10s. extra.
Read and Morris, Ltd., 31, East Castle Street, Oxford Street, London, W.	Home-Stations Mains	Mahogany cabinet, totally enclosed.	—	—	—	AB	TC	1C	—	One	—	300-600 and 1,000-2,600	18½×18×14"	45 0 0	For A.C. Mains, with valves.
" " " "	All-Stations Mains de Luxe.	Walnut or mahogany, totally enclosed.	—	TT	TT	LG	RC	TC	—	One	C.C.	250-550 and 1,000-2,000	23×11½×20½"	40 0 0	For D.C. Mains, with valves.
" " " "	" Special Power Model.	" "	—	TT	TT	LG	RC	TC	2TC	One	C.C.	" "	23×11½×20½"	75 0 0	For A.C. Mains, with valves.
" " " "	" Simplicity Five .....	" "	—	TA	TA	LG	TC	TC	—	Two	—	200-4,000	20×25×9½"	90 0 0	For A.C. Mains, with valves. Last stage, two valves in parallel. With coils but not valves. Provision for battery eliminators.
Regent Radio Supply Co., 21, Bartlett's Buildings, Holborn Circus, London, E.C.4.	Regentone D.C. Junior II.	Oak cabinet, totally enclosed.	—	—	—	LG	TC	—	—	One	S.C.	250-1,400	—	8 15 0	For D.C. Mains, with valves.
" " " "	Regentone, D.C. II. ...	Mahogany cabinet, totally enclosed.	—	—	—	LG	TC	—	—	One	S.C.	" "	—	17 15 0	" " "
" " " "	" D.C. III. ...	" "	—	—	—	LG	TC	RC	—	One	S.C.	" "	—	22 17 6	" " "
" " " "	" D.C. IV. ...	" "	—	—	TT	LG	TC	RC	—	Two	S.C.	" "	—	20 10 0	" " "
" " " "	" A.C. II. ...	" "	—	—	—	LG	TC	—	—	One	S.C.	" "	—	20 17 6	For A.C. Mains, " "
" " " "	" A.C. III. ...	" "	—	—	—	LG	TC	RC	—	One	S.C.	" "	—	27 10 0	" " "
" " " "	" A.C. IV. ...	" "	—	—	TT	LG	TC	RC	—	Two	S.C.	" "	—	35 2 6	" " "
Reproduction, Ltd., 5-7, Dysart Street, Finsbury Square, London, E.C.2.	Rhapsody-Twin, Type D.	Twin oak cabinet, totally enclosed.	*	*	*	*	*	*	*	Two	—	250-500 and 1,000-2,000	32×47×18"	126 0 0	* 3-valve Super-Heterodyne. Complete with valves, accumulator and H.T. eliminator. Two synchronised loud-speakers and gramophone pick-up.
Rothermel Radio Corporation of Great Britain, Ltd., 24-26, Maddox Street, Regent Street, London, W.1.	Rothermel Grebe.....	Walnut cabinet .....	—	TT	TT	LG	TC	TC	—	Three or One	—	150-600	22×13×9½"	30 12 6	—
" " " "	Rothermel "Crossley Bandbox.	Metal cabinet totally shielded.	2TT	TT	TT	LG	TC	TC	—	One	—	200-600	23×13×10½"	43 7 6	—
" " " "	Ruanymede Junior ..	Oak cabinet .....	—	—	—	LG	TC	—	—	One	—	" "	17×7½×5½"	20 11 0	—
Ruanymede Engineering & Electrical Co., Dacre House, Victoria Street, London, S.W.1.	Ruanymede Junior ..	Oak cabinet .....	—	—	—	LG	TC	—	—	One	S.C.	250-500 and 1,000-3,000	10×8×8"	5 10 0	Receiver only. Price with valves, batteries, loud-speaker and aerial supplies, £10.
" " " "	Ruanymede .....	Mahogany cabinet, totally enclosed.	—	—	—	LG	TC	—	—	One	S.C.	150×3,600	24×9×8"	9 15 0	Receiver only. Price with valves, batteries, loud-speaker and aerial supplies, £14 15s.
" " " "	" .....	" "	—	—	—	LG	TC	TC	—	One	S.C.	" "	24×9×8"	15 0 0	Receiver only. Price with accessories as above, £21 5s.

THE WIRELESS WORLD, November 16th, 1927.

Manufacturer.	Trade Name of Set	Style of Cabinet.	Valves.							No. of Tuning Controls (excluding Reaction).	Reaction.	Wave Range (Metres).	Dimensions.	Price of Receiver only (including Royalties).	Remarks.	
			H.F.	H.F.	H.F.	D.	L.F.	L.F.	L.F.							
Scott, James, & Co., 57-59, Queen Anne Street, Dunfermline.	Allseot III. B.	Mahogany cabinet, open front.	—	—	—	LG	TC	TC	—	One	S.C.	250-520 and 1,000-2,000	17x9x9"	£ s. d. 14 11 0	With valves and batteries.	
" " " "	" IV.	Oak or mahogany, with double doors.	—	—	—	TA	AB	TC	TC	—	Two	C.C.	250-550 and 1,000-2,000	23 10 0	Receiver and coils only.	
" " " "	" V.	" "	—	—	—	TA	TA	AB	TC	TC	Two	C.C.	" "	On application.	—	
Sherman, P., 12, River Street, Clerkenwell, E.C.1.	Claremont II.	Oak cabinet, with battery compartment.	—	—	—	LG	TC	—	—	Two	C.C.	200-500 and 1,000-2,000	24x10x10"	6 10 0	With valves, batteries and aerial supplies.	
" " " "	" III.	" " with logs	—	—	—	TT	LG	TC	—	Two	C.C.	" "	30x12x10"	10 0 0	With " valves, " batteries, " loud-speaker and " aerial supplies. Provision for " battery eliminator.	
" " " "	" IV.	" " with logs	—	—	—	TT	AB	TC	TC	Two	C.C.	" "	36x18x12"	18 10 0	With " valves, " batteries, " loud-speaker and " aerial supplies. Provision for " battery eliminator.	
Stanley, M., & Co., 174, London Road, Liverpool.	Stanaphone, Super-Two	Oak or mahogany cabinet.	—	—	—	LG	TC	—	—	One	C.C.	200-3,000	12x7x9"	7 15 0	With valves and batteries.	
" " " "	" Super-Three	" "	—	—	—	LG	RC	TC	—	One	C.C.	" "	12x7x9"	11 15 0	With valves and batteries. Provision for eliminator.	
" " " "	" Super-Four	" "	—	—	—	TT	AB	RC	TC	Two	C.C.	" "	16x7x9"	15 10 0	With " valves and " batteries. "	
Station "Radio Stores," 38, Palmer Street, Westminster, S.W.1.	S.R.S.	Cloth covered, with battery compartment.	—	—	—	LG	TC	—	—	One	S.C.	" "	15x12x9"	8 8 0	With " valves and " batteries. "	
" " " "	"	Mahogany cabinet, totally enclosed.	—	—	—	LG	TC	—	—	One	S.C.	—	15x12x9"	10 10 0	" " "	
" " " "	"	Cloth covered with battery compartment.	—	—	—	LG	TC	TC	—	One	S.C.	—	15x12x9"	10 10 0	" " "	
" " " "	"	Mahogany cabinet, totally enclosed.	—	—	—	LG	TC	TC	—	One	S.C.	—	15x12x9"	12 12 0	" " "	
Stevens, A. J., & Co. (1914), Ltd., Walsall Street, Wolverhampton.	Symphony Two-valve.	Mahogany cabinet, totally enclosed.	—	—	—	LG	TC	—	—	One	C.C.	250-550 and 900-2,400	22½ x 14½ x 10 ¼	15 0 0	With valves, batteries and aerial supplies.	
" " " "	" 3-valve	" "	—	—	—	LG	TC	—	—	One	C.C.	" "	22½ x 14½ x 10 ¼	22 10 0	" " "	
" " " "	" 6-valve Super-Het.	Table model, mahogany cabinet.	—	—	—	LG	TC	TC	—	Two	C.C.	250-540 and 900-2,000	24½ x 16½ x 11 ½	37 10 0	* Five "Valve Super-Heterodyne. " With valves, batteries, enclosed loud-speaker, coils and aerial supplies.	
" " " "	" 5-valve Super-Het.	Bureau model, Mahogany cabinet.	—	—	—	—	—	—	—	Two	C.C.	" "	23½ x 15½ x 39½	45 0 0	* Five valve Super Heterodyne. With accessories as above.	
" " " "	" 7-valve Super-Het.	Table model, mahogany cabinet.	—	—	—	—	—	—	—	Two	C.C.	" "	24½ x 16½ x 11 ½	52 10 0	* Seven valve Super-Heterodyne. With accessories as above and 2 frame aeri-als.	
" " " "	" 7-valve Super-Het.	Bureau model, mahogany cabinet	—	—	—	—	—	—	—	Two	C.C.	" "	23½ x 15½ x 39½	60 0 0	* Seven valve Super-Heterodyne. With accessories as above.	
Stockall Marples & Co., Ltd., 6-10, Clerkenwell Road, London, E.C.1.	Big Ben, A.W.3 Dual Programme.	Oak or mahogany cabinet, totally enclosed.	—	—	—	LG	TC	Ch	—	One	S.C.	200-500 and 1,000-2,000	24x11x9	24 16 9	With valves, batteries, coils, headphones and loud-speaker.	
Vandervell, C. A., & Co., Ltd., Warple Way, Acton, London, W.3.	Baby Grand, 3-v.	Pedestal type, totally enclosed.	—	—	—	LG	RC	TC	—	One	S.C.	200-500 and 1,000-2,000	31x27x20"	26 17 6	With valves, batteries and loud-speaker. Provision for battery eliminator.	
" " " "	" 4-v.	" "	—	—	—	TT	LG	RC	TC	Two	S.C.	" "	31x29x20"	32 10 0	" " "	
" " " "	" 5-v.	" "	—	—	—	Ap	Ap	LG	TC	One	C.C.	" "	31x27x20"	38 2 6	" " with " frame aerial.	
Warwick Radio Co., 22, St. Laurence Avenue, Warwick.	Warwick	Oak cabinet, totally enclosed.	—	—	—	LG	TC	—	—	One	S.C.	200-500 and 1,000-2,000	15x8x10"	5 15 0	Receiver only. Price with valves and batteries, £7 15s.	
" " " "	"	" "	—	—	—	LG	TC	TC	—	One	S.C.	" "	15x8x10"	7 0 0	Receiver only. Price with valves and batteries, £9.	
" " " "	Everyman Four.	" "	—	—	—	TT	AB	RC	TC	Two	—	200-600 and 1,000-2,000	28x10x12"	14 0 0	Receiver only. Price with valves, £16 5s.	
Watmel Wireless Co., Ltd., Imperial Works, High Street, Edgware.	Watmel Imperial Two	Oak mahogany cabinet	—	—	—	LG	Ch	—	—	One	C.C.	250-2,000	13x7½x7½"	5 0 0	Receiver only in oak, 3s. 6d extra for mahogany. Price with valves and batteries, £10 10s.	
Western Laboratories, Ltd., 11, Hanbury Road, Acton, London, W.2.	W.L.L. R.C.3	—	—	—	—	LG	RC	RC	—	One	S.C.	280-500 and 1,400-3,000	9x6x7"	7 5 0	—	
Wholesale Wireless Co., 103, Farringdon Road, London, E.C.	Crossley, 61	Mahogany cabinet, totally enclosed	—	—	—	TT	TT	AB	TC	—	One	S.C.	200-600	12x6x6"	3 0 0	Receiver only.
Wingrove & Rogers, Ltd., Arundel Chambers, 188-189, Strand, London, W.C.2.	Polar Twin	Enclosed oak case	—	—	—	TT	TT	AB	TC	—	One	S.C.	200-600	20½ x 12½ x 10½	20 0 0	Receiver only.
" " " "	Polar Two	Mahogany cabinet	—	—	—	—	—	LG	TC	—	One	S.C.	250-5,000	6x4½x5"	10 12 0	Complete with all accessories and loud-speaker.
" " " "	Polar Three	" "	—	—	—	—	—	LG	TC	—	One	S.C.	" "	12x10x9"	12 2 6	" " " "
" " " "	Polar Four	" "	—	—	—	—	—	LG	TC	RC	One	S.C.	" "	12x10x9"	17 8 6	" " " "
" " " "	"	" "	—	—	—	—	—	LG	RC	RC	Two	S.C.	" "	22x9x7"	35 1 0	" " " " except H.T. batteries.

# PORTABLES AND SELF-CONTAINED SETS.

Additional Abbreviations used in this section. Form of Aerial: A = Enclosed Frame. B = External Frame. C = Portable Elevated Aerial.

Manufacturer.	Trade Name of Set.	Style of Cabinet.	Valves.							No. of Tuning Controls (excl. React.).	Reaction.	Wave Range (Metres).	Aerial.	Dimensions.	Weight Complete.	Loud-speaker.	Price, including Royalties, Valves and Batteries.	Remarks.
			H.F.	H.F.	H.F.	D.	L.F.	L.F.	L.F.									
Arcrite, Ltd., 54, Theobalds Road, London, W.C.1.	Arcrite No. 1 Portable	—	—	Ap	Ap	LG	RC	RC	—	One	S.C.	1,000-3,000	A. 17½ × 12½ × 6½	lbs. 23	Amplion, built in.	£ s. d. 18 18 0	With valves and batteries.	
	„ All-wave	—	—	Ap	Ap	LG	RC	RC	—	One	S.C.	300-500 and 1,000-3,000	A. 17½ × 2½ × 6½	23	—	25 5 0	„ „	
Automobile Accessories (Bristol), Ltd., 17, Redcliffe Street, Bristol.	P.D. Portable, Mark XVIII.	Oak cabinet, waterproof cover.	—	TT	TT	LG	TC	TC	—	One	—	1,000-3,000	A. 17 × 18½ × 7	42	Amplion	29 12 6	—	
Atkinson, C. Creswick, 35-36, High Street, Bedford.	Nulli Secundus	Oak cabinet	—	TA	Ap	LG	TC	TC	—	Two	C.C.	280-500 and 1,000-1,800	A. —	38	Mullard, built in.	30 0 0	—	
Bowyer-Lowe Co., Ltd., Radco Works, Letchworth.	4-Electrode Portable	Attaché-case	—	—	—	LG	—	—	—	One	C.C.	250-2,000	C. 18 × 10½ × 5	10	—	8 17 2	—	
Burndept Wireless, Ltd., Aerial Works, Blackheath, S.E.3.	Burndept Portable Five.	Oak cabinet	—	Ap	*	LG	TC	RC	—	One	C.C.	230-600 and 1,000-2,120	A. 18 × 17 × 8	24	Celestion, built in.	31 10 0	With valves and batteries. * Semi-Aperiodic.	
Campbell & Addison, 40, Howland Street, London, W.1.	Caydon Portable	Suit-case	—	Ap	TA	LG	TC	TC	—	Two	C.C.	200-500 and 1,000-2,000	A. 15½ × 12½ × 8½	28	—	36 15 0	—	
	„ Table Model	Walnut or mahogany.	—	Ap	TA	LG	TC	TC	—	Two	C.C.	„ „	A. 15 × 18 × 19	30	—	36 15 0	—	
	„ Long-Range 1.	Walnut	—	TA	TT	LG	TC	TC	—	One	—	„ „	A. 21½ × 4½ × 17	28	—	31 10 0	—	
	„ „ 2	Oak	—	TA	TT	LG	TC	TC	—	One	—	„ „	A. 21½ × 4½ × 17	28	Beco	26 5 0	—	
Cantophone Wireless Co., Remo House, 310-312, Regent Street, London, W.1.	Cantophone Portable Two	Leather Attaché-case.	—	—	—	LG	TC	—	—	One	C.C.	250-500 and 1,350-1,800	A. 12 × 9 × 5	10	—	11 0 0	With headphones.	
	„ Portable Three	„ „	—	—	—	LG	TC	TC	—	One	C.C.	„ „	A. 16 × 11 × 6	20	Cantophone, built in.	20 15 6	—	
	„ Portable Four	„ „	—	—	—	TA	LG	TC	TC	—	Two	S.C.	„ „	A. 16 × 11 × 6	22	„ „	26 5 0	—
	„ Cabinet Portable Three.	Mahogany cabinet, double doors.	—	—	—	LG	TC	TC	—	One	C.C.	„ „	A. 18 × 15 × 8	—	„ „	23 5 6	—	
„ „ „	„ Cabinet Portable Four.	„ „	—	—	—	TA	LG	TC	TC	—	Two	S.C.	„ „	A. 18 × 15 × 8	—	„ „	28 15 0	—
Cimax Radio Electric, Ltd., Quill Lane, Putney, S.W.12.	Portable Four	Leatherette	—	—	TT	AB	RC	TC	—	Two	C.C.	200-500 and 750-2,000	A. 16 × 16 × 10	42	Cone	23 10 0	—	
Denison Bros., Stonecliffe Works, Halifax.	Celestaphone Four, Portable.	—	—	—	TT	LG	TC	TC	—	Two	S.C.	1,000-2,500	A. or B. 15 × 15 × 9	27	Cone (Amplion)	31 0 0	—	
	„ Celestaphone Five, Portable.	—	—	Ap	*	AB	Ch	RC	—	Two	S.C.	230-500 and 850-2,700	C. 17 × 17 × 10	33	„ „	35 0 0	* Reflex.	
Eagle Engineering Co., Ltd. Warwick.	Chakophone Five, 2-Station Model.	Walnut case	—	TT	TT	LG	TC	TC	—	One	—	400 × 1,600	A. 18 × 7 × 16	30	G.E.C., built in.	26 17 6	—	
	„ Chakophone, Everyman Four, Portable.	„ „	—	—	TT	AB	RC	TT	—	Three	C.C.	250-500 and 1,000-2,000	A. 19 × 7½ × 17½	32	Cone (Amplion) built in.	30 0 0	—	
	„ Chakophone Portable Super-Het.	Leather case	*	*	*	*	*	*	*	Two	S.C.	„ „	A. 22 × 9 × 16	40	Cone (Beco), built in.	56 0 0	* 8-valve Super Heterodyne.	
Elven Mains Receiver Co., 109, Kingsway, London, W.C.2.	Elven Mains	Mahogany or oak	—	—	TA	AB	RC	TC	—	Three	C.C.	300-2,000	A. 17 × 17 × 8	15	Celestion, built in.	31 10 0	Portable set worked from A.C. or D.C. Mains.	
Empire Electric Co., 303, Euston Road, London, N.W.1.	Empire Standard	Cloth covered	—	—	—	LG	TC	TC	—	One	C.C.	300-500	A. 19 × 16 × 5	15	Built in	12 7 6	With valves and batteries.	
	„ de Luxe	Leather covered	—	—	—	LG	TC	TC	—	One	C.C.	„ „	A. 19 × 16 × 5	16	„ „	14 9 6	„ „	

Manufacturer.	Trade Name of Set.	Style of Cabinet.	Valves.							No. of Tuning Controls (excl. React.)	Reaction.	Wave Range (Metres).	Aerial.	Dimensions.	Weight Complete.	Loud-speaker.	Price, including Royalties, Valves and Batteries.	Remarks.	
			H.F.	H.F.	H.F.	D.	L.F.	L.F.	L.F.										
Engineering Works (Electrical and General), Ltd., 7 and 8, Great Winchester Street, London, E.C.2.	Rayol V. S.C. ....	—	—	Ap	Ap	LG	TC	TC	—	One	C.C.	250-600 and 1,100-2,600	A.	14 × 14 × 9 <sup>1</sup> / <sub>2</sub> "	30	Steravox, built in.	£ s. d. 27 10 0	—	
	" " ....	—	—	Ap	Ap	LG	TC	TC	—	One	C.C.	" "	A.	14 × 14 × 9 <sup>1</sup> / <sub>2</sub> "	30	Celestion, built in.	29 10 0	—	
	" V.R.C. ....	—	—	TT	TT	LG	TC	TC	—	Two	C.C.	" "	A.	14 × 14 × 9 <sup>1</sup> / <sub>2</sub> "	30	" "	32 10 0	—	
	" V. Cabinet ..	—	—	TT	TT	LG	TC	TC	—	One	C.C.	" "	A.	13 × 27 <sup>1</sup> / <sub>2</sub> × 9 <sup>1</sup> / <sub>2</sub> "	40	" "	31 10 0	—	
General Electric Co., Ltd., Magnet House, Kingsway, W.C.2.	Gecophone, 5-valve Portable.	Oak cabinet, totally enclosed.	—	*	*	LG	TC	TC	—	Two	C.C.	250-650 and 740-2,200	A.	14 <sup>1</sup> / <sub>2</sub> × 20 <sup>1</sup> / <sub>2</sub> × 8 <sup>1</sup> / <sub>2</sub> "	35	Cone (Gecophone), built in.	30 0 0	* Special circuit.	
	Gecophone, 7-valve Portable.	" "	—	*	*	*	*	*	*	Two	C.C.	250-650 and 800-2,800	A.	15 × 9 × 21"	45	Horn (Gecophone), built in.	40 0 0	* 7-valve Super Heterodyne.	
Gillan Radio-Electric, Ltd., 61, High Holborn, London, W.C.1.	Ubiqve IV. ....	Leather suit-case ...	—	—	Ap	LG	TC	TC	—	Two	S.C.	200-500 and 1,000-2,000	A.	18 × 12 × 7"	21	Horn (Amplion), built in.	25 0 0	—	
Gottlieb, J. L., & Co., Ltd., 89, Upper Thames Street, London, E.C.4.	J.L.G., Portable V. ...	Oak or mahogany cabinet.	—	Ap	Ap	LG	TC	RC	—	One	C.C.	240-600 and 900-2,200	A.	8 <sup>1</sup> / <sub>2</sub> × 17 × 15"	33	Amplion, built in.	28 2 6	—	
	R.S.V.P. ....	Leatherette case ....	—	Ap	Ap	LG	TC	RC	—	One	C.C.	" "	A.	8 <sup>1</sup> / <sub>2</sub> × 18 × 15 <sup>1</sup> / <sub>2</sub> "	30	" "	22 0 6	—	
Hart Collins, Ltd., 38a, Bessborough Street, Westminster, S.W.1.	4-valve Portable ....	—	—	—	Ap	LG	TC	TC	—	One	C.C.	250-500 and 1,000-2,000	A.	17 × 16 × 7 <sup>1</sup> / <sub>2</sub> "	28	Wooden horn	26 3 6	With valves and batteries.	
	5 " " ....	—	—	—	Ap	Ap	LG	TC	TC	—	One	C.C.	" "	A.	16 × 16 <sup>1</sup> / <sub>2</sub> × 6 <sup>1</sup> / <sub>2</sub> "	30	Radiolux ... Cone ...	30 0 0 32 11 0	" " "
Henderson, W. J., & Co., Ltd., 351, Fulham Road, London, S.W.10.	Henderson ....	—	—	—	Ap	Ap	LG	TC	RC	—	One	C.C.	300-500 and 1,200-1,800	A.	16 <sup>1</sup> / <sub>2</sub> × 12 <sup>1</sup> / <sub>2</sub> × 9 <sup>1</sup> / <sub>2</sub> "	30	Celestion, built in.	30 0 0	" " "
Hoare & Jagels, Ltd., 24-29, Great Sutton Street, London, E.C.1.	Rolls, 2-v. ....	—	—	—	—	LG	TC	—	—	One	S.C.	250-500	A.	14 × 11 × 6"	15	—	14 7 0	For headphones only.	
	" 3-v. ....	—	—	—	—	LG	TC	TC	—	One	S.C.	" "	A.	14 × 11 × 6"	17	—	19 0 0	—	
	" 3-v. L.S. ....	—	—	—	—	LG	TC	TC	—	One	S.C.	" "	A.	14 <sup>1</sup> / <sub>2</sub> × 11 <sup>1</sup> / <sub>2</sub> × 7 <sup>1</sup> / <sub>2</sub> "	23	Celestion ...	23 10 0	—	
	" 5-v. ....	—	—	—	Ap	Ap	LG	TC	TC	—	One	S.C.	250-500 and 1,000-2,000	A.	14 <sup>1</sup> / <sub>2</sub> × 11 <sup>1</sup> / <sub>2</sub> × 7 <sup>1</sup> / <sub>2</sub> "	23	" ...	26 10 0	—
	" 5-v. L.S. ....	—	—	—	Ap	Ap	LG	TC	TC	—	One	S.C.	" "	A.	14 <sup>1</sup> / <sub>2</sub> × 11 <sup>1</sup> / <sub>2</sub> × 7 <sup>1</sup> / <sub>2</sub> "	23	" ...	30 10 0	—
Igranic Electric Co., Ltd., 149, Queen Victoria Street, London, E.C.	Daventry Portable ...	Oak or mahog. cabinet totally enclosed.	—	TA	TA	AB	RC	TC	—	—	—	1,600	A.	18 × 16 × 8"	30	Celestion cone, built in.	25 0 0	Fixed wavelength.	
	Neutrosnic Seven ...	Leatherette case with separate battery box.	TT	TA	TA	2AB	Ch	—	—	Three	—	280-1,800	B. or C.	16 <sup>1</sup> / <sub>2</sub> × 12 × 10"	24	Celestion and Brown.	44 11 6	With valves, long-wave unit and headphones. Battery box complete and frame aerial extra, £13 6s. Weight 45 lbs. " with loud-speaker, £21	
London Electric Co., 1, Sherborne Lane, London, E.C.4.	Lecodyne, P.3 ....	Oak case, totally enclosed.	—	—	—	LG	TC	TC	—	One	C.C.	250-500 and 1,000-2,000	A.	17 <sup>1</sup> / <sub>2</sub> × 15 <sup>1</sup> / <sub>2</sub> × 10"	27	Steravox cone, built in.	17 17 0	—	
	" P.N. 4 ....	Fretted front, lined old gold silk.	—	—	—	Ap	LG	TC	TC	—	One	C.C.	" "	A.	17 <sup>1</sup> / <sub>2</sub> × 15 <sup>1</sup> / <sub>2</sub> × 10"	30	" "	21 10 0	—
Marconiphone Co., Ltd., 210-212, Tottenham Court Road, London, W.1.	Marconiphone, Model 43.	Oak case .....	—	—	TA	LG	TC	RC	—	Two	C.C.	250-550 and 1,000-2,000	A.	—	—	Marconiphone cone, built in.	31 10 0	—	
McMichael, L., Ltd., Wexham Road, Slough.	M.H. Portable Five ..	Leather case .....	—	*	*	LG	TC	TC	—	One	S.C.	270-2,000	A.	15 <sup>1</sup> / <sub>2</sub> × 12 <sup>1</sup> / <sub>2</sub> × 8 <sup>1</sup> / <sub>2</sub> "	30	Celestion cone, built in.	31 10 0	* Semi-Aperiodic and choke. With valves and batteries.	
Mic. Wireless Company, White Horse Place, Market Street, Wellesborough.	Zampa, Mark III. ...	—	—	—	TT	LG	TC	TC	—	Two	C.C.	250-560	A.	18 × 18 × 7"	25	Kone, built in.	22 10 0	—	
Ormond Engineering Co., Ltd., 199-205, Pentonville Road, London, N.1.	Ormond, 5-valve ....	Mahogany or oak ....	—	Ap	Ap	LG	TC	RC	—	One	C.C.	250-550 and 1,200-2,000	A.	18 × 14 × 9"	32	Ormond cone, built in.	27 12 6	With valves and batteries.	

Manufacturer.	Trade Name of Set.	Style of Cabinet.	Valves.							No. of Tuning Controls (excl. React.)	Reaction.	Wave Range (Metres).	Aerial.	Dimensions.	Weight Complete.	Loud-speaker.	Price, including Royalties, Valves and Batteries.	Remarks.
			H.F.	H.F.	H.F.	D.	L.F.	L.F.	L.F.									
Oxford Wireless Telephony Co., Ltd., Titmouse Lane, Oxford.	Oxford Portable .....	Mahogany case .....	-	-	TA	LG	TC	TC	-	Two	S.C.	200-1,800	A.	in. 18 x 17 x 9 1/2"	28	Amplion horn, built in.	£ s. d. 29 10 0	—
	" " .....	" " .....	-	-	TA	LG	TC	TC	TC	Two	S.C.	" "	A.	18 x 17 x 8 1/2"	28	" "	32 10 0	—
Portable Utilities Co., Ltd., Eureka House, Fisher Street, London, W.C.1.	Eureka Orth-o-dyne Five.	-	-	Ap	Ap	LG	TC	TC	-	One	C.C.	200-2,000	A.	16 1/2 x 13 1/2 x 10 1/2"	33	Celestion, built in.	85 0 0	—
Pye, W. G. & Co., Granta Works, Montague Road, Cambridge.	Pye 335 .....	-	-	-	-	LG	TC	TC	-	One	C.C.	260-560 and 1,000-2,000	A.	16 1/2 x 7 1/2 x 17"	30	Cone, built in	19 17 6	—
	" 555 .....	-	-	TT	TT	LG	TC	TC	-	One	-	1,600	A.	16 x 7 1/2 x 18 1/2"	30	" "	25 12 6	—
" " "	" 25 .....	-	-	Ap	Ap	LG	TC	TC	-	One	S.C.	250-560 and 1,000-2,000	A.	16 1/2 x 7 1/2 x 17"	32	" "	30 12 6	—
Radiocraft Supplies, Ltd., 9, The Arcade, Walsall.	Radiocraft Ideal Four	Leather covered .....	-	-	Ap	LG	TC	TC	-	One	C.C.	200-500 and 1,000-2,000	A.	15 x 15 x 6"	32	Crosley Musicone.	26 5 0	—
	" " " " Portable Five	Oak cabinet .....	-	Ap	Ap	LG	RC	TC	-	One	C.C.	" "	A.	15 x 15 x 6"	32	" "	26 5 0	—
Radio Supply Co., Superphone Works, Four Oaks, Birmingham.	Superphone Maxum III.	Mahogany .....	-	-	TA	LG	TC	-	-	Two	C.C.	200-500 and 1,000-2,000	A.	15 x 16 x 17"	21	Cone .....	18 0 0	Reflex receiver with valves and batteries.
	" " V.	-	-	TA	Ap	LG	TC	TC	-	Two	S.C.	" "	A.	17 x 18 x 7"	26	" .....	25 0 0	With valves and batteries.
Read Radio, Ltd., 67, Newnman Street, Oxford Street, London, W.1.	Real .....	Polished or leather covered.	-	*	*	*	*	*	"	One	-	200-500 and 1,000-1,800	A.	15 x 14 1/2 x 7"	21	Diaphragm type.	27 2 6	* Special circuits.
Runnymede Engineering and Electrical Co., Dacre House, Victoria Street, London, S.W.1.	Runnymede .....	Mahogany cabinet, totally enclosed.	-	Ap	Ap	LG	TC	RC	-	One	C.C.	200-500 and 950-3,000	A.	18 x 18 x 10"	36	2ft. horn, built in.	28 0 0	With valves and batteries.
Selectors, Ltd., 1, Dover Street, London, W.1.	Selector III. ....	Oak or mahogany ...	-	-	-	LG	TC	TC	-	One	C.C.	200-600 and 1,000-2,000	A.	16 1/2 x 12 x 8"	25	Amplion, built in.	18 18 0	(Mahogany case, £1 ls. extra.)
	" " " " V. ....	Leatherette or mahogany.	-	*	*	*	*	*	"	Two	C.C.	" "	A.	16 1/2 x 12 x 6 1/2"	25	" "	33 12 0	* 5-valve Super-Heterodyne.
	" " " " Super .....	-	*	*	*	*	*	*	"	Two	-	" "	A.	18 x 18 x 8"	48	" "	57 15 0	* 7-valve Super-Heterodyne.
Sherman, P., 12, River Street, Clerkenwell, London, E.C.1.	Claremont Portable ..	Fibre case .....	-	-	Ap	LG	TC	TC	-	Two	C.C.	200-500 and 1,000-2,000	A. & C.	24 x 12 x 8"	28	Beco, diaphragm type, built in.	24 0 0	With valves, batteries and aerial supplies.
Shore, G. C., 28, Newman Street, Oxford Street, London, W.1.	Shore Portable V. ...	Oak cabinet, totally enclosed.	-	TA	Ap	LG	TC	TC	-	Two	-	250-550 and 1,000-2,500	A.	18 x 17 x 8"	28	Cone, built in	29 7 6	With valves and batteries.
Stanley, M., & Co., 171, London Road, Liverpool.	Stanaphone .....	Oak, leatherette covered.	-	-	-	LG	TC	TC	-	One	C.C.	280-590	A.	14 x 12 x 10"	16	Stanaphone horn, built in.	15 15 0	—
Station Radio Stores, 38, Palmer Street, Westminster, S.W.1.	S.R.S., 3-valve .....	-	-	-	-	LG	TC	TC	-	One	S.C.	300 x 2,000	A.	13 x 12 x 6"	20	Amplion, built in.	17 17 0	—
Stevens, A. J., & Co., Ltd., Walsall Street, Wolverhampton.	Symphony 5-valve ...	Oak cabinet .....	-	Ap	Ap	LG	TC	TC	-	One	C.C.	250-550 and 900 x 2,500	A.	16 1/2 x 8 1/2 x 13 1/2"	35	Symphony cone, built in.	27 10 0	—
Stockall, Marples & Co. (1912), Ltd., 6-10, Clerkenwell Road, London, E.C.1.	Big Ben Portable Six.	-	-	*	*	*	*	*	*	Two	S.C.	200-600	A.	13 x 19 x 8 1/2"	19	Celestion, built in.	34 5 0	* 6-Valve Super-Heterodyne. Battery in separate box, 6 x 11 x 9", weighing 18 lbs.
Vandervell, C. A., & Co., Ltd., Warple Way, Acton, London, W.3.	C.A.V. Portable .....	Leatherette covered ..	-	-	-	LG	TC	TC	-	One	C.C.	200-500 and 1,000-2,000	A.	16 1/2 x 11 x 9"	26	Built in ....	21 17 6	With valves and batteries.
Western Laboratories, Ltd., 11, Hanbury Road, Acton, London, W.3.	W.L.L. Simplex 5 ...	Mahogany or oak, totally enclosed.	-	Ap	Ap	LG	RC	TC	-	One	S.C.	260-500 and 1,000-3,000	A.	17 x 17 x 6 1/2"	23 1/2	Amplion, built in.	26 5 0	With valves and batteries.
	" " 5-valve R.C. ...	Leather case .....	-	Ap	Ap	LG	RC	RC	-	One	S.C.	" "	A.	17 x 12 x 6"	23 1/2	Horn, built in	19 10 0	" "
Whittingham Smith & Co., 110, Kew Green, Kew, Surrey.	Portadyne .....	-	-	-	-	LG	TC	TC	-	One	C.C.	250-600 and 1,000-2,500	A.	14 1/2 x 15 1/2 x 7"	28	-	30 9 0	* Special circuits.





S.R.J.

# CURRENT TOPICS

## Events of the Week in Brief Review.

### STILL CALLING.

Birthday congratulations are due to KDKA, the famous pioneer broadcasting station at Pittsburg, U.S.A., which has just celebrated its seventh birthday. KDKA was one of the first American stations to be heard in this country on the short waveband.

○○○○

### PHONING ACROSS THE ATLANTIC.

Americans are making more use of the transatlantic telephone service than the British, according to a statement by the Postmaster-General, who says that the total calls up to November 6th were: From Great Britain, 830; and from the United States, 991.

○○○○

### PCJJ TO "STARTLE THE WORLD."

PCJJ, the famous Dutch short-wave station, has now gone into temporary retirement pending its reopening with improved equipment at Hilversum. Messrs. Philips Lamps, Ltd., the owners of the station, prophesy that when it resumes operations PCJJ will "startle the world with even better achievements with short-wave telephony." So it looks as if the B.B.C. may still miss those coveted laurels!

### PORTABLE SET AT BUCKINGHAM PALACE.

The attractions of portable wireless have secured its entry into Buckingham Palace, in the private apartments of which a self-contained portable receiver is now in frequent use.

○○○○

### BROADCASTING IN BURMA.

A new broadcasting venture in India is promised by the news that a 250-watt transmitting plant is being erected by the Burma Radio Syndicate, which hopes to transmit programmes very shortly.

○○○○

### DUTCH TELEPHONY FOR AMATEURS.

Wireless telephony tests on 18 metres are being conducted every Wednesday from 2 to 3 p.m. (G.M.T.) by the Dutch State telegraph station PCLL, at Kootwijk. Reports by amateurs on the quality of these transmissions will be warmly welcomed and should be addressed to the Radio Laboratory, State Telegraph Service, The Hague, Holland.

Every report will receive a written acknowledgment and, if possible, an acknowledgment by wireless. Several languages are used, and the transmissions are sometimes preceded or followed by other interesting telephony experiments.

### ITALIAN WIRELESS HERO.

A meeting to commemorate the heroism of the wireless operator of the ill-fated Italian liner *Principessa Mafalda* was held last week by the Radio Club of Buenos Aires. A posthumous award of a gold medal was sent by the wireless operators of the Dutch vessel *Athena*.

○○○○

### WHAT OSCILLATION SOUNDS LIKE.

Noise caused by local oscillation has produced a nice variety of opprobrium, but it is doubtful whether a better description has been applied to the nuisance than that by an Ilford listener, who likens his neighbour's receiver to "a parrot with the asthma." Unfortunately, parrots are long-lived birds!

○○○○

### SMALL BUT SELECT.

What broadcasting station has the smallest clientele? The question is prompted by the grave announcement that the Tallinn broadcasting station in Esthonia now has over 1,820 subscribers! Half of these reside in the city of Reval, the remainder being distributed over the surrounding country.

○○○○

### I.E.E. LECTURE ON TELEPHONY TECHNIQUE.

A subject of interest to many wireless enthusiasts will be dealt with at tomorrow's ordinary meeting of the Institution of Electrical Engineers, Savoy Place, Victoria Embankment, W.C.2, at 6 p.m., when Capt. B. S. Cohen will lecture on "Apparatus Standards of Telephonic Transmission, and the Technique of Testing Microphones and Receivers."

○○○○

### AUTO ALARM IN LONDON STREETS.

Perhaps the most spectacular attraction in the Lord Mayor's Show was the Marconi auto alarm car, which depicted the course of events when an operator off duty is summoned to his post by the S.O.S. bell. A model of a lifeboat in distress occupied one portion of the car, and at intervals it transmitted an S.O.S., luridly indicated by a flashing aerial. The promptitude with which the operator accepted the call, manipulated the Marconi direction finder, and gave the lifeboat crew their position excited the admiration of crowds all along the route.



**S.O.S. IN THE LORD MAYOR'S SHOW.** The Marconi car, which provided one of the thrills of the procession. At intervals along the route the auto alarm bell signalled the receipt of an S.O.S. from the distressed lifeboat and onlookers were shown how an operator at sea deals with emergencies of this kind.

**A WIRELESS LORD.**

Among the Admiralty appointments announced last week was that of Lieutenant Lord Louis Mountbatten as assistant wireless telegraphy officer on H.M.S. *Queen Elizabeth*.

o o o o

**POLICE WIRELESS IN YORKSHIRE.**

Following the example of the Lancashire County Police, the police authorities in the West Riding of Yorkshire are about to adopt a system of wireless inter-communication between police stations. The installation will be experimental at first, but it is expected that developments will ensue which will materially increase the anxieties of a life of crime in West Riding.

Unfortunately, much of the talk is in Chinese, and the Britisher who succeeds in translating it often finds that he is listening to undisguised advertisements.

o o o o

**WASHINGTON WAVELENGTH PARLEYS.**

Reports regarding the progress of the Washington International Radio Conference continue to be vague, but it is understood that an important agreement has been reached regarding the voting power of the various nations. Six votes each, according to a Washington message, are to be allowed to the United States, France, Italy, Japan, and Germany, while Great Britain will have eight.


is an invaluable pocket companion. Among the special features are a glossary of technical terms, a list of British and European broadcasting stations, receiver notes and valve data.

Copies are obtainable from the leading booksellers and stationers, or from the publishers, Iliffe and Sons Ltd., Dorset House, Tudor Street, London, E.C.4. The cloth edition is 1s., postage 1½d. extra; the leather case edition with pencil and season-ticket holder is 2s. 6d., postage 2d. extra.

o o o o

**LEEDS WIRELESS EXHIBITION.**

A wireless exhibition is being held this week and next at Fenton Street Drill Hall, Leeds, under the auspices of *The York-*



**TRANSATLANTIC BEAM SERVICE.** Two views showing the aeriels and the generator room of the Marconi beam station under construction at Rocky Point, Long Island, N.Y. This station will work in conjunction with the English beam stations at Dorchester and Somerton.

**LEGAL VICTORY FOR AMERICAN "HAMS."**

There is rejoicing in the camp of American wireless amateurs over a decision handed down by Judge A. M. J. Cochran at the Kentucky district court to the effect that municipal authorities have no power to limit or regulate amateur transmitting stations licensed by the U.S. Government.

The case in question concerned the operator of 9ALM, of Wilmore, Kentucky, who refused to pay a municipal tax in respect of his transmitter. He was legally supported by the American Radio Relay League.

**WIRELESS TRIALS IN SHANGHAI.**

Although the Chinese Government forbids broadcasting, they cannot prevent it in the International Settlement in Shanghai, where, it is estimated, according to the *Chinese Economic Bulletin*, that there are 10,000 listeners to the local station.

Discussions on the weighty question of international wavelength distribution, particularly in regard to the short wave-band, are reported to be progressing satisfactorily.

o o o o

**POLYGLOT CATALOGUE FOR B.I.F.**

Many British wireless manufacturers were represented at this year's British Industries Fair. In preparation for the 1928 Show, a special catalogue is being prepared in nine languages for publication on New Year's Day, seven weeks before the opening of the Fair.

**A USEFUL COMPANION.**

If it were possible to recollect every useful wireless fact at a moment's notice there would be no need for those interesting notes and memoranda included in the 1928 edition of "The Wireless World Diary and Notebook," just published. But the desired fact often eludes one at a critical moment, and for this reason the wireless amateur will find the Diary and Notebook

*shire Evening Post*. Many prominent firms are represented, and there are special attractions, including constructional competitions, for the benefit of amateurs.

**Books Received.**


*Hints and Tips for Motor Cyclists*, 10th Edition, by "Road Rider." Revised and brought up to date, containing in a compact form the essence of the knowledge and experience gained by a generation of motor cyclists using many different types of machines. Published by Iliffe and Sons Ltd., London. Price 1s. 6d. net.

*A Study of Radio Direction Finding*, by R. L. Smith-Rose, D.Sc., Ph.D., A.M.I.E.E. Pp. 37, with 15 diagrams and Gnostic chart of the transmitting and observing stations referred to. Issued by the Department of Scientific and Industrial Research (Special Report No. 5) and published by H.M. Stationery Office. Price 1s. 9d. net.



# NEWS from the CLUBS

Secretaries of Local Clubs are invited to send in for publication club news of general interest. All photographs published will to be paid for.



## Activities at Southport.

The enterprise of the Southport and District Radio Society in organising the recent radio exhibition in that town did not stop short at that achievement. In addition, an excellent programme was prepared which not only dealt with the exhibition itself, but gave an excellent review of the Society's activities, and included articles on "Television" by Mr. John L. Baird, and on "The Possibilities of Empire Broadcasting," by Mr. Gerald Marcuse, the famous short-wave expert. The Society has an active and interesting period ahead, to judge from the syllabus which has been prepared for the first half of the present session.

Full particulars regarding membership can be obtained on application to the hon. secretary, Mr. E. C. Wilson, "Lingmell," Kirklees Rd., Birkdale.

## Tottenham Society's Winter Programme.

Members of the Tottenham Wireless Society paid a visit to the works of Messrs. Wright and Weaire on Tuesday, Nov. 1st, when they were able to watch the processes of the manufacture of litzendraht coils, copper screening boxes and low-capacity switches, plugs and jacks.

At the Society's business meeting on the following evening it was decided to hold a club dinner early in December. Among the interesting fixtures for the New Year will be a loud-speaker demonstration by H.H. the Prince de Mahé, a lecture by a representative of the B.B.C. and evenings devoted to gramophone pick-up devices and television.

Hon. Secretary: Mr. F. E. R. Neale, 10, Bruce Grove, Tottenham, N.17.

## South Manchester Society's Programme.

The syllabus for the winter session issued by the South Manchester Radio Society gives promise of an unusually interesting period of activity. Among features of special note may be mentioned the lecture on "L.F. Amplification," on December 16th, by Mr. A. Hall, Chief Radio Engineer of Messrs. Ferranti, Ltd.; the demonstration on Jan. 20th of members' own moving coil loud-speakers, and the competition on Feb. 17th in which members' sets will be judged according to their purity of reproduction.

From lectures and demonstrations already given, members have obtained much information, particularly on the "All-Wave Four" and the "Moving Coil Loud-speaker" described in *The Wireless World*.

New members are welcomed, and full particulars can be obtained from the Hon. Secretary, Mr. G. A. F. Mercer, 5, Ruabon Rd., Didsbury.

## Ilford and District Radio Society.

The Hon. Secretary of the Ilford and District Radio Society is Mr. H. H. Carr, 39, Lynford Gardens, Goodmayes, Essex. We regret it was otherwise stated in a report of a recent meeting of that Society.

o o o o

## Special Transmitter for Field Days.

A transmitter specially designed for use on club field days was discussed at the last meeting of the North Middlesex Wireless Club, and it was agreed that the Hartley circuit most nearly fulfilled the necessary conditions. An excellent paper on nickel iron accumulators was given by Mr. L. F. Summers, A.M.I.E.E., a member of the club. The speaker first gave a description of the ordinary lead cells, comparing them with the nickel iron type, and the chemical changes taking place in both kinds of cell were described.

Hon. Secretary, Mr. H. A. Green, 100, Pellatt Grove, Wood Green, N.22.

common wireless uses. First he placed the tube in circuit, and at 180 volts it began to glow, but at 140 volts no light was visible. The lamp was then placed in parallel with the mains with a resistance in series and a 1-mfd. condenser in parallel. A number of experiments were undertaken to determine the varying values of condensers and resistances by timing the flashes as the condenser charged and discharged. Research had proved that pure iron was best for the electrodes. Hints were given on the best way of using the Neon tubes in a battery eliminator.

The Society will hold a dance and whist drive on November 19th, when music will be supplied by the latest type of loud-speakers. Tickets at 3s. 6d. can be obtained from the Hon. Secretary, Mr. Gerald S. Sessions, 20, Grasmere Road, Muswell Hill, N.10, who will also forward a copy of the syllabus and membership application form on application.

o o o o

## A Destructive Transmitter.

Short-wave transmitting and receiving apparatus formed the topic of demonstration and debate at the last meeting of the Wembley Wireless Society on Nov. 4th. A talk on his short-wave transmitter was given by the president, Mr. Chapman, whose weekly transmissions are well known to members of the Society. The transmitter, which was designed to work on a wavelength of 45 metres, was built with the assistance of the Society's members, many of whom testified to the strength at which they receive signals, one member creating amusement by declaring that the President's signals had burnt out the windings of his loud-speaker!

All communications should be addressed to the Hon. Treasurer, Mr. H. E. Comben, B.Sc., 24, Park Lane, Wembley.

o o o o

## Evolution of the Condenser.

Members of the Hounslow and District Wireless Society spent one of their most interesting evenings this season on Tuesday, Nov. 1st, when a lecture covering the whole subject of condenser manufacture was given by a member of Messrs. Dubilier Condenser Co., Ltd. With the help of lantern slides, those present were able to follow the many processes in the evolution of a condenser from the early stages when the raw mica is obtained from mines in India to the time when the finished product leaves the test room of the Dubilier Works.

Readers interested in the Hounslow Society are asked to write for particulars of membership to the Hon. Secretary, Mr. C. N. Yates, 21, Witham Rd., Isleworth.

## FORTHCOMING EVENTS.

**WEDNESDAY, NOVEMBER 16th.**  
Golders Green and Hendon Radio Society.—At 8 p.m. At the Club House, Willifield Way. Lecture: "The Design of the Valve and Possible New Developments," by Mr. G. C. Morris, B.Sc.  
Tottenham Wireless Society.—At 8 p.m. At 10, Bruce Grove, N.17. Lecture: "The Care and Upkeep of Accumulators," by the Hart Accumulator Co.  
Muswell Hill and District Radio Society.—At 8 p.m. At Tollington School, Tottenham. Lecture and Demonstration: "Recent Developments in Valves for Broadcasting."

**THURSDAY, NOVEMBER 17th.**  
Stretford and District Radio Society.—At 8 p.m. At 6a, Derbyshire Lane. Lecture: "The Co-axial Mounting of the Valve," by A. C. Cossor, Ltd.


**FRIDAY, NOVEMBER 18th.**  
South Manchester Radio Society.—At the Co-operative Hall, Wilmslow Road, Didsbury. Demonstration of Members' Own Sets.  
Leeds Radio Society.—At Leeds University. Lecture: "Neutrodyne Sets in Practice," by Mr. E. N. Kent-Lemon.

**SATURDAY, NOVEMBER 19th.**  
Muswell Hill and District Radio Society.—Dance and Whist Drive.

**MONDAY, NOVEMBER 21st.**  
Hackney and District Radio Society.—At 8 p.m. At Hackney Electricity Halls, Lower Clapton Road, E.5. "Vest Pocket Lectures."  
Southport and District Radio Society.—At St. John Hall, Scarsbrook Street. Lecture: "Transmission and Reception on Short Waves," by Mr. O. B. Kellett (G5KL).

## Neon Tubes in Wireless.

Neon tubes and their many applications were dealt with by Mr. Leonard Hartley, B.Sc., in an interesting lecture before the Muswell Hill and District Radio Society on October 26th. The lecturer dealt with their advertising possibilities, and then dealt with some



B.S.A. 4-Valve de Luxe Set, £27. 10. 0.  
Royalties & Accessories extra.

## Choose your radio set from the B.S.A. range

The B.S.A. range of Radio Sets includes 2-valve and 3-valve sets for good loud speaker reception from local and Daventry stations, 4-valve and 7-valve sets for general purposes, and 4-valve and 8-valve de luxe sets for dances and other occasions where great volume is required. Every B.S.A. Radio Set is pleasing in appearance and is designed to give true-to-tone reproduction if used with a B.S.A. Kone or any other good loud speaker.

Fix up with your local dealer for a demonstration TO-DAY.

### Perfect Reproduction

No matter what set you use you will improve your reception if you operate a

## B.S.A. KONE Loud Speaker

# B.S.A Radio Sets from £6. 15 s.

Royalties & Accessories extra.

**TEAR OFF, FILL IN, AND POST THIS COUPON TO-DAY**

Send full details of B.S.A. .... \*Valve Set,  
B.S.A Kone Speakers\* ..... \*Say which required

NAME .....

ADDRESS .....

Post to B.S.A. Radio Ltd., 21, Sparkbrook, Birmingham.



## Getting better results from 2 volts

When we say that B.T.H. Nickel Filament Valves are superior to other 2-volt valves, we are not referring merely to subtle improvements in construction or characteristics. We mean that the new valves give results, which, to the average listener, as well as to the critical expert, are quite obviously better in volume, tone and length of service, than those given by any other 2-volt valves. To get the very best from your 2-volt accumulator you must use Nickel Filament Valves. But don't take our word for it. Try them in your set. You will be delighted and astonished at the wonderful improvement in reception—a result that will more than justify the cost of the change.

B 210 H <i>R.C. and H.F.</i>	B 210 L <i>General Purpose.</i>	B 215 P <i>Power Amplifying</i>
Fil. Volts ..... 2	Fil. Volts ..... 2	Fil. Volts ..... 2
Fil. Amps. .... 0.10	Fil. Amps. .... 0.10	Fil. Amps. .... 0.15
Max H.T. Volts 150	Max H.T. Volts 120	Max H.T. Volts 120
10s. 6d.	10s. 6d.	12s. 6d.

*The above prices are applicable in Great Britain and Northern Ireland only.*



Made at Rugby in the Mazda Lamp Works

The British Thomson-Houston Co. Ltd.

2871 A



# SELFRIDGES

## London's Radio Headquarters

**S**ELFRIDGES' Great New Services for Radio Enthusiasts have met with a wonderful success and many thousands have already expressed their unbounded delight and appreciation at this great advance in Radio Facilities. Why not take advantage yourself of these wonderful new services?

### THE WONDERFUL NEW SERVICES

#### No. 1. SELFRIDGES' NEW WIGMORE STREET RADIO ANNEXE

There are still many of our friends who are unable to visit us during usual business hours, and for their convenience our Radio Annexe at 101 Wigmore Street (corner of Duke Street) will remain open daily until 7 p.m. (except Saturdays, of course). Here will always be found a full stock of all the latest components and a number of very special money-saving bargains.

#### No. 2. COMPLETE SETS OF COMPONENTS ON DEFERRED PAYMENTS

We have long felt that so many more would be able to enjoy building the new circuits which appear from time to time were it not for the big original outlay. We have much pleasure, therefore, in announcing that Sets of Components may now be obtained from Selfridges at once—payment to be spread over six months (5 per cent. only being added to the total value), minimum total cost, £3.

### Satisfaction is assured with the famous CLEARTRON VALVES

Fresh Supplies are sent daily from Birmingham.

If you will tell us what Valves you are using to-day, we will advise you the type of "Cleartron" Valve you should use in its place.

GENERAL PURPOSE  
VALVES, SELFRIDGES'  
PRICE, each

**3/9**

BRITISH POWER AND R.C.C.  
AMPLIFICATION  
VALVES, SELFRIDGES'  
PRICE, each

**6/6**

Standard Price, 10s. 6d.  
(Postage 3d. extra.)

Standard Price, 12s. 6d.  
(Postage 3d. extra.)

Post free on Orders over 10s.

Valve.	Filament Volts.	Filament Amps.	Impedance Ohms.	Amplification Factors.
CT08	3.0	0.08	18,000	7.5
CT08*	3.0	0.15	8,000	4
CT10	3.8	0.1	15,000	7.5
CT10*	3.8	0.1	8,000	3.8
CT15	1.8-2.0	0.15	18,000	7.5
CT15*	2.0	0.3	5,000	3.5
CT215H†	2.0	0.15	100,000	45
CT25	5.0	0.25	10,000	9
CT25B†	5.0	0.25	20,000	20
CT25*	5.0	0.5	4,000	5

\* Power Valves are marked \*.

† Valves marked † are Special Valves for resistance capacity amplification.

#### SPECIAL BARGAINS.

The renowned Polar Junior Condenser, very low capacity, long straight line frequency scale, compact and perfectly screened. In Black Japan finish with knob and dial capacities 0005, 001 and 0003 only.

Selfridges' Price, 2/-, Post 3d. extra


Radio Dept First Floor.

SELFRIDGE & CO., LTD., OXFORD ST. LONDON Phone: Mayfair 1234.

Mention of "The Wireless World," when writing to advertisers, will ensure prompt attention.

# CARBORUNDUM IN RADIO

### CARBORUNDUM STABILISING DETECTOR UNIT.



This Unit is an electrically controlled Carborundum Detector and is adaptable to all detector circuits. This is because of the resistance controlling feature whereby the Detector may be made to match the impedance of any circuit. The unit control is exceptionally fine and smooth, accurate to about 1/1000th of a volt. The Unit consists of a fixed detector, high-resistance potentiometer, built-in mica condenser and

clips for the dry cell, all mounted on a low-loss base. Single hole mounting.

No. 32. Price - each 12/6

Dry Cell (price extra), each 5d.

No. 30. Carborundum Detector (without Stabilising Device). Price - each 5/-

### CARBORUNDUM RESISTANCE CAPACITY COUPLING UNIT.

This Unit is quite different from any other at present on the market, presenting as it does many distinct advantages over Units employing ordinary Grid Leaks and Anode Resistances. The Resistances used in the Carborundum Resistance Capacity Coupling Unit are solid rods of unbreakable Carborundum, which is created in the largest electric furnaces in the world, at the terrific temperature of 4000° F. They cannot burn out, present no capacity effects, and are absolutely non-microphonic. The Unit takes up far less room than the smallest L.F. transformer, and the complete absence of background noises enhances the already great possibilities of R.C. Coupling. Not being dependent on a metallic film, the resistances will not disintegrate and are unaffected by atmospheric changes. No. 73. Price 8/6.

CARBORUNDUM ANODE RESISTANCES AND GRID  
LEAKS in all standard values. Price - each 2/6.



Send for new  
24-page Book  
containing  
Circuits and  
much useful  
information.

All Carborundum Radio Products are sold under our complete guarantee that they will operate satisfactorily in properly designed circuits.

THE CARBORUNDUM Co., Ltd.,  
TRAFFORD PARK, MANCHESTER.





Simplified Aids to Better Reception.

**SMOOTHING CHOKES.**

A PART from troubles brought about by the more obvious departures from correct practice, it is probably true to say that the majority of failures to obtain freedom from "hum" in H.T. battery eliminators working from the mains are due to faulty or badly designed smoothing chokes. In most cases the windings of discarded L.F. transformers are not suitable, particularly with the fairly heavy anode currents consumed by present-day valves. The amateur would be well advised not to restrict his expenditure unduly as far as these components are concerned, and to obtain chokes with ample inductance and current-carrying capacity; where necessary, economies may be effected in other directions with less risk of disappointing results.

o o o o

**GRID BIAS PRECAUTIONS.**

PROBABLY because it is now generally realised that no current is taken from grid bias batteries there seems to be a tendency to neglect them. This is wrong, because a failure, either complete or partial, is certain to result in trouble of a more or less serious kind. It may be pointed out, for instance, that a complete disconnection of the battery resulting in the application of "no volts" to the grid of a super-power valve may cause this valve to lose its emission, particularly if it is allowed to run for any length of time with a zero grid and full H.T. voltage.

There is another point which does not always receive the attention it should. It is observed that amateurs generally test the voltage across the whole battery, and if this is normal assume that everything is in order. This may not be so, as there is the

possibility of a disconnection through internal corrosion between individual cells and the tapping sockets, in spite of the fact that there is continuity between each cell. It is as well to test each section of the battery.

o o o o

**GANG CONDENSERS.**

THE majority of gang condensers on the market are constructed in such a way that the rotors of individual units are in metallic connection with each other. This being so, special precautions have to be taken when dissimilar grid voltages are to be applied to the valves with which the circuits tuned by components of this class are associated. This remark does not apply in every case (as, for instance, when the interconnected condensers are across "tuned anode" coils), but it is applicable in a transformer-coupled transformer arrangement, such as that shown in skeleton

which is connected across the detector valve grid circuit. Now it is quite possible that these valves will require different bias voltages; these cannot be applied in the usual way, or the batteries will short-circuit through each other and the rotor shaft.

There are two possible solutions of the problem which therefore arises when the "gang" condenser is of the type under consideration. The first is to connect the bias battery between grid and the high-potential end of the tuned circuit; this is generally (and rightly) regarded as bad practice, although it is just possible to adopt it without seriously impairing efficiency if very small cells ("fountain-pen" flash-lamp refills) are carefully inserted in such a way that they are supported on the wiring. The second method is that shown in the diagram already referred to; here the bias cells are inserted directly in the

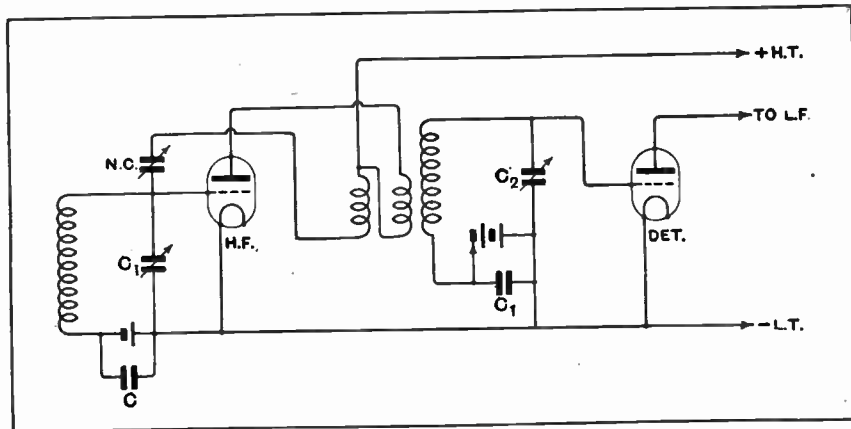


Fig. 1.—Instead of connecting bias batteries in the grid return leads, they may be inserted in the tuned circuits when "gauged" condensers with a common shaft are used.

form in Fig. 1. Here it is assumed that the two variable capacities  $C_1$  and  $C_2$  are linked together mechanically, and tune respectively the grid circuits of the H.F. amplifier and the secondary of the transformer,

low-potential end of the tuned circuits, and are shunted by large condensers ( $C$  and  $C_1$ , each of some 0.25 mfd.), which will become necessary as the battery resistance increases with age.

## LONG AND SHORT WAVES.

THERE is a growing tendency on the part of set manufacturers to provide a switch change-over from long to short waves; indeed, it is quite understandable that the non-technical wireless user prefers this method to the process of changing coils, and is also willing to make the slight sacrifice in efficiency resulting from its adoption. As far as the amateur constructor is concerned, the position is somewhat different; as a rule, he requires the maximum possible sensitivity and selectivity obtainable from his circuit, but there are cases where the convenience of a switch change-over will be appreciated, particularly as the loss in efficiency will be but slight if the greatest possible care is taken in arranging the switching and relative positions of components.

number of turns from the earthed end in the aerial circuit, and this forms an auto-coupled "untuned aerial" coupler. Despite its simplicity, good results are obtainable, particularly on the normal broadcast waveband, where it compares well with more elaborate aerial-grid transformers. On the long waves there may be some trouble from interference, but only when the set is operated in the immediate vicinity of a station. It should be added that the exact position for the aerial tapping should be the subject of experiment, as the best coupling will depend on aerial characteristics, etc.; moreover, the wavelength to be received will also influence performance, but it is not difficult to find a connection giving a good compromise.

Apart from the usual screening between grid and plate inductances, it

application, so, generally speaking, it is necessary to consider only moving-coil instruments.

Provided that the resistance of the meter is known, it is a perfectly simple matter to calculate the current corresponding to a given deflection of the needle. The necessary information is generally given by the manufacturer as "ohms per volt"; the total resistance is ascertained by multiplying this figure by the voltage indicated at full-scale deflection, at which the current consumed is given by dividing voltage by resistance (in ohms).

All this will be made clear by taking the typical example of an 0-6 voltmeter rated at, say, 200 ohms per volt. The total resistance is  $200 \times 6 = 1,200$  ohms. The current taken for full-scale deflection is  $6 \div 1,200 = 0.005$  amp. (or 5 milliamperes). Thus a reading of 6 volts shows that a current of 5 milliamperes is flowing. Each single volt division, therefore, represents  $5 \div 6$ , or about 0.8 milliamperes. When the meter is of the popular two-range type, the lower range terminals should be used, as otherwise the resistance will be excessive for most purposes.

It should be added that the high resistance of the voltmeter is likely to be a disadvantage when the instrument is used as a milliammeter, although for its normal function this property is desirable.

o o o o

## A SAFETY HINT.

IT is customary nowadays to include single- or double-cell grid bias batteries for H.F. and detector valves in the receiver itself. A little consideration will show that there is a possibility of short-circuiting these batteries at several points during the process of wiring the set; it is therefore recommended that the connections to the cells should be made after the rest of the wiring has been completed. It will be realised that a cell which has been completely short-circuited for any length of time will show almost full voltage after it has been allowed to recuperate for an hour or two, but it will quickly deteriorate, and may give rise to troubles which are not always easily traced, as grid cells are often mounted in an inaccessible position, where voltage tests cannot easily be applied.

B 40

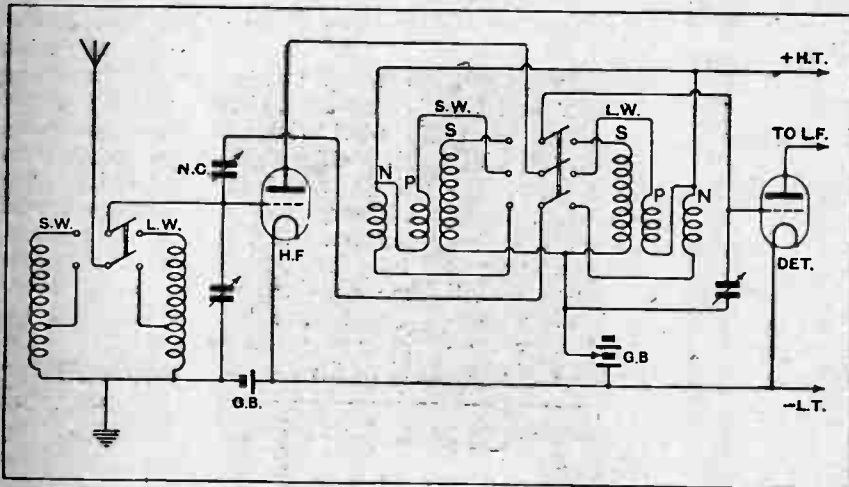


Fig. 2.—Switch connections for waveband change in a typical H.F.-detector receiver.

A circuit diagram showing connections for the change-over in question is given in Fig. 2; the neutralised high-frequency transformers are of the type described in several recent issues of this journal, which, as is well known, have five external connections. It is unnecessary, however, to change over each of these five connections; in practice, only those which are at high potential are brought to the switch, which accordingly need have but three contacts.

Reference to the diagram will show that the simplest possible aerial coupling arrangement is suggested, in order to avoid further complication. The grid coils are tapped at a point to include about one-fifth of the total


is highly recommended that an additional screen be inserted between the two high-frequency transformers, which should be arranged in such a way that the switch wiring is more or less symmetrical.

As an additional refinement, it is possible to couple the two switches together mechanically, so that both circuits may be changed over by a single movement.

o o o o

## VOLTS AND MILLIAMPS

IT is not generally realised that any voltmeter can be made to serve as a milliammeter for reading anode current; as a rule, however, the moving-iron type of instrument is insufficiently sensitive to have a practical



# BROADCAST RECEIVERS ON AMERICAN LINERS

Coil-driven Loud-speakers Operated from Gramophone Records. Superheterodyne and Short-wave Receivers.

By Our New York Correspondent.

**F**OLLOWING the example set some time ago by certain British liners, four ships of the American Grace Line were recently equipped with broadcast receivers and means for reproducing music in different parts of the ship. The reproducing apparatus may be employed either for broadcasting or for gramophone records.

In each case two broadcast receivers have been installed in the wireless room of the vessel concerned. For medium-wave reception a Radio Corporation of America Radiola 20 is used, and for short-wave reception a Crossley 0-v-2 short-wave receiver is supplied.

The Radiola 20, shown in Fig. 2, is a superheterodyne of a new and improved type, which takes up much less room than the older models. It is only about 16in. long. In the wireless room of the ship concerned it is installed on the top shelf of a large copper-lined wooden box. The bottom half accommodates H.T. batteries, a 2-volt filament accumulator, and a trickle charger. The short-wave receiver, which is supplied with interchangeable plug-in coils, is mounted in any suitable and convenient position.

### Controlled by the Wireless Operator.

Both receivers are tuned by the wireless operator, who may use a loud-speaker or wear phones during the process. Having picked up a suitable programme, he plugs the output of the receiver concerned on to a line leading to the reproducing equipment in the public parts of the ship.

In the case of one of the ships in question, the s.s. *Santa Luisa*, which the writer visited recently, the passenger accommodation is of such size that but two reproducing points are necessary, one on deck for dancing and one overlooking the dining saloon. At a suitable point on the deck an R.C.A. Type 104 coil-driven loud-speaker is mounted in a weatherproof box, together with

its associated power amplifier. The standard Type 104 speaker is illustrated in Fig. 1. For marine use the instrument is similar, but with the legs removed. An internal back view of the speaker, together with its incorporated "power pack" and L.F. power amplifier, is also shown.

The Type 104 loud-speaker is designed essentially for A.C. operation (*i.e.*, rectified current from 110-volt A.C. mains), and as ships are invariably equipped with direct-current dynamos, provision has to be made for an





Fig. 1.—The Type 104 loud-speaker and amplifier for reproducing broadcasting and gramophone records.



A.C. supply of the usual standard American characteristics, *i.e.*, 110 volts 60 cycles. This current is supplied from

**Broadcast Receivers on American Liners.—**

a special motor-generator which is installed in a spare corner of a convenient deck locker.

On its arrival at the loud-speaker, the A.C. supply is (1) full-wave rectified, smoothed, and fed to the field coils of the loud-speaker; (2) transformed up, full-wave



Fig. 2.—Radiola 20 super-heterodyne receiver for normal broadcast reception.

rectified, smoothed, and fed to the plate of the power amplifier valve, which is a UX-210 of 7.5 watts rating. This valve takes its input from the wireless room or from the output of the gramophone pick-up amplifier. Thus there are two rectifying and smoothing systems.

Inside the ship, on a balcony overlooking the dining saloon, there is a Brunswick Panatrope. This type of gramophone is arranged to reproduce electrically at all times. Instead of the usual sound-box, it is equipped with an electrical pick-up device, the output of which is amplified and then applied to a Type 104 loud-speaker exactly similar to that already described. This speaker, together with its own associated transformers, rectifiers, smoothing equipment, and power amplifier, is permanently built into the instrument. This associated equipment is known collectively as the "power pack," and receives its power from the same 110-volt A.C. source as the deck speaker.

Switching arrangements on the Panatrope permit it to reproduce either gramophone records or radio broadcasting, and the deck speaker may be fed with either type of entertainment in a similar manner.

The Grace Line ships which have been equipped with this apparatus are engaged upon the New York-Valparaiso service, which takes them through one of the world's worst regions for atmospherics, so that broadcast reception, from the point of view of entertaining passengers, is out of the question for the greater part of the voyage.

During the winter season in Chile, however, very good reception is obtained from the American and Dutch short-wave stations, and as far south as Valparaiso it has been possible on many occasions to switch very agreeable short-wave broadcast reception on to the deck and Panatrope speakers, even from PCJJ, which is received in that part of the world during the afternoon.

## A NOTE ON FILAMENTS.

### Temperature Control of Coated and Thoriated Filaments.

**I**N these days, when coated filaments, running at a dull red heat and consuming very small currents, are so widely used, one is perpetually being reminded that the life of the valve will be considerably shortened if the filament is run too bright. The advice generally given is to reduce the filament current by means of the rheostat until a point is reached at which further dimming results in a loss of either strength or quality. While this is undoubtedly the best possible way to treat filaments of this particular type, these instructions must not be taken to apply to all valves, for some can be injured even more quickly by running at too low a temperature.

With a coated filament, as the name implies, the emission is supplied entirely by a thin coating on the outside of the filament, and the useful life of the valve is dependent solely upon the life of this coating. The rate of dissipation of the coating, in turn, is governed chiefly by the temperature at which the filament is used, so that for long life the lowest temperature at which satisfactory working can be had should be used.

With a thoriated filament, on the other hand, conditions are rather different. Here the emission is again obtained from a surface layer, but in addition there is a further supply of thorium in the body of the filament, which slowly diffuses out to the surface in use, and replenishes the surface coating as it is used up. The rate of this diffusion, as well as the rate of disappearance of the

surface layer, depend on the temperature of the filament, and it so happens that an adequate emission can be obtained at a temperature too low to permit of a sufficient amount of diffusion. It will readily be seen that if the valve is run at this temperature the surface layer will be used up more rapidly than it is replaced by fresh thorium from the body of the filament, so that the emission will fall off, and finally the valve will be rendered useless.

An understanding of the cause of this trouble shows that a valve in this condition can be rejuvenated if the filament is heated up to full brightness for some time, with the H.T. supply disconnected so that emission is not encouraged. During this process, known as "cooking," fresh thorium diffuses out from the body of the filament faster than it is used up, and the lost emission is regained after a few hours.

It is better, however, to ensure that the trouble does not arise in the first place, which can be done by making a point of running any valve with a thoriated filament at the *highest* rating given by the makers, more especially if the plate current required is high—as, for example, with power valves.

Thoriated filaments can be distinguished from coated filaments by the fact that the former run at a bright yellow heat in use, while the latter attain only a dull red glow, or, in the case of a heavily "gettered" valve, cannot be seen to glow at all.

A. L. M. S.



By Our Special Correspondent.

**Oscillators: New P.O. Move.—B.B.C. and Dog Races.—Visitors at Gloucester.—Brussels Listening Post.—5SW Talks to Australia.—Cost of Empire Experiments.**

#### Oscillation Bugbear.

It was hardly to be expected that oscillation disturbance would show a lessening tendency at this time of the year. The sober truth is that it is markedly on the increase, judging by the correspondence received at Savoy Hill. At the end of September the average weekly number of complaints was 73; at the end of October it was doubled.

o o o o

#### Telephone Engineers as Detectives.

The Post Office is taking a very keen interest in the oscillation question, and I learn that P.O. telephone engineers are now being given intensive training in wireless in the hope that their new qualifications, added to their knowledge of local topography, will be of greater use in locating offenders than were the "anti-oscillation" D.F. vans.

o o o o

#### An Unrecorded Disaster.

We have heard of the big troubles caused by the recent gales—how, among other things, the Daventry and Liverpool B.B.C. stations were temporarily put out of action. But a minor catastrophe would go unrecorded if I did not mention it here. Last week the receiving aerial on the roof of 2, Savoy Hill, was blown down and the administrative staff were unable to hear 5GB and 5XX. The aerial was repaired two days later.

o o o o

#### Going to the Dogs.

A suggestion that the B.B.C. should give us a running commentary on the greyhound races at the White City or some other course was put forward by a correspondent in the November *Listener*. I learn at Savoy Hill that this idea will be taken up early next year and that arrangements will be made to broadcast dog races probably at the White City.

o o o o

#### A Select Station.

By far the most modest of the B.B.C. stations must surely be the Gloucester Repeater Station, which is shielded from the noontday glare of publicity because

#### FUTURE FEATURES.

- London and Daventry (5XX).**  
 Nov. 20TH.—Popular Chamber Music.  
 Nov. 21ST.—A Programme for the Eve of Saint Cecilia.  
 Nov. 22ND.—The Roosters' Concert Party.  
 Nov. 23RD.—Military Band Concert.  
 Nov. 24TH.—Ballad Concert.  
 Nov. 25TH.—Symphony Concert. Bridge Broadcast.  
 Nov. 26TH.—Variety Concert. **Daventry (5GB), experimental.**  
 Nov. 20TH.—Chamber Music.  
 Nov. 21ST.—"This Programme Business," an entertainment written and arranged by Cecil Lewis.  
 Nov. 22ND.—"Penelope," a lyric drama in two acts by Herbert Ferrers.  
 Nov. 23RD.—A Concert in aid of the Cardiff Station's "Sets for the Sick" Fund.  
 Nov. 24TH.—Hallé Concert.  
 Nov. 25TH.—"The Cousin from Nowhere," a musical comedy in three acts by Fred. Thompson.  
 Nov. 26TH.—"Dancing Time," a variety programme.  
**Bournemouth.**  
 Nov. 20TH.—Bournemouth Musicians' Benevolent Fund Concert.  
**Cardiff.**  
 Nov. 25TH.—A Concert by the Society of Somerset Folk.  
**Manchester.**  
 Nov. 21ST.—Layton and Johnstone, relayed from the Theatre Royal, Manchester.  
**Newcastle.**  
 Nov. 21ST.—A Programme of Works by Henry Purcell.  
**Glasgow.**  
 Nov. 24TH.—The Radioptimists.  
**Aberdeen.**  
 Nov. 22ND.—"Sauce for the Goose," a Scottish comedy in two acts.

its services to listening humanity are of the "behind the scenes" type. But the repeater station enjoys a kind of esoteric distinction which vulgar main stations can hardly hope for. According to the engineer-in-charge the repeater station has recently been visited by numerous members of the cathedral clergy and by the Dean himself, not to mention the mayor and other municipal celebrities.

It is interesting to know also that the precincts of Gloucester cathedral contain so many aeriels that, with the addition of one more, the place might show signs of becoming disfigured.

o o o o

#### Brussels Listening Post.

Most of the relay stations are suffering badly from heterodyning at the present moment. In some cases the heterodyne note is overpowering at a distance of only three miles from the transmitter.

The whole question of heterodyning will shortly be tackled by the central listening post at Brussels, which I understand will be opened in the course of a week or two. It will be remembered that the decision of the International Broadcasting Bureau to institute this listening post was made public some three months ago. It is under the direction of M. Brailard, the engineer who designed the famous "Geneva wavemeter."

o o o o

#### From Leamington Spa.

Sir Henry Wood will conduct a symphony concert through 5GB from the Pump Room, Leamington Spa, on December 2nd. This will be given by the Birmingham Studio Symphony Orchestra of 65 players, and Harold Williams will sing baritone solos. Mr. Williams is one of those Australian artists in England to whom greetings were broadcast from Sydney on Sunday, October 30th, when the B.B.C. relayed a special short-wave transmission.

o o o o

#### "Tilly of Bloomsbury."

"Tilly of Bloomsbury," a comedy adapted from Ian Hay's novel, "Happy-go-lucky," will be broadcast from 2LC and 5XX on November 30th.



**5SW's 36-hour Test.**

It was a brilliant move on the part of the Chelmsford engineers to conduct a 36-hour continuous transmission test with the object of finding the most suitable times for broadcasting to Australia.

This test was carried out on Saturday and Sunday, November 5th and 6th, from 12 noon (G.M.T.) on the 5th to 12 midnight on the 6th. By special arrangement the Amalgamated Wireless (Australasia), Ltd., kept continuous watch during that period.

○○○○

**How Australia Heard.**

The following reception log is interesting as showing the regular rise and fall in signal strength throughout the day:—

Time of Transmission.	Signal Strength in Sydney.
12.0—14.0 (G.M.T.)	R7
14.0—17.0	R8
17.0—18.30	R5
18.30—19.30	R7
19.30—3.0	nil
3.0—4.0	R2
4.0—5.0	R4
5.0—6.0	R6
6.0—12.0	R7
12.0—17.0	R8

Sydney time is ten hours ahead of G.M.T., and it will be seen that the most favourable reception period for Australia listeners is between 10 p.m. and midnight, i.e., early afternoon here, assuming that the 24-metre wavelength used on this occasion became a standard. There is a distinct possibility, however, that experiments with other wavelengths would produce different results, and I have no doubt that the Chelmsford engineers will soon be making tests in this direction.

○○○○

**The Question of Cost.**

The question has not unnaturally cropped up: What proportion of listeners' money is being spent on Empire transmissions? Incidentally, one of the enquirers is a Scotsman.

When I put this perfectly legitimate question to an official at Savoy Hill it was swiftly answered. "Not a penny," he said. "The B.B.C. is collaborating with the Marconi Co. in these tests, but we are not spending more money than the ordinary programmes demand. Our part in the experiments is to provide the Marconi Co. with broadcasting material. As on Armistice Day, transmission of this material is also suitable for the British public; the Dominions merely have the opportunity to share it."

In the 36-hour test gramophone records were broadcast.

○○○○

**Bristol's Radio Week.**

Cardiff station gives a special Bristol Week during the seven days beginning on Sunday next, November 20th. This is the first week of the kind in the country, for the civic authorities and wireless trade and representatives of all kinds of thought in Bristol are uniting together for the good of broadcasting.

The week will open with a broadcast from the famous old church of St. Mary Redcliffe—the first time a service has ever been broadcast from it. On Monday, a West Country play will be given, and

Bristol artists will give a concert. On Tuesday, Mr. Harold G. Beer, a new Bristol tenor, will make his *début*. On Wednesday, a popular concert will be given in the Central Hall, Bristol. On Friday, the Society of Somerset Folk will give a programme. On Saturday, a programme will be relayed from the Colston Hall, the second largest hall in England.

During the "week," lectures and demonstrations will be given in various parts of the city.

○○○○

**Lord Mayor's Show: Notable Omissions.**

While the Marconi people were well represented in the Lord Mayor's Show last Wednesday there was nothing, I believe, to symbolise the broadcasting



**PLOUGHING A LONE FURROW.** A glimpse of OAK, Lima, the only broadcasting station in Peru. Broadcasting has received little encouragement from the Peruvian Government, which levies an annual tax of about 29/- from each listener. Naturally there are many pirates.

aspect of wireless. Even if the B.B.C. was too busy answering critics to take part, I think the Post Office might have been allowed to include an anti-oscillation van in the procession. Then, too, a stirring tableau depicting an oscillator undergoing the extreme penalty (whatever that might be) would have had a salutary effect.

As it is, we must contain ourselves in hope for another year. May the dreary months roll quickly.

○○○○

**Cecil Lewis on "This Programme Business."**

As a former chairman of the B.B.C. programme board and one who has been associated with broadcasting since early

days when the B.B.C. staff numbered five persons, Mr. Cecil Lewis should know as much about programme building as most people. Listeners, however, may not expect to hear all about the complex problems involved in such work, when Mr. Lewis broadcasts from 5GB "This Programme Business" on November 21st. It will prove instead an amusing entertainment that he has written and arranged; and it will have a humorous moral for the officials of the B.B.C., as well as those who know wireless entertainment only from the receiving end.

○○○○

**The Radio "Raffles."**

The gentleman thief who is reported to be touring the Birmingham area posing as an inspector of wireless sets has shown marked intelligence in the choice of territory. Owing to the present inadequacy of 5GB, there are many houses in the Midlands where the receiving set has failed to give satisfaction of late, and the unsuspecting feminine gladly accepts the offer of the gallant caller to "put the set right." The law of the land forbids the use of man traps, otherwise our ambitious inventors might evolve a set with a concealed circuit of the handcuff variety.

○○○○

**Hope for South London Listeners**

Overhead wires on the Southern Railway in the London and suburban district are still causing much interference to broadcast reception in houses near the line. The residents have not despaired, however, being buoyed up by the hope that the change to the conductor rail system will at least mitigate the trouble.

Preparations for the change-over are now being made, so let us hope that the denizens of Croydon, Streatham, Norwood, and the surrounding districts will soon enjoy a peace they have never experienced before.

○○○○

**Gramophone Transmissions Criticised.**

It is difficult not to sympathise with Dublin listeners who are protesting against the growing use of gramophone records in the transmissions from 2RN. To my mind the only justification for broadcasting gramophone records at all is the opportunity it gives gramophone lovers to hear the latest records available; such transmissions should be limited to one hour a week. Perfect reproduction has not yet been achieved either by the gramophone or the loud-speaker. The combination of the two fails to cancel their individual frailties.

○○○○

**Tommy Handley Again.**

Tommy Handley, the wireless comedian, whose engagement to Miss Jean Allistone, the popular musical comedy actress, was recently announced, will have charge of the variety programme to be broadcast from 5GB on November 29.

The artists in this programme include Bampton Hawkins (dialect entertainer), Lena Copping and Joan Meredith (entertainers with a piano), and Helena Millais (the actress-entertainer).



The Editor does not hold himself responsible for the opinions of his correspondents.

Correspondence should be addressed to the Editor, "The Wireless World," Dorset House, Tudor Street, E.C.4, and must be accompanied by the writer's name and address.

#### THE REGIONAL WAVELENGTH SCHEME.

Sir,—One wonders how much longer the present chaotic condition of the European ether is to last. When the new wavelength scheme was introduced the promoters made the fundamental error of considering nothing but the spacing of stations in kilocycles. The real trouble, that of relative power, was left entirely out of account.

As a result, instead of all the British stations being audible here (Geneva) as they used to be, with comparatively little interference, the ether seems to have been given practically entirely over to the Germans. Wherever one turns on the dial they come booming in, swamping 2LO, 6BM, 5WA, and all the rest. The only station in England that can be obtained at all regularly is 5GB, and that only when Königswusterhausen graciously permits.

It may be all very well for places served by a local station, but for towns like Geneva, where the local station's transmissions are negligible and the nearest big station is 300 miles away, the present wavelength allocation is worse than useless—it is exasperating!

G. D. MILLAR.

Geneva.

November 5th, 1927.

#### EMPIRE BROADCASTING.

Sir,—I have been receiving a good many reports from listeners in this country on my transmissions, and, while I fully appreciate them, I would like to point out that the object of my short-wave telephony tests are primarily for the benefit of the distant parts of the British Empire.

Owing to the extraordinary interest shown by those enthusiasts across the seas, I receive huge mails from all parts of the world, and, as a result, it will be impossible for me in future to send individual acknowledgments of reports to listeners in this country.

A good many listeners here appear to have been disappointed that they cannot get good reception of my transmissions after dark; but they must realise that wavelengths in the neighbourhood of 30 metres have peculiarities after dusk; although between, say, 4 and 5 o'clock in the afternoon, during daylight, they may receive strong signals, after dark they may not hear me at all, and the same applies to early morning. This is naturally due to the skip effect, which perhaps they will take into consideration in future should they be disappointed in not getting my transmissions.

I am continuing these special Empire experiments until April 1st, 1928.

GERALD MARCUSE.

Experimental Wireless Station 2NM.

November 4th, 1927.

#### MORSE INTERFERENCE.

Sir,—Mr. Maurice Child seems to be under some misapprehension regarding the competency and duties of a British sea-going operator, and as his letter is obviously intended to cast

a slur upon our name we take this opportunity of vindicating ourselves.

As far as we can judge, Mr. Child would have us use C.W. on all waves calibrated dead true by the use of calibration waves. Has Mr. Child ever had any practical experience in clearing traffic in congested waters as, for example, the English Channel? It is difficult enough now, but if every station were working on C.W. on 600 metres it would be absolutely impossible to pick out the required station. How would we then get our long ranges with GLD? It is our experience that under good conditions C.W. is more efficient than spark, but when more C.W. jamming or bad X's such as are not encountered in Great Britain crop up, the old spark set comes into its own again. And on top of all this jamming we are to have calibration tuning notes sent out, which will further increase the chaos. Our wavemeters are tested periodically and are seldom found inaccurate, and each of our seventeen radiated waves on spark, I.C.W. and C.W. are always within a fraction of a metre of their nominal wave, which is the best we can do till ships cease to roll—a point which Mr. Child has forgotten.

Passing over the rest of his letter, which is, to quote a technical professional not at sea, "merely the vapouring of a theoretical amateur who cannot tune out Morse interference," we come to the last paragraph, in which Mr. Child flies his true colours. He uses the phrase "disastrous to the progress of broadcasting and other vital wireless services." Since when has broadcasting been a vital wireless service? In conclusion we may say that no distress working will ever be jammed by broadcasting, as in that event we should take official steps to have the broadcasting station closed down temporarily.

We shall be unable to continue this controversy as next week we sally forth to contribute to the jamming in the Channel with our five independent transmitters, but shall be very glad to meet Mr. Child on our return and discuss the matter with him from the viewpoint of

Southampton.

"SEA-GOING OPERATORS."

November 5th, 1927.

Sir,—I am pleased Mr. Maurice Child has entered this discussion as the matter is of general interest.

We should not overlook the fact that the shipowner was first in the field and no doubt considers he has just as much right to protection from the encroachment of an entertainment service as the broadcast listener has to hinder legitimate commercial activity or reduce the margin of safety of life at sea!

Fortunately we may rest assured that whatever the outcome of the Washington Conference the frequency bands and types of wave allotted to various services will be the result of full discussion and argument between experts in possession of all relevant facts and in a position to assess the rival claims of conflicting interests. No doubt the decisions will represent fair and reasonable compromise.

I think, however, Mr. Child takes me to task unjustifiably on one or two points.

He says spark or I.C.W. is not technically essential for a reliable emergency service—perhaps not technically, but I am speaking practically. Elaborate and costly arrangements can be devised, but can Mr. Child show these to be more effective from a safety point of view than, say, the present simple and straightforward emergency battery and coil? I think he would find it difficult, and before he could advocate such a policy he would in justice have to prove it more effective.

The trouble with C.W. is that the tuning is too sharp. Mr. Child suggests more accurate tuning; but will he, as an experiment, some night cover the European broadcast band to discover the following: that stations tuned with the greatest possible care by wavemeters calibrated in the same laboratory may heterodyne each other even when technically separated by 10 kC?

This in the case of fixed stations; from my own experience the presence of a steel frame warehouse alongside a vessel may introduce a tuning error even in a spark set which is noticeable when the vessel gets to sea.

With regard to the law and the Auto-Alarm there is no doubt, I think, that within 12 months from the date of approval all foreign-going vessels carrying between 50 and 200 persons must fit it and in fact have already begun to do so.

What the shipowner has to pay is the point, not what the apparatus has cost to produce. I agree expert attention will be required, but feel this is fully within the competence of a properly qualified operator.

And finally I entirely agree with Mr. Child that once installed it will be extremely difficult to compel further change.

Liverpool.

J. B. WILSON.

November 3rd, 1927.

Sir,—I have followed with pleasure the letters you have published concerning the impossibility of reception in coast towns owing to continuous interference by Morse—English and foreign.

In this part the interference is practically complete, except for Daventry 5XX (even that is subject to Morse), but as their doleful programme is depressing the less said about it the better.

Is the P.O. impotent to end this scandal? A commercial company would have had to face the Bankruptcy Court long ago. Truly we are a long-suffering race!

W. Cornwall.

November 4th, 1927.

"LIVELY MUSIC."

### LOUD-SPEAKER MOVING COILS

Sir,—There seems to be a considerable divergence of opinion regarding the merits of high- and low-resistance coils used in moving coil loud-speakers, and I believe your readers' opinions would be of considerable interest.

For myself, I prefer a coil of low resistance: one of 100 turns of 36 S.W.G. wire when used in conjunction with a Ferranti 25/1 step-down transformer.

The reasons for this preference are as follows:—

(1) Expense.

As a choke and condenser or similar D.C. current-isolating device is necessary when a high-resistance coil is used, and such a choke, to be as efficient as a transformer, is just as difficult to design and expensive to manufacture, nothing in cost is saved; in fact, when a large blocking condenser is added the cost is decidedly greater.

(2) Ease of construction.

The merest novice can successfully wind two layers of No. 36 S.W.G. wire on evenly, but an expert could not do this with, say, No. 47 S.W.G. wire without a special winder, and if it is wound on in a haphazard manner usually two or three breaks will occur.

(3) Space factor.

Working on the basis of 1,000 amps. per square inch cross section of wire, the number of ampere turns of single silk-covered No. 47 gauge wire that can be wound in a given space is only about one-fifth the number that can be wound on if No. 36 gauge is used.

(4) Performance.

Although it can be taken for granted that a low-resistance coil will have a practically even response over the whole musical scale,

this cannot be said about a coil of, say, 1,500 turns, especially when it is remembered that this coil has virtually an iron core.

Further, as curves are now published showing that step-down transformers are obtainable having practically an even characteristic from 50 to 8,000 cycles, this piece of apparatus need not be feared as a source of distortion.

Perhaps your readers will point out my errors in reasoning.  
London, N.W.9. November 5th, 1927. A. R. TURPIN.

### THE PROPOSED REGIONAL SCHEME.

Sir,—In regard to the B.B.C.'s proposed regional scheme, would Captain Eekersley indicate at once, or as soon as possible;—

(a) The probable situation of each of the five centres of distribution, and

(b) The radius of the service-area of each station?

This information is essential if listeners are to be in a position to satisfy themselves beforehand as to the practicability of the scheme before it is actually proceeded with.

Newcastle-on-Tyne,  
October 31st, 1927.

K. McCORMACK.

Sir,—With reference to your Correspondence column of the above, that none of the writers has mentioned "fading" on the lower broadcasting wavelengths, not counting Morse.

I noticed in this part of the country and also Devonshire that everyone listens to 5XX. I can assure you if 5XX were done away with, most people would give up their wireless altogether. 5SB is no good up here, as it fades completely away as well as all other stations. Belfast, the nearest station just across the water, say 35 miles, is as bad, and Morse is awful.

If 5XX were placed on the border of England and Scotland one would not want another station to listen to in the United Kingdom as it is so good.

Wigtownshire, Scotland. November 3rd, 1927.

R. R. H.

### B.B.C. RECEPTION IN SCOTLAND.

Sir,—Mr. Geo. M. Mayer's letter interested me very much, as I have the misfortune, from a radio point of view, to live four miles from Melrose. I may say that my experience is in every way similar to that of Mr. Horne, and I consider it disgraceful that, while the Border districts generally—stretching from coast to coast—must contribute quite a large sum to the revenue of the B.B.C., there is no station which one can listen to and guarantee that—local thunderstorms being excepted—one may listen to an enjoyable concert. Daventry fades badly at times, and seems to be very prone to atmospheric interference. Edinburgh is a joke, and on the short wavelengths Newcastle is the only station which can be said to be really passable. I mean British stations. Germany is good, as also are the various Norwegian stations, and, frequently, France and Spain, but it seems scandalous that no British station is even in "C" category here. C3, yes! We are all hoping that something may be done with the arrangement of the regional stations to guarantee listeners here a degree of good reception.

Galashiels. November 2nd, 1927.

BRYAN GROOM.

### TRESPASSING.

Sir,—If the engineers of the B.B.C. can do a job better than the trade why should not the public have the benefit of their skill and knowledge?

I took advantage of it when I built the B.B.C. Quality Four, and I have never regretted it.

London, N.W.11

October 26th, 1927.

G. CHEERS-CHALONER.

### MANCHESTER EXHIBITION.

Sir,—Would you please allow me to thank all those who were present at the closing stages of the Manchester Wireless Exhibition for the generous support given to the jollification, the exhibitors for the gifts which were auctioned by me, and the visitors for their generous bidding, and also those who contributed to the appeal, which resulted in realising £20 for the Fleetwood Flood Fund.

Liverpool, Nov. 7th, 1927.

W. H. MILLER.

READERS'

PROBLEMS

ANSWERED

The Service is subject to the rules of the department, which are printed below; these must be strictly enforced, in the interest of readers themselves.

A selection of queries of general interest is dealt with below, in some cases at greater length than would be possible in a letter.

"The Wireless World" Supplies a Free Service of Technical Information.

#### Determining Condenser Capacities.

Can you tell me what are the factors which determine the capacity of a fixed condenser? T. L. O.

The capacity of any condenser, whether it be fixed or variable, depends directly upon the area of the overlap between the two electrodes, inversely upon the distance between the electrode (that is to say, the greater the distance, the smaller the capacity), and also upon the specific inductivity of the dielectric.

With regard to the factor "area of overlap," it will be appreciated that in the case of both variable and fixed condensers a large number of plates, or vanes, are used to compose each electrode, and, of course, the greater the number of vanes the greater the area of overlap; and so, in this sense, the number of vanes in the condenser determine the capacity also.

With regard to specific inductivity, it should be pointed out that the specific inductivity of air is taken as unity, and measurements of this property in all other substances are based on this, their specific inductivity being in all cases greater than air.

o o o o

#### A Two-range Portable.

I have lately constructed a single-valve described in "The Wireless World" for July 6th last, and now wish to alter this so that the Daventry long-wave station can be received. Can you suggest the most efficient methods of achieving this?

C. L. M.

You should slightly modify the H.F. circuit to enable interchangeable plug-in H.F. transformers to be used, and, of course, it will be necessary to employ a separate frame aerial wound for the long waves. No difficulty should be experienced in constructing this so that it can be made to replace the short-wave frame, and the simplest method would be to mount two sockets on the sub-baseboard and attach two suitable plugs to the frame so that this can be plugged in. The long-wave frame should have 50 turns of No. 26 D.C.C. wire closely wound. Constructional details of interchangeable H.F. transformers were published in *The Wireless World* for April 27th last, and we suggest you refer to this back number for the desired information.

B 47

#### RULES.

(1.) Only one question (which must deal with a single specific point) can be answered. Letters must be concisely worded and headed "Information Department."

(2.) Queries must be written on one side of the paper, and diagrams drawn on a separate sheet. A self-addressed stamped envelope must be enclosed for postal reply.

(3.) Designs or circuit diagrams for complete receivers cannot be given; under present-day conditions justice cannot be done to questions of this kind in the course of a letter.

(4.) Practical wiring plans cannot be supplied or considered.

(5.) Designs for components such as L.F. chokes, power transformers, etc. cannot be supplied.

(6.) Queries arising from the construction or operation of receivers must be confined to constructional sets described in "The Wireless World" or to standard manufacturers' receivers.

Readers desiring information on matters beyond the scope of the Information Department are invited to submit suggestions regarding subjects to be treated in future articles or paragraphs.

#### Modifying the B.B.C. "Quality Four."

I am building the B.B.C. "Quality Four," but wish to change over to capacity-controlled reaction instead of using the ordinary swinging coil method adopted by them. Can you tell me how to do this? R. D.

To effect this change it is necessary to remove the present reaction coil and in its place to insert an ordinary commercial H.F. choke. At the same time, the grid coil of the detector valve can be mounted in a single coil holder instead of in the moving coil holder, and another fixed coil holder should be placed parallel with the grid coil holder, and at a distance of about 1½ in. from it measuring between the centres. This new coil holder will hold the reaction coil. One side of it must be connected directly to the plate of the detector valve, and the other side to the fixed plates of a 0.0003 mfd. variable condenser, the moving plates of the variable condenser connecting to earth. This condenser will be for the control of reaction.

#### Using a Step-down Transformer.

I have lately constructed a single-valve receiver, and have obtained fair results. I am told, however, that I ought to use a transformer with my headphones, as each earpiece is marked 60 ohms. Will this give me better results, and, if so, what kind of transformer shall I purchase?

D. R. S.

The telephones you have in your possession are what are known as low-resistance telephones, and must be used with a step-down transformer if the fullest results are to be obtained from them. Undoubtedly, the purchase of such a transformer will give you better results. You must have a special type of transformer, known as a telephone transformer, and it would be best for you to apply to the makers of your telephones, who would probably be able to supply an instrument to suit their telephones, although any make of step-down telephone transformer will give reasonably good results.

o o o o

#### Using a Frame Aerial with an "Ordinary" Receiver.

Can you give me a general rule for converting any ordinary receiver designed for use with an outdoor aerial so that it can be used in conjunction with a frame aerial? R. N.

Any receiver can be very simply converted for using with a frame by merely removing the tuning coil connected across the tuning condenser in the grid circuit of the input valve, and substituting the frame aerial in place of the coil. It should be pointed out, however, that it would be of little use doing this in the case of a receiver designed solely to receive only the local station on an outdoor aerial, as, of course, the amount of energy picked up by a frame is very small. Furthermore, precautions are necessary when the receiver has an H.F. stage, because, in spite of any screen that may be built into the receiver for separating the aerial-grid and the intervalve H.F. transformers, the set is likely to oscillate when used with a frame owing to direct magnetic interaction between the frame and H.F. transformer. It is necessary in most cases to completely screen the H.F. stage, as in the case of the "Portable Receiver" described in our July 6th issue.



**Pitfalls of Filaments in Series.**

I have been running three 2-volt valves in series from a 6-volt accumulator. The results were at first quite good, but a rapid falling off in efficiency has been noticed until now the receiver will scarcely function at all. The actual valves used are two Mullard P.M.1. valves, and a Mullard P.M.2. Can you explain the reason for this?

D. R. J.

The reason why your results have fallen off is because you have overrun the P.M.1. valves. It is a mistake to think that one can take any three 2-volt valves and operate them in series from a 6-volt accumulator. This only applies if the filament current taken by each valve is the same. Thus, if three P.M.1. valves were used, all would be well, because the current through all three filaments would be the same, namely, 0.1 ampere. The P.M.2. valve, however, takes 0.15 ampere, and it is obvious, therefore, that since it requires the same voltage as the P.M.1., the resistance of its filament must be lower. We shall not, therefore, have so much total resistance in circuit as if three P.M.1. valves were used. From this it follows that the total current through the circuit will exceed 0.1 ampere, and if this is so, the P.M.1. valves will be overrun.

○○○○

**A Question of R.C. Coupling.**

I am constructing the "All Wave Four," using the modified circuit given in your June 8th issue. Will it be in order for me to use a commercial R.C. unit in place of the separate resistance, coupling condenser and leak used in the original receiver?

You can, of course, use any good commercially made R.C. unit, as you propose, but it must not be forgotten that such units will not contain the 0.0001 mfd. fixed condenser, which in this receiver connects from plate of detector valve to L.T.—nor will such units contain the stabilising existence connected to the grid of the first L.F. valve. You must not forget to add these two devices to the set in addition to the unit. The condenser and resistance to which we refer are marked C<sub>1</sub> and R<sub>1</sub> respectively in the diagram on page 737 of the June 8th issue.

○○○○

**A Grid Bias Trouble.**

I have recently constructed an H.F. detector and L.F. set in which the detector is of the anode bend type, the L.F. stage being resistance coupled. I notice that best results are obtained when the grid return lead joins direct to L.T.—and biasing by even one cell causes practically all signals to cease. Why is this, and what can I do to remedy it?

G. T.

It is assumed that the valve you are using is of the high impedance R.C. type. Such valves usually require not more than 1½ volts grid bias in order to bring the working point down to the bottom bend. In many cases, however, it will be found that slightly less grid bias than 1½ volts

negative is needed. It would appear to us either that your valve is one which requires rather less grid bias than the majority, or alternatively that you are using too low a value of H.T. We should advise you to try raising the value of H.T. We advise in any case, however, that you insert a potentiometer in the manner shown in connection with the "All Wave Four" receiver published in our April 27th, 1927, issue, not only in order that you may be thus in a position to apply less than 1½ volts to the grid, but also in order that you may be able to adjust the grid potential critically.

○○○○

**Safety First.**

I propose to wind the pot magnet of my coil drive loud-speaker so that this can be connected to a D.C. supply of 240 volts. Can you supply me with the circuit, and indicate any special precautions that should be taken to safeguard the speaker in the event of a short-circuit? D. V.

When the pot magnet of a coil-driven loud-speaker is connected to a high voltage D.C. supply, it will be necessary to employ an arrangement similar to that shown in Fig. 1. The guard lamp must be chosen so that the current it will pass is much greater than that taken by the pot magnet, and a suitable fuse should be included in the other mains lead.

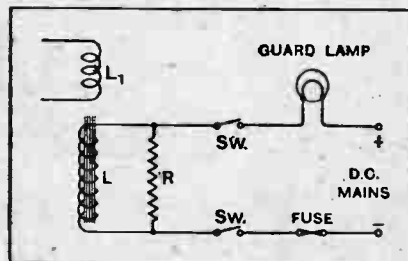


Fig. 1.—Connections of loud-speaker field winding.

When the circuit is broken the lines of force will collapse very rapidly in the electro-magnet, and a very high voltage will be developed across the ends of this coil, which will result in arcing at the switch contacts. To overcome this a buffer resistance R, having a value about 10 times that of the coil resistance, should be connected across the winding, and this must be capable of carrying the mains voltage without overheating. A suitable value to adopt would be about 10,000 ohms, and it must be wire-wound.

○○○○

**Blue Prints.**

I wish to construct the "Everyman Four" receiver, and should be obliged if you could inform me where I can obtain a complete set of blue prints of this receiver.

J. G.

We do not supply blue prints of "Wireless World" circuits, for the reason that full constructional details, together with all necessary drawings, practical and theoretical, are published in connection with the receiver described. The issues in which the

"Everyman Four" receiver was described have been out of print for some time, and we have published, therefore, a handbook dealing exclusively with this receiver. Full constructional details are given, together with practical wiring diagrams, and some very interesting tables show the amplification obtained with different types of valves.

○○○○

**Reception in the East.**

I propose to construct a receiver which will enable me to receive European broadcasting stations in Northern India, and should like your advice on the most suitable type to take with me.

W. R. A.

We do not think that it would be possible to achieve either regular or satisfactory reception of European broadcasting stations working on wavelengths over 200 metres, and suggest that you concentrate on the reception of those stations transmitting on the very short wavelengths, in the region of 30 metres or thereabouts. For this purpose you could supply either the "Empire Short-wave Receiver" described in *The Wireless World* for June 29th last, or either of the short-wave sets discussed in our issue of September 14th last.

Reception of the very short wavelengths can be achieved over great distances with a certain regularity, and in addition the interference from atmospheric is far less troublesome on these wavelengths than on the normal broadcast bands of 200-2,000 metres. In the latter case these atmospheric disturbances often render reception impossible for many days on end, added to which long-distance reception is possible only under very favourable conditions.

○○○○

**A Case of Overloading.**

For the reception of local broadcast an 0-v-2 receiver is used; the first L.F. is resistance-capacity coupled and the second transformer coupled. High-class components are employed throughout, but the quality in reproduction is below expectation, and on loud passages very harsh. The valves are Marconi D.E.2. H.F. for detector and D.E.2. L.F. for second and third positions. I should be obliged if you could suggest a cure for this trouble.

R. M.

The harshness and poor quality is due, no doubt, to the overloading of the last valve. In cases where two L.F. stages are employed the output valve must be capable of handling a reasonably large voltage swing on the grid; that is to say, this valve should have a generous negative grid bias. You could not apply the required bias to the valve mentioned for the reason that it has not been designed to handle a large input. The Marconi and Osram companies have recently placed on the market a D.E.P. 240 which has been designed for use in the last stage of a receiver. This valve will require an anode potential of about 120 volts, with a grid bias in the order of 12 to 14 volts negative.



DAME CLARA BUTT  
ALBERT SAMMONS  
DE GROOT  
JACK HYLTON  
J. H. SQUIRE —



*Are but a few of the  
eminent musicians who use*

# HART BATTERIES

**FOR BETTER WIRELESS RECEPTION**

*The Choice of  
the Critical!*

You want to improve your results too!  
Write Dept. "W.W." for price list, and FREE  
Booklet of interest to all wireless users

HART ACCUMULATOR CO. LTD.,  
STRATFORD, LONDON, E.15.

Branch Offices:

BIRMINGHAM: 165 Edmund Street. BRISTOL: 37 Victoria Street  
CARDIFF: 50 Charles Street. MANCHESTER: 88 Chapel Street  
GLASGOW: 107 Wellington Street. YORK: 6 Bridge Street  
WESTMINSTER: 36 Victoria Street, S.W.1.

Good Ad



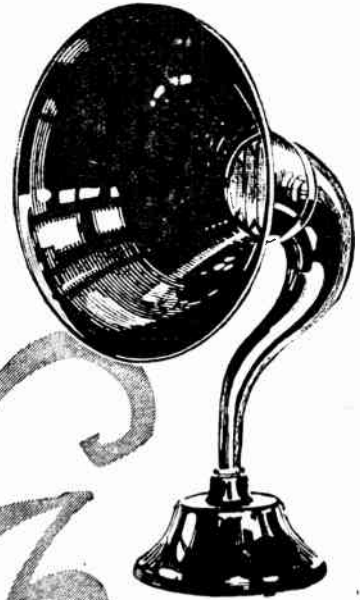
**A MONSTER  
EDUCATIONAL  
CATALOGUE**  
that You should have.

A truly sumptuous 76 page Art  
Paper Publication with a two-  
Colour Cover, containing:—

- (a) 130 Illustrations.
- (b) 250 Instruments, components and accessories detailed.
- (c) An 8-page article "Getting the Most out of Radio," of interest to all.
- (d) Articles on every aspect of Radio
- (e) Guide to best circuits, books periodicals, receivers.

Every Radio Enthusiast should  
write for his copy NOW—

From  
**CLAUDE LYONS Ltd.,**  
76, Oldhall St.,  
LIVERPOOL.



*£3  
-amazing!*

FOR the modest sum of three pounds  
you can become the possessor of a  
full-sized, full-toned B.T.H. Loud Speaker  
—a speaker that has no rival in quality  
of reproduction or appearance, at any-  
where near the same price. Quality and  
price considered this loud speaker is an  
amazing bargain. Ask your dealer to  
let you compare it with any other make.

Height 24" Flare 14"



# LOUD SPEAKER

TYPE C2


The above price is applicable in Great Britain and N. Ireland only

The British Thomson-Houston Co., Ltd.

2811

# ECONOMY!

CHARGE YOUR RADIO BATTERY AT HOME FROM THE "VARTA" "SIMPLEX" RECTIFIER FOR A.C. MAINS.



£3

2 to 6 volts  
1.4 amperes

SAVES ITS COST IN NO TIME, ENABLES YOU TO USE A SMALLER BATTERY FOOLPROOF, EFFICIENT.

Write for List No. 5.

A.F.A. Accumulators Ltd., 120, Tottenham Court Road, W.1.



Model C 14.

## Choose after demonstration!

Your choice must be founded on demonstration. We invite you to hear "Celestion" demonstrated, if not at your dealer's, then without obligation at our Showrooms, two minutes from Charing Cross. Write for "Celestion" folder. Models from £5 10 0 in oak or mahogany.

Celestion Radio Company,  
29-37, Hampton Wick, Kingston-on-Thames.

Showrooms: 33-35, Villiers Street, Strand, W.C.2.

Telephone

Gerrard 0397.

# = CELESTION =

The very soul of music.

## A SOUND INVESTMENT

THE NEW MOVING COIL LOUD SPEAKER. All parts to make up this marvellous sound reproducer now in stock.

GET READY FOR THE CHRISTMAS PARTY by electrifying your Gramophone. All makes of pick-ups now in stock. Igranic 35/-, Burne Jones 35/-, Brown £4, etc., etc.

What about a new Receiving Set for Christmas, either as a present for a friend or for your own use at home? Two, three, four or five-valve MARCONI SETS SUPPLIED ON THE HIRE-PURCHASE SYSTEM. Write in for leaflet giving all particulars and secure one of these most efficient sets before the holidays.

### AN IDEAL XMAS PRESENT.

Only a few left. AMPLIFEX LOOP AERIALS. The most efficient loop yet devised. To clear 30/-.

Our new Catalogue is now ready. Send to-day for your copy—66 pages profusely illustrated with all the latest wireless components. Price 6d. to defray postage and packing. CALLERS FREE

## WILL DAY, LTD.

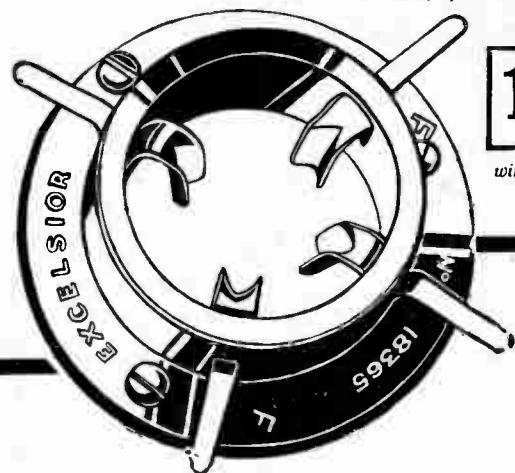
The best in the West,

19, LISLE ST., LEICESTER SQ., LONDON, W.C.2.

Telephone: Regent 4577. Telegrams: Titles, Westrand, London

## EXCELSIOR ANTI-CAPACITY VALVE HOLDER

THE SHORT WAVE VALVE HOLDER as used in the "Empire Short Wave Two" Set, described in "WIRELESS WORLD" June 29th, 1927.



1/-

with fixing pins.

With Empire Broadcasting your valve holder must be efficient. TRY THIS ONE, it was also used in the Short Wave Unit described in "WIRELESS WORLD" Feb. 2nd last.

Get your supply now from the Manufacturers:—

EXCELSIOR MOTOR CO., LTD.,  
Tyeley, Birmingham.



**COLOUR PERMANENCE-**  
vital to the beauty of your set

**EBONART PANELS**

RETAIN THEIR COLOUR AND  
BRILLIANCE INDEFINITELY

*The sealing of the structure of  
Ebonart by Redfern's exclusive  
process ensures this for you*

MAHOGANY GRAIN AND BLACK IN  
ALL STANDARD SIZES



Your Dealer can supply you  
REDFERN'S RUBBER WORKS LIMITED, HYDE, CHESHIRE

The  
**Wireless**  
AND  
RADIO REVIEW **World**  
**EVERYMAN**  
**FOUR**

A 36-Page Booklet giving  
full Constructional Details of  
a remarkably efficient "Two-  
Control" Receiver for Long or  
Short Waves.

By W. JAMES.

The "EVERYMAN FOUR" attracted  
widespread attention when it was first  
described in "The Wireless World."


It is a very sensitive set and has a high  
degree of selectivity. The local station  
is perfectly received, and during a normal  
evening at least fifteen different stations  
may be received clearly at good loud-  
speaker strength. (Constructors claim  
up to twenty-eight stations.)

An additional long-wave attachment for  
Daventry is described in the booklet.

Price 1/- net By post 1/2

From the offices of "THE WIRELESS WORLD,"  
Dorset House, Tudor Street, London, E.C.4. w.w.67

a 2-valve  
Radio Set for  
**50!**



complete with  
two coils but  
without valves.  
Marconi Royalty  
extra.

Brownie 2-valver! Remember the name. Amazing loud-speaker clarity  
within 30-35 miles main B.B.C. Stations or 120 miles Daventry. Brownie's  
greatest achievement. See and hear it at your local radio retailer's.

**The BROWNIE**  
**2-VALVER**

BROWNIE WIRELESS COMPANY (G.B.), Ltd.,  
NELSON ST. WORKS, MORNINGTON CRESCENT, LONDON N.W.1

# WRITE

for the **BECOL HANDBOOK** on  
**WIRELESS CIRCUITS**

WINDINGS FOR MULTI-CONTACT FORMERS FULLY ILLUSTRATED WITH WINDING DATA.

Every Constructor should have this useful Booklet.

THE BRITISH EBONITE COMPANY, LIMITED,  
HANWELL, LONDON, W.7.

PRICE  
Post **6d.** Free.



THE DAIMON HIGH TENSION BATTERY is literally packed with power. Lowest internal resistance is the secret of the Daimon capacity. The Daimon represents the highest attainable in the manufacture of an H.T. Battery—so it should. Daimon has shown the way in battery production for over 25 years. Well it does, as you will agree when you fit Daimon as your power source.

Type K, 1 10 each. Type G, 4/- each. Also H.T. Batteries, 60 volts 9 6d. 100 volts 15 6d. In order to meet competition we have now produced the Daimon Junior, 60 volt 7/11, 100 volt 12 11.

LOUIS HOLZMAN, 34, KINGSWAY LONDON, W.C., or  
S. D. M. Manufacturing Co., Colindale Avenue, Hendon, N.W.9.




## CUT THIS OUT FOR CABINETS

and post to us for new **FREE** list illustrating Cabinets as shown in "Wireless World" etc. etc.

NAME.....  
ADDRESS.....



(Write in block letters please.)  
**CARRINGTON Mfg. Co., Ltd.,**  
CAMCO WORKS, Sanderstead Road,  
South Croydon.  
Telephone : Croydon 0623 (2 lines).



# Watmel

THE IDEAL AUTO CHOKE  
at an IDEAL PRICE!


Price:  
**18/6**

The name and reputation of Watmel are guarantees of the exceptional value of this Watmel product which, judged on its merits alone, is most reliable, efficient and most popular Auto-choke in the market. It combines the amplifying power of the best transformer with that clear purity of tone only possible with choke coupling. Its ingenious patent core and windings are the real secret of its amazing efficiency. Complete with condenser and fixed resistance and with bright parts heavily nickelled.

WATMEL WIRELESS CO. LTD.  
Imperial Works, High Street, Edgware, Middlesex.

## THE PERFECT TERMINAL

For perfect design, finish, and workmanship, Belling-Lee Terminals are unequalled. Chosen by Mullard for all the P.M. circuits in "Radio for the Million," by all the leading Wireless Journals, and by manufacturers of sets and battery eliminators.



Type 'B' illustrated, sold in attractive carton carrying a year's guarantee.

Price 9d. each.  
Type 'M' as type 'B' but non-insulated.


Price 6d. each.

Illustrated catalogue free on request.

## BELLING-LEE TERMINALS

Belling & Lee, Ltd., Queensway Works, Ponders End, Middlesex.

## 2 H.F. EVERYMAN FOUR COILS



Constructed to "Wireless World" Specifications. We can supply these immediately, prices as below.

- Set of 3 Coils B.B.C. .... 36/9
- Set of 3 Coils, 5XX ..... 24/-
- Set of 3 Bases ..... 3/9
- Screening Box (Copper) ..... 30/-

### EVERYMAN FOUR

Aerial Coils, 14/- Transformer, 15/-  
Complete Set, 28/-

Cossor "Melody Maker" Coll. .... 7/6  
Mullard "Radio for the Million" Coils.  
250/550 8/- 1000/2000, 10/-

All above obtainable from all Dealers, or

**FINSTON MFG. CO., LTD.,**  
45, Horseferry Road, London, S.W.1.

Full details of Finston Coils free on request.

Mention of "The Wireless World," when writing to advertisers, will ensure prompt attention.

Not the "ONLY" Portable  
but one of the  
**VERY BEST**

for  
**RANGE, SIZE, WEIGHT,  
PRICE and EFFICIENCY.**



(REGISTERED DESIGN)  
728723


The "**REAL**" Portable  
WANTS A LOT OF BEATING!

We have designed and manufactured wireless apparatus for over 20 years. We can give you the advantage of this unique experience.

CONSULT US.

**READ RADIO LTD.,**  
67, Newman Street, Oxford Street,  
LONDON, W.1.

'Phone . . . . . MUSEUM 2244



**Fresh as the Dawn**  
*every morning!*

A PERMANENT SOURCE OF H.T. SUPPLY THAT RECHARGES ITSELF WHILE YOU SLEEP.

NO matter how much you use it—night after night, week in and week out—the Standard self-generating Leclanche battery will provide your set with abundant H.T. supply.

Enthusiasts everywhere are loud in its praise, and they have good cause to be.

It brings constant, permanent, unfailing H.T. current at a price within the reach of all. The secret—IT RECHARGES ITSELF OVER-NIGHT!

*Get this Free Book*

STOCKED BY  
HALFORD'S  
CYCLE STORES.



State number and type of valve when writing. Popular model 90 **21/9** volts. With brass cups for soldering.

Ditto with detachable terminals. No soldering. **25/1**

Take the first step by sending for FREE Booklet describing every detail for installing and maintaining this super-efficient and money-saving battery. Write NOW to:—

(Dept. B),  
**WET H.T.  
BATTERY CO.,**  
12, Brownlow St.,  
London, W.1.

**STANDARD**  
SELF-GENERATING

PERMANENT  
**H.T.**  
SUPPLY

**The Vital Power in Radio!**

M.B.4



# SENSATIONAL

IMPROVEMENTS IN AERIALS  
AMAZING SUCCESS OF GÖLTONE NEGROLAC

EXTRACTS FROM TECHNICAL REPORTS AND LETTERS RECEIVED.

WIRELESS CONSTRUCTOR (Nov. 1927). "NEGROLAC" (Regd.) Aerial gave better results than any aerial previously tested.  
"RADIDEA," of MANCHESTER EVENING CHRONICLE, reports "25 per cent. gain in receptivity, using 'NEGROLAC' Aerial."  
Mr. A. C. Stanley Park Road, Wallingford, writes:—"5 GB came in 25 per cent. stronger on 'NEGROLAC' Aerial—detuning being necessary to avoid overloading power valve—Distant reception improved beyond measure."  
FEATURES OF "NEGROLAC" (Regd.) AERIAL.  
49 Strands, each enamelled and specially stranded. Fabric outer covering "NEGROLAC" varnished, ensuring high insulation, minimum surface leakage, long life and maximum efficiency.  
50 ft. lengths - 9/-; 80 ft. lengths - 15/-; 100 ft. lengths - 18/-.  
From all leading Stores. Refuse Substitutes.  
Write for descriptive leaflet giving full particulars and results.





**FORMO**

## LOG (or mid-line) CONDENSER

Mounts either Panel or Baseboard.

-00035  
-00025  
-0005

# 10/6

each

The most Scientific Condenser yet produced. Perfect in every detail of construction and performance.

Brown Works, Cricklewood, N.W.2  
Phone: Hamstead 1787

## MICROSTATS

TRY THIS ON YOUR DETECTOR—IT SUITS ALL VALVES.

Sales approaching 1,000,000

SILENT

long lived



**V.F.R. MODEL**, Baseboard Mountings 3/- Post Free

Efficient control of Filament Temperature is vitally necessary for good reception.

One Component Suits all Valves.

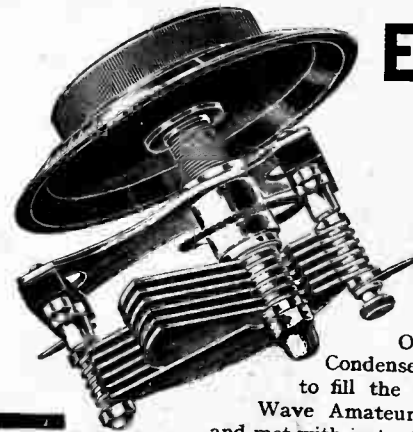
There are over a hundred Valves on the market. Published tables give the filament resistance values of these from 1 ohm to 80 ohms depending upon the Nominal Accumulator Voltage. The "MICROSTAT" and the "V.F.R.," without change of Resistor Element, will govern the Filament Temperature of any Valve perfectly. There is, therefore, no need to possess a multitude of Resistor Elements—one simple Comp. "MICROSTAT," suits all Valves.

For Satisfaction Fit "Microstat."

**STANDARD MODEL**, 2/9 Post Free Panel Mounting

Send for Sample to Manufacturers:

**LIFFORD ENGINEERING CO.,**  
Kings Norton, BIRMINGHAM.



## EMPIRE SHORT WAVE

Our special S.W. Condenser was produced to fill the needs of Short Wave Amateur experimenters

and met with instantaneous success. It is constructed on similar lines to the 4L Model, but Brass Vanes with an exceedingly low minimum capacity are used, and losses are eliminated. With our patented 16:1 Ball Gear and Adjustable Tension it is claimed by all users to be the condenser for

**EMPIRE BROADCAST RECEPTION.**

## SIMPLICON-S.W.

-00015 12/6      -0003 13/-  
Complete with Dial and Knob.  
4L Prices: -0003 13/-      -00025 12/9  
                 -0005 13/6      -00015 12/6

Write for Leaflets:—  
**WILLIAMS & MOFFAT Ltd.,** Radio Dept.,  
LADYPOOL ROAD, SPARKBROOK, BIRMINGHAM.

# Trelleborgs

GUARANTEED  
GENUINE EBONITE

THE FINEST QUALITY PANEL OBTAINABLE.  
ONLY 1/2d. Retail Price per square inch.

STANDARD GLOSSY FINISH 3/16" THICKNESS.  
Other prices:—3/8" Highly Polished, 1/2d. per sq. in.; 1/2" Standard Glossy, 1/2d. per sq. in.; 1/2" Highly Polished, 1d. per sq. in.

Mention of "The Wireless World," when writing to advertisers, will ensure prompt attention.



### C. E. PRECISION WIRE WOUND ANODE RESISTANCES.

The wire used is specially made for the purpose, and some idea of its quality can be gauged from the fact that it costs 21s a pound. 20,000 to 50,000 ohms. 3/8. 50,000 to 100,000 ohms. 4/9. 100,000 to 200,000 ohms. 7/- 250,000 ohms. 8/- 500,000 ohms. 15/- Clips and base 1/3 extra. Other values to order.



### C. E. PRECISION FLOATING VALVE HOLDER.

Anti capacity and non-microphonic. Made from best Bakelite and fitted with Soldering Tags and Terminals. Price 2/- each.

Write for full list of Complete Details and Circuit Diagram of the **ORCHESTRAL THREE**, The receiver that sets the Standard of Perfection.

**C. E. & CO. LTD., BYFLEET, SURREY.**  
Telegrams: Cprecise, Byfleet.

EVERYTHING **The S.E.C.** ELECTRICAL  
your guarantee

**THE LATEST**  
**GECOPHONE**  
*triumphs*



**CABINET SUPER CONE**

Cat. No. B.C. 1694.

The GECOPHONE Super Cone Loud Speaker represents the nearest approach to the ideal. It is fitted with a large cone of conoidal form operating from a delicately balanced armature. The cabinet is of solid mahogany.

PRICE

**£8 : 8 : 0**

**CABINET CONE**

Cat. No. B.C. 1690.

A most desirable loud speaker embodying both quality of reproduction and fine appearance. No other instrument at the price can reproduce with such wonderful faithfulness. Solid mahogany cabinet.

PRICE

**£6 : 0 : 0**




MADE IN ENGLAND.

**GECOPHONE**  
REGISTERED TRADE MARK

**CABINET CONE**  
**LOUD SPEAKERS**


Write for a copy of the illustrated GECOPHONE Loud Speaker Folder, which contains full particulars of the complete range of GECOPHONE Loud Speakers. POST FREE on request.



Sold by all Wireless Dealers and Stores.

Advt. of The General Electric Co., Ltd., Magnet House, Kingsway, London, W.C.2.

**THE WORLD-FAMOUS**  
**NEUTRODYNE**



**NEW**  
**CONSTRUCTION**  
**FEATURES**

1. New Telephone Switchboard Type Wiring.
2. New 100% Safety Factor in design of all moving parts
3. New Oversize Accurate Bearings on all controls insuring rigidity.
4. New Drive System of Tuning Controls giving velvet-smooth operation.
5. Rigid inspection after every step in construction.
6. New Service-proof Volume Control with Automatic Switch.
7. New Freed-Eisemann "Inductor" an exclusive feature which, for the first time, provides equal amplification on all wave lengths.
8. A New High Standard of Selectivity.
9. A New Freed-Eisemann "Magnatone"

*Manufactured in conjunction with*  
**THE CONSULTING AND**  
**RADIO SERVICE GLASGOW.**

**FREED-EISEMANN**

**RADIO OF GREAT BRITAIN, LTD.,**  
**91, REGENT STREET, LONDON, W.1.**

*The Standard of Comparison*

# Don't Spoil your Set

have a good Loudspeaker to go with it.

The All-Bakelite Cabinet Model  
£4 - 4 - 0



This High Class All-Bakelite Cabinet Model, ensures purity of tone, and perfect reproduction, having a patent cone it affords ample volume without distortion.

The Junior Model suitable for portable sets; can be obtained from £2-10-0, while there is a range of Cabinet Cone models in oak and mahogany at the popular price of £3-0-0

Supplied by all good-class Dealers from stock. In case of difficulty write to the Makers.

Manufactured and Guaranteed by:

**WHITELEY, BONEHAM & CO., Ltd.**  
NOTTINGHAM ROAD, MANSFIELD, NOTTS.

# HENDERSON MAINS UNITS for H.T. Supply.



Model No. 4. Direct current.

Hendersons have been making Mains Units for over four years; their experience is contained in the instrument illustrated, one of our most popular models.

Output . . . . One variable voltage, 10v. to 100v. (operated by simply turning one knob). One fixed voltage of 120v. Current available 40 m.a. and 100 m.a. respectively.

This Unit is suitable for the majority of receivers and the price is only **THREE POUNDS**. It costs only about one farthing per week for current.

Numerous other models, both A.C. and D.C., are made, and full details will be sent upon request.

Manufacturers:

**W. J. HENDERSON & CO., LTD.,**  
351, Fulham Road, London, S.W.10

Telephone: Kensington 8983.

# TEST IT WITH

**CRESCENT MOVING COIL METERS**, a new line marketed by us to give satisfaction first and foremost.

Volt Meters are guaranteed to have a resistance of 200 ohms. per Volt and a consumption of only 4 to 5 Milliamps on full scale deflection.

Precise within 1%.  
Milliamp Meters Sh. . . . . 17/6 each  
Single-Reading Volt Meters . . . 17/6 each  
Double-Reading Volt Meters, reading 6 and 120 Volts . . . . . 20 -

# CRESCENT



If unobtainable from your dealer apply to

**LOUIS HOLZMAN,**  
109, Kingsway, LONDON, W.C.2. 'Phone: Holborn 6209.



# WIRELESS COMPONENTS and RECEIVERS

**AERIAL TUNER WITH REACTION**  
One-hole fixing.  
Covers 300-2,000 metres.



Thousands in use. Makes loose coils obsolete.

Complete with diagram and drilling jig . . . Price **8/-**

"EVERYMAN FOUR" COILS

Specially recommended, boxed with 1/- "W.W." booklet, 31/- per pair.

Do. for long wave 800-2,800 metres, 32/- per pair.

"EVERYMAN FOUR" Constructor's Set. Complete set of parts, less Cabinet . . . £8 19 0

Above parts assembled, wired up and tested . . . £13 0 0

Ditto, fitted with Oak open panel Cabinet Marconi Royalty extra. . . £14 15 0



"JUNIOR THREE."

An inexpensive three-valve set, capable of giving good reception with remarkably long range. Instrument only . . . £5 17 6 Marconi Royalty . . . £1 17 6

"JUNIOR TWO."

A smaller but thoroughly capable instrument. Price bare set . . . £3 15 0 Marconi Royalty £1 6 0

**EAGLE ENGINEERING CO., LTD.,**  
EAGLE WORKS, WARWICK

LONDON SHOWROOMS: -44, Pall Mall, S.W.1

Mention of "The Wireless World," when writing to advertisers, will ensure prompt attention.

# MISCELLANEOUS ADVERTISEMENTS.

## NOTICES.

**THE CHARGE FOR ADVERTISEMENTS** in these columns is :

12 words or less, 1/- and 1d. for every additional word, e.g., 18 words, 1/6; 24 words, 2/-.

Name and address must be counted.

**SERIES DISCOUNTS** are allowed to Trade Advertisers as follows on orders for consecutive insertions, provided a contract is placed in advance, and in the absence of fresh instructions the entire "copy" is repeated from the previous issue: 13 consecutive insertions, 5%; 28 consecutive, 10%; 52 consecutive, 15%.

**ADVERTISEMENTS** for these columns are accepted up to **FIRST POST ON THURSDAY MORNING** (previous to date of issue) at the Head Offices of "The Wireless World," Dorset House, Tudor Street, London, E.C.4, or on **WEDNESDAY MORNING** at the Branch Offices, 18, Hertford Street, Coventry; Guildhall Buildings, Navigation Street, Birmingham; 199, Deansgate, Manchester.

Advertisements that arrive too late for a particular issue will automatically be inserted in the following issue unless accompanied by instructions to the contrary. All advertisements in this section must be strictly prepaid.

Postal Orders and Cheques sent in payment for advertisements should be made                      & Co. payable to **ILIFFE & SONS Ltd.**, and crossed                      & Co. Treasury Notes, being untraceable if lost in transit, should not be sent as remittances.

All letters relating to advertisements should quote the number which is printed at the end of each advertisement, and the date of the issue in which it appeared.

The proprietors are not responsible for clerical or printers' errors, although every care is taken to avoid mistakes.

### NUMBERED ADDRESSES.

For the convenience of advertisers, letters may be addressed to numbers at "The Wireless World" Office. When this is desired, the sum of 6d. to defray the cost of registration and to cover postage on replies must be added to the advertisement charge, which must include the words Box 000, c/o "The Wireless World." Only the number will appear in the advertisement. All replies should be addressed No. 000, c/o "The Wireless World," Dorset House, Tudor Street, London, E.C.4. *Readers who reply to Box No. advertisements are warned against sending remittance through the post except in registered envelopes; in all such cases the use of the Deposit System is recommended, and the envelope should be clearly marked "Deposit Department."*

### DEPOSIT SYSTEM.

Readers who hesitate to send money to unknown persons may deal in perfect safety by availing themselves of our Deposit System. If the money be deposited with "The Wireless World," both parties are advised of its receipt.

The time allowed for decision is three days, during which time, if the buyer decides not to retain the goods, they must be returned to the sender. If a sale is effected we remit the amount to the seller, but, if not, we return the amount to the depositor. Carriage is paid by the buyer, but in the event of no sale, and subject to there being no different arrangement between buyer and seller, each pays carriage one way. The seller takes the risk of loss or damage in transit, for which we take no responsibility. For all transactions up to £10, a deposit fee of 1/- is charged; on transactions over £10 and under £50, the fee is 2/6; over £50, 5/-. All deposit matters are dealt with at Dorset House, Tudor Street, London, E.C.4, and cheques and money orders should be made payable to Iliffe & Sons Limited.

### THE SALE OF HOME-CONSTRUCTED UNLICENSED APPARATUS.

#### A New Service to our Readers.

We have made an arrangement with the Patentees whereby readers who wish to dispose of a home-constructed receiver not licensed under the patents made use of, can license the set by means of the Deposit System referred to above.

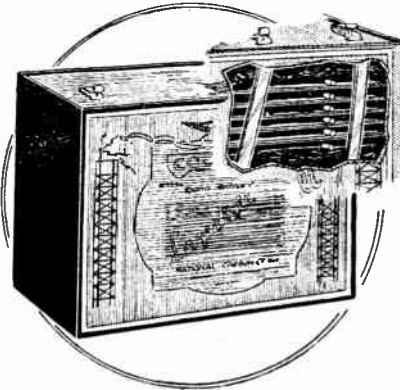
The person desiring to sell, in sending us particulars for his advertisement, will in every case make use of a Box No., and should add to the price which he requires the amount of royalty customarily paid by manufacturers, viz., in the case of Marconi Patents the amount should be calculated at 12/6 per valve holder.

If the purchaser is satisfied with his purchase, the sum realised will be forwarded to the seller, less the amount due in respect of royalties, which amount will be paid by "The Wireless World" to the owners of the patents concerned, and a certificate will be handed on to the purchaser of the set.

#### SPECIAL NOTE.

Readers who reply to advertisements and receive no answer to their enquiries are requested to regard the silence as an indication that the goods advertised have already been disposed of. Advertisers often receive so many enquiries that it is quite impossible to reply to each one by post.

## LAYERBILT— WHAT IT MEANS.



Note the absence of soldered connections between cells. The zinc plates occupy the whole area of the batteries. Each cell weighs nearly eight ounces. An unusually high proportion of the electrolytic element is in direct contact with the zinc electrode. The spaces between cylindrical type cells, which are usually occupied by air gaps and insulating material, in this battery contain active material.

### —and the result?

"The Wireless World" laboratory report of October 26th says: "... The cells are modified in a manner which reduces the internal resistance and at the same time increases the ampere-hour capacity. .... the capacity of the battery is shown to be: unusually high."

As a matter of fact, this battery has a capacity 32.52% greater than any other of the same weight and size.

### J. R. MORRIS

15, Kingsway, London, W.C.

Scotland: J. T. Cartwright, 3, Cadogan St., Glasgow.

## WEARITE COMPONENTS

### 2 H.F. EVERYMAN FOUR

Set of 3 COILS B.B.C. - - - 36/9  
 " 3 " 5XX - - - 24/-  
 " 3 BASES - - - - - 3/9  
 SCREENING BOX (Copper) - 30/-  
 H.F. CHOKES - - - - - each 6/6  
 Paxolin Tubes 3" x 4" - - - " 1/4

Genuine Paxolin bears  
the TRADE MARK



Refuse Imitations.

Send for illustrated lists.

### WRIGHT & WEAIRE LTD.,

740, HIGH ROAD, TOTTENHAM, N.17.

PHONE: TOTTENHAM 3132.

## RECEIVERS FOR SALE.

**ALL-WAVE** Four and the Famous **Everyman Four**; high-class sets only, giving maximum efficiency; full particulars and prices on application.—H. Goodwin, Woodcock Hill, Elstree [0050]

**PAY** Later, buy now: Wireless sets, components, loud-speakers, etc., for deferred payments. Write or call for terms.—Ellis Nicholls and Co., 132, Caledon Rd., East Ham, London, E. [5914]

**EVERYMAN** Four Receiver in Oak Cabinet to specification, complete with P.M. valves, royalty paid, £14; **Everyman** Four coils, 25/- pair.—Warwick Radio Co., Warwick. [6151]

**WONDERFUL** Results.—No valves, batteries, or expense, but loud-speaker results are to be had from our crystal sets: price 15/-.—Gregophone Works, 57, Kenbury St., Cumberwell. [6275]

**BURNDIPT** Ultra IV Receiver, H.F. detector, and 2 L.F. Mark IV tuner, 13 coils, receiving from 160 to 21,000 metres. Brown loud-speaker, large, Brown microphone amplifier, all as new; cost over £70, what offers? Seen in Liverpool.—Box 4292, c/o The Wireless World. [6376]

**3-VALVE** Receiver, with valves and batteries; £4/10, bargain.—Box 4291, c/o The Wireless World. [6375]

**EVERYMAN** Four, £12; short wave three, £10; both with cabinet and valves, guaranteed.—H.M./VCH. [6374]

**B.T.H.** Crystal Receiver for Sale, 10/-; also Brand headphone, 15/-.—T. O. Gronow, Casemansel, Gowerton. [6373]

**A.J.S.** Symphony Receivers Supplied on Extended Payment terms.—Write for full particulars, H. Taylor and Co., Ltd., 49-53, Sussex Place, South Kensington, S.W.7. [6366]

**8-VALVE** G.E.O. Supersonic, superheterodyne in excellent condition, with new 4-volt 40-ampere storage battery, high tension battery and loud-speaker, and complete set of new specially matched valves; cost £76, will accept £50; seen by appointment.—Hayward, 35, Tauza Rd., Hampstead. [6365]

**6-VALVE** Screened Coil Receiver, 2H.F. det., 3L.F. resistance coupled, with power and super power valves, massive oak cabinet, Beicon Western Electric speaker, 120 and 4-volt accumulators, Tudor, wonderful reception and valve, best parts new, ideal for coil drive speaker; £28, including royalty.—Box 4246, c/o The Wireless World. [6360]

**A GREAT** Bargain.—6-valve (1927) Newtrownd American built receiver in all metal case, specially sent over for DX work; price, including valves, £10.—Box 4238, c/o The Wireless World. [6354]

**NOW** You Can Afford that Set and its Accessories if you purchase the New Times way. Make your choice, pay down a small sum and the complete equipment is yours; reasonable monthly payments arranged; all sets and accessories guaranteed; our catalogue will help you.—Write for it to Desk W, New Times Sales Co., 77, City Rd., London, E.O.1. [0080]

**WIRELESS** Sets Constructed to specification and rebuilt; prices upon application.—Box 4225, c/o The Wireless World. [6343]

**3-VALVE** Receiver with valves and batteries, all enclosed in Jacobean cupboard, sound, selective; cheap; £10; Bla ckpool district.—Box 4296, c/o The Wireless World. [6426]

**EPOCH ELECTRICAL SOCIETY.**—At your service.

**EPOCH ELECTRICAL SOCIETY.**—Largest and most comprehensive selection of sets in London.

**EPOCH ELECTRICAL SOCIETY.**—Compare the latest sets side by side in our demonstration room.

**EPOCH ELECTRICAL SOCIETY.**—Two-valve loud-speaker sets, latest model; £5/10 complete, no extras.

**EPOCH ELECTRICAL SOCIETY.**—All good makes from 5/9 to £100 to select from.

**EPOCH ELECTRICAL SOCIETY.**—A guarantee of satisfaction with every set sold, or cash returned.

**EPOCH ELECTRICAL SOCIETY.**—All sets installed free within 25 miles by our experts.

**EPOCH ELECTRICAL SOCIETY.**—Packing and delivery of sets free anywhere Great Britain.

**EPOCH ELECTRICAL SOCIETY.**—Second-hand bargains in stock, all reconditioned and guaranteed for 12 months.

**EPOCH ELECTRICAL SOCIETY.**—Sets built to order into customers' cabinets or antique furniture.

**EPOCH ELECTRICAL SOCIETY.**—Marconiphone and other sets by 12 monthly instalments.

**EPOCH ELECTRICAL SOCIETY.**—Licence refunds arranged under Marconi's rebate scheme.

**EPOCH ELECTRICAL SOCIETY.**—Consult us on the choice of a set; impartial advice.

**EPOCH ELECTRICAL SOCIETY.**—Epoch service is free service.

**EPOCH ELECTRICAL SOCIETY.**—Bring your old set in part exchange for a new one.

**EPOCH ELECTRICAL SOCIETY, Ltd.**, 53, Gracechurch St., E.C.3. Call write or 'phone Royal 8570 (near Monument Station). [6423]



**Receivers for Sale.—Contd.**

**WESTERN ELECTRIC** Public Address Equipment, comprising one W.E. 4-valve amplifier, one W.E. microphone, 2 W.E. projectors, one M.L. 250 volt motor generator, one 12 volt 75 amp. accumulator, complete with valves and armoured wire, etc.; price £110 or very near offer.—Robinson, 23a, Westgate, Otley, Yorkshire. [6431]

**3-VALVE**, 30 stations on loud-speaker, can be heard by appointment; £11/10, with valves.—Box 4298, c/o *The Wireless World*. [6424]

**SUPER-HET**, 7-valve, factory built, with valves and Ethovox loud-speaker; £17.—Swallow, Newport Rd., Sandown, I.W. [6404]

**2-VALVE R1 S.T.100** Set, complete with coils and valves; accept £3/15.—Abbott, 96, Vassall Rd., Kennington, S.W.9. [6399]

**SOLODYNE**, complete with valves and coils, mahogany cabinet; seen by appointment; £18.—B.V., 10, Parsifal Rd., Hampstead, N.W.6. [6396]

**WIRELESS** Sets to specification at price of components.—Pulford, 71, Fortess Rd., N.W.5. [6392]

**2-VALVE** Neutrodyne, late 1926, polished ebonite and mahogany, 200-600 and Laventry, 2 Exide 45 amp., 2 Marconi valves; £2, royalties 25/.—Box 4293, c/o *The Wireless World*. [6383]

**3-VALVE** Receiver with Valves; £6.—Browne, 65, Sinclair Rd., W.14. [6403]

**BATTERIES.**

**WET H.T. Batteries.**—Jurs, 2 1/2 x 1 1/2 x 1 1/2, 1/3 doz.; sizes, 1/- doz.; sacs, 1/3 doz.; dozen cells complete (18 volts), 3/6; post 9d. extra; high efficiency, long life, upkeep practically nil; orders for 3 dozen or over packed in special carton with divisions for each cell, usable as container for complete battery; send 6d. for sample complete unit with instructions; writs for free lists of wireless bargains.—W. Taylor, 57, Studley Rd., Stockwell, London. [0039]

**A.B. Dry H.T. Batteries** Cost Less Than Many Other Makes; the fact that they are manufactured by Messrs. Thomson Houston et Cie., of Paris, is proof of their high quality; further, every battery carries a full and generous guarantee; usual sizes stocked, 60 volt, 100 volt, and grid bias, etc.; ask your dealer for same; if he cannot supply you write us direct; trade enquiries specially invited.—G. E. Ambatiello and Co., Ltd., Ambatiello House, Farrington Rd., E.C.1. Telephone: Clerkenwell 7440. [0063]

**WHY Buy Accumulators or Dry Batteries?**

**LONDON'S** Leading Hire Service amazingly improves reception, saves time, trouble and money, no big outlay, no deposit, pay carman on each delivery; low tension service from 1/3 weekly, 1/8 fortnightly, and 2/3 monthly; fully charged and regularly delivered within 12 miles of Charing Cross.

**C.A.V. High Tension Accumulator** Hire Service from 5/- per quarter of 13 weeks; explanatory folder post free.—Radio Service, 105, Torriano Av., N.W.5. 'Phone: North 0623-45. [5587]

**ACCUMULATORS**, cellaloid, flush tops, 1/4 in. thick positive plates, by well known British maker, regular new stock, not junk or clearance, guaranteed 12 months; 2 volts 40, 7/6; 60, 9/-; 80, 10/8; 100 amps., 12/4; postage extra; 7 days' approval; terms for quantities.—Haden, 14, Finch Rd., Lozells, Birmingham. [6269]

**HYDROMETER**, British made, suitable for all acid lead accumulators, high quality instrument, soundly constructed, recommended by leading wireless journals; post free 4/6, with booklet, "Accumulators Explained."—Utility Syringe Hydrometer Co., Ltd., G. 16, Howard Rd., Ilford, Essex. [0060]

**CABINETS.**

**FIRM** Able to take Contracts for Wireless Cabinet Work; quotations on receipt of particulars or quantities.—196, Lewisham Rd., Lee Green 15719

**ARTCRAFT** Cabinets.—See advertisement, page 36. [0040]

**PANELED** Oak and Mahogany American Type Cabinets, with baseboard and hinged lid, first class finish, depth 9 in.; 12x8 in., 8/6; 16x8 in., 11/6; 24x8 in., 15/6; cash with order, post free; other sizes to order.—A. Smith, 21, Austin Rd., Battersea, London. [6406]

**COILS, TRANSFORMERS, ETC.**

**AERIAL** Grid Coils and H.F. Transformers for Everyman Four, with chart showing over 40 stations (on F.S.), price 15/- each; H.F. transformers for the All-Wave Four, high and low wavelengths, set of two and base, 35/-; all coils of highest quality materials and finish.—H. Goodwin, Woodcock Hill Elstree. [0051]

**TRANSFORMERS**—20 to 1, the correct ratio for use with all standard types of gramophone pick-ups; increase the high frequencies, improve quality, and greatly increase total amplification; price 30/-, post free.—Baily, Grundy and Barrett, Ltd., 2, St. Mary's Passage, Cambridge. [6216]

**EVERYMAN** Four Coils, exact to specification, with bases; pair, 22/6; c.o.d.—H. Freeman, 47, Tenbury Rd., King's Heath, Birmingham. [6332]

**COSSOR** Melody Maker Coils; 7/6; c.o.d.—H. Freeman, 47, Tenbury Road, King's Heath, Birmingham. [6303]



**Run for the bus... it's all right...**

**BENJAMIN**

Portable Set . . . jolting damage the valves? . . . not likely! . . . Benjamin Anti-Microphonic Valveholders fitted . . . Soak up all the jolts and bumps . . . carry the set about like an attache case—run for the bus—Valves O.K.

Fit Benjamin Anti-Microphonic Valveholder to your portable set. No other valveholder will screen your valves from shock and vibration so well. The Secret is in the one-piece springs.

These 5 necessary vital features are only found in Benjamin Valveholders—

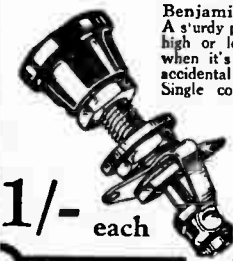
1. Valve sockets and springs are made in one piece with no joints or rivets to work loose and cause faulty connections.
2. Valves are free to float in every direction.
3. Valves can be inserted and removed easily and safely.
4. Valve legs cannot possibly foul the baseboard.
5. Both terminals and soldering tags are provided.

**BENJAMIN CLEARER-TONE ANTI-MICROPHONIC VALVEHOLDER.**



**PRICE 2/-**

Benjamin Battery Switch A sturdy positive action switch for high or low tension. It's OFF when it's IN, thus preventing the accidental turning on of current. Single contact. One-hole fixing.



**1/- each**

**THE BENJAMIN ELECTRIC LTD.**  
Brantwood Works,  
Tariff Road,  
Tottenham, N.17.

Mention of "The Wireless World" when writing to advertisers, will ensure prompt attention.

**Coils, Transformers, Etc.—Contd.**

**B.** and J.—2 H.F. Everyman Coils, wound on Paxolin, complete set with bases, £3; B.B.C. coils, only 35/-; 5XX coils only, 22/-; 3 bases, 3/-.

**B.** and J.—Everyman coils, screened grid or ordinary; 30/- per pair.

**B.** and J.—Our comprehensive guarantee is on every box.

**B.** and J. WIRELESS Co., 2-3, Athelstane Mews, N.4 'Phone: Mountview 1695. [0043]

**SIMMONDS, BROS.**, Shireland Rd., Smethwick.

**EVERYMAN** Four Regular Type coils; 33/- pair, with bases.

**EVERYMAN** Four Long Wave Coils; 33/- pair, with bases.

**EVERYMAN** Four Screened Valve Type Coils; 33/- pair, with bases.

**EVERYMAN** Four 2H.F. Type Short Wave Coils, 41/6 set; long wave, 33/6 set; bases, 1/9 each.

**ALL-WAVE** Four Coils; 42/6 pair, with bases.

**EVERYMAN** Three Coils; 35/- pair, with bases.

**REGIONAL** Short Wave Coils, 34/6 pair; long wave, 48/6 pair; bases, 6/- the two.

**COSSOR** Melody Maker Coil; 8/6.

**ALL** Above exactly to Specification or otherwise approved by "The Wireless World." Screens, boxes, cabinets, all components or complete sets; trade supplied home and abroad; new and revised list now ready, post free, from

**SIMMONDS BROS.**, Shireland Rd., Smethwick. [6319]

**SUPER** Seven Intermediate Three Stage Amplifiers, in copper box to specification; £3/15; guaranteed accurate.—Morley, 18, Grangemill Rd., Catford. [6435]

**ARE** You Building the Cossor Melody Maker? If so, we can supply complete set of parts by return post.

**COSSOR** Melody Maker Coil, wound on genuine Paxolin former with Lewcos wire, 7/6; former, 2/9.

**EVERYMAN** Four Coils, guaranteed exact to specification, 28/- pair; Imperial All Purpose Aerial Tuner, plugs in the place of ordinary aerial coil, and will tune from 150 to 5,000 metres, 25/-; c.o.d.

**SMALLER BROS.**, Nottingham Rd., Eastwood, Notts. [6412]

**COILS** Wound for Any Special Circuit, exact to specification, Everyman Four, 30/-; Everyman Three, 32/-; All-wave Four, 35/6; 2H.F. receiver, short wave, 26/-; long wave, 24/-; tubes, 3 in. x 3 1/2 in., 1/3; spacers grooved with screws, set of 8, 1/-; long, 2/-; coils for Mullard Melody Maker, 7/5 each; Ebonite Paucol, 2 1/2 in. x 7 in., drilled, 5/6; terminal strip, drilled, 2/3; discount to trade.—Norton Bannerman and Co., Hawley Av., Sheffield. [6411]

**EVERYMAN** Four Coils, 11/- each; 2H.F. Everyman, 63/-, set of 6 coils; all complete with ebonite bases; post free; specified materials only.—B. Rushton, 50, Humber Rd., Wolverhampton. [6410]

**HIGH** Grade Coils, strictly to specification; Everyman Four, complete set, 28/-; 2H.F. Everyman, complete set, B.B.C. 35/-; 5XX, 22/6; set 3 bases, 3/6; copper screening box, 27/6; Cossor Melody Maker, 7/-; also coils for any set published in the "Wireless World"; send us your enquiries; Standard components at makers' prices.—G. S. Langrick, 76, Victoria Grove, East End Park, Leeds. [6390]

**MOVING** Coils, 7/6; field coil windings.—Vaughton, 88, Vyse St., Birmingham. [6439]

**MELODY** Maker (Cossor) Coils; 8/6.—Vaughton, 88, Vyse St., Birmingham. [6440]

**LEWCOS** Solodyne Six Coils, complete with bases and screens, long and short wave; 45/-.—Amateur, Cruachan, Dumbaraton. [6345]

**COILS** for Cossor Melody Maker, wound to Cossor specification, ebonite feet for mounting on baseboard; 7/6 each, by return post.—Below.

**EVERYMAN** Four Coils, 28/- per pair; wound exactly to designer's specification, L.E.W. 27/42 Litzendraht wire, grooved spacers, polished ebonite bases, soldering tags on all positions; c.o.d. or cash with order; good discounts to trade.—New Era Wireless and Electrical Co., Hobmoor Rd., Small Heath, Birmingham. [6079]

**REPAIRS.**—All L.F. transformers repaired and maximum efficiency attained; 4/-, post free; a 3 months' guarantee accompanies every repair; don't discard if burnt out; terms to trade.—Transform, 214, High St., Colliers Wood, S.W.19. (New address.) [0085]

**GRAMOPHONE PICK-UPS.**

**PICK-UP**, latest, used by 2LO for perfect gramophone reproduction; £4/4.—Demonstrations daily by W. J. Turberville-Crewe, M.Inst.R.E., 111, Prince's Park Av., N.W.11. Speedwell 3792. [6178]

**GRAMOPHONE** Pick-ups.—Transformers, ratio 20 to 1 for use with all standard types of gramophone pick-ups; improve quality and greatly increase total amplification; price 30/-, post free.—Baily, Grundy and Barrett, Ltd., 2, St. Mary's Passage, Cambridge. [6217]



**Gramophone Pick-Ups.—Contd.**

**DACOL Repairs.**—Any make of pick-up improved, old or new. See advert. under Repairs. [6264]

**PICK-UP Patent 6584**, adjustable damping, perfect reproduction, even amplification, weight only 2½oz., 65/-; microphone transformer, 70 to 1, recommended, 25/-.—Pearson Bros., Long Row, Nottingham. [6384]

**LOUD-SPEAKERS.**

**MIRROVOX** Loud-speaker, oval panted polished aluminium diaphragm, mahogany mounted, looks like a mirror, perfectly wonderful reproduction, equal to any speaker double the price; try one on 7 days' approval; satisfaction or money refunded; £2/10, post free.—A. Brixey, Coldharbour Lane, Hayes, Middlesex. [5579]

**GOODMANS** Can Give Prompt Delivery of Moving Coil Units; the lowest prices consistent with highest possible grade workmanship; list MC3 on request.—Goodmans, 27, Farringdon St., E.C.4. [0089]

**REED Movements.**—Double acting reed movements specially designed to operate cone and other large diaphragms, extremely sensitive on small input; yet capable of enormous volume with sufficient input; will work up to a 5ft. cone with ease; no rattle or distortion; 27/6 each; fair allowance on Brown & Arpices, or Lissenola and other units in part exchange; send stamp for illustrated lists of these and seamless cones.—Goodmans, 27, Farringdon St., E.C.4. [0066]

If you are in London Call and See Goodmans' Coil Drive and Reed Units before purchasing elsewhere.—Goodmans, 27, Farringdon St., E.C.4. [0090]

**COIL Drive Units** from Stock; the usual high standard of workmanship associated with the name of Goodmans, 27, Farringdon St., E.C.4. [0091]

**THE** New Goodman Junior Reed Movement; 14/6; the finest unit, at anywhere near the price, for driving cone and other large disc type speakers; this unit should not be confused with converted earpieces or gramophone attachments; second only in efficiency and performance to our double acting reed movement; full description in our illustrated lists, free on request.—Goodmans, 27, Farringdon St., E.C.4. [0092]

**KONEDOPE** Makes Home Constructed Diaphragms Air-and Damp-proof; tins sufficient for 2 large cones, 1/8 post free.—Everyman's Radio Service, Brent St., N.W. 4. [5851]

**DACOL Repairs.**—Any make of loud-speaker improved, old or new. See advert. under Repairs. [6263]

**COIL Drive Loud-speaker Parts** to Suit Your Requirements; lists free. Manufactured under the personal supervision of W. J. Turberville-Crewe, M.Inst.R.E., 111, Prince's Park Av., N.W.11. Speedwell 3792. [6177]

**WOOD Horns.**—Illustrated list of new models ready; there's one for every speaker base and gramophone attachment.—Maddison, Manufacturer of the Allwoodorn, 2a, Ronalds Rd., N.5. [5845]

**DIAPHRAGM Dressing**, which has stood the test of over 2 years and given universal satisfaction. See you get Dilac. It is not the usual amy acetate 7 celluloid medium; 1/3 and 1/9 per jar, post free; bronze, gold, or silver stocked.—Goodmans, 27, Farringdon St., E.C.4. [0067]

**SPARTA** Loud-speaker, full size, 2 adjustments, excellent reproduction; cost £6/6, will accept £3/10 for quick sale, no offers.—Box 4199, c/o The Wireless World. [6256]

**DACOL Cone Diaphragms.**—No matter what unit you are using you cannot equal the results produced by the Dacol Diaphragm.

**DACOL Cone Diaphragms**, finished in Jacobean style to match any turniture or colour scheme.

**DACOL Cone Diaphragms** require no cutting out, are waterproof and have self adhesive edge.

**DACOL Cone Diaphragms.**—These diaphragms are used in the world's finest 10 guinea speaker.

**DACOL Cone Diaphragms.**—These are the only ones ready for use and require no dressing, preparation, or finishing off.

**DACOL Cone Diaphragms**, 17in. in diameter, complete with 2 cone centres finished to match diaphragm, adjustable centre screw and screwed rod to fit Brown A, Lissenola, Brown unit, etc.; 4/6, post 6d.

**DACOL Specialities.**—See advertisement under heading of Repairs.

**DACOL Cone Diaphragms** may be heard at Davies, Coleman and Co., Ltd. (first floor), 68, Farringdon St., E.C.4. [6266]

**14/6**—Loud-speakers, Truemusik, T.M.C. make, adjustable magnets, seamless blocked copper horn, laboratory tested; wonderful value, 14/6, carriage paid.—The Electric Laboratory, Enfield. [6346]

**REPAIRS.**—All loud-speaker repaired and maximum efficiency attained; 4/-, post free; a 3 months' guarantee accompanies every repair; don't discard if burnt out; terms to trade.—Transform, 214, High St., Colliers Wood, S.W.19. (New address.) [0084]

**N.** and **K.** Loud-Speaker, polished mahogany, inverted bowl type, perfect condition, appearance as new; cost £5, what offers?—A., 64, Meadway, N.14. [6385]

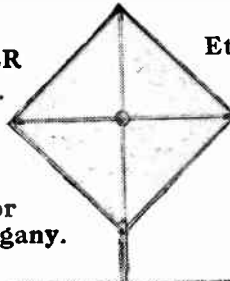
**GIGANTIC BURNDEPT BARGAINS**

**OFFER**

**No. 1.**

**14 only**

**in Oak or Mahogany.**



**The Ethodyne**

**7 valve Set (1925/6 MODELS)**



**SUPER-HETERODYNE RECEIVER** with 2 frame aerials for Long and Short wave lengths. Extremely selective and easy to tune. Easy volume control.

(No. 1589) Original price £90, our price **£36 10 0**  
(No. 1587) ditto but without doors, original price £75, our price **£35 0 0**

**OFFER**

**No. 3.**

**(100 only)**



**Ethophone-Duplex**

A low price 2 valve set that will give magnificent Loud Speaker reception.

Set . . . . .	25 0 0	OUR BARGAIN PRICE
Valves . . . . .	1 2 6	
Coils . . . . .	8 6	
H.T. . . . .	7 11	
Accumulator (Ever Ready) . . . . .	4 6	
Burndept Loud Speaker . . . . .	17 6	Your old set (any make) taken in part exchange.
	8 5 11	

**OTHER SPECIAL BARGAINS:**  
**BURNDEPT COILS** S.1, S.2, S.3 & S.4 1/6 each or 5/6 the set.  
 " " size 100 2/8  
 " " Short wave coils (the 4) 5/6 set  
 " 2 way coil holders, our price . . . 5/11  
 " 3 way coil holders " " . . . 5/11

**THE TRADE SUPPLIED.**

Obtainable only from

*Chas. H. Rodwell* Ltd.,

**14, RAILWAY APPROACH, London Bridge, S.E.1.**

BRANCHES:  
 37, Walbrook E.C.4. Waterloo Station,  
 56, The Mall, Ealing, W. Waterloo Road,  
 78a, Commercial Rd., Limehouse, E. S.E.1.

**Loud-speakers.—Contd.**

**5 BRAND** New Full Size Loud-speakers, £6/6 models, curved horn, finished in brown crystalline on massive plated base, beautifully made and high class appearance, very sensitive on weak signals with majestic volume on loud signals, will not disgrace any set, has beautiful tone, a real high class loud-speaker, satisfaction assured; price £2/15 each.—C. H. Dwill, 27, Manor Way, Uxbridge. [6372]

**THE** Ensco 3-foot American Cone Speaker, a revelation in radio reproduction, just arrived from New York, complete kit and instructions, comprising Linsco direct drive unit, Alhambra Fonotex sheet and hard wood frame; price for kit, 65/-.—Butler Radio Accessory Co., 52, Stirling Rd., Edgbaston, Birmingham. [6355]

**WANTED**, Magnavox Senior Loud-speaker, must be in good condition.—Jackson, Queen's St., Rhyl, N.W. [6353]

**BAKER'S** Selhurst Radio for the best Coil Driven Loud-speaker parts at present available; all parts can be inspected at the works at any time.—42, Cherry Orchard Rd., East Croydon Tel.: Thornton Heath 1488. [6341]

**BAKER'S SELHURST RADIO** for Coil Drive Loud-speaker Parts, as described in "Wireless World," April 13, August 10, and September 28; we manufacture everything at our works, from the pot castings to the finished article; we are thus able to sell a superior article at a reasonable price; all parts are available for inspection; call at our works and judge for yourself the superiority of our parts over all others available 42, Cherry Orchard Rd., East Croydon Station (20 minutes main line from Victoria Station).

**BAKER'S SELHURST RADIO** for Coil Drive Loud-speaker Parts, described by F. H. Haynes in "Wireless World," September 28.

**BAKER'S SELHURST RADIO** for Coil Drive Loud-speaker Parts.—Quick delivery of magnet units with field windings for use with accumulators or D.C. mains, as required.

**BAKER'S SELHURST RADIO** for 2in. Moving Coils, lightest made.

**FRAMES** and Cradles specially constructed to enable unit to be assembled in a few minutes without tools, from Baker's Selhurst Radio; quick delivery.

**IMPORTANT.**—All coil drive speaker parts supplied by us are constructed by highly skilled engineers of the best possible materials, as we do not depart from specifications given in "The Wireless World" you are assured of good results; we manufacture everything, from the pot castings to the finished article.

**WE** have received testimonials from all over the country and also from Belgium, Holland and Italy, expressing complete satisfaction with the parts and surprise at the wonderful results obtained.

**WE** shall be glad to show you all our coil drive speaker parts at our works at Croydon at any time.—Baker's Selhurst Radio, 89, Selhurst Rd., South Norwood, S.E.25. Works: 42, Cherry Orchard Rd., East Croydon. Phone: Thornton Heath 1488. [6172]

**MOVING** Coil, as specified by Mr. Haynes, mounted on diaphragm flexible leads, with surround of rubber, ready to fix to plywood ring; 22/6; delivered from stock; other sizes and winding to specification, also other parts.—Andrews, below.

**COMPLETE** Set of Parts, less woodwork, ready to assemble, as specified by Mr. Haynes in September 28th issue; £5 12/6, plus carriage.—Andrews, below.

**TO** all those interested in moving coil loud-speakers in the Midlands, it would be of interest to them to hear my speaker on 3 valves, giving sufficient volume for the largest households. If too far away ring up Erdington 203 any time during broadcast hours for demonstration.—Andrews, Hutton House, Hutton Hill, Erdington, Birmingham. [0096]

**OCTAGONAL** Cone Loud-speaker, in oak cabinet; assemble 19/11; perfect reproduction; trade supplied.—Write BM/FLM3, W.C.1. [6409]

**AMPLION** A.R.19, 5 guinea model, oak horn, perfect; 50/.—Box 4297, c/o The Wireless World. [6425]

**REED** Movements (Improved), with 2 powerful cobalt magnets, driving rod (any length to order) and nuts for diaphragm, splendid results; 14/6; horn L.S. movements with 6in. aluminium base, 17/6; post free, 7 days approval.—Cathedral Radio Mfg. Co., Salisbury. [6415]

**CELESTION**, £7/10 model, in oak, nearly new, wonderful reproduction and very sensitive; accept £5; approval willingly.—E. Jones, 34, Belle Vue, Shrewsbury. [6388]

**LOUD-SPEAKER** Bargains.—A real loud-speaker at the price of a pair of 'phones', T.M.C. Junior model, usual price 30/-, our price 15/-; T.M.C. Standard model, usual price 65/-, our price 37/6; all new and perfect; carriage paid; cash with order; money refunded if goods are not satisfactory.—Arnel Manufacturing Co., Gun St., Ancots, Manchester. [6386]

**BAKER'S** Selhurst Radio Moving Coil Loud-speaker Parts are more efficient than all others; an inspection of all parts at the works.—42, Cherry Orchard Rd., East Croydon, will immediately convince; write for particulars.—Baker's Selhurst Radio, 89, Selhurst Rd., South Norwood, S.E.25. Works: East Croydon. Tel.: Thornton Heath 1488. [6342]

# —the only way

to obtain the very latest and most efficient wireless receiver is to follow the constructional articles in the technical press, preferably "The Wireless World." You can thus choose which set meets your individual needs, and if you do not wish to build it yourself we will build it for you either exactly to specification or modified according to your requirements: your receiver will then be right up-to-date in design and will form an expression of your own personality to an extent that no stereotyped commercial design can ever achieve. If you cannot make a choice yourself write us stating what results you want and your local conditions and we will advise on the best set to fill your needs, or if you decide to build yourself we can supply all the parts and will help you in every possible way.

Remember the necessity of advance production plans inevitably keeps the large manufacturer months behind the "small maker" in matters of design, while you have the enormous advantage of personal contact with the latter, who has "a soul to be cursed and a body to be kicked" if he lets you down. Get in touch with us for satisfaction—we have been giving it for five years.

**SIMMONDS BROS.,**  
SHIRELAND ROAD, SMETHWICK, STAFFS.

New components list now ready,  
post free.  
Trade enquiries solicited.

## 2LO versus 5GB

Is that your  
Experience?



DO you find your local station fighting to get the better of 5GB? In other words; can you hear the local station as a background to Daventry Junior?

If so, use an  
**"ENCORE"**

STANDARD  
**INDOOR AERIAL**

for improved selectivity. Clear and uninterrupted reception will immediately result.

Price **3/-** net,  
including 7' 6" lead-in.

**ENCORE De Luxe Aerial - 5/6**  
**ENCORE Junior Aerial - 2/-**

Obtainable at all dealers or direct, post free.

**ENCORE MANUFACTURING CO.,**  
16, Lower Richmond Rd., Putney, S.W. 15.  
P. enc: PU.NEY 3973.

### Loud-speakers.—Contd.

**D**ID you see the Moving Coil Loud-speaker, built with Webson parts, manufactured by Star Engineering, at the Olympia Exhibition?

**I**F so, you would appreciate the high class workmanship and finish, which is the standard for all Webson parts manufactured by Star Engineering.

**W**HEN you Order Webson Parts, you obtain goods made by engineers and recommended by the principal wireless journals; see "Wireless World," August 10th and September 28th, 1927.

**F**OR Highest Efficiency, build your moving coil loud-speaker with Webson parts, manufactured only by Star Engineering, Didsbury, Manchester.

**Y**OUR Name and Address, in block letters, will ensure you free lists per return post.—Star Engineering, Didsbury, Manchester. Phone: Didsbury 1785. [6413]

**A**MPLION Junr. Dragon De Luxe, oak horn, good condition; 30/-—35/, Fox Lane, N.13. [6389]

**V**ORTEXION Pot Magnets, moving coils, and mounting castings.—Kirby (Wimbledon), Ltd., 72, Merton Rd., S.W.19. Tel.: Wimbledon 2814.

**C**OIL Drive Speaker Parts; pot magnets wound to any voltage; saturation of pots at minimum consumption. Moving coils; the lightest and most robust, wound to any resistance.

**A**LUMINIUM Castings, by which the whole can be mounted and centred in a few minutes; no spider support required.

**V**ORTEXION Pot Magnets are cast from the finest soft Grey Iron, and are designed to concentrate the flux through the moving coil, giving the highest efficiency of output for input.

**V**ORTEXION Parts are made and guaranteed by Kirby (Wimbledon), Ltd., 72, Merton Rd., S.W.19. Tel.: Wimbledon 2814.

**A**S We Make all these parts Throughout, from the raw material to the finished article, we are able to offer the scientifically correct pot magnet.

**T**HE Effect is the gain of that last 10% efficiency which is so necessary for perfect reproduction.

**P**OT Magnets Supplied, wound or unwound.

**V**ORTEXION Pot Magnets, moving coils, and mounting castings.—Kirby (Wimbledon), Ltd., 72, Merton Rd., S.W.19. Tel.: Wimbledon 2814. [6387]

**V**AUGHTON, Wireless Instrument Maker, 88, Vyse St., Birmingham. Tel.: Mivsey, Birmingham.

**V**AUGHTON.—Coil drive loud-speaker parts; *Wireless World*, September 28th; made and guaranteed.

**V**AUGHTON.—Accurately machined magnet pot casting, 22/6; frame, 17/6; moving coil, 7/6.

**V**AUGHTON.—Brass bobbins, exact to specification, 5/6; plywood rings, 2/-; ebonised ditto, 2/6.

**V**AUGHTON.—Wire (D.C.C.) for above: 14 S.W.G., 2/-; 16 S.W.G., 2/2; 18 S.W.G., 2/6; 20 S.W.G., 2/10; 22 S.W.G., 3/4; 24 S.W.G., 4/-; 26 S.W.G., 4/10; 28 S.W.G., 5/6; 30 S.W.G., 7/3; 34 S.W.G., 10/2; 38 S.W.G., 17/5 per lb.

**V**AUGHTON.—Winding of field coils for coil drive speakers; quotations on application.

**V**AUGHTON.—Diaphragms, insulating varnish, tape, silk, or any material required for speakers. [6437]

**E**POCH ELECTRICAL SOCIETY.—Largest selection of speakers in stock; from 7/11 upwards.

**E**POCH ELECTRICAL SOCIETY.—Take two or three speakers home to try out. Retain one most suitable.

**E**POCH ELECTRICAL SOCIETY.—Speakers by deferred payments; all good makes to £45—55, Gracechurch St., E.C.3. [6422]

**M**OVING Coil Speakers; every part fitted and practically assembled; finest m.c. speaker on the market; selected after comparison by well known firm for demonstrations; wonderful results.—Browne, 65, Sinclair Rd., W.14. [6402]

### VALVES.

#### SCREENED Grid Valves

**T**HE A.P. 412 S.G. for non-neutralised H.F. amplification super R.C. amplification, and anode bend rectification; this is the only S.G. valve with a triple purpose; amplification factor 110, standard 4-pin base; write to-day for full data of all the A.P. 4 electrode valves.—Anely Products, 36, Hindmans Rd., E. Dulwich, London, S.E.22. [5539]

**S**PARE Valve Boxes, made to hold any number of valves as required, from 2 valves to a 100; each valve safe in its own compartment; 2 valve box, 2/-, 6d. each additional compartment.—Burnett, 52, Nightingale Rd., Dover. [6429]

**5/-**—British valves: 2-volt .06 H.F. and L.F., 2-volt .1 H.F. and L.F., 2-volt .25 P.V., 4-volt .06 H.F. and L.F., 4-volt .1 H.F. and L.F., 4-volt 12 P.V., 6-volt .1 H.F. and L.F., 6-volt .25 P.V.; all one price, 5/- each, and all guaranteed; trade supplied; write your name and address clearly.—H. Howarth, British Valve Depot, 288, Deansgate, Manchester. [6441]

## C.D.M.

**NOTHING IS LEFT TO CHANGE**  
in the design of C.D.M. components. Every item is well thought out and manufactured under true scientific principles.



Patent No. 275600.

### C.D.M. FIXED MICA CONDENSERS

have Bakelita cases fitted with two convenient sized terminals and solder lugs. One hole fixing, and each condenser is tested and guaranteed to be correct to within 5%.

#### QUALITY TELLS!

- 00005 to •002 - - - - - 2/- each.
- 0025 to •006 - - - - - 2/6 "
- 01 - - - - - 3/6 "
- Grid Condenser and 2 meg. leak - 2/6 "
- C.D.M. H.F. Choke, finest made - 5/6 "

If your dealer does not stock, write direct to the sole manufacturer:

### C. D. MELHUISH,

(Late Director and Works Manager Walmsley Wireless Co. Ltd.)

8, Gt. Sutton St., Goswell Road, E.C.1.

Phone: Clerkenwell 7494.

Send for catalogue of our guaranteed products

## OVERNIGHT

BATTERY CHARGER



Price  
LT & HT  
**55/-**  
complete

## TRANSFORMERS & CHOKES

of every description for Mains Units.

- 2+2 v 3 amps - 8/4
- 2+2 v 5 amps - 12/6
- 3+3 v 4 amps - 12/6
- 15+15 v 2 amps - 19/-
- 200+200 v 20 ma & 2+2 v 1.6 amps - 17/6
- 200 v 20 ma & 4 v .8 amp. - 12/6
- 200+200 v 50 ma & 2.5+2.5 v 4 a - 25/-
- 250+250 v 50 ma & 2.5+2.5 v 2 a - 28/-
- 275+275 v 100 ma - 26/-
- 500+500 v 100 ma - 52/6

Power chokes E 50 25 ma - - - - 14/-  
Power chokes E 100 100 ma - - - - 25/-

Wiring diagrams and directions post free.

**F. C. HEYBERD & CO.,**  
8/9, Talbot Court, Eastcheap, E.C.3.

(One minute from Monument Unga. station).

Mention of "The Wireless World," when writing to advertisers, will ensure prompt attention.

**Valves.—Contd.**

**MARCONI** 2V24, 2DEV, DE5, DE3, unused, perfect; 45/- lot; cash offers singly.—Williams, "Merok," Lees Rd., Bromhall. [6379]

**TWO** Marconi U3 Rectifying Valves, with holders, unused, 17/- each, post free; also 2 Ferranti A.F.3 transformers, 16/- each.—S. Taylor, 154, Granville Av., Oldham. [6416]

**A.P.** 4-electrode Valves are winning through on merit alone.

**BECAUSE** they offer you a new field and a new interest.

**BECAUSE** they really have great advantages with no attendant disadvantages.

**BECAUSE** practically the whole of the money paid for an A.P. valve goes into your valve, not lavish publicity.

**BECAUSE** the published curves and data tell the whole truth and nothing but the truth.

**BECAUSE** they are also the valves for you if you don't wish to alter your set in any way, but merely have a watchful eye upon the biggest item in your running costs—H.T. batteries.

**BECAUSE**, it isn't necessary to install a complete new set of valves right away; any A.P. 4-electrode can be used in conjunction with existing 3-electrodes.

**SEND** a postcard to-day for X-ray photographs and characteristics of the A.P. family.

**ANELOY PRODUCTS**, 36, Hindmans Rd., East Dulwich, London, S.E.22. Phone: New Cross 4074. [6035]

**CHARGERS AND ELIMINATORS.**

**ACCUMULATOR** Chargers (A.C.), 45/- complete, post free; also components for same and for A.C. battery eliminators; fully guaranteed.—Stafford O'Brien and Partners, Ltd., 66, Victoria St., S.W.1 [0052]

**MAKE** Your Own High Tension Eliminators and Battery Chargers using Croix super-power transformers and filter chokes, guaranteed for one year; wiring diagrams free; set of parts from 16/6; write to-day, stating A.C. or D.C. mains.—The Wholesale Wireless Co., 103, Farringdon Rd., London, E.C.1. [0088]

**PHILIPSON'S** Safety High Tension Eliminator for D.C. Mains, 200 to 250 volts, no hum or ripple, gives 7 voltages from 60 to 135 volts, maximum output 38 M.A.; fitted in well-finished oak cabinet, price £2/19/6, carriage paid.

**PHILIPSON'S** Safety High Tension Battery Eliminator for A.C. Mains, 200-250 volts, gives voltages from 20 to 120 volts at 20 M.A. discharge, and grid bias 5 voltages from 2 to 12 volts, maximum current output 50 M.A.; fitted in well-finished oak cabinet, £5/19/6, royalty 12/6; 12 months' guarantee given.

**PHILIPSON** and Co., Ltd., Radio Engineers, Holland St. Works, Astley Bridge, Bolton. Phone: 2038 Bolton. Telegrams: "Safety," Bolton. [0081]

**ARPO** De Luxe D.C. High Tension Eliminators, 6 tappings, for 1 to 6-valve receivers, mahogany cases; 60/-; guaranteed 6 months.

**ARPO** Bimolar Smoothing Chokes, laminated core, most efficient; 15/-.

**ARPO** Resistances tapped 10 points, 10,000 ohms, for 230 volts mains; 6/-.—Arnold Pochin and Bros., Trafford Park, Manchester. [6085]

**A NEW** D.C. Eliminator by a firm specialising in the very best of workmanship, components and construction, regardless of the competition of cheap jacks and their cheap(?) results; our customers will recall "An Introduction" to the effect in our earlier catalogues; our new model gives a range of 1 to 10 tappings, 10 to 150 volts, output 50 m.a.; can be used on any receiver where direct current is available; absolutely foolproof and guaranteed 6 months; quality, excellent results, and a guarantee; you may have these at a reasonable cost; price 39/6 complete; postage and packing free.—The Harton Radio Engineering Co., Ossett, Yorks. [6222]

**TIP-TOP** Valve, rock bottom prices; power transformers, full wave rectification, 150v, 50m.a., and 5 volt, 17/6; chokes, 5/6; power valves, 7/6; kind of components, including 2 power valves, 62/6; carriage paid; lists free.—Simpson, Jesmond Place, Leeds. [6296]


**ATLAS** Eliminator, D.C.3, as new; accept £3/10/- Hassall, 6, Lord St., Liverpool. [6378]

**EPOCH ELECTRICAL SOCIETY.**—Why bother with batteries? Consult our experts free about an eliminator.

**EPOCH ELECTRICAL SOCIETY.**—Largest variety of eliminators and chargers.—53, Gracechurch St., E.C.3. [6421]

**GRAND'S** D.C. H.T. Units are constructed from reliable components to a tested and proved specification; competition defied, comparison invited.

**GRAND'S** D.C. H.T. Units, 7 days' trial, guaranteed 12 months, 3 models; 60v., 19/6; 60v. and 100v., 23/6; 60v., 90v., and 120v., 27/6, c.o.d., post free.—Patentee, S. E. Grand, 88, Fenchurch St., E.C. [6398]



**A  
PEERLESS  
COMPONENT  
THE PEERLESS NEUTRODYNE  
CONDENSER**

This component is neat in design and robust in construction. Rotation of an ebonite knob causes a circular brass plate to move towards or away from a fixed circular brass plate attached to a disc of insulating material. Contact between the two plates is prevented by means of a thin insulated disc placed between them. The fixed plate is attached to the centre of an insulated washer, the latter being held in position by a neat metal case which encloses the plates. A metal sleeve is attached to the case, and in conjunction with a nut provides a means of fixing the component to the panel after drilling a single hole.

On test, the minimum capacity was found to be 3 micro-microfarads, while the maximum capacity was 22 micro-microfarads. This is a satisfactory range of capacities for neutralizing all types of receiving valves.

Panel Mounting - - 2/6

Baseboard Mounting - 3/-

**THE BEDFORD ELECTRICAL  
AND RADIO CO., LTD.**

22 Campbell Road, BEDFORD.

LONDON:  
21 Bartlett's Buildings,  
Holborn Circus, E.C.4.

GLASGOW:  
118 St. Vincent Street,  
C.2.

**WIRE.**

**LITZ** Wire (Lewcos) 27/42s, 1d. per foot, 150ft. 11/6; 9/38s, 4/- per 50yds., post free.—Stoner's Radio Service, 42, Wellesley Rd., Wanstead, E.11. [6368]

**WIRE** of any size or kind from Vaughton, 88, Vyse St., Birmingham. [6438]

**COMPONENTS ETC., FOR SALE.**

**BELLING-LEE** Panel Fittings are designed to give an expert finish to any home-constructed set; catalogue post free.—Belling and Lee, Ltd., Queensway Works, Ponders End, Middlesex. [0018]

**REED** Movements.—Double acting reed movements especially designed to operate cone and other large diaphragms, extremely sensitive on small input, yet capable of enormous volume with sufficient input; will work up to a 3ft. cone with ease, no rattle or distortion; 27/6 each; fair allowance on Brown A earpieces, or Lissenolas and other units in part exchange; send stamp for illustrated list of these and seamless cones.—Goodmans, 27, Farringdon St., E.C.4. [0049]

**DECKOREM** Components are the finest you can include in any set you build. Write for free catalogue.—A. F. Bulgin & Co., 9-11, Cursitor St., London, E.C.4. [5891]

**A.J.S.** Headphones, light, strong, adjustable Headsets, perfectly clear, and comfortable, full makers' guarantee, list price 15/-; on 7 days' approval; satisfaction or money refunded; 10/6, post free.—A. Brixey, Coldharbour Lane, Hayes, Middlesex. [5578]

**AERMONIC** Valve Holders are the finest value in British made components; model H antimicrophonic, 1/6 each. [5891]

**GRID** Leak Holders for Vertical or Horizontal Mounting, Bakelite mouldings with adjustable springs, fitted terminals, Aermonic No. 1; 1/-.

**ANGLE** Bending Pliers, Aermonic; one nip of the jaws bends wire to a right angle, indispensable for workmanlike wiring; price 2/- each.

**GRID** Leak Clip for Mounting Direct on the Wires, Aermonic No. 2; 4d.; if your dealer does not stock, write for free list to the manufacturers.—James Christie and Sons Ltd., West St., Sheffield. [0078]

**LAKER** 30ft. Handsome Steel Mast; 22/6.—See descriptive advertisement, page 35. Easily erected. [0021]

**TANTALUM.**—Tantalum metal sheet for A.C. rectifiers, tungsten, molybdenum, selenium, woods, metal, crystals.—Blackwell's Metallurgical Works, Liverpool. [5745]

**RESISTANCE** Capacity Coupling Units.—First stage, Anode R, .5 meg., second stage, anode R, 2 megs., both stages; grid leak, 5 megs.; condenser, .001 mfd; Pse anti-microphonic valve-holder, mounted on erinoid base; 7/6 cash, 8/6 c.o.d.—C. H. P. Nutter, P.R.A. Radio Corner, 243, Selhurst Rd., South Norwood, S.E.25. [6134]

**BRANDES** 111A 3-valve receivers, £6/15, royalties extra; Brandes condenser, .0005 15/6, .0003 15/-; Brandes headphones, 13/8; all speakers (Brandes) in stock; Marconi all-power unit, D.C., £6/10, A.C., £9; H.T. supply units, D.C. 1-2 valves, 35/-; for multi-valve sets, £4/2/6; when ordering kindly state voltage of mains.—Radio Service Depot, 678, Washwood Heath Rd., Birmingham. [5447]

**TELETRON.**—The one wire long distance remote control, the simplest remote control to install, one wire only required; private houses, Teletron will enable you to control the receiver from any room; estates, Teletron can link up all outlying cottages to one central receiver, a single wire covers any distance; Teletron is invaluable for institutions and hospitals; Teletron can be used with any type of receiver; price 35/6, post free.—Baily, Grundy and Barrett, Ltd., 28, St. Mary's Passage, Cambridge. [6028]

**COMPONENTS**, etc., new and second-hand, to clear at exceptional prices; send postcard for list, mention clearance.—Ellis Nicholls and Co., 132, Caledon Rd., East Ham, London. [6272]

**SCREEN** Boxes made of Planished Copper to specification for the Two H.F. Everyman receiver; price 15/- each, post free, cash with order.—Rigby and Woolfenden, Sheet Metal Workers, Rochdale. [6252]

**DECKOREM** Components are the finest you can include in any set you build. Write for free catalogue.—A. F. Bulgin & Co., 9-11, Cursitor St., London, E.C.4. [5892]

**EVERYMAN** Coils, exact to specification, 3-4-5, 15/- each; All wave (May 11th), with base, 42/- pair; regional low wave, 32/-; long wave, 46/- pair bases, 5/- pair; quality three, 16/-.—Jennings, below

**2HF** Everyman Coils, 12/- each, bases 1/6 each set of 6 coils and 2 bases, 72/-.—Jennens.

**SCREENS** and Boxes for all Everyman Receivers.—Jennens.

**LITZ** Wire, 27/42 (Lewcos), 70 turns 4/8.—Jennens.

**SPACERS** grooved with screws, 8 aerial or anode, 1/-; All-wave, 6 short 1/-, 12 long 2/6.—Jennens.

**TUBES**, genuine Mikapac, 3in. x 3 1/2 in., one 1/8, two 2/6, three 3/6; Cossor Melody-maker, 7in. x 4in., 2/6.—Jennens.

**COSSOR** Melody-maker Coils; 7/-.—Jennens, Radio, Jennens Row, Birmingham. [0075]

**Components, Etc., for Sale.—Contd.**

**SHORT-WAVE** Wavemeters, 18-70 metres, every instrument individually calibrated by hand; enables any required station to be found immediately; in upright mahogany cabinet, complete with full instructions, 35/-, cash or c.o.d.—Deepees, 22, Ganton St., Regent St., W.1. [6235]

**1 PAIR** of Brown's F Type Headphones, unused, perfect, 15/-; Cosor .1 red band 4-volt valve and Ediswan A.R.06 L.F. valve, both hardly used and guaranteed perfect, 6/- each.—R. Minchin, Norent, Reading, Berks. [6382]

**LAMPLUGH** Panel Plate Tuner Unit, 250-2,000 metres, new; 27/-—Woodhouse, 22, North St., Dudley. [6381]

**AMATEUR'S** Surplus.—Cabinets, loud-speaker, transformers, condensers, and sundry other components available at bargain prices, all in perfect condition, some brand new; complete list on receipt of postcard.—Bowles, 7, High St., Crawley, Sussex. [6380]

**SET** Igranio Short Wave Coils, 8/-; Ferranti A.F.3, 18/-; D.Mic screening boxes, 2/6; Geophone square slow motion .0005, 12/6; Ormond square law .0005, 5/6; all as new.—19, Strand, Dawlish. [6367]

**CELESTION** Mahogany Loud-speaker (£7/10 model), £5; Marconi ideal 2.7.1, new, 17/6; Ferranti A.F.3, 15/-; 3 .0005 Geophone S.L. slow motion condensers, 12/6 each; Gambrell neotrovernia, 3/6; Igranio micro, 3/6; 3 Burndept 30 o.h.m. metal rehostals, 2/6 each; anti-phonous valve holders, 2 Bowler Lowe, 4 Benjamin. 4 Iye, 1 Burndept, 1 Lotus, 1/6 each; all guaranteed perfect.—Box 4285, c/o The Wireless World. [6363]

**LAKER** 30ft. Handsome Steel Mast; 22/6.—See descriptive advertisement, page 35. Easily erected. [0022]

**WILSON** Microphone Bar Amplifier, as advertised at 34/-, new 3 months since, not used; will take 25/-—Wootton, 17, Princes St., Peterborough. [6359]

**COMPACT** Low Power Short Wave Transmitter, American components, including valve; £7; photo; further particulars on request.—Machell, Lostock Hall, Preston, late O-8W.M. [6356]

**SUPER-HET** Kit G.R.Co., 3 I.F.s, 1 filter, Colvern osc. coupler, 200-600m. brand new; total cost £5, sell £2/10.—Nell, 87, Stalker-Lees Rd., Sheffield. [6352]

**REPAIRS.**—Any make of L.F. transformer, headphones, or loud-speakers repaired and maximum efficiency attained; 4/- post free; a 3 months' guarantee accompanies every repair; don't discard if burnt out; terms to trade.—Transform. 214, High St., Colliers Wood, S.W.19. (New address.) [0083]

**DECKOREM** Components are the finest you can include in any set you build. Write for free catalogue.—A. F. Bulgin & Co., 9-11, Cursitor St., London, E.C.4. [5883]

**HIGH** Tension Generator Unit, ball bearing motor, all carbon brushes, 3-way resistance control switch, input 12v, 5amp. (Max), output 500v, 100 m.a., transformer, D.C. output, in good condition and working order; 30/-—Below.

**2IN.** Spark Coil, heavy discharge, high speed trembler, good points, in strong teak case, perfect, 17/6; ditto, no tremblers, otherwise perfect, 7/6; carriage forward; 1in. spark coil, perfect, 5/-; ditto, no tremblers, perfect chokes, 3/-; 1in. spark coil in case, complete with Morse tapping key, 8/6.—Below.

**4M.F.** Condensers, in teak case, 4/-; also metal case; 2M.F. condensers, 2/-; 1/2M.F. condensers, in case ebonite panel, 1/6 2 Dewar switches in teak case, with terminals for change over switching, 1/9; 1,000 ohm choke coils, 1/-; 500 ohm choke coils, 1/-; 120 ohm earphones, 1/6; good sensitive microphones, 1/6; transformers to suit, 2/6.—Below.

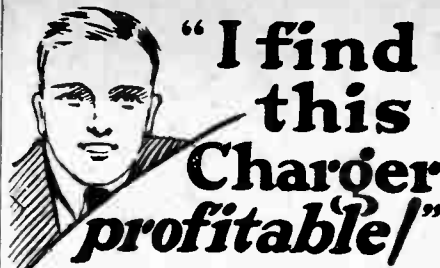
**SKINDERVIKEN** Microphone Buttons, new, 2/-; 1-36 Mansbridge, 6d.; Silvertown magneto galvo, full scale, 20/-; multiple Dewar switches, 1/-; good buzzers, 1/-.—Below.

**GOOD** Fan Motors, 110 volt and 220 volt, 1-12 to 1/2 h.p., good condition and working order, large quantity to clear at low price of 10/- each, carriage forward; 1/4 h.p. D.C. motor, 220 volt, good condition, quantity to clear cheap at 27/6, carriage forward; 1/4 h.p. motor blower, on iron bed plate, 110 volt, 40/-, carriage forward.—Below.

**LOW** Wave Length Tuner, could be used for crystal or valve, capacity 30 to 290 meters, containing large variometer, 2 wound coils, all ebonite, 5 change over switches, 2 block condensers, 6 tappings, wiring diagram, etc., in polished teak case, set mounted on 1/2in ebonite panel; price to clear, 10/- each.—Below.

**MINE** Explorer Dynamos, 50 volt 3 amp., racket hand drive 4 lbs., wire or field, as new practically unused, weight 20 lb., price 20/-, carriage paid; ditto larger size, weight 32 lb., carriage forward, 25/-.—Below.

**HAND** Telephones, complete with earphone and microphone, 3/6; Marconi variable condensers, .01, 6/-; G.P.O. receivers, 2/6; I.F. transformers, new, 4.1, 7/6; charging resistance, 2 amp., 6/-; all above guaranteed, 3 days' approval from date of delivery; cash with order.—Galpin, Binfield Heath, near Henley-on-Thames. [6347]



**"I find this Charger profitable!"**

From the day I purchased this charger, I knew it was a good investment. In a short time it paid for itself and it has saved me all those tiresome journeys with heavy accumulators to the local garage. And it's simple and safe to use! No fumes, overheating or sediment from the electrolyte and no pitting of the electrodes! I find this charger profitable—and so will you."

Test one this winter! If within seven days you are not absolutely satisfied—full cash price will be refunded.



Patents pending.

**Faradex**  
RECTIFIERS

Gives 85-200 milliamperes according to the wattage of the lamp in circuit. 30/- complete, packing and carriage 1/6 extra. Full particulars and technical details from Rooke Bros. Ltd., 55, Cardington Street, London, N.W.1

**THE LEADING COMPONENT HOUSE IN THE NORTH OF ENGLAND.**

The most wonderful stock of up to date Components and Sets is held. Speakers and Sets demonstrated in our Demonstration Saloon in Deansgate (bottom of Market Street) in quiet surroundings.

The parts for all the latest sets, including the Cosor Melody Maker actually in stock. Cabinets made in our own Factory at reasonable prices. Solid Oak £2 9 6 Bureau (18x7 pane).

Trade enquiries for cabinets are invited.

A complete 3-valve £8 12 6 Set in same.

Will obtain Foreign Stations on the Speaker.

If you get it from Bush House it's the best.

**BUSH HOUSE**

40, Deansgate — Manchester.

And also at Sandhill, Manchester.

**Components, Etc., for Sale.—Contd.**

**DIX-ONE** Meter, new, cheap, only 40/-; multipliers, 4/6 each; order early to avoid disappointment.—Write BM/FLM8, W.O.I. [6408]

**S.T.43, 12/-**; P.M.5x .075, 7/-; Osram D.E. .06, 3/-; Watmel H.F. choke, 3/6; Lewcos and Colvern screened bases, 250-550, split secondary and primary transformers, 5/- each. Chotzner, The Hermitage, Silver St., Cambridge. [6348]

**AMATEUR** Xmitter (ex manufacturer), has for disposal the following:—New and used valves, B5, B6, B7, B4, B3, D.E.V., D.E.Q., D.E.3B, and 216A, quantity of each; components: G.E.O. condensers (old type), Burndept microphone, Burndept crystal detectors, Igranio coils, 2 100, 2 250, 2 300, 1 400, 1 1,250, 1 1,500; heterodyne wavemeter, 85-520 meters (curves for 2 valves), Esco H.T. generator 500v, 130ma, and 6v, 10h, coupled to B.T.H. A.C. motor; used, but in A.H condition, ultradyne superheterodyne kit, 2 .0005 low loss Hammarlund condensers, G.E.C. superheterodyne (high and short wave couplers), Sterling frame aerial, Polar R.C.C. units, Amplion A.R.III; Primax loud-speaker, McMichael 2v. receiver H.F. detector, Marconi 52A H.F. amplifier with v24 valves, Brown microphone amplifier, Marconi output transformer 120 o.h.m.; offers for all or any of above to Box 4237, c/o The Wireless World. [6351]

**DECKOREM** Components are the finest you can include in any set you build. Write for free catalogue.—A. F. Bulgin & Co., 9-11, Cursitor St., London, E.C.4. [5884]

**LAKER** 30ft. Handsome Steel Mast; 22/6.—See descriptive advertisement, page 35. Easily erected. [0023]

**CROMPTON** Dynamos, shunt wound, 4 pole, in new condition, 30 volt 10 amp., £5/10; 36 volt 15 amp., £6; 36 volt 20 amp., £6/10; 50 volt 10 amp., £7; 50 volt 15 amp., £7/10; 50 volt 25 amp., £8; 50 volt 30 amp., £8/10; 70 volt 10 amp., £7; 70 volt 15 amp., £7/10; 70 volt 20 amp., £8; 70 volt 25 amp., £9; 70 volt 30 amp., £9/10; 100 volt 10 amp., £7/10; 100 volt 20 amp., £8; 100 volt 25 amp., £9; other machines, makers, Siemens, Crompton Cuttings, Westinghouse, B.T.H., etc., etc., 100-110 volt 33 amp., £12; 100 volt 40 amp., £14; 200 volt 20 amp., £14; 5 volt 75 amp., Plater, £8; 12 volt 12 amp., £3/10; 30 volt 10 amp., £4; 100 volt 4 amp., £3/10; and every other size in stock.

**STORAGE** Batteries.—Edison nickel steel 180 amp. hours, 16/- per cell, Fuller's 2 volt 80 amp, actual, 18/- per cell or 50 amp., 12/6 per cell; 25 to 100 volt sets in stock.

**GENERATING SETS.**—Austin 4-cyl. petrol electric coupled to 100-110 volt 25-30 amp. generators, £45; standard sets, 245, with switchboards.

**FITTINGS.**—Marconi charging boards, 25 each; Park Royal switchboards, best type, £4/10; automatic cutouts, Neville type, from £2; 2 A.V. cutouts, 15/-; shunt regulators, from 7/6; all sizes of cables and flexes, etc., etc.

**T. W. THOMPSON** and Co., Government Surplus Dept., 39-43, London St., Greenwich, S.E.10. Tel.: Greenwich 1259. Offices and showrooms: 1, South St., Greenwich, S.E.10. [6344]

**TWO** H.F. Everyman Four Coils.—See Stone Mfg. Co. Advertisement on page 38. [0088]

**FALSE** Economy it is to buy cheap material. The best is the cheapest in the end, and these few lines will show you how to save on the best. Appleby's, of The Croft, Willesden, London, N.W.10, offer you a part exchange service for radio apparatus, and also, if you do not object to slightly used material, a very useful and carefully tested stock of really good bargains. Their prices are standard list, and they make no carriage charges, except on accumulators and batteries. They are the sort of people you can say: "What do you think, old fellow?" to; your interests become personal, and you will not be dealing with a duplicating machine. In order to expedite working and make fair offers, the following system is put forward for part exchange: Send your gear to us for examination. You need have no fear! In the unlikely event of an agreement not being reached, we will return it carriage paid. Excepting large things, like receivers; do not write, but send! Put your name on a piece of paper in the parcel, with a list of contents, together with particulars of your new requirements. Please pack well and do not send "burnt out" valves, transformers, etc. We will then send you an offer. If you are satisfied—which you will be—you can send balance due, and your new requirements will be despatched to you. Please remember to make your new requirements amount to £1 or over, as it is not possible to make part exchange allowance on orders of less; also, any offer made is as allowance from an order of not less than twice the allowance. If you will do this, you will help us to give you better service. We shall expect your "parcel" soon, and in return you may depend upon attention. The above condition regarding allowance enables a fair and unaffected offer to be made. If you do not wish to "part exchange," do not forget that a lot of money can be saved by utilising slightly used material. Send us particulars of your requirements, and we shall be pleased to send you details of anything we have of interest to you. The stuff is good and the prices are right! [6433]

**LAKER** 30ft. Handsome Steel Mast; 22/6.—See descriptive advertisement, page 35. Easily erected. [0035]

Mention of "The Wireless World," when writing to advertisers, will ensure prompt attention.



Components, Etc., for Sale.—Contd.

ALL New and Unused Bargains.—3-gang Formo condensers, 22/6; screens and bases, 7/-; jacks, open 1/-, closed 1/6; Royal transformers, 12/6; fixed resistors, 12,000, 25,000, .05 ohms, 1 and 3 megohms; all 1/- each; safety winder plugs, 1/-; loud-speaker cabinet for Lissenola, 8/6; B.T.H. L.S. unit, 8/6; radio pliers, 1/3; others equally good; send for list. Radio Electrical Accessories Co., 25a, Paradise St., Birmingham. [6281]

MARCONI D.E.V. 10/-, D.E.S 6/6, D.E.S 12/-; Mullard 0-20, 7/9; Weston Thermo 1.5 ammeter, £3/10; Thermo galvanometer, £3/15, model 301 milli-ammeters, 0-50 and 0-100, £1/12/6 each; deposit system; North London district.—Box 4301, c/o Wireless World. [6430]

DECKOREM Components are the finest you can include in any set you build. Write for free catalogue.—A. F. Bulgin & Co., 9-11, Cursitor St., London, E.C.4. [5885]

EPOCH ELECTRICAL SOCIETY.—All standard lines and best foreign components in stock; mail orders despatched same day.

EPOCH ELECTRICAL SOCIETY.—Constructors' requirements specially catered for; let us quote for your kit.

EPOCH ELECTRICAL SOCIETY.—Buy your Epoch and be safe. Guaranteed goods only stocked.

EPOCH ELECTRICAL SOCIETY.—If you experiment for enjoyment's sake, buy your parts from us. If you want a guaranteed set, let our experienced engineers build it for you.

EPOCH ELECTRICAL SOCIETY.—Parts for all Wireless Press circuits at lowest prices.

EPOCH ELECTRICAL SOCIETY.—Bring your old components in part exchange for new ones.

EPOCH ELECTRICAL SOCIETY.—Repairs, re-wiring, modernising, etc., carried out by real experts. Consult our experts upon your problems; no charge or obligation.

EPOCH ELECTRICAL SOCIETY.—Our experts will guide you in the economical choice of parts for any circuit. Circuits free.

EPOCH ELECTRICAL SOCIETY, Ltd., 53, Gracechurch St., E.C.3. Call, write or phone Royal 8570 (twenty yards from Monument Station). [6430]

CONSTRUCTORS, send us your requirements; components, sets, cabinets, etc., at special prices.—Poveys, Woodman St., Stockport. [6417]

MARCONI V.2 Reflex, high, low range blocks, valves, £3/10; Sifa moving coil finish mounting meters, new, 0-6 and 0-120, 0-20 volts, 0-10 m/a., £2/15, cost £4; G.E. Co. 0-6v, iron, 8/-; pocket galvo, 3/6; R.A.F. buzzer lamp wattmeter, perfect, 300-4,000, £2/15; Thorpe 4-electrode valve, 6/-; 2 Daniel cells for D.E. valves, 14/-; American R. Co. variometer, 7/-; vario coupler, 7/-; enclosed variable transformer, 2/6; Atlas, 1,500, 3/6; Magnavox moving coil speaker, £2/15; G.E. Co. headphones, 12/6; Climax frame, £1; portable set cabinet, 17in. x 14in., panel and frame for enclosed aerial, £1, beautiful; 4v. G.E.C. unspillable accumulator, 7/6-7/5, Wellington Rd., Ashton-on-Libbie, Preston. [6405]

COMPLETE Solodyne 5 Parts, as specified; £5, or separate.—Hartley, 16, Halsall Lane, Ormskirk. [6397]

MATEUR'S Surplus.—3 Finston screens and bases, 5/- each; 1 Finston S.P. transformer, 1,000/2,000, 3/6; Lewcos ditto, 250/550, 5/6; 2 Peto Scott panel neutralisers, 3/6 each; 1 polar neutraliser (panel), 2/6; 1 Dmic coil, No. 3, 5/-; 1 Polar and 1 Lotus cam vernier coil holder, 2-way, 3/- each; 1 Lissen H.F. choke, 2/6; 11 doz. Leclanche jars, pitched, 10/-; 4 doz. ditto, waxed, 3/-; pair Brandes headphones, 10/-; headphone distribution board, 1/6; 2,0005 Formo, S.L.F., 4/6 each; coils, 300, 250, 200, 150, 75 and 25, 12/6 lot, or offer; postage extra.—Taylor, Welsh St., Bishop's Castle. [6394]

DECKOREM Components are the finest you can include in any set you build. Write for free catalogue.—A. F. Bulgin & Co., 9-11, Cursitor St., London, E.C.4. [5886]

BOWYER LOWE Complete Super Het Kit, 2 oscillators, couplers and base. Success frame, centre tapped aerial, 120v. Exide, wet H.T., Sifam 6-120 volt-meter, all guaranteed as new; the lot 47, or nearest secures.—Jones, 7, Churchfield, Mansfons, Hurlingham, London, S.W.6.

LAKER 30ft. Handsome Steel Mast; 22/6.—See descriptive advertisement, page 35. Easily erected. [0036]

MISCELLANEOUS.

THE Wireless Doctor Will Call (London and Home Counties) if your set is troublesome; no cure, no charge; Wireless Association registered repairer; sets installed maintained and brought up to date; experiments and testing undertaken; Solodyne demonstrated.—Alexander Black, 2a, Woodville Grove, N.16. Clissold 3687 and Victoria 6215. [3841]

If you want the Best Reception COVER YOUR CONNECTING WIRES WITH GENUINE SISTOFLEX SLEEVING

4 1-yard lengths to cover S.W.G.16.

1/3

OR USE

ESSELLITE

Insulated coloured connecting wire S.W.G.18 red, black, blue and yellow. 45-foot coils 1/3 — 4 10-foot coils. If unable to obtain from your nearest wireless shop, send cash with order to us.

2/6

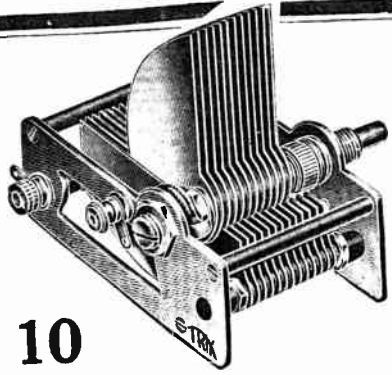
FOR PANELS

S L Smooth matt finish Ebonite Regal, polished one or both sides, as tested by N.P.L., do. give best results. Insist upon these qualities from your nearest Wireless shop.

SPICERS LIMITED

WIRELESS DEPARTMENT

10, NEW BRIDGE STREET, LONDON, E.O.4. Telephone: "Nykoping Ltd, London." Telegrams: City 8251. Private Exchange (Extension 49).



10

Points of Perfection about the

TRIX

LOG CONDENSER

Here are the ten points that place the Trix Condenser foremost: (1) True Logarithmic design of vanes. (2) Ball bearing. (3) Leather friction control. (4) Braided copper pipetail. (5) Minimum ebonite insulation. (6) Low minimum capacity. (7) Terminals and tags. (8) One or two hole fixing. (9) Copies of Reports and Curves by Faraday House Testing Laboratories, and by J. H. Reyner, B.Sc., with every condenser. (10) Attractively boxed.

The Price - 7/9

Send for full details of the complete TRIX range. ERIC J. LEVER (TRIX) LTD., 33 Clerkenwell Green, E.C.1. & Branches. Phone: Clerkenwell 3014/5.

Miscellaneous.—Contd.

WIRELESS Doctor Tarring Midlands and South East.—Ernest J. Baty B.Sc., Luton. [5464]

LAKER 30ft. Handsome Steel Mast; 22/6.—See descriptive advertisement, page 35. Easily erected. [0037]

M. DE LYONS, M.I.R.E., will advise all constructors of supersonic heterodyne receivers, without charge.—If you have trouble with your present superhet, or contemplate building this most efficient form of receiver, write him, c/o Messrs. Claude Lyons, Ltd. (G.R. Quality Parts), 76, Oldhall St., Liverpool. [0065]

SCOTT SESSIONS, the radio doctor (London and environs)—Any set or component supplied, installed, repaired, modernised: "Wireless World" set specialist; officially approved as radio repairer and trader by the Radio Society of Great Britain and the Wireless League; no work too big or too difficult!—Hill Top, Muswell Hill, N.10. Phone: Moutview 4928. [5671]

LAKER 30ft. Handsome Steel Mast; 22/6.—See descriptive advertisement, page 35. Easily erected. [0046]

THE Little Imp.—Combination gas blow pipe, indispensable to wireless workers, jewellers, opticians, amateurs, etc., simplifies small soldering; no intense flame, does away with soldering iron and blow pipe, marvellous invention; 2/6 post free; approval willingly.—Hammond, Market Hall, Burnley. [6127]

SCOTLAND'S First Radio Doctor (Glasgow and District) will call if your set is troublesome; no cure, no charge; sets installed, maintained and modernised; Everyman Four specialist; fees moderate; a postcard brings me.—"Radio," 742, New City Rd., Glasgow. [6126]

MANDOLINE in Leather Case, value £10; sell or exchange for loud-speaker and wet H.T. battery work 4-valve set.—Nelson, Teudring, Essex. [6358]

LAKER 30ft. Handsome Steel Mast; 22/6.—See descriptive advertisement, page 35. Easily erected. [0047]

ELEX Standardised Plug Socket System will improve your set; lists free.—Ask any trader, Easticks, 118, Bunhill Row, E.C.1. [0025]

GLASGOW'S Original Wireless Doctor Repairs It—givers and Components; no cure, no charge; advice given.—Below.

GLASGOW'S Unique Battery Service, under expert supervision; batteries collected anywhere on receipt of p.c.; cheap winter prices; cut this out for free trial charge.—Dunbar, 902, Springfield Rd., Parkhead. [6213]

LAKER 30ft. Handsome Steel Mast; 22/6.—See descriptive advertisement, page 35. Easily erected. [0061]

WIRELESS Doctor.—Sets repaired and modernised; Everyman Four and Solodyne expert; Cossor Melody Maker coils, 7/6; 2 H.F. Everyman coils, 12/6 each; all aerial tested.—Morley, 18, Grangemill Rd., Catford. [6434]

TWIN Workshop Flex, heavily insulated 14/36, both wires rubber-covered, laid with twine and bound together in treated braiding, suitable for electric lighting, battery leads, extensions, etc.; 2/6 dozen yards, 8/- 25-yard coil, post free; sample 2d.; worth double; bargain list free.—Selby and Co., 6, Hauberk Rd., Lavender Sweep, S.W.11. [6414]

LAKER 30ft. Handsome Steel Mast; 22/6.—See descriptive advertisement, page 35. Easily erected. [0062]

THE D.Y.P. Co. have great faith in their panel decorations which beautifies the plainest set, no trouble to fix, ordinary care only; panelling, centre piece, 1/- a packet, post free; word transfers, gold, silver, or white, 6d. packet; also 2-valve loud-speaker circuit, with blue print, R.N.B., 1/6 post free.—D.Y.P. Co., 14, Daffodil St., London, W.12. [6400]

PATENTS.

INVENTOR of High Tension Supply Unit (patent applied for), which operates from a 2-volt accumulator, would like to get into touch with manufacturer; this device, with an input of 2 volts 3/4 amp., gives output of 120 volts 4 milliamps, and proportionally greater output with 4 volts input; simple and simple construction.—Box 4150, c/o The Wireless World. [6436]

PATENT AGENTS.

PATENTS and Trade Marks, British and foreign.—Gee and Co. (H. T. P. Gee, Member R.S.G.B. and A.M.I.R.E.), 51-52, Chancery Lane, London, W.C.2. Phone: Holborn 1525. [0001]

KING'S PATENT AGENCY, Ltd. (B. T. King, Registered Patent Agent, G.B., U.S., and Can.).—Free Advice Handbook and consultations; 40 years' references.—146a, Queen Victoria St., London, E.C.4. [0002]

REPAIRS.

LOUD-SPEAKERS, headphones rewound to any resistance and remagnetised, 3/-; transformers rewound, 4/-; sets constructed and overhauled, work guaranteed.—Leeds Wireless Repair Service, 5, Boston Place, Green Rd., Leeds. [6114]



More Power to your Wireless!

# "LEION" RADIO POWER UNIT

(See "Wireless World," May 4, 1927)

It gives steady, silent power—volume without background.  
To B.E.S.A. Specifications.  
5 years Guarantee.

MAKERS  
**P. B. G. Ltd.,**  
10, Vyse St., BIRMINGHAM.



For all types of D.O. Supply.



H.T. & Charger.

Agencies Vacant.

# "ZAMPA" THE MASSIVE CONE MOVEMENT



The "Zampa" unit is undoubtedly the sensation of the Wireless season. No other unit has ever reproduced so great a range of frequencies with such startling accuracy and purity of tone. Absolutely no distortion whatever. The complete "Zampa" 3 foot cone speaker takes you right into the orchestra.

And you can build this attractive speaker so easily and economically and be sure that the results you will get will be unparalleled. The complete outfit for constructing the "Zampa" 3 foot cone costs only £3 10 0. This is complete with a cone of a very special material, which is beautifully decorated with a Grecian fretze.

If you prefer it you can have a cone 24" or 18" in diameter.

The price of the "Zampa" unit separate is £2 5 0.

A post card will bring you a most attractive brochure giving full details.

**Mic Wireless Co.,**  
Market St., Wellingborough.

### Repairs.—Contd.

**DACOL Repairs.**—Headphones, loud-speakers, eliminators, transformers, gramophone pick-ups, moving coils, cone units, etc., repaired.

**DACOL Repairs.**—No matter what make of the above mentioned accessories, or whether brand new or old as the hills, the Dacol secret process will improve them.

**DACOL Repairs.**—All repairs are executed throughout with new materials by skilled repairers approved by Radio Association.

**DACOL Repairs.**—The experience of 18 years spent in every description of repair submitted from every country in the world, and from the British and foreign governments is at the disposal of our customers.

**DACOL Repairs.**—Prompt delivery, guaranteed service, moderate charges, expert advice.

**DACOL Repairs.**—Call at Davies, Coleman and Co., Ltd. (first floor), 68, Farringdon St., E.C.4, and get quotation for your repairs, renovations, conversions or improvements, or post them to

**DAVIES, COLEMAN and Co., Ltd.,** Dacol Works, Glenthams Rd., Burnes, S.W.13. 'Phone: Riverside 4019, when a quotation will be sent by return. [6265]

**LOUD-SPEAKERS,** headphones, guaranteed repairs, any make or type, rewound, remagnetised and adjusted by experts; best materials only used; post free, 4/-.—Howell, 42, Fotheringham Rd., Enfield, Middlesex. [6377]

**ANY Make of L.F. Transformer,** headphones, or loud-speaker repaired and maximum efficiency attained; 4/-, post free; a 3 months' guarantee accompanies every repair; don't discard if burnt out; terms to trade.—Transform. 214, High St., Colliers Wood, S.W.19. (New address.) [0011]

**VALVE REPAIR Co.**—Example: New valve cost 10/6, repaired absolutely equal new 5/3; try just one; returned 3 clear days; c.o.d.; also phones, transformers, speakers.—39, Cursitor St., Holborn. [6418]

**WEST London.**—Your set repaired, overhauled, or brought up to date; no cure no charge.—Browne, 65, Sinclair Rd., W.14. [6401]

### WANTED.

**BOWYER-LOWE** or Cydon Triple Gang Condenser.—Eitherton, 46, Millier Rd., London, S.W. [6371]

**WANTED,** parts for Spanspace Four and Everyman Four.—Ralph, Sledmere, Malton. [6369]

**WANTED,** Rolls 5-valve Long Range Portable, or similar.—Box 4300, c/o The Wireless World. [6427]

### AGENCIES.

**GOOD Solderers** Wanted as Buying Agents for Non-pumping Petrogas Lamp, every paraffin lamp converted into 150 c.p. Titus light, revolutionising all existing systems.—Titus, Kingston, Brighton. [6255]

### TUITION.

**A WAY to Improved Prospects** and Improved Salary.—Quality as wireless operator; situations guaranteed; age 15-26; day and evening classes, also amateur Morse classes.—School of Telegraphy, 321, Mansfield Rd., nr. Hucknall Rd., Nottingham. [6432]

### SITUATIONS VACANT.

**THE Universal** is the Best Way to a Good Position; 300 wireless operators urgently needed.—Dept. B., Universal Radio College, 61, Station St., Birmingham. [6251]

**YOUTHS** Required for Assembling and Wiring.—Apply Eastern Wireless Co., Ltd., Collingwood Rd., Sutton. [6357]

**TRAVELLER** Required by Well-known Radio Manufacturers for Nottingham and Leicester district, also Potteries district; must be thoroughly experienced salesman in radio components, preferably with car and resident in district.—Address Box 4299, c/o The Wireless World. [6428]

**MANAGER** for a Wireless Shop nr. Manchester; must be highly experienced in every branch and of highest references.—Box 4255, c/o The Wireless World. [6419]

### SITUATIONS WANTED.

**ADVERTISER** seeks Situation with Wireless Factory or dealer in repair or inspection department, where 8 years' experience is an asset.—Write Brown, 39, Azot St., East Greenwich, London, S.E.10. [6370]

**PRACTICAL** Wireless Engineer, age 28, good education, appearance, experienced engineer, draughtsman, demonstrator, 7 years' experience wireless, care, maintenance, repair, electrical machinery, charging plants, modern receiving installations, seeks situation anywhere England; good testimonials.—Box 4288, c/o The Wireless World. [6362]



# Polar Components

at New reduced prices

## Cam Vernier Coilholder

Has direct drive of 2 1/2 to 1, slow motion drive of 12 to 1 over 15 degree arc.



PRICE 5/-

Extra long handle 6d. extra.


**WINGROVE & ROGERS Ltd**

Proprietors of the Broadcasting Business of Radio Communication Co., Ltd.

**ARUNDEL CHAMBERS, STRAND, W.C.2**

6/6 each.

Compact and Robust.



## RADIO FREQUENCY CHOKE

Distinctive in design and efficiency. Windings of double silk-covered wire wound in special manner, preventing Choke acting as by-pass condenser at certain frequencies, and reducing the distributed capacitance effect to a negligible minimum. Suitable for wavelengths from 200-3,000 metres. No pronounced self-resonant points.

# LAMPLUGH BRITAIN'S BEST RADIO

"LAMP-LOO"  
S. A. LAMPLUGH LTD., King's Rd., Tyseley, BIRMINGHAM.

Representatives for London and Southern Counties:—G. C. Shore & Co., 28, Newman Street, Oxford Street, W.1. SEND FOR LISTS.

Mention of "The Wireless World," when writing to advertisers, will ensure prompt attention.

# H.T. BATTERIES

British and Better than slightly cheaper Foreign made goods.



You do get full value from B.B.C. Batteries. Reliability with ultimate economy too. This is our CABINET TYPE with full size cells, perfect insulation, highest efficiency. Best materials only used.

60 VOLTS Tapped 5, 10, 15, 30, 45, 60 .. 9/6  
100 VOLTS Tapped every 15 Volts .. 16/-  
(All Carriage Paid)

There are many uses for these No. 1 W 4 1/2 volt Batteries—Standard Pocket Lamp Size. Patent Spiral Wire Terminals and Wander Plug Sockets. Permanent connections without soldering. Illustration shows how to connect in series. Build up the voltage you need. 7-Per doz. with plug. Carr. Paid.



We supply all standard types and voltages. Write for Details. Made at our Watford Works.

**BRITISH BATTERY CO., LTD.,**  
Telephone Watford 617.  
Clarendon Road, Watford, Herts.

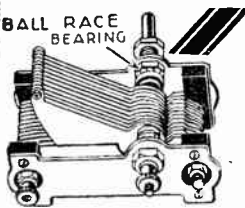
## Short & Long Wave Transformers. Coils & Formers

for WIRELESS WORLD and all THE BEST CIRCUITS.

2 H.F. EVERYMAN. Set of 3 Coils. Short 38.9 Long 24". Set of 3 Bases 3.9	30/-
Copper Screen Box	28/-
EVERYMAN FOUR. Set of 2	28/-
ALL-WAVE FOUR. Set of 2 and Base	35/-
Radial H.F. Choke (tested and favourably reviewed by "Wireless World") aids perfect reaction and obviates troubles due to resonance. 8 1/2". Special Short Wave .. 5/8	5/8
Fitted Formers. 3in. diam. x 3in., 4 1/2 x 3 1/2in., 4 1/2 x 6. Base, Low Loss, for same	2/6
Aluminium Sheet for All-Wave Four Screens	1/3
Paxolin Tube. 3in. x 3 1/2in., for Everyman-Four, etc.	1/3
Special Neutralising Condensers, Base or Panel Mounting 2/9	2/9

Send for lists of components for the New H.F. Everyman Four, All-Wave Four, Empire Short Wave, Monotone Three. Full Catalogue 2d.

**RADIAX LTD.** 30, Accessory House, Palmer Place, Holloway Rd., N.7



**"M.R." S.L.F. CONDENSER**  
A reliable and efficient condenser occupying minimum space and giving maximum results.  
— British Made —  
Fully tested and guaranteed.  
Put one in your next set!

\*0003.....4/9 \*0005.....5/-  
4" Knob and Dial .. 1 - extra.  
Trade Supplied.  
**M. RAYBOULD,** 10, Earls Buildings, Featherstone St., E.C.1.

## Why buy Accumulators or Dry Batteries? — join our Service!

If your accumulators are serviceable let us correctly recharge them. If not, hire ours—High and Low Tension and both perfect, trouble-free services.

Weekly, fortnightly or monthly deliveries anywhere within 12 miles of Charing Cross. Particulars free on application.

**RADIO SERVICE (London) LTD.,**  
105, Torrington Avenue, Camden Road, N.W.5.  
Phone: North 0623, 0624, 0625.



### Situations Wanted.—Contd.

**YOUNG** Man, first class P.M.G., 3 years' wireless experience, making and repairing, seeks situation; good references.—Box 4287, c/o *The Wireless World*. [6361]

**EX-NAVAL** Telegraphist, 5 years' experience, seeks post laboratory, workshop.—Morley, 43, Felsham Rd., Putney. [6395]

### BOOKS, INSTRUCTION, ETC.

**"THE ABC of the Superhet,"** by Mr. Claude L. Lyons, M.I.R.E., 88 pages, 17 explanatory diagrams or photographs, and including complete schematic and point-to-point wiring plan of the famous "Evening Chronicle" 8-valve superheterodyne receiver. The only book of its kind at present in existence; recently described by the Editor of "The Wireless World" as "A fascinating booklet. . . . A lucid description of the operation of the superhet receiver. . . . With constructional details and useful hints and for the home constructor."—Only 8d. complete, post free, from Claude Lyons, Ltd. (G.R. Quality Parts), 76, Oldhall St., Liverpool. [0064]

**WET** (see Leclanche) I.T. Batteries, latest booklet on how to make and maintain these economical and simple batteries; give perfectly silent and smooth reception with unlimited power, suitable for small or multi-valve sets of all sizes; information also of L.T. batteries free; enclose postage, 1 1/2d.—Taylor, 57, Studley Rd., Stockwell, London. [0077]

**"GETTING the Most out of Radio,"** a 76-page intensely educational catalogue, 200 illustrations, guide to receiver maintenance, all about superhets, all about H.T. eliminators, components for reception and transmission, something really new and worth while for everybody, including the advanced research worker; includes a guide to literature and the best circuits; no enthusiast should be without it, and it will save you money in the end; owing to heavy cost of printing and preparation (blocks alone cost over £150) we cannot give these away; price of this unique art catalogue—76 pages crammed full of interest—1s. post free; we will refund the 1s. as a rebate on your first order value 5s. or more.—Claude Lyons, Ltd., 76, Oldhall St., Liverpool, Lancs. [0095]

**"WIRELESS WEEKLY,"** 4 vols., 1 to 4, beautifully bound, as new; 12/-.—Box 4286, c/o *The Wireless World*. [6364]

**"WIRELESS WORLD,"** volume 8 to date; "Amateur Wireless," Nos. 1-98, and others; "2ST," January, 1924, to date; also series of "Wireless Constructor," "Modern Wireless," "Wireless Weekly," "Radio News," and "Radio."—Carter, Gleneagle Mansions, Streatham, London. [6393]

**3-VALVE** Receiver for 30'.—Write now for booklet on how to build the L.R.C.3 valve set for 30'. from guaranteed parts only; the ideal loud-speaker set.—1 - post free from J. Howarth, Lustrulux Depot, 288, Deansgate, Manchester. [6442]

## B & J "QUALITONE" PRODUCTS

Everyman Four Coils 30/- per pair.  
Two H.F. Everyman Coils.  
Short Wave . . . . 35/- per set.  
Long Wave . . . . 22/- " "  
Bases . . . . . 1/- each.  
Made exactly to specification.  
All "Wireless World" Coils supplied from stock.

### QUALITONE FOUR VALVE PORTABLE

A FIRST-CLASS Receiver with self-contained loud speaker of ample proportions giving Perfect Reproduction. Can be operated either open or closed. Davenport guaranteed as loud as London on enclosed frame aerial. Absolutely non-microphonic. Weight 28 lbs. Price, including royalties, and ready to switch on . . . . . **£22.10.0**

## B & J. Wireless Co.

2, ATHELSTANE MEWS, LONDON, N.4  
Phone: Muntview 1695.  
Trade enquiries invited.

# Self-Adjusting!

For best performance your valves require a variable filament control to supply the definite current they need, despite L. T. battery variations. **AMPERITE** is the only self-adjusting and automatic filament valve control that does this. Takes the "guess," inconvenience and unsightliness out of panel rheostats. Simplifies wiring, panel design, and tuning. Prolong valve life. Order by name. Accept nothing else. For sale by all dealers. Price 5/-, with mounting. Write for FREE "AMPERITE BOOK" of season's best circuits and latest construction data.

Distributed by  
**ROTHERMEL RADIO CORP. of Gt. BRITAIN Ltd**  
24 Maddox St. London W-1

# AMPERITE

The "SELF-ADJUSTING" Rheostat

### 'L & H' SHORT WAVE COIL

20—70 metres.  
Specially designed for Empire Broadcast Reception. Price complete with Base, 6 - Wireless World "Regional" Coils, Long and Short Wave. Complete with bases, 23 17 0 per set.  
Cosor "Melody Maker" Coils wound to specification and guaranteed, 7/6 each.  
**LAWRENCE & HULL**  
29, Parkhouse Street, S.E.5.  
Phone: Rodney 3910.

## LAKER STEEL MASTS

are 100% efficient—  
They are made by engineers and supplied to H.M. Government, the B.B.C., and to Colonial and foreign stations throughout the world.  
There are 50,000 "Laker" masts in daily use.  
By mass production we are able to offer a wonderfully efficient and handsome steel mast at the extraordinarily low price of  
**30ft. 22/6**  
Complete as Illustrated  
Send 1/6 extra for part carriage. We pay the rest.  
Always bear in mind that an efficient aerial is the most important factor in good radio reception.  
**J. & J. LAKER CO.,**  
Engineers,  
Beckenham, Kent

### ANYTHING WIRELESS SENT C.O.D.

Send us a note of your wireless requirements and we will dispatch by return of post.  
Lists free.

**YOUNG'S (Glasgow) Ltd., 40 Stockwell St.**


# Insist on

# Parfait Brand

## THE PERFECT EBONITE FROM YOUR DEALER

In Four Qualities: Matt, Semi-Polished Mahogany, Hand-Polished.

Sole Manufacturers:—  
H. B. POTTER & CO., LTD., Station Buildings, ROCHDALE. Phone: 1485.



### ARTCRAFT RADIO CABINETS

Popular Type (as illustrated).

	Oak.	Mahogany.
9 x 6 x 6	8-	12-
10 x 8 x 6	10-	14-
12 x 8 x 8	14-	18-
16 x 8 x 8	17 6	22 6

Hinged Lids 1/6 extra. Packing Crate 1/-  
All Cabinets sent Passenger Train Paid.

Stocked by all good Dealers.

**ARTCRAFT CO., 156, Cherry Orchard Road, CROYDON.**

**BRITAIN'S BEST VALUE.**


New Designs.  
New Prices.

**The H.T.C. TWIN RECEIVER**

A complete up-to-date set, including loud speaker and all accessories, as shown at Olympia.

Seven days' trial and initial payment refunded if not entirely satisfactory.

**H.T.C. ELECTRICAL CO. LTD.,**  
2, Boundaries Rd. Balham, S.W.12.



Set and accessories sent carriage paid, on 7 days free trial, against signed agreement and a deposit of ————— **5/-**

Cash Price £6 4 0  
Royalty Paid.  
3 valve set, Cash Price £8 8 0  
Deferred Terms £8 10 0


**READ THIS!**

Coefficient of coupling for first stage is .928. For a perfect transformer this should be 1. This means a loss of only .01% or .16 per cent. Manchester Model as illustrated, price **12/6**.

Full particulars from  
**The Power Equipment Co. Ltd.**  
Kingsbury Works, The Hyde,  
Hendon, N.W.9.

# POWQUIP

**TRANSFORMERS and L.F. CHOKES**



## ACCUMULATORS "ELITE"

— The Elite of all —



**H.T. ACCUMULATORS, 60 volts type, 02, Semi-oil Submerged. 22/6**

Complete, as illustrated. Price

The World's Best High Tension Accumulator and of British Manufacture. The Unique Semi-Oil Submerged feature of the Elite absolutely prevents surface leakage losses. The battery lasts a life-time. Write for lists.

**ACCUMULATORS ELITE, Bedford Street, HALIFAX.**

Telephone: 4504. Telegrams: Elite Halifax.

London Distributor:—**CECIL POHLMAN, 77, Great Portland Street, LONDON, W.1**  
Northern Distributor:—**G. A. WILSON, Millfield House, Keswick, Cumb. Tel.99 Keswick.**

**"CONWAY" JACOBEAN OAK CABINET**

This popular model has real twist legs. Top compartment for set and bottom compartment for batteries. Fitted with lock and key.

Size 2 Cabinet suitable for Super Seven as described in "Wireless World," Nov. 9th.

Other Pedestal Cabinets from 56/- to £12.

Delivered free in England and Wales. Scotland and Ireland 2/6 extra. Grade 7/6 extra returnable.

**£5 7 0**

Write for Illustrated Price List. Let us quote for your own design.

**F. Digby, 9 Banbury Rd., South Hackney, E.9.**  
Phone: 5458.

## TANNOY

**A.C. MAINS COMPONENTS**

HIGH TENSION:

	s. d.
Mains Transformer (Model 1)	10 6
Tannoy Rectifier Complete (C. 12)	12 6
Mains Transformer (Model 2)	22 6
Tannoy Rectifier Complete (160 H. J.)	15 6
Model 122, Maximum Output 45 m. a.	
Model 123, Maximum Output 150 m. a.	
Smoothing Choke	6 0
4 mfd. Smoothing Condensers	10 0
Potential Divider Panel (11 Sockets, 30-120 volts)	7 6
Rectifying Compound	1 0

Apply for full details.

**TULSEMERE MANFG. CO.,**  
Tulsemere Road, West Norwood, S.E.27.  
Phone: Streatham 6731.

## WONDERFUL WIRELESS OFFER

**THE Graves Two-Valve Loud Speaker Wireless Set offered to you on Easy Payment Terms will compare for VALUE and EFFICIENCY with any £10 Wireless Set offered by any other firm in the World.**

It is no use trying to accurately illustrate or even describe the Graves Set in a small advertisement, but a post card will bring you a fully illustrated descriptive catalogue which gives you exact and truthful details.

**BRIEF SPECIFICATION:** The Cabinet is of polished Oak and all components of highest quality. Mullard Dull Emitter Valves with patent Valve holders etc.; H.T. Battery, 2-Volt Accumulator and complete Aerial Outfit. Loud Speaker of exclusive design to match the Cabinet, with unique magnetic system and improved diaphragm **£7:17:6**

**TERMS.**—Our Bargain Price is for Easy Terms. Send **10/6** now, a complete purchase in 14 monthly payments of **10/3** Five per cent discount for cash. Full test approval in your own home.

Write for Free Catalogue. Unchallengeable values in up-to-date Wireless Sets.

**J. G. GRAVES Ltd. SHEFFIELD.**



**10/6 NOW OF PROVED EFFICIENCY**

Put it there!



Get the best out of your valve with the New **AERMONIC** Anti-capacity holder. Anti-vibration holder. Anti-capacity because many mm di-electric between sockets. Anti-phonics because properly sprung. (Valve don't wobble all over the place with Model E.) Price 2/-

In case of difficulty send Meters or London Agent Aermonic list FREE on request.

**JAMES CHRISTIE & SONS, LTD**  
246, West Street, SHEFFIELD.  
London Agents  
**A. F. BULGIN & CO** 10, Cursitor Street, London, E.C.

Mention of "The Wireless World," when writing to advertisers, will ensure prompt attention.



**FIRST  
IN  
1000  
AND NOT OUT**

Over 1000 "Wireless World" readers have found the satisfactory solution to economical purchase, in part exchange. It will pay you to investigate the particulars relating to our part exchange service, to be found in the miscellaneous columns.

**APPLEBY'S, THE CROFT, WILLESDEN, LONDON, N.W.10.**  
The Originators of "Square Deal" Part Exchange by Mail.


**DIX-ONEMETERS**  
are the best Bargain ever offered to Radio users. £10 worth of precision, Multi-range Mirror scale, Jewelled knife-edge Instrument for **55/-**

WE HAVE A WONDERFUL STOCK OF APPARATUS.

*Spend 4<sup>o</sup>. and save £4*

**1,000 ELECTRICAL BARGAINS**  
Listed and Hundreds Illustrated in our NEW 72 PAGE CATALOGUE 4d.  
Write or Call and inspect.

**ELECTRADIX RADIOS**  
218, Upper Thames Street, E.C.4



**DECKOREM**  
BRITISH MADE

**ON AND OFF SWITCH.**  
As Used in the "Cosor Melody Maker." There has been a constant demand for these switches during the last 3 years. **PRICE 1/6 EACH.**

**SPECIAL NEUTRALISING CONDENSER.**  
As Used in 2 H.F. "Everyman Four," it has cone bearings, is of rigid construction and is smooth in action. **PRICE 3/6 EACH.**

SEND FOR OUR 5 FREE CATALOGUES. Obtainable from all best dealers or

**A. F. BULGIN CO.**  
2-10-11, CURSITOR STREET, CHANCERY LANE, E.C.4.



**MERCO MOVING COIL LOUDSPEAKERS**

We can supply from stock all parts necessary for Home Construction of moving coil Loudspeakers.

Only highest grade materials used, with guaranteed workmanship. Send for price lists of Pots, Frames and Windings, etc. to:-

**MIDLAND ELECTRICAL REPAIRS,**  
202c, Aston Road, BIRMINGHAM.

**Have YOU tried PERTINAX?**

3/16" thick cut standard sizes, in neat envelope natural brown, 1/4 square in., black, walnut and mahogany 1/4 sq. in. Cut to own requirements, natural brown 1/4 sq. in.; black and wood finishes 1/4 sq. in. Bend 1/4 stamp for 1" sq. sample to Geo. L. Scott & Co., Ltd., 69, Fleet St., E.C.4



**RELIABILITY GANG CONDENSERS**  
with adjustable rotors, 4000 mfd.  
2-Gang 18/- Post  
3-Gang 25/- Free  
Trade Enquiries Solicited.

**J. H. TAYLOR & CO**  
2 RADIO HOUSE, MACAULAY ST. HUDDERSFIELD.

Further Attractive items in Miscellaneous Columns.



**H.T. SUPPLY FOR RADIO**

CAN BE OBTAINED UP TO **400 Volts** / **130 M/amps.**


FROM STANDARD MODELS OF **R. & B. POWER TRANSFORMERS**

WRITE FOR BROCHURE TO **RICH & BUNDY,**  
NEW ROAD, PONDERS END.  
Phone ENFIELD 0777

**CAXTON WIRELESS CABINETS**  
THOUSANDS OF SATISFIED CUSTOMERS.

All Polished with new enamel that gives a glass hard surface that cannot be soiled or scratched. Ebonite or Radion Panels Supplied and Perfectly Fitted at low extra cost. SENT FREE—Catalogue of Standard Wireless Cabinets in various sizes and woods.

Elstree "Solodyne"



Specially designed for this famous Radio Press Circuit. All details and dimensions conform to their specification, enabling constructors to follow the layout without difficulty.

PRICES:

Light Fumed Oak **66/-** Dark or Jacobean Oak **70/-** Real Mahogany **73/-**  
Prices include either "fall front" with handsome solid raised panel, as illustrated, or beaded doors, allowing ample space for tuning controls, etc. Glass panelled doors can also be supplied at 3/- extra.

**CASH WITH ORDER. CARRIAGE PAID U.K. PROMPT DELIVERY.**  
Packing Case 5/- extra repaid if Case returned within 14 days Carriage paid to Works.

**CAXTON WOOD TURNERY CO., MARKET HARBOROUGH.**

**"EMACO" SEND TO-DAY "EMACO"**  
List No. 93. "EMACO" CRAFTSMANSHIP CABINETS READY.

Melody Maker 32/-	Everyman Four 56/8
Nelson..... 36/-	Threesome.... 16/8
Solodyne..... 98/-	1927 Five.... 58/-

Cabinets for all sets made.  
ENTERPRISE, 11, GRAPE ST., W.C.2.

**EMACO**



INDEX TO ADVERTISEMENTS.

Accumulators Elite .....	36	Edo. C. & Co., Ltd. ....	24	Midland Elec. Repairs .....	37
A.F.A. Accumulators, Ltd. ....	20	Edison Bell Radio, Ltd. ....	4	Morris, J. R. ....	27
Ampelec .....	35	Edison Swan Electric Co., Ltd. ....	5	Mullard Wireless Service Co., Ltd. ....	1
Appleby .....	37	Electradix Radios .....	37	P.B.G., Ltd. ....	34
Artcraft Co. ....	36	Encoie Manf. Co. ....	30	Potter, H. B. & Co., Ltd. ....	36
Artic Fuse & Electrical Mfg. Co., Ltd. ....	33	Enterprise Manf. Co. ....	37	Power Equipment Co., Ltd. ....	36
B. & J. Wireless, Ltd. ....	35	Eriksen Telephones, Ltd. ....	Cover iii.	Radiac, Ltd. ....	35
Beard & Fitch, Ltd. ....	10	Eton Glass Battery, Co., Ltd. ....	38	Radio Service (London), Ltd. ....	35
Belford Electrical & Radio Co., Ltd. ....	31	Ever Ready Co. (Gt. Britain) Ltd. ....	6	Raybould, M. ....	35
Belling & Lec, Ltd. ....	22	Excelsior Motor Co., Ltd. ....	20	Read Radio, Ltd. ....	23
Benjamin Elec. Co., Ltd. ....	23	Finston Manf. Co., Ltd. ....	22	Reid's Rubber Works, Ltd. ....	21
Bird, S. S., & Sons .....	Cover i.	Fornio Co. ....	24	Rich & Bundy .....	37
Bowyer-Lowe Co., Ltd. ....	14	Freed-Eisemann Radio of Gt. Britain, Ltd. ....	25	R.I. & Varley, Ltd. ....	7
British Battery Co., Ltd. ....	35	General Electric Co., Ltd. ....	15 & 25	Rodwell, Chas. H., Ltd. ....	29
British Ebomite Co., Ltd. ....	22	Graves, J. G., Ltd. ....	35	Rooke Bros., Ltd. ....	32
British Thomson-Houston Co., Ltd. ....	17 and 19	Hart Accumulator Co., Ltd. ....	19	Scott, G. L. & Co., Ltd. ....	37
Brownie Wireless Co. (G.B.), Ltd. ....	21	Heavherd, P. C. & Co. ....	30	Selfridge & Co., Ltd. ....	18
Brown, S. G., Ltd. ....	Cover i. and p. 11	Henderson & Co., W. J. ....	26	Simmonds Bros. ....	30
B.S.A. Radio, Ltd. ....	17	Holzman, L. ....	22 & 26	Spicers, Ltd. ....	33
Bulgin, A. F. & Co. ....	37	H.T.C. Electrical Co., Ltd. ....	36	Stapleton A. W. ....	38
Bulphone, Ltd. ....	6	Igranic Electric Co., Ltd. ....	10	Stone Manf. Co. ....	38
Burdnetp Wireless, Ltd. ....	6	Jewel Pen Co., Ltd. ....	38	Taylor, J. H., & Co. ....	37
Bush House .....	32	Laker, J. & J. Co. ....	35	Telegraph Condenser Co., Ltd. ....	12
Carburundum Co., Ltd. ....	18	Lanplugh, S. A., Ltd. ....	34	Trelleborgs .....	24
Carvington Manf. Co., Ltd. ....	22	Lawrence & Hull .....	35	Tulsemere Manf. Co. ....	36
Caxton Wood Turnery Co. ....	37	Lever, Eric J. (Trixi), Ltd. ....	33	Tungstone Accumulator Co., Ltd. ....	Cover ii.
Celestion Radio Co. ....	20	Lifford Engineering Co. ....	24	Walker Bros. (Guildford), Ltd. ....	14
Christie, Jas. & Sons, Ltd. ....	36	Lyons, Claude, Ltd. ....	19	Ward & Goldstone, Ltd. ....	24
Clarke, H. & Co. (Manchester), Ltd. ....	Cover i.	Marconiphone Co., Ltd., The .....	Cover iv.	Watnell Wireless Co., Ltd. ....	24
Cosser, A. C., Ltd. ....	16	McMichael, L., Ltd. ....	13	Wet H.T. Battery Co. ....	23
Croxsonia Co. ....	33	Melhuish, C. D. ....	30	Whiteley, Boncham & Co., Ltd. ....	26
Day, Will, Ltd. ....	20	Merchant Manufacturers Co., Ltd. ....	12	Williams & Moffat, Ltd. ....	24
Digby, F. ....	36	Metro-Vick Supplies, Ltd. ....	2 & 3	Wingrove & Rogers, Ltd. ....	34
Dubilier Condenser Co. (1925), Ltd. ....	Cover i. & 9	Mic Wireless Co. ....	34	Wright & Weaire, Ltd. ....	27
Fagle Engineering Co., Ltd. ....	26			Young's (Glasgow), Ltd. ....	35



**Now Reduced from—**

**3/9 to 2/3**

**EACH POST FREE**

**OUR DIRECT TO THE PUBLIC POLICY**

UNSOLICITED TESTIMONIAL FROM **M.AIDENHEAD.**

"Dear Sirs, Will you please send me another "Artic" Valve Holder. I enclose herewith P.O. 23 in payment. I should like to say how pleased I am with the other seven you sent me. I ordered these after spending considerable time examining a large number of other makes of valve holder and can truly say they far surpass them all in every respect, and are all you claim them to be, and worthy of every commendation.

I am, yours faithfully,  
 "The "ARTIC" principle guarantees perfect steadiness under all conditions of shock and vibration. Even when the valve is moved directly, it just sags back into position. No springs or rubber are employed—these are but makeshifts and success can never be possible with such mediums.

**DIRECT FROM US TO YOU.**  
 MEANS a CHEAPER VALVE-HOLDER for YOU!  
 1/3 each POST FREE with P.O. remittance or C.O.D. with C.O.D. charge extra.  
 MAKES A GOOD VALVE BETTER & A BAD VALVE GOOD.

**WORLD PATENTS NO SPRINGS NO RUBBER USED.**




**The ETON Primary H.T. Battery**  
 (Miniature Leclanché Cells)

P.1. best quality porous pot cell 1 1/2 in. by 2 1/2 in. jar. Price complete 6/d. each, 3 doz., 30 for 14/- S.1. best quality large Sae Cell 1 1/2 in. by 2 1/2 in. jar. 6d. each, 4 doz., 30 for 12/- S.2. best quality small Sae Cell 1 1/2 in. by 2 1/2 in. jar. 4 1/2 doz., 30 for 9/- Electrolyte insulating varnish and tapping plugs supplied free with 30 or more cells. Write for special prices for larger quantities and also for complete units made up in trays, ready for use. Waxed jars of Eton Insulating Glass, small, 1 - per dozen, large, 1 1/3 per dozen. Eton Porous Pots, 3 - per doz. Eton Zincs, small, rod. per doz., large, 1 - per dozen. Electrolyte in 6d., 9d. and 1 - jars. Insulating non-corroding varnish, 6d., 9d. and 1 - jars. 1,500,000 cells already sold.

Send 1/d. stamp for booklet containing fullest particulars—  
**THE ETON GLASS BATTERY CO.**  
 (Pioneers of square glass jars).  
**46, ST. MARY'S ROAD, LEYTON, E.10**  
 Phone: Walthamstow 0648.

We Specialise in Coils for "Wireless World" Circuits



Place your name on our mailing list, we have several new lines almost ready. British Made and Highly Efficient. Reasonable in price, too. Address all applications to:—

**2" H.F. EVERYMAN FOUR**

Coils wound to specifications and guaranteed. Delivery by return through your Dealer, or if no local Dealer we will post direct.

- B.B.C. Set of Three Coils (250, 550) ..... 36/9
- 5XX Set of Three Coils (1000, 2000) ..... 24/-
- Set of Three Bases ..... 3/9
- H.F. Choke ..... 5/-
- Screening Box (Copper) ..... 30/-

**EVERYMAN FOUR**  
 We are still keeping up our production of Coils for this popular circuit and can supply promptly.  
**AERIAL COILS, 14/- TRANSFORMER, 15/- COMPLETE SET, 28/-**  
**STONE MANUFACTURING CO., 108 9, Great Saffron Hill, LONDON, E.C.1.**

TRADE MARK **"RED DIAMOND"**

**RED DIAMOND** REGD

**THE RECOGNISED DETECTOR FOR ALL CIRCUITS USING CRYSTAL RECTIFICATION.**



**RD 40 SHIELD FOR SAME 6d. 2/-**

By Insured Post 2/3 or 2/9 with shield. Can be mounted on brackets or through panel. Once set always ready. Not affected by vibration. Each one is tested on broadcast before despatch, and is perfect. Of all high class Radio Dealers or Jewel Makers:—

**JEWEL PEN CO. LTD.,**  
 (Radio Dep. 14) 21-22, Gt. Sutton St., LONDON, E.C.1

**GREATER EFFICIENCY & GREATER ECONOMY.**

**CROXSONIA PANELS**

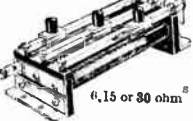
have a higher electrical resistance than ebonite. Compare these prices! Why pay more for a less efficient article?

7 x 5, 1/-	6 x 6, 1/-
7 x 6, 1/3	5 x 3, 1/2
8 x 6, 1/4	5 x 6, 1/7
10 x 8, 2/1	11 x 8, 2/3
10 x 9, 2/4	12 x 8, 2/6
12 x 10, 3/-	12 x 9, 2/10
14 x 12, 4/-	14 x 10, 3/6
14 x 7, 2/7	16 x 9, 3/6
16 x 4, 3/2	3 1/2 inch, thick. Post Free.

"THE WIRELESS WORLD" says:  
 "The principal property looked for in a panel is good insulation. The substance itself must be of infinite resistance and free from surface leakage, and when tested the Croxsonia panel was found to be entirely reliable."  
 Panels cut to any size. Call, write, or phone (Clerkenwell) 7833 for quotations. Samples and prices post free to Trial.

**CROXSONIA CO., 10, South St., Moorgate, E.C.2.**  
 Agents:—John Henry Smith, 131, Anaby Rd., Hull. L. H. Helyar, 22, Chamberlin Rd., Norwich. A. Streetwell & Co., 27, The Mkt., Chatham. Boynton & Co., Ltd., 34, Bradford St., B'ham.

**THE LORIOSTAT**  
 for perfect filament control.



As used in the "Wireless World Regional Receiver"

A multiple unit superseding the fixed Resistor. Can be used in any circuit to perfectly and independently control any number of valves. For detailed efficiency use a LORIOSTAT in your set.


**A. W. STAPLETON,**  
 19a, Lorrimer Buildings, Lorrimer St., Walworth, S.E.17. Phone: Rodney 3869.

Mention of "The Wireless World," when writing to advertisers, will ensure prompt attention.



# The RADIO EXPERIMENTER'S HANDBOOK in Two Volumes.

By P. R. Coursey, B.Sc.




**PART ONE** deals with the general principles underlying the design of radio receiving equipment, and explains in clear and simple language the fundamental properties of the Aerial and the Aerial Circuit, Receiving Tuners, Receiving Amplifiers and Detectors, Heterodynes, etc., etc.

**PART TWO** is devoted to data and actual quantitative design, as well as to the description of many suitable high-frequency measurements which can readily be carried out by the experimenter. A few of the subjects discussed are the Measurements of High-Frequency Currents and Voltages, Fundamental Formulae and Data, Aerials and Tuning Circuits, Tuning Coils and Inductances, Condensers, Valves and their Constants, etc.

Price 3/6 net per vol. By post 3/10 each.

From leading booksellers or direct from the Publishers:  
**ILIFFE & SONS LTD., Dorset House, Tudor St., LONDON, E.C.4.** W.W.5

## SECOND EDITION



PRICE  
**2/6**  
 net.

By  
 Post  
**2/8**

### "WIRELESS LOUD SPEAKERS,"

by N. W. McLACHLAN, D.Sc., now in its second edition, revised throughout by the author, describes in a simple manner the major principles of the design of modern loud-speakers and some associated circuits.

Clearly written and fully illustrated by numerous diagrams and photographic reproductions, the volume will be of use and value to all constructors and experimenters desirous of investigating this vital aspect of wireless reception.


From all booksellers or direct from:

**ILIFFE & SONS LIMITED,**  
 Dorset House, Tudor Street, London, E.C.4

W.W.54

# NOW 12/6

were ~~£1~~



The reduction from £1 to 12/6 a pair brings Ericsson Super Sensitive Headphones within the reach of every pocket. Used by the B.B.C. in their studios. Adopted as standard by the Admiralty back in 1909, and in 1917 by the Air Board. To-day they are found in every DX experimenter's den. Wonderfully sensitive. Made in three resistances—120, 2000 and 4000 ohms, but remember—**one price, 12/6.**

Should you be unable to call remember all good wireless shops stock Ericsson Apparatus. Agents everywhere. Write to-day for Lists.

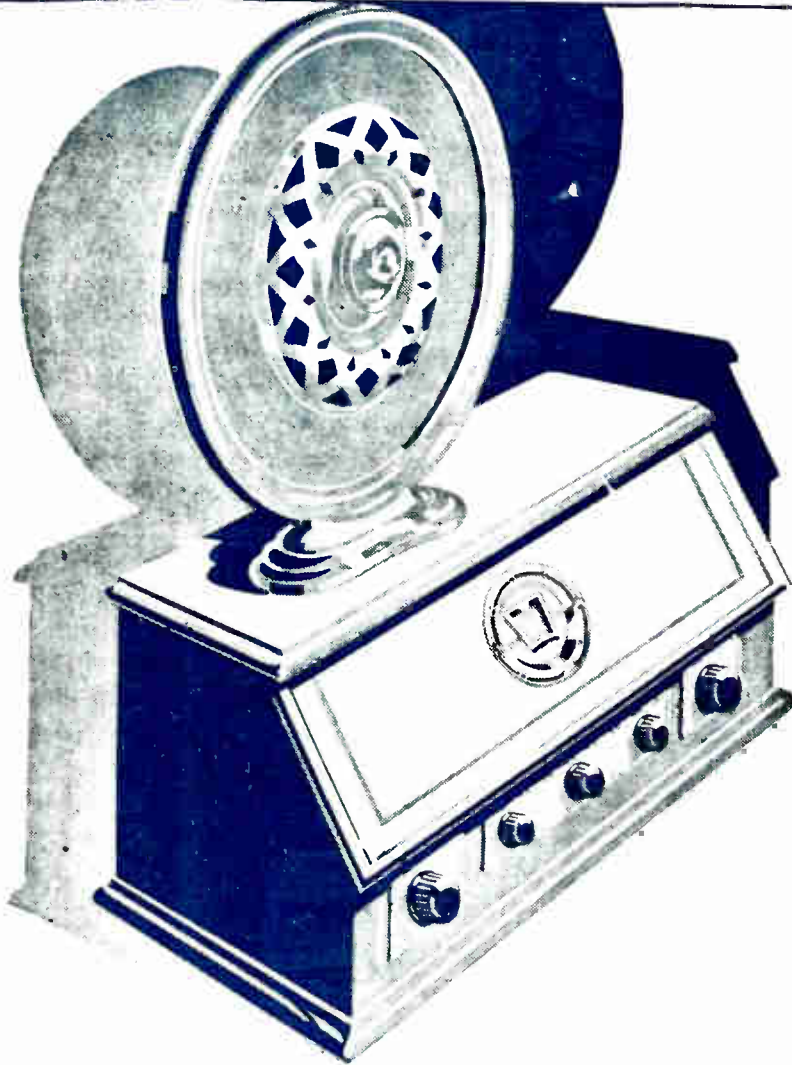
**ERICSSON TELEPHONES LTD.,**  
 67-73, Kingsway, London, W.C.2.

# Ericsson

**SUPERSENSITIVE TELEPHONES**

© Ericsson Ericsson Ericsson Ericsson Ericsson ©

# MARCONIPHONE



Marconiphone productions are always "advance news"—the whole scientific resources of this immense organisation are ceaselessly working out something new, something better. That is why

## YOU GET MORE FROM MARCONIPHONE

The Marconiphone Model 51 (5-valve receiver) is a very finished article. It presents uncommonly acute sensitivity with tuning of utter simplicity and tone which is a marvel of realism. And it brings into being all the advantages of battery-less radio. With either A.C. or D.C. Mains it can be operated entirely from the electric light supply. Publication No. 453B gives full particulars. Please send for it. If you haven't electricity, Model 51 can, of course, be operated from the ordinary battery-accumulator installation.  
*The Marconiphone Co., Ltd. (and reduced),*

Model 51 Receiver only, with long or short wave coils, including royalty - **£27:2:6**

The Marconiphone Cone Speaker, Model 75, is a worthy companion to such a receiver. For the first time a cone speaker near enough to perfection has been created to give it the name Marconiphone **75**.

Marconiphone products are obtainable from responsible Radio Dealers everywhere.

Head Office: 210-212 Tottenham Court Rd., W.1




**THE NEW RADIO SIMPLICITY.**

**NO BATTERIES NO ACCUMULATORS**

Printed for the Publishers, ILLIFFE & SONS LTD., Dorset House, Tudor Street, London, E.C.4, by The Cornwall Press Ltd., Paris Garden, Stamford Street, London, S.E.1.

Colonial and Foreign Agents:  
 UNITED STATES—The International News Co., 131, Varick Street, New York. FRANCE—W. H. Smith & Son, 248, Rue Rivoli, Paris; Hachette et Cie, Rue Réaumur, Paris.  
 BELGIUM—W. H. Smith & Son, 28, Marche aux Herbes, Brussels. INDIA—A. H. Wheeler & Co., Bombay, Allahabad and Calcutta. SOUTH AFRICA—Central News Agency, Ltd.  
 AUSTRALIA—Gordon & Gotch, Ltd., Melbourne (Victoria), Sydney (N.S.W.), Brisbane (Queensland), Adelaide (S.A.), Perth (W.A.) and Launceston (Tasmania).  
 CANADA—The American News Co., Ltd., Toronto, Winnipeg, Vancouver, Montreal, Ottawa, St. John, Halifax, Hamilton; Gordon & Gotch, Ltd., Toronto; Imperial News Co., Toronto, Montreal, Winnipeg, Vancouver, Victoria. NEW ZEALAND—Gordon & Gotch, Ltd., Wellington, Auckland, Christchurch and Dunedin.



## **Valves with the Wonderful Mullard P.M. filament.**

Generous valves—valves that give astounding performance, ample power and beautiful purity; valves that stand the knocks and jolts of a valve's life, because they are robust—and yet valves that are cheap in use, because they cut down current consumption and require only .075 ampere filament current—these are the valves with the wonderful Mullard P.M. Filament.



Fit them to your set, they will improve your radio reception.

# **Mullard**

## **THE · MASTER · VALVE**



# ANOTHER MET-VICK



Here is a neat compact 3 Valve Receiver that is easy to build, low in cost, simple to operate, and excellent in performance.

On an average aerial under good conditions, reliable speaker results are obtained within 50 miles of a B.B.C. station and 150 miles of either Daventry station.

Obtain copy of this Booklet from your Dealer.

## METRO-VICK

(Proprietors: Metropolitan-Vickers)  
155 Charing Cross Road



# CONSTRUCTOR SET

## "COSMOS" MET-VICK

3 Valve-Daventry-Local  
Resistance Capacity Coupled  
Set for home construction

Set is fully illustrated and described in  
Circuit 7117/3 which contains complete instruc-  
tions for building, a dimensioned drilling template,  
wiring diagrams both pictorial and theoretical.

Set embodies the new Met-Vick A.N.P. (Auto-  
matic-Non-Parasitic) Coils, which give unusual  
activity in tuning. It also includes the Cosmos  
Detector Unit and the well known Cosmos  
Resistance Coupling Units in the low Frequency  
range. The latter components are responsible  
for the purity of tone and high quality of repro-  
duction obtained with this set.

Valves recommended are "Cosmos" Shortpath  
valves for 2 volts or 6 volts.


Circuit 7117/2 can also be obtained from your  
dealer. This describes similarly a 3-valve set for  
working off the new Cosmos A.C. Valves and is intend-  
ed for working off the electric lighting mains.

## J.P. APPLIES LTD.

(Incorporated in England)  
1, Abchurch Lane, LONDON, W.C. 2.

### "Cosmos" Met-Vick Components Used.

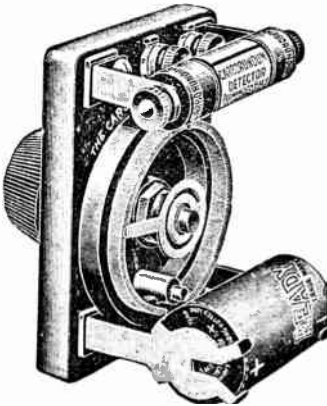
2 VARIABLE CONDENSERS } SLOW MOTION .0005	EACH 11 6
1 MINIMUM REACTION CONDENSER .0002	8
1 DETECTOR UNIT TYPE "V"	9 0
2 RESISTANCE COUPLING UNITS TYPE "V" EACH	10 6
1 H.F. CHOKE COIL	6 6
1 PERMACON .001	1 8
2 " " .0002 EACH	1 6
1 RESISTANCE	1 6
1 A.N.P. COIL [B.B.C.]	6 6
1 A.N.P. COIL [LONG WAVE]	10 6
1 BATTERY SWITCH	3 0
1 FILAMENT RHEOSTAT	2 6
"COSMOS" SHORTPATH VALVES EITHER FOR 2-VOLT OR 6-VOLT	
2 BLUE SPOTS 10/6 EACH	
1 RED SPOT 12/6	





# CARBORUNDUM IN RADIO

## CARBORUNDUM STABILISING DETECTOR UNIT.



This Unit is an electrically controlled Carborundum Detector and is adaptable to all detector circuits. This is because of the resistance controlling feature whereby the Detector may be made to match the impedance of any circuit. The unit control is exceptionally fine and smooth, accurate to about 1/1000th of a volt. The Unit consists of a fixed detector, high-resistance potentiometer, built-in mica condenser and

clips for the dry cell, all mounted on a low-loss base. Single hole mounting.

No. 32. Price - each 12/6

Dry Cell (price extra), each 5d.

No. 30. Carborundum Detector (without Stabilising Device). Price - each 5/-

## CARBORUNDUM RESISTANCE CAPACITY COUPLING UNIT.

This Unit is quite different from any other at present on the market, presenting as it does many distinct advantages over Units employing ordinary Grid Leaks and Anode Resistances. The Resistances used in the Carborundum Resistance Capacity Coupling Unit are solid rods of unbreakable Carborundum, which is created in the largest electric furnaces in the world, at the terrific temperature of 4060° F. They cannot burn out, present no capacity effects, and are absolutely non-microphonic. The Unit takes up far less room than the smallest L.F. transformer, and the complete absence of background noises enhances the already great possibilities of R.C. Coupling. Not being dependent on a metallic film, the resistances will not disintegrate and are unaffected by atmospheric changes. No. 73. Price 8/6.

CARBORUNDUM ANODE RESISTANCES AND GRID  
LEAKS in all standard values. Price - each 2/6.



Send for new  
24-page Book  
containing  
Circuits and  
much useful  
information.

All Carborundum Radio Products are sold under our complete guarantee that they will operate satisfactorily in properly designed circuits.

THE CARBORUNDUM Co., Ltd.,  
TRAFFORD PARK, MANCHESTER.



## RECUPERATING AGENT IN THE HELLESEN DRY BATTERIES.

The proof of a Dry Battery is the number of hours of efficient service you get out of it for the money you spend. We are confident of the result if you rely on a Helleesen Dry Battery for your H.T. Supply. Get a smooth uniform H.T. Supply at the minimum cost per hour from a sealed genuine Helleesen H.T. Battery with the quadruple insulation and the No. 7 Recuperating Agent.

60-volt "WIRIN" 12/6

99-volt "WIRUP" 21/-


(Postage Extra.)

All types, voltages, etc., in Double and Treble capacities for H.T. and L.T. Supply. Ask your dealer for the type to suit your set and get the maximum service, or write us for full particulars.

Obtainable at all Radio, Electrical and General Stores Harrods, Selfridges, etc., or direct from

A. H. HUNT, Ltd. (Dept.), CROYDON, SURREY.





**IGRANIC L.F. TRANSFORMER, TYPE "G"**

In designing this transformer the object was to obtain equal amplification of all the essential notes of the musical scale *under working conditions*. The measurements made by the National Physical Laboratory effectively demonstrate the remarkable success obtained.

Perfect curves obtained under ideal laboratory conditions are useless for giving an idea of a transformer's performance when placed in an average receiver, and this fact should be borne in mind when comparing the curves of the Igranic "G" Type Transformer with others.

A leaflet giving curves and full particulars will gladly be sent on request.

It is made in two ratios, 3:6:1 for first and single stages (with 20,000-30,000 ohm valves) and 7:2:1 for second stage (with low impedance valves). Two 3:6:1 ratio transformers may be used if desired.

**Price 30/-**



## Each the leader in its class

Backed by a unique experience in low frequency transformer design and aided by the resources of the

Igranic Electric Co., Ltd., the Igranic Engineers set out to design two transformers, the best at a popular price and the best at any price.

That they have been outstandingly successful is evidenced by the demand for the "F" and "G" Type L.F. Transformers, the former undoubtedly the best medium-priced transformer on the market and the latter the nearest to perfection.

*Write for List No. U231—it gives full particulars and will aid you in your selection.*



**IGRANIC L.F. TRANSFORMER, TYPE "F"**

This Transformer is a development and improvement on the famous "E" Type Transformer. Its external appearance is the same, but internally it contains many improvements suggested by experience which increase its efficiency, reduce the cost of manufacture, and thus make possible its very reasonable price.

It can be relied upon to give good quality results with freedom from breakdown when used under the recommended conditions.

One ratio only is made, i.e., 3½:1, the transformer functioning equally well in either first or second stages.

**Price 16/-**



**149, Queen Victoria St., London, E.C.4**

WORKS: BEDFORD.

BRANCHES: BIRMINGHAM, BRISTOL, CARDIFF, GLASGOW, LEEDS, MANCHESTER, NEWCASTLE.

# SENSATIONAL IMPROVEMENTS IN AERIALS

## AMAZING SUCCESS OF GOLTONE NEGROLAC

Unremitting efforts are constantly being made by means of new circuits and gadgets to obtain improved reception and increased range, but the importance of an efficient aerial appears to have been overlooked.


We have been making, for some considerable time, experiments and research in aerials and, as a result, have produced the GOLTONE "NEGROLAC" (REGD.) AERIAL. Unprejudiced reports and experts' tests establish the following results:—

- 25% increase in volume of reception.
  - Selectivity improved beyond measure.
  - Distant stations, hitherto unobtainable, brought in at loud-speaker strength.
  - Constant tuning.
  - Immunity against acid and chemical-laden atmosphere.
  - High insulation and protection against surface leakage.
- FEATURES OF "NEGROLAC" (REGD.) AERIAL. 49 Strands, each enamelled and specially stranded; fabric outer covering "Negrolac" varnished, ensuring high insulation, minimum surface leakage, long life and maximum efficiency. Will withstand severest climatic conditions.
- REFUSE SUBSTITUTES.**
- Per 50 ft. length, 9/- Per 80 ft. length, 15/-  
Per 100 ft. length, 18/-

**WRITE NOW**  
for full particulars with extracts from Experts' Reports and unsolicited testimonials—free on request.



# EFESCAPHONE SETS



The Simplicity of the Efescaphone One Dial Receiver and its extraordinary results make it an Ideal Set for the man who is interested in Wireless as an entertainment rather than a hobby. Its ease of tuning by a single slow motion dial renders it suitable for quite non-technical users, while at the same time it is capable in practised hands of performance equal to much more complicated sets. In order to bring the Set within the reach of all we have inaugurated a Hire Purchase System whereby payment may be spread over 12 months. The equipment is supplied complete and the best material only is employed. Standard British Valves form part of the equipment.

## Typical Sets

complete with Batteries, Battery Cable, Phones, Aerial Equipment, P.M. Valves and Puravox Loud Speaker, including Royalties.

**CROMWELL**  
2 Valve.

**WOLFE**  
3 Valve.

£13 . 0 . 0 Cash  
or  
£1 . 0 . 0 deposit and  
12 monthly instalments of £1 . 1 . 0.

£15 . 13 . 6 Cash  
or  
£1 . 5 . 0 deposit and  
12 monthly instalments of £1 . 5 . 3.

Applicable only in Great Britain.

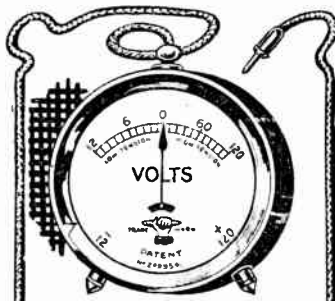

**FALK, STADELMANN & Co. Ltd**  
83-93 FARRINGTON ROAD  
LONDON, E.C.1

GLASGOW, MANCHESTER, BIRMINGHAM, DUBLIN,  
NEWCASTLE and CARDIFF.

### CHARGE YOUR OWN H.T. ACCUMULATORS WITH THE "ALTERNO" RECTIFIER.


(For Alternating Current Circuits only.)  
Will charge economically and effectively at negligible cost. Complete with Adaptor, Connecting Cords and full instructions.

Price 21/-



TEST YOUR SET and Batteries with a BRITISH-MADE "GOLTONE" RADIO METER.

These High-grade instruments are provided with insulated cases, and read high and low tension voltages.  
Side Reading ..... Price 8/6  
Centre Zero Reading, Price 10/6  
Every genuine GolTone instrument has

TRADE MARK  on dial.



"INDISPENSO"  
H.T. ACCUMULATOR CHARGER.

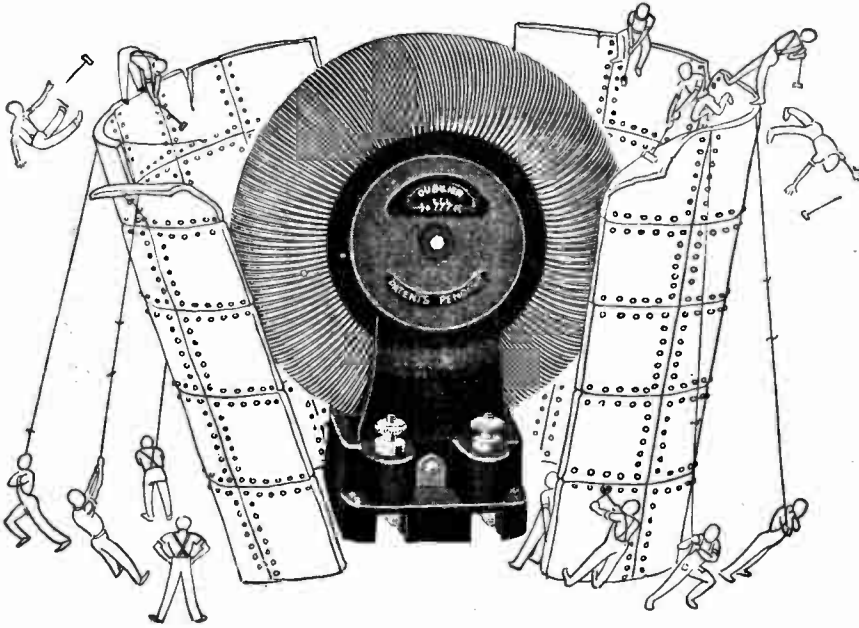
FOR DIRECT CURRENT LIGHTING CIRCUITS ONLY. Can also be used as trickle charger for L.T. Accumulators. Will charge one or any number of accumulators at a time at no extra cost if light is in use. Suitable all voltages. Complete with full instructions and Polarity indicator. Price 6/-

Demonstrations Daily at London Office: 6a and 9, Great Chapel St., Oxford St., W.1.

**Ward & Goldstone**  
PENDLETON MANCHESTER

Stocked by all High-Class Radio Stores. List W.W. post free on request.

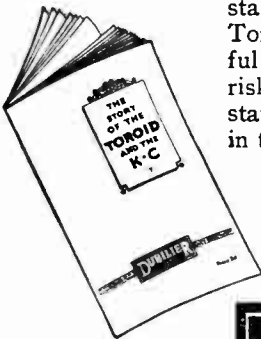
# No need to screen it ~



**FIT** Dubilier Toroid High Frequency Transformers to your set and do away with elaborate screening. You will gain efficiency in numerous ways because there will be no more of the eddy-current losses for which metal screens are inevitably responsible, your set will be more compact, more attractive in appearance, simpler to wire, and less expensive.

In addition, you will confer great stability on your set because Dubilier Toroids cannot "pick up" even powerful local oscillations. There is thus no risk of your fine tuning on distant stations being upset by direct pick up in the coil windings.

There is a wealth of information upon these products in the booklet shown here. In addition there are full instructions on how to make up five different valve circuits each possessing unique advantages. Don't be without your copy. Your dealer will hand you one, or, if he is out of stock, we shall be pleased to send you one, post free 3d.



Dubilier Toroids.  
Long Wave 750 to 2,000 metres.  
Broadcast 230 to 600 metres, supplied with detachable terminal and solder-tag base, each

**10/6**



## DUBILIER DICTA



No. 1.

Valves are cheaper now but they are still valuable. An accident with your H.T. leads may ruin the emission of your pet valve even if it does not actually burn out the filament. If fuses could be relied upon to blow in time to prevent filament damage they might afford a solution to the difficulty.

The Dubrescon is not a fuse. It is a permanent safety device which positively prevents a rush of current from the source of H.T. supply. It does not in any way restrict the flow of H.F. current, and it costs only 6/-. To fit this "safety first" device in your H.T. lead is the work of a moment.

The dear old lady who visited our Stand at the Exhibition was apparently under the impression that we supplied complete sets. Or did she mean Loud Speakers! A any rate she asked us for "A wireless in a box that talks at you."

Probably she had seen on our Stand one of the "Toreador" Sets and, with unerring feminine instinct, had come to the conclusion that that was what everyone, including herself, really needed.

Incidentally the Toroids have a very important application other than in the H.F. Amplifying Stages of a receiver. They make highly efficient tuning couplers for crystal or valve sets as explained in the booklet.

A K.C. condenser shunted across the secondary in such cases gives true straight line frequency tuning independent of the constants of the aerial employed.

We shall have more to say on the Toroids next week.

Advt. of The Dubilier Condenser Co. (1925) Ltd., Ducon Works, North Acton, London, W.3.

B3 Advertisements for "The Wireless World" are only accepted from firms we believe to be thoroughly reliable.

# A Supreme Example of Scientific Engineering!

## CYLDON

### NEW THUMB CONTROL CONDENSERS CONSTRUCTIONAL DETAILS.

"Cyldon" THUMB CONTROL CONDENSERS consist of one, two, or more "Cyldon" Log-Mid-Line Condensers (Square Law also can be supplied if required), mounted on a stout aluminium angle plate bracket. Mounted flush to the panel, the angle plate bracket forms a very effective anti-capacity shield. Rotors, Stators, and Anti-capacity Earth-plate are all electrically separated. The Bakelite Control Drum is provided with detachable scales, reading from 0—180 degrees, and projects just through the front of the panel, the milled edge giving perfectly smooth control on a diameter of 4 1/2 in., equivalent to a vernier drive. Slots are provided in the control drums so that two or more condensers can be locked together, affording single dial control. Each outfit includes a panel plate with hair line indicator, a steel drilling template and very precise instructions.

#### PRICES.

##### SEMI-SHIELDED SINGLE MODEL.

Capacity mfd.	Catalogue No.	PRICE. \$ s. d.
.0005	IT5	1 2 0
.0003	IT3	1 1 0
.00025	IT25	1 0 6
.0002	IT2	1 0 0


##### SEMI-SHIELDED GANG MODELS.

Type.	Capacity mfd.	PRICE. \$ s. d.
2 gang	.0005	2 7 0
2 "	.0003	2 5 0
3 "	.0005	3 9 6
3 "	.0003	3 6 6

All thumb control models can be supplied in any combination of capacities, either semi-shielded or totally enclosed and shielded, as required.

Write for the FREE "Cyldon" Booklet, "Concerning Variable Condensers." Post Free on Request.

**SYDNEY S. BIRD & SONS, LTD.,** Cyldon Works, Sarnesfield Road, Enfield Town, Middlesex. *Grams: "Capacity Enfield."*  
 Contractors to the B.B.C., H.M.B.A.F., H.M.O.W., and all the leading manufacturers of quality receivers.  
 Sole Australian Agents: E. V. Hudson, 55 7, Charlotte Street, Brisbane, Queensland  
 Sole Indian Agents: Bombay Radio Co., 73/75, Queen's Road, Marine Lines, Bombay 2.



#### Are You Using TEMPRYTES?

You will get better reception and your valves will last longer if you use "Temprytes." Write for the "Tempryte" Chart to-day. Temprytes, 1/8 each. Mounts, 1/- Shorting Plugs, 6d. Comprehensive Valve Chart FREE on application.

Goodall Ad.

### "Pertrix" Talks—No. 1.

## WHY DO DRY BATTERIES RUN DOWN?

IT TAKES THREE PRIMARY THINGS TO MAKE AN ELECTRIC CELL: TWO ELEMENTS AND A CHEMICAL COMPOUND. IN THE CASE OF THE LECLANCHE CELL THESE TWO ELEMENTS ARE USUALLY CARBON AND ZINC, AND THE ELECTROLYTE SAL-AMMONIAC. THE CARBON IS UNAFFECTED BY THE SAL-AMMONIAC, BUT THE ZINC IS GRADUALLY EATEN AWAY, AND SO LONG AS THERE IS CHEMICAL ACTION BETWEEN THE ELECTROLYTE AND THE ZINC THE BATTERY WILL RUN DOWN WHETHER IT IS USED OR NOT.

THE REASON FOR THE "PERTRIX PATENT" DRY BATTERY GIVING SUCH LONG SERVICE IS THAT THERE IS

### NO SAL-AMMONIAC

USED IN ITS CONSTRUCTION, AND THUS THERE IS NO CORROSION OF THE ZINC CYLINDERS.

THUS, THE USER OF "PERTRIX PATENT LONG LIFE" DRY BATTERIES OBTAINS

### LONGER & BETTER SERVICE

FOR HIS MONEY THAN DOES THE USER OF A SAL-AMMONIAC BATTERY.

Send a post card for particulars to:—

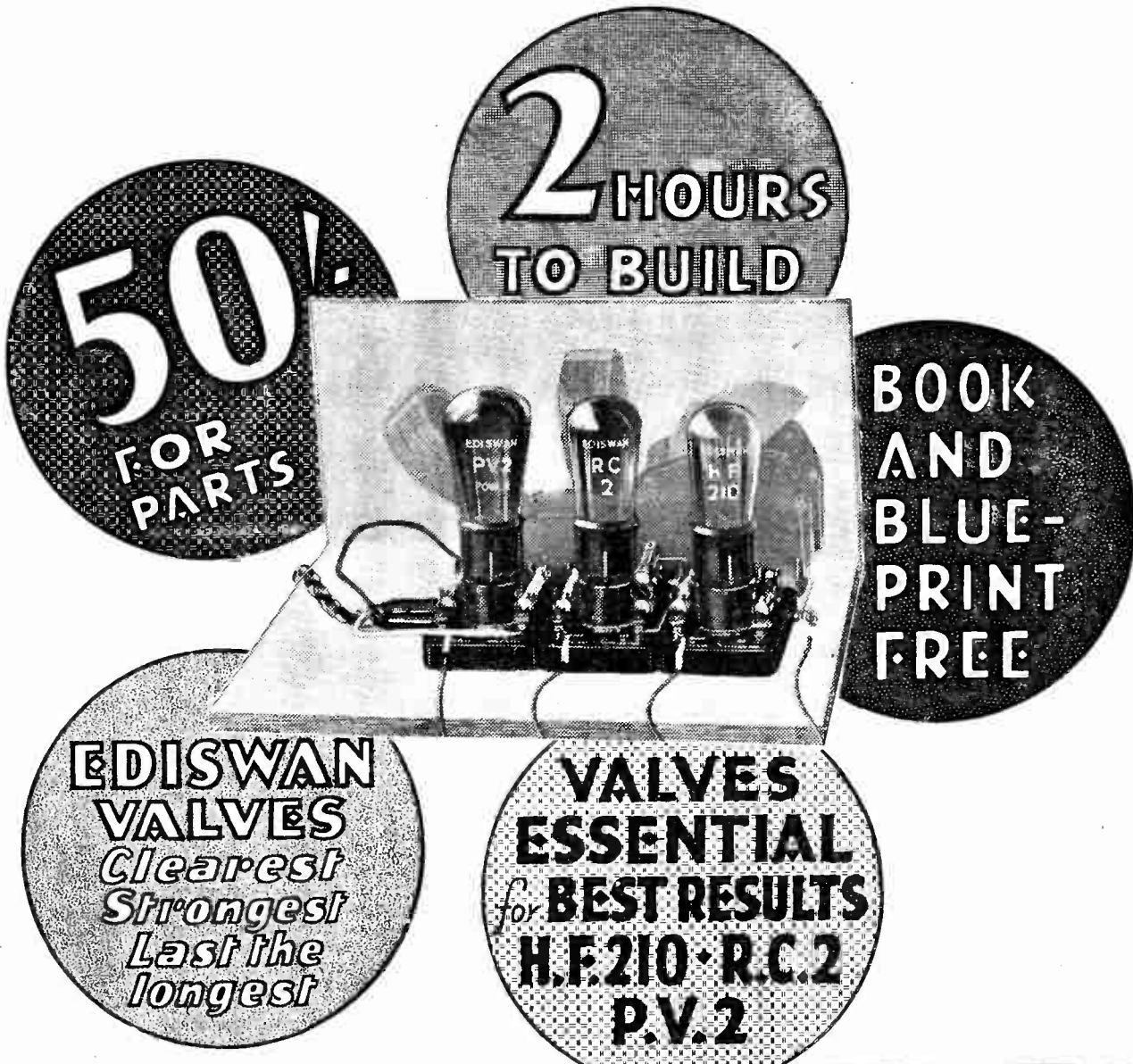
PERTRIX DEPT., A.F.A. ACCUMULATORS, LTD.,  
121, TOTTENHAM COURT ROAD W.I.



"—the dry battery without a rival."

Mention of "The Wireless World," when writing to advertisers, will ensure prompt attention.





Ask your dealer for particulars of the New EDISWAN Local Station Eliminator. Price 25/-.

To THE EDISON SWAN ELECTRIC CO LTD. W.W. 23.11.27  
 (Publicity), 123/5, Queen Victoria St., London, E.C.4.  
 Please send, post free, presentation copies of the New R.C. Threesome Instruction Book and Blue Print.

NAME .....

ADDRESS .....

V 70. ....

# EDISWAN

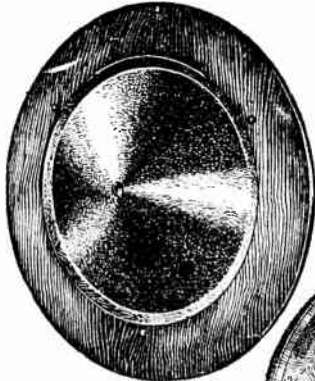
## NEW R.C. THREESOME

EVERYTHING **The G.E.C.** ELECTRICAL  
your guarantee

And now for  
**REAL MELODY**  
New Season's  
**GECOPHONE**

Registered Trade Mark.  
**CONE**

**LOUD SPEAKERS**  
**WALL PLAQUE**




**STANDARD CONE**

For pure reproduction, giving a wealth of rich tone with clarity that is startling in its reality the GECOPHONE "Standard" Cone Speaker is supreme. Finished in rich coin bronze.

PRICE


**£6 : 6 : 0**



**SCREEN CONE**

The GECOPHONE "Screen" Cone Type Loud-Speaker is fitted in a walnut-finished mahogany fire screen which improves the acoustic properties by reason of the sounding board effect of the screen.

PRICE **£6 : 6 : 0**




Write for a copy of the GECOPHONE Loud Speaker Folder G.O. 4383, which contains particulars of all GECOPHONE Loud Speakers



Post free on request.

Components of Distinction & Quality



**White Line Valve Holder**



**L.F. TRANSFORMERS**  
List 284. Ratio 3-1. 22/6  
List 285. Ratio 6-1. 25/-

Also in Multi-ratio, giving 1'8, 3, 3'66, 4'5 and 6 to 1.  
List 286. 27/6

Also **LOW FREQUENCY CHOKE.**  
List 287. 20/-

A great advance over all previous types of "Springy" valve holders. Inter-electrode capacity is reduced to a minimum and is constant. Thus the "Whiteline" holder is admirably suited for super-heterodyne and short-wave receivers. The springs are so designed that while the initial amplitude to any given shock is as large as required the damping is quick and gentle. Made of genuine Bakelite and supplied with terminals, soldering tags and fixing screws. Overall dimensions of base 1½ ins. square.



**UNIVERSAL H.F. CHOKE.**  
List 288. 9/-

The "WHITELINE" for SAFETY

**LIST 282 - 2s. 3d.**

Send 1½d. in stamps for the new Bowyer-Lowe Catalogue



**BOWYER-LOWE CO., LTD., LETCHWORTH.**

**A BOOK THAT EVERY EXPERIMENTER SHOULD HAVE :**  
"The Bowyer-Lowe Standard 7-and 8-valve Super-Heterodyne"  
How to Build and Operate. By A. E. BOWYER-LOWE.  
**PRICE - - 2/-**


Send your remittance for a copy to-day.

# WHAT YOU SAVE *with the* LOTUS VALVE HOLDER

You save your valves from shock; you prevent microphonic noises in reception; you save yourself the time, trouble, and expense involved by constant renewals, if you fit Lotus Anti-microphonic Valve Holders.

And now you can save money, too. Big price reductions have been made possible by big turnover.

Lotus Valve Holders are still the best you can buy—perfectly finished and carefully made from the finest materials. At their new prices they defy competition.



Used and recommended by the important set makers of Great Britain, and for the famous MULLARD "RADIO FOR THE MILLION" Circuits.

## NEW PRICES :

Without Terminals - - **1/6**

With Terminals - - - **1/9**

**LOTUS**  
 BUOYANCY  
**VALVE HOLDER**  
 ANTI-MICROPHONIC

Made by the makers of the famous Lotus Remote Control, Vernier Coil Holders, Jacks, Switches and Plugs.


**GARNETT, WHITELEY & Co., Ltd., Lotus Works, Broadgreen Rd., Liverpool.**

**ABSORBS SHOCK—ELIMINATES MICROPHONIC NOISES**

CAUSTON

# Cossor

*The valve which made possible the wonderful Cossor "Melody Maker"*



THE amazing success of the wonderful Cossor "Melody Maker" is due largely to its splendid Cossor Valves. Its superb tone—its uncanny ability to sense out distant Broadcasting and to re-create it in full volume—with all the warmth and colour of the original transmission—is due to its Cossor Valves. All who have heard the "Melody Maker" have been thrilled with its performance—with its exquisite purity—with its glorious volume. Use Cossor Valves in your Receiver and get all the advantages of the super-efficient Kalenised filament—purity—volume—long life—low current consumption. In a wide range of types for all voltages from 10/6 each.

## The Sensation of the Season!

THE wonderful Cossor "Melody Maker" gets concerts from France, Holland, Germany, Spain, Italy and Switzerland. Also full range of B.B.C. programmes. Anyone can build it. No soldering. No wiring. Success guaranteed. Costs little to build. Send coupon for chart showing new constructional system which removes all difficulties.

**FREE!**

To A. C. Cossor, Ltd.,  
Highbury Grove, London N.5  
Please send me free of cost your constructional system "How to build the Cossor 'Melody Maker.'"

Name .....

Address .....



1005

Mention of "The Wireless World," when writing to advertisers, will ensure prompt attention.

B8

# The Wireless World

AND  
RADIO REVIEW  
(15<sup>th</sup> Year of Publication)

No. 430.

WEDNESDAY, NOVEMBER 23RD, 1927.

VOL. XXI. No. 21.

Editor : HUGH S. POCKOCK.

Assistant Editor : F. H. HAYNES.

Editorial Offices : 139-40, FLEET STREET, LONDON, E.C.4

Editorial Telephone : City 4011 (3 lines).

Advertising and Publishing Offices : DORSET HOUSE, TUDOR STREET, LONDON, E.C.4.

Telephone : City 2847 (13 lines).

Telegrams : "Ethaworld, Fleet, London."

COVENTRY : Hertford Street.

BIRMINGHAM : Guildhall Buildings, Navigation Street.

MANCHESTER : 199, Deansgate.

Telegrams : "Cyclist Coventry."  
Telephone : 5210 Coventry.

Telegrams : "Antopress, Birmingham."  
Telephone : 2970 and 2971 Midland.

Telegrams : "Illife, Manchester."  
Telephone : 8970 and 8971 City.

Subscription Rates: Home, 17s. 4d.; Canada, 17s. 4d.; other countries abroad, 19s. 6d. per annum.

*As many of the circuits and apparatus described in these pages are covered by patents, readers are advised, before making use of them, to satisfy themselves that they would not be infringing patents.*

## THE B.B.C. BIRTHDAY.



THE B.B.C. birthday anniversary was celebrated by a special broadcast conducted by the staff of the B.B.C. The broadcast, although frivolous in itself, served to mark the completion of the fifth year of a service which, it will be admitted, has already had a pronounced influence on the everyday life of this country, and is likely in the future to take an even more important position than it has ever done in the past period of five years. Much of the work of organisation of the broadcasting service has been in the nature of experiment, and the experience gained will, it is hoped, show results in the introduction of the regional scheme. No doubt there will be criticism of the regional scheme when it comes into operation, but whatever may be said, we know that it is the outcome of very careful deliberation on the part of the broadcasting authorities, and that it is introduced in the honest endeavour to provide this country with the most efficient system of distribution of broadcasting with alternative programmes. We take this opportunity of congratulating the B.B.C. on the progress which has been made up to the present, and we look forward to a continuance of the same enthusiasm on the part of the personnel of the B.B.C., which we are confident can only result in even greater developments in the near future.

o o o o

## EMPIRE BROADCASTING.

Writing in a recent number of the B.B.C. journal *World Radio*, the Chief Engineer opens his subject as follows: "Flogging a dead horse is said to be a waste of time. Flogging any horse seems to be unnecessary. In view of the continued misrepresentation of a point of view by anyone who speaks and writes on the subject, in spite of repeated official statements, I am impelled, if not to flog, at least still to continue to try and urge the Empire Broadcasting horse to pull hard along the bumpy and difficult road of real progress."

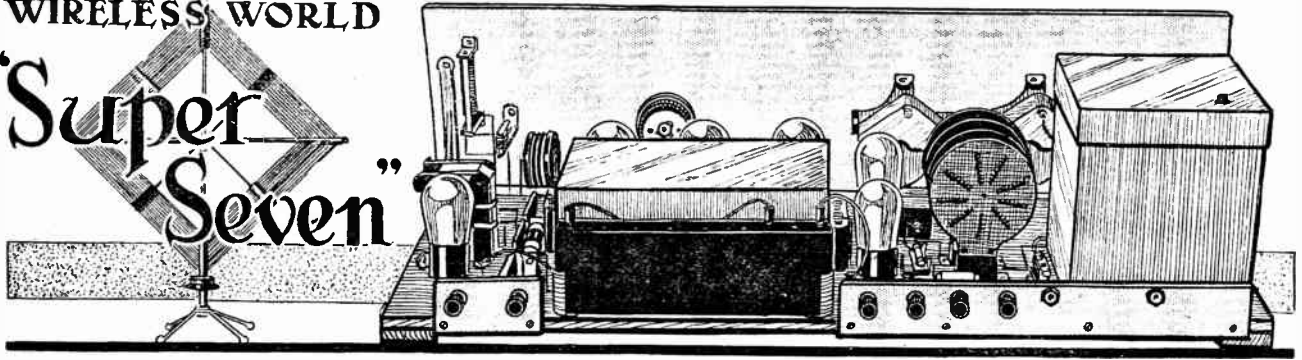
Believing that we are included amongst those whom the Chief Engineer regards as "misrepresenting a point of view in spite of repeated official statements," we feel that we cannot let these comments go by without a word in reply. Flogging a dead horse is certainly waste of time, we agree thus far, but we never considered that the B.B.C. was dead when we did a little flogging to urge forward the endeavour to achieve Empire Broadcasting. Our point of view was that the horse was not a horse, but a rather obstinate mule which suffered from inertia, or whatever one may like to call it, and required a certain amount of judicious flogging before it would start, though we felt confident that once started it would proceed satisfactorily along its course.

## How Empire Broadcasting May Develop.

Now that we know the development of empire broadcasting is under way it is interesting to consider the lines along which a service is likely to develop. Direct broadcasting from the home country to all parts of the empire would be the ideal arrangement from many points of view, but if we are going to have a truly efficient service with the minimum of failures to receive the programmes, it seems probable that the service will have to be developed on the principle of a chain of stations, each link in the chain re-radiating from a transmitter at its own location on a short wavelength most suitable for communication with the next point in the chain. Development on these lines will, no doubt, be slow and can only come as the result of a good deal of experiment which the existence of the Chelmsford short-wave station now renders possible. If it is found necessary to relay the home transmissions then, of course, the question of the cost of conducting the relays will have to come into consideration. It would seem probable that a short-wave transmitter in this country, definitely established on a service basis for programmes to the empire, would eventually have to be financed from some source of revenue other than the licence fees of the home listeners.



## WIRELESS WORLD

"Super  
Seven"

(Concluded from page 637 of the November 9th issue.)

## Further Constructional Details, Choice of Valves, and Hints on Tuning.

By H. B. DENT.

THE second detector valve is preceded by three stages of high-frequency amplification, so that it becomes necessary to employ a valve capable of handling a reasonably large grid voltage swing, and a 20,000-ohm valve with a negative bias of between 3 and 4.5 volts is recommended. It has been proved experimentally that the presence of H.F. oscillations in the low-frequency amplifier and output circuits renders a receiver very unstable, and the failure to obtain satisfactory neutralisation of the H.F. circuit can often be traced to this cause. This applies perhaps more to the signal frequency amplifier than to the long-wave unit, for the reason that H.F. currents in the loud-speaker lead will feed back energy to the frame, and this will eventually lead to uncontrollable oscillation of the frame circuit. A very careful system of filtering is therefore demanded, and a special high-frequency choke, with a by-pass condenser at either end, has been connected in the anode circuit of the second detector valve.

### The Low-frequency Amplifier.

When two or more stages of efficient H.F. amplification are used, one I.F. valve only will be found ample to give loud-speaker results from practically all the worth-while stations. However, this valve should be a really good power valve with a reasonably high anode voltage, and accordingly the plate current may be of the order of 8 to 10 milliamps. It would be unwise to pass this current through the loud-speaker windings, so that a choke-capacity output circuit, or a one-to-one ratio transformer, is recommended. In addition, this localises the H.T. supply and obviates the necessity for passing this through lengthy leads should the loud-speaker be located at a distant point.

### Valves.

The various circuits comprising a modern receiver are

designed to suit a definite type of valve, and it is for this reason that very little latitude can be taken in the choice of valves without seriously impairing the performance of the set. The employment of a tuned anode circuit in the signal frequency amplifier would seem to indicate that the impedance of the valve used in this position is of little importance, but in practice this is not so. Very high-impedance valves render a circuit extremely selective, and if selectivity is carried too far the upper audio-frequencies are lost, with the result that speech and music become distorted. In addition, considerable difficulty will be experienced in stabilising the input circuit when using valves having a very high voltage amplification; however, this could be overcome by careful design of the anode coil. Commercially made centre-tapped anode coils fall very far short of the ideal, as the leakage inductance between the anode portion of the coil and the neutralising portion is very high, and until a really good coil is marketed this method of obtaining H.F. amplification will be subject to certain disadvantages. Experiments have shown that it is not practicable to employ a valve in this position with a higher A.C. resistance than about 30,000 ohms. A low-impedance valve is recommended for the local oscillator for the reason that these valves give more even oscillation over the full tuning range of any one coil, and accordingly the recommendation for this position is a valve between 4,000 ohms and 8,000 ohms A.C. resistance.

In the long-wave amplifier it will be possible to employ high-impedance high-amplification valves, and full advantage can be taken of this by making use of valves with A.C. resistances of the order of 60,000 to 70,000 ohms, and having the highest voltage amplification for this resistance. The stability of the amplifier is obtained by feeding back oscillations from one stage to the preced-

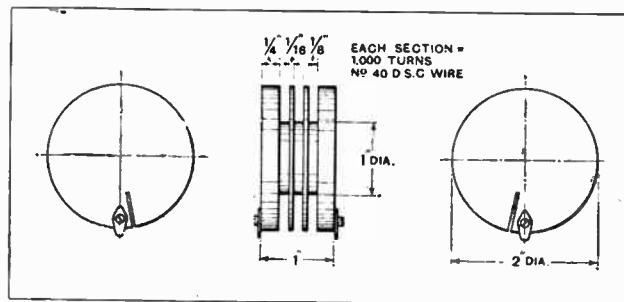


Fig. 8.—Details of the special bobbin for the H.F. choke.

Wireless World "Super Seven."

ing stage, and the amount fed back should be just sufficient to neutralise that which is transferred *via* the inter-electrode capacity of the valves. The number of turns given for the neutralising winding will be applicable only to valves of the same type and internal capacity as those used in the original receiver, so that no deviation should be made from the valves recommended. The first detector valve and the two I.F. valves should be the Mullard range of P.M. high-magnification valves, such as the P.M.1A in the two-volt range or P.M.3A or P.M.5B in the four- and six-volt range respectively.

A little latitude can be allowed in the choice of a valve for the second detector, and any efficient valve possessing an A.C. resistance of between 13,000 and 45,000 ohms will be permissible. The output stage must, of course, be provided with a really good super-power valve with an A.C. resistance of from 2,500 ohms to 4,000 ohms. The original receiver employed the following valves in the order named, commencing with the signal frequency amplifier: Mullard P.M.1 H.F., P.M.2, P.M.1A, P.M.1A, P.M.1A, P.M.1 H.F., and P.M.252. This will no doubt prove a useful guide in the choice of suitable valves, and it might be mentioned in passing that the satisfactory performance of the set is dependent to a great extent upon the valves.

Operating Notes.

When a receiver is nearing completion and there remain only a few wires to solder in position, the patience and care exercised in the earlier stages of the construction are often thrown to the winds and the finishing is hurriedly executed so that the receiver can be connected up to its batteries for a test. The concluding stages are often the most important, and this tendency should be rigidly combated, otherwise great disappointment may be encountered and unnecessary expense incurred, due to valves

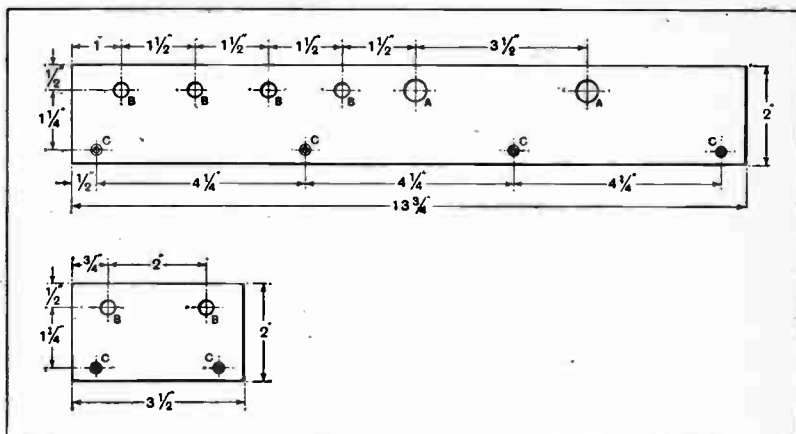


Fig. 9.—Drilling details of the front panel. A, 9/16in. diam.; B, 3/8in. diam.; C, 1/4in. diam.; D, 5/32in. diam.; E, 1/8in. diam., countersunk for No. 4 wood screw; F, 3/32in. diam., drilled from back of panel and tapped 6 B.A. (these are blind holes and not carried through panel).

burning out through lack of a little patience, or time, devoted to a careful check of the wiring. This precaution should be taken in the simplest of receivers, but it is vitally necessary in multi-valve sets, where a slight error in one of the many circuits may lead to hours being wasted in fruitless "knob turning" without a sound being heard. The constructor should curb any inclination to rush matters, and, having completed the wiring, embark on a series of careful tests and check each circuit stage by stage. The tests should be carried out with the help of a pair of telephones and a battery; all coils should be tested for continuity and each circuit checked, from point to point, so as to make certain that all circuits are completed. Perhaps the most important test of all is a check of the H.T. and L.T. wiring to ascertain that the filament sockets of the valve holders are connected to the L.T. terminals and not to the H.T. Attention should be given to the copper screening boxes to see that these are connected to L.T. negative and that the H.T. leads are completely insulated where they pass through the holes in the screens.

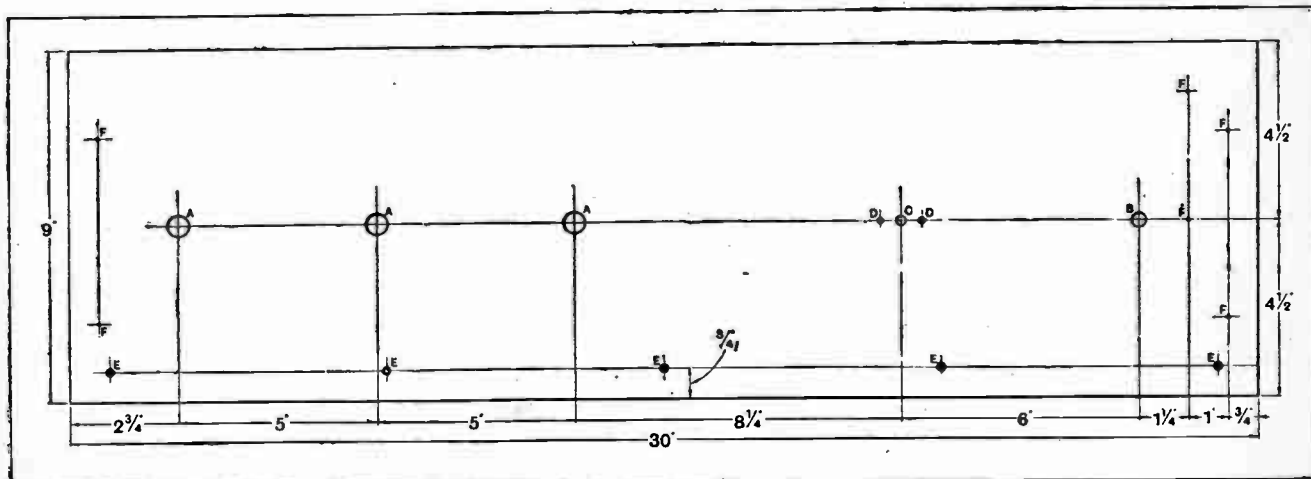


Fig. 10.—Drilling details of the two terminal battens. The sizes of the holes are as follow: A, 7/16in. diam.; B, 5/16in. diam.; C, 1/8in. diam., countersunk for No. 4 wood screws.

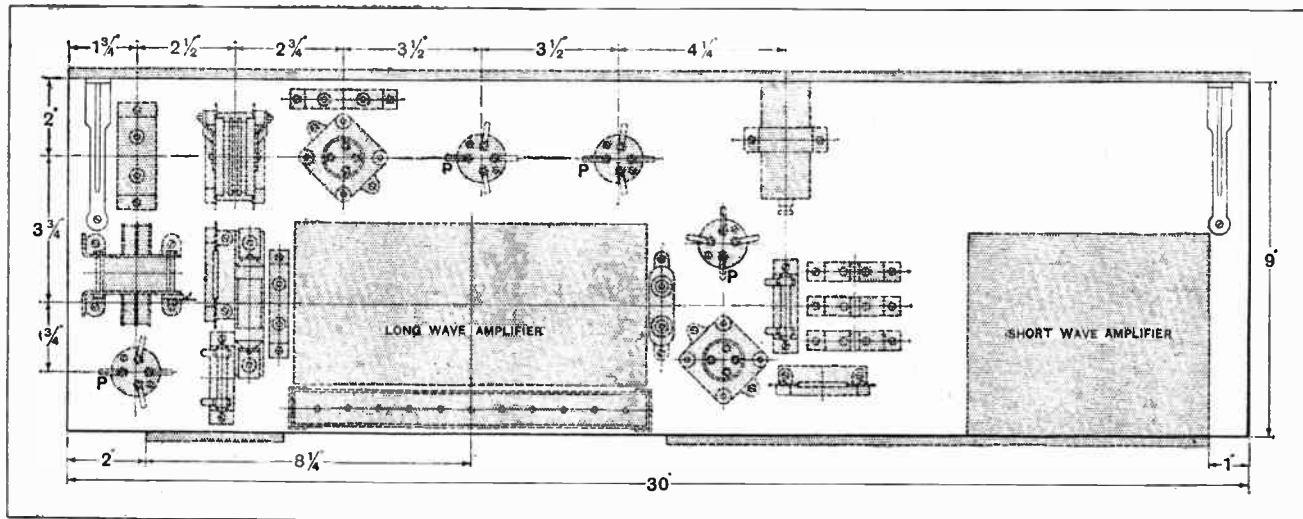



Fig. 11.—Disposition of the components on the baseboard. The long-wave and short-wave amplifiers are each assembled on separate wooden bases and secured in position when completed.

When the constructor has satisfied himself that everything is in order, then the valves can be placed in their respective holders and L.T. and H.T. batteries connected up. The author believes in a policy of "safety first," and always connects a small 3.5-volt flash-lamp bulb in the H.T. negative lead so that should a short-circuit accidentally occur the H.T. battery will not suffer. A lamp can be purchased for 3d., but an H.T. battery costs many shillings, and in addition this will save the filaments of the valves should an H.T. positive lead accidentally fall on one of the L.T. positive wires. This, of course, holds good only when dealing with a multi-valve set taking a filament current of about 1 amp.; usually a small flash-lamp bulb will burn out at about 0.5 amp.


To obtain the best results it will be necessary to experiment with various values of H.T. voltages. However, in the initial stages the following should be used: H.T. +1, about 90 volts; H.T. +2, 25 volts; H.T. +3, 120 to 150 volts. The second detector valve will require

about 3 volts negative grid bias and the output valve between 18 and 20 volts negative.

The original receiver was fitted with Gambrell plug-in coils, and the following can be taken as a guide in the choice of suitable coils for the various positions. The oscillator grid coil was a Gambrell "B," the anode or reaction coil a "B1," and for the pick-up coil a Gambrell "A" was used. In an earlier part of this article it has been mentioned that a commercial type of plug-in coil, with a centre tapping, will function satisfactorily in the anode circuit of the signal frequency amplifier, and reference to the circuit diagram will show that the variable condenser is connected across the whole coil; therefore, a Gambrell "B" centre-tapped coil should be used. A frame aerial will be required, and this should tune from about 200 metres to 600 metres when a 0.0005 mfd. variable condenser is connected in parallel. "The Experimenter's Frame Aerial," described by the writer in *The Wireless World* for July



Plan view of the receiver with screening covers, valves and coils removed.



Rear view of the receiver showing coils and valves in position. The coil in the foreground is the pick-up coil and behind this are the oscillator grid and plate coils.

27th, 1927, or an Igranic collapsible frame, would be suitable for this purpose. However, to meet the present requirements a simple frame of rigid construction, with sides 2ft. in length, could be assembled and wound with 80ft. of wire, the turns being spaced about  $\frac{1}{4}$  in. apart. The telephones, loud-speaker, and frame aerial leads must be fitted with suitable plugs, and although twisted flex can be used for the first two mentioned this is not recommended for the frame aerial lead, owing to the relatively high self-capacity of this arrangement. The lead for the frame aerial should consist of two insulated flexible wires run parallel but spaced about 1 in. apart, using either elonite or paxolin strips for this purpose.

The left-hand condenser tunes the frame aerial and the right-hand condenser the local oscillator, so with these two controls no difficulty will be experienced in tuning-in quite a number of stations. When two-volt valves are employed the filament rheostat should be adjusted so that no resistance is in circuit, but with four- or six-volt valves it may be found advisable to have a small amount of resistance in. The potentiometer can be turned to the full negative position and adjusted after a signal has been received, and thenceforward used as a volume control.

It is advisable first thoroughly to master the tuning of the receiver with the signal-frequency amplifier out of action, and when this has been achieved the frame plug can be changed over to the first jack. When the first valve is brought into action violent oscillation may ensue, but this will be overcome by adjusting the neutralising condenser. The usual method of stabilising an H.F. circuit is to turn out the valve and adjust the neutralising condenser until signals disappear, but this necessitates a separate filament control for the H.F. valve. In practice, however, no difficulty will be experienced in obtaining stability by the adoption of the method suggested above.

A superheterodyne receiver is extremely selective, and it naturally follows that tuning is very critical; under these conditions greater care will be required in searching for stations than would be necessary with a receiver embodying a straight circuit. At about one mile from 21.0 this station could be entirely eliminated by moving the oscillator condenser a matter of 5 degrees, which represents but a few metres in wavelength; however, this portion of the receiver has not been calibrated, so that exact figures cannot be given. There is one very important point which must not be overlooked, and that is the directional proper-

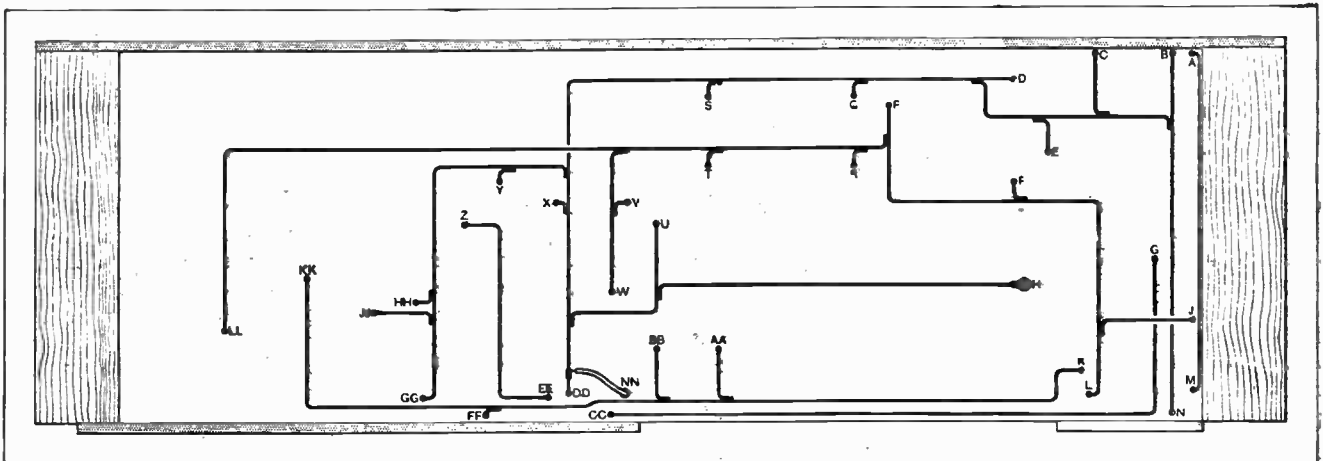


Fig. 12.—Practical wiring plan of the underside of the baseboard. The lettering corresponds with Fig. 13.

**Wireless World "Super Seven."**

ties of a frame aerial. Usually the maxima are broadly defined, but signal strength falls off rapidly as the plane of the frame approaches a right-angle to the plane of the incoming signal. It follows, therefore, that the frame will require rotating occasionally during the search for distant stations, and having tuned in a signal the frame should be orientated to ascertain the direction of the maximum response. It has been explained that every station will be received at two distinct settings of the oscillator condenser, and in many cases advantage can be taken of this to overcome a certain type of interference. If it is

referred to as "second channel interference," and may be encountered quite often, but it is highly improbable that both oscillator settings for any one station will be affected, and usually one will be free.

When completed the receiver should be fitted into a cabinet to prevent dust depositing on the valve holders or other exposed parts and thus introducing a surface leakage. It is realised that individual tastes differ widely in this respect, so that the choice of a cabinet can be left to the constructor. The cabinet shown in the illustration was supplied by F. Digby, 9, Banbury Road, South Hackney, London, E.9, and is provided with a compartment below

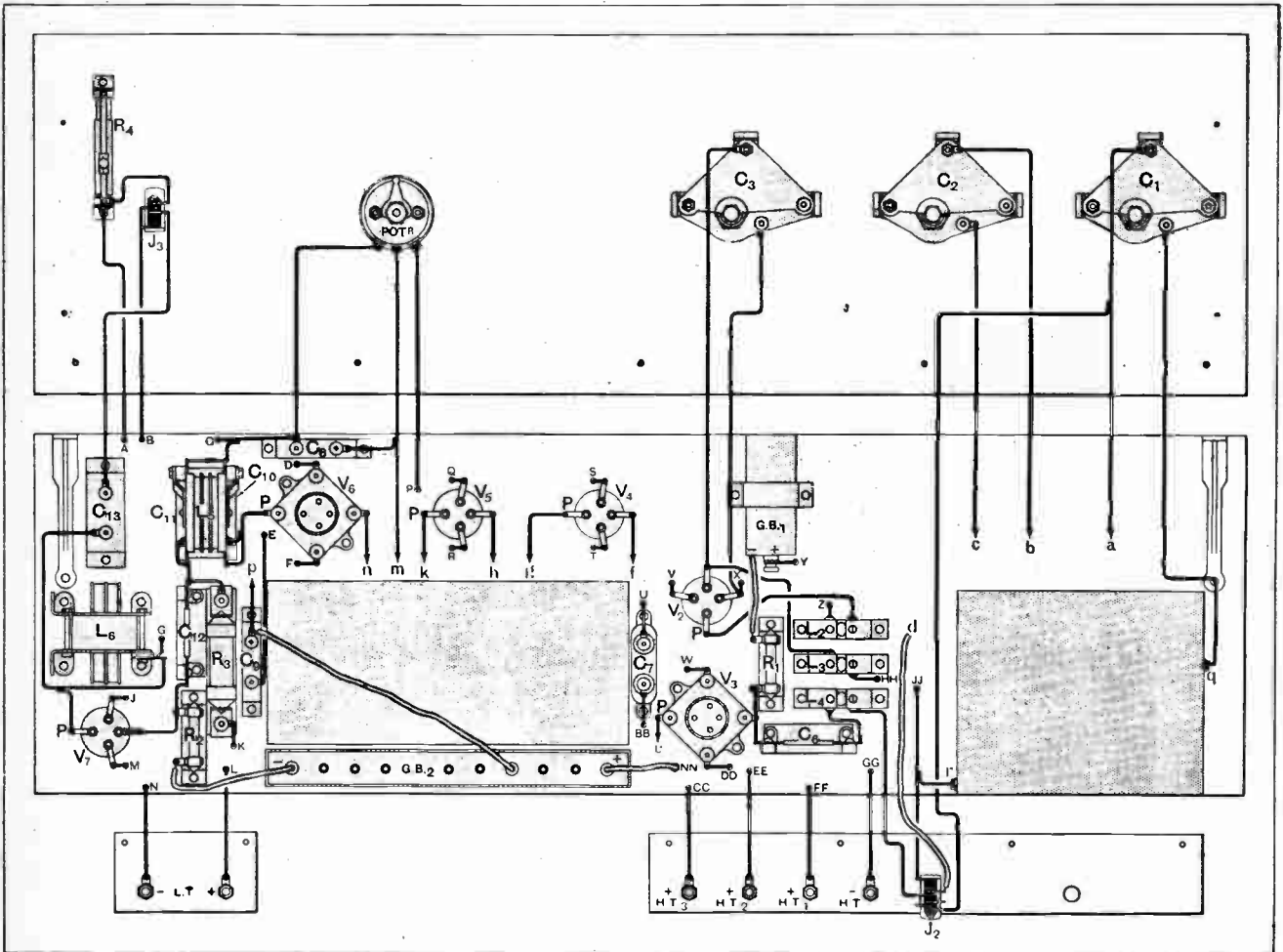


Fig. 13.—The practical wiring plan. The lettering indicates the holes in the baseboard through which certain wires pass and this corresponds with the lettering in Fig. 12.

assumed that the oscillator is adjusted to  $n$  cycles more than the frequency of the desired signal, and that another signal is present which has a frequency of  $n$  cycles more than the oscillator, then beat notes from both stations will be produced and neither will be intelligible owing to heterodyning. However, by changing the oscillator frequency to  $n$  cycles less than the frequency of the desired signal, the interfering station will not be heard owing to the fact that  $3n$  cycles now separate the oscillator and interfering station, and the beat note formed will not pass through the I.F. amplifier. This type of interference is generally

the receiver in which the batteries can be accommodated.

The experimenter who has not access to a lathe may experience some difficulty in making the I.F. transformer bobbins, but a little ingenuity will always enable a way out to be found, and it is suggested that these could be assembled from circular discs cut with a fretsaw to the dimensions given. However, some of those firms specialising in the manufacture of parts for *Wireless World* sets will be prepared, no doubt, to supply either the completed transformers or the special bobbins so that the amateur can wind these himself.





A Section Devoted to the Assistance of the Beginner.

**CUTTING OUT THE H.F. AMPLIFIER.**

ALTHOUGH switching arrangements are not as a rule recommended in modern H.F. circuits, it is a fact that conditions often arise where for local station reception it is desirable, if not essential, completely to eliminate the first valve of the "Everyman Four" type of receiver. This valve provides so much H.F. amplification that otherwise it is difficult to prevent overloading, even when the fullest use is made of the form of volume control which is included. Fortunately there are several ways of doing this in such a manner that the operation of the set is not impaired as far as its sensitivity and stability are concerned when all valves are in use for distant reception.

Three alternative methods are shown in Fig. 1. In the first (a) the H.F. transformer is converted into an aerial-grid coil by making its primary serve as the aerial winding of an "aperi-

odic" coupler. This is done by removing the valve and plugging the aerial into the plate socket. As a measure of safety, and to prevent any possible short-circuit of the H.T. battery, it is advisable to remove the plug connected to the H.T. +2 terminal. The aerial circuit will still be completed to earth, as there is a path through the H.T. shunting condenser. In addition, the neutralising condenser should be set at minimum capacity. Where less sensitivity is necessary the aerial lead may be clipped to the wire joining the H.F. anode and the transformer primary, without the necessity for removing the valve itself. Needless to say, its filament should be switched off.

The second arrangement (b) is probably the best and simplest for use in the immediate vicinity of a broadcasting station, although if it is adopted it will hardly be possible to tune the set to wavelengths below about 300

metres. The long-wave loading coil should be replaced by another plug-in coil having some 10 to 15 turns, which acts as the common section of an auto-transformer winding. The aerial is connected to the A<sub>3</sub> terminal as for long-wave reception, the switch being opened. Lastly, the very simple circuit shown in Fig. 1 (c) can easily be arranged by fitting a socket, into which the aerial plug may be inserted, to the grid of the detector valve. This socket may be attached to either the grid terminal of the valve, to the H.F. transformer secondary, or perhaps more conveniently to the high-potential terminal of the variable condenser.

o o o o

**POTENTIOMETER CONTROL OF SELECTIVITY.**

IT is not generally known that the potentiometer commonly used for adjusting the negative bias of an anode bend detector valve can under

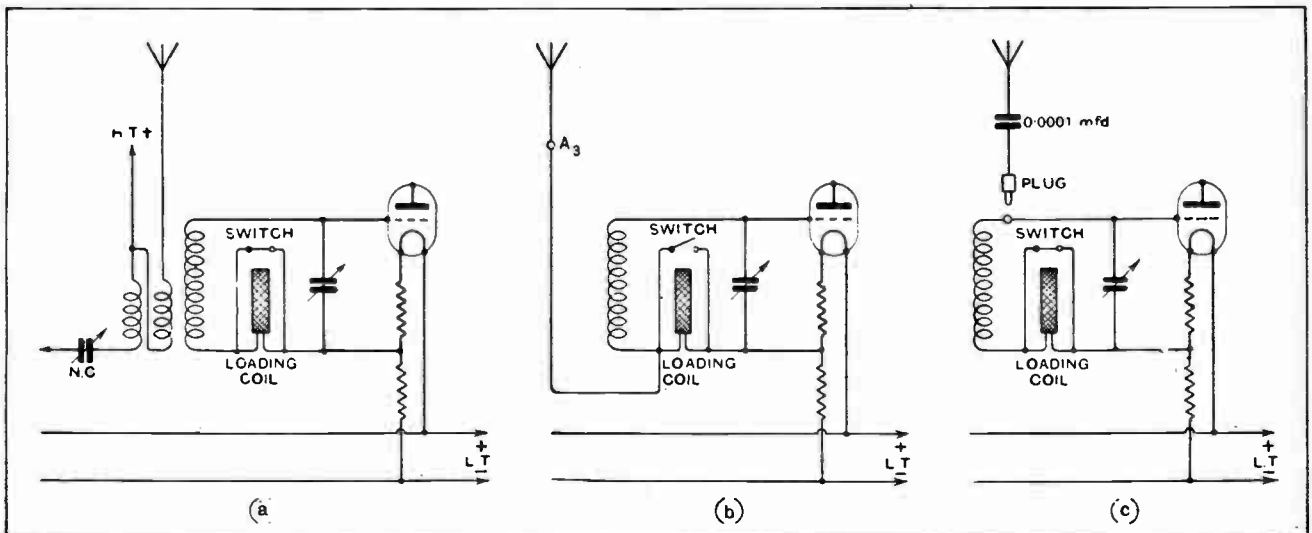


Fig. 1.—Methods of eliminating the high-frequency valve of the "Everyman Four" receiver.

certain conditions be used to improve selectivity. When a distant station is received with a weak but nevertheless unpleasant "background" of the local transmitter, it will often be found that by making the detector grid more negative, the local signals will no longer be heard.

The reason for this is that the H.F. voltages due to the near-by station are so small (as the circuits are detuned) that they are not rectified at all when an excessive negative potential is applied. The higher voltages induced from the distant station will, however, be quite well detected if their amplitude is sufficient to reach the bend of the curve. There will, of course, be some weakening of signals, but the method is an eminently practical one, applicable to such sets as the "Everyman Four" (with the addition of a potentiometer), the "All-Wave Four," and the "Regional" receiver. It will be fairly obvious, however, that one cannot expect it to operate satisfactorily unless the desired incoming signals are considerably stronger than those from the local station.

BY-PASS CONDENSERS AND STABILITY.

THE need for taking every possible precaution to avoid stray reaction between the circuits of a multivalve receiver increases with each improvement in the efficiency of valves and coupling components. It is accordingly desirable nowadays to observe precautions formerly considered as unnecessary, in order to prevent the development of high- or low-frequency voltages in positions where they may be applied to several circuits. A good deal may be done in this respect by connecting by-pass condensers in such a manner that the flow of oscillatory currents is restricted as far as possible. In other words, a direct path of low resistance should be provided between the low potential end of each anode circuit and earth.

Possible improvements to receivers which show a tendency towards instability will be suggested by a consideration of Fig. 2, which shows in skeleton form the connections of a typical four-valve receiver. In the first diagram (a) the arrangement of by-pass condensers which was until recently in general use is shown. It will be noticed that  $C_1$ , the by-pass

condenser for the H.F. anode circuit, is connected directly across the H.T. terminals.  $C_2$ , the detector anode by-pass, is in shunt with the coupling resistance, while  $C_3$ , the choke feed condenser, is arranged in such a way that L.F. impulses are passed through the H.T. battery.

In the second diagram (b) the various by-pass condensers (denoted by the same lettering) are shown in the positions which they usually occupy in

flected through the condenser and loud-speaker instead of passing through the H.T. battery.

When a separate H.T. voltage is provided for the first L.F. valve its by-pass condenser ( $C_5$ ) may with advantage be connected as shown in dotted lines.

It should be pointed out that the gain resulting from each of these alterations is not likely to be very considerable in itself, but the cumulative

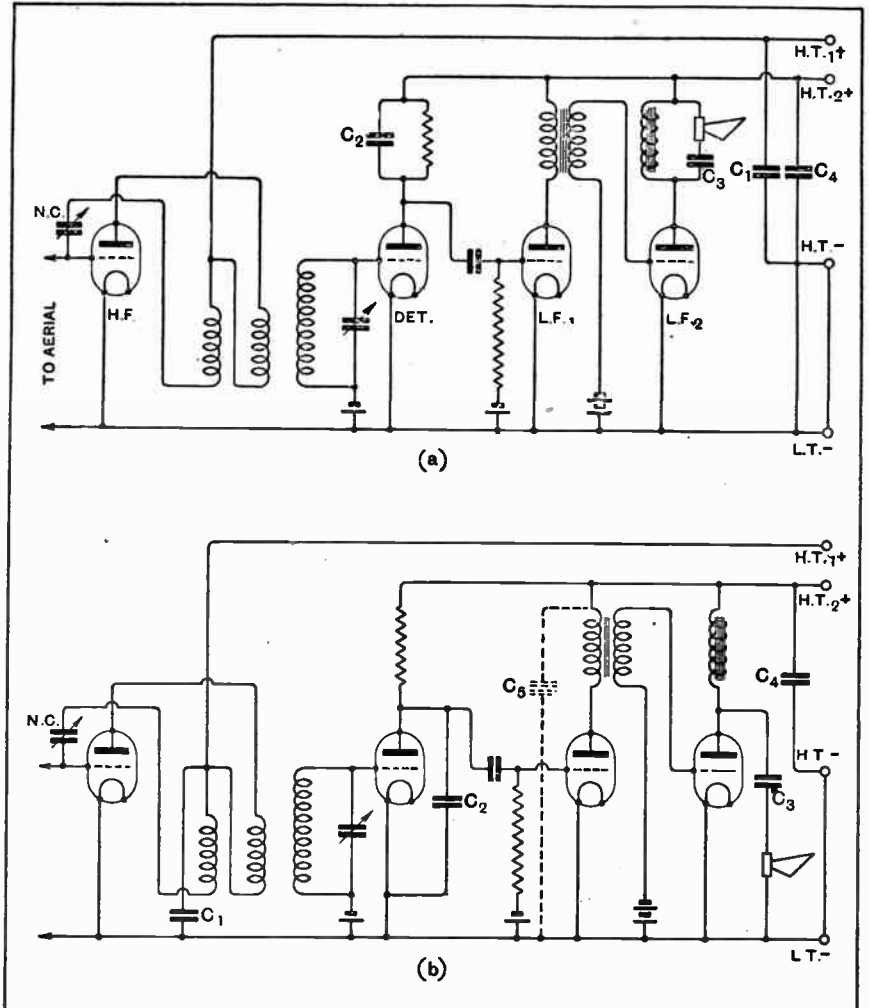


Fig. 2.—Alternative arrangements of anode by-pass condensers; that in the second diagram (b) tends to restrict the circulation of H.F. and L.F. currents, and this improves stability.

modern sets.  $C_1$ , it will be noted, is joined directly between the low potential end of the H.F. transformer primary and earth.  $C_2$ , instead of being connected in parallel with the anode resistance, is between anode and negative filament, while the choke-filter output circuit is rearranged so that the majority of the L.F. current is de-

effect of the rearrangement is almost certain to make a very real improvement in stability.

For the sake of completeness, and because its effect is analogous, the connections of the choke-filter circuit have been dealt with. It will be realised, however, that the condenser  $C_5$  is not a by-pass condenser.

# Get better performance for a LONGER PERIOD



**B. 210H**  
*R.C. ant. ...F.*  
 Fil. Volts... 2  
 Fil. Amps... 0.10  
 Max H.T. V. 150  
**10s. 6d.**

**B. 210L**  
*General Purpose*  
 Fil. Volts... 2  
 Fil. Amps... 0.10  
 Max H.T. V. 120  
**10s. 6d.**

**B. 215P**  
*Power Amplifying*  
 Fil. Volts... 2  
 Fil. Amps... 0.15  
 Max H.T. V. 120  
**12s. 6d.**

*The above prices are applicable in Gr. Britain and Ire a.d. only.*

**T**HAT'S the big thing about the new B.T.H. Nickel Filament Valves. They give *better* results in any case than other valves, but, what is equally important, they give those results for a longer period.

The wonderful filament of specially treated nickel possesses certain properties (essential to the perfect functioning of a valve) possessed by no other metal. That is why, when these valves are used, broadcast programmes become uncannily real, and are endowed with an atmosphere which has hitherto been lacking. This re-creation of the transmissions is yours simply by changing over to these modern valves. It is surely good to get these results. It is still better to know that you can keep them. You can, too—for a considerably longer period than any other valve.

No doubt exists as to the superiority of B.T.H. Nickel Filament Valves, but we ask you to satisfy yourself by trying them in your set. Your ear will do the rest.




*Made at Rugby in the Mazda Lamp Works.*

*The British Thomson-Houston Co., Ltd.*

2872

THE  
**FERRANTI**  
**TRICKLE CHARGER**  
(INCORPORATING THE WESTINGHOUSE METAL RECTIFIER)

FOR CHARGING L.T. ACCUMULATORS AT HOME  
FROM ALTERNATING CURRENT MAINS.



**PRICE 55/-**

- 1) Will charge your accumulator at home at negligible cost.
- 2) Eliminates the possibility of discharged and sulphated accumulators.
- 3) Eliminates the inconvenience of taking accumulators to be charged.
- 4) Is silent and safe in operation.
- 5) Costs nothing for upkeep.
- 6) Can be used at anytime the set is not in operation.
- 7) Cannot charge accumulator above the specified rate.

**FERRANTI LTD.**

**HOLLINWOOD.**

**LANCASHIRE.**

# EXPONENTIAL LOUD-SPEAKER HORNS.

## Constructional Details for Building Exponential Horns of Various Types.

(Continued from page 666 of the previous issue.)

By A. DINSDALE.

THE design and construction of an exponential horn is not by any means so difficult a matter as it appears at first glance. It is, in fact, no more difficult than the construction of any other type of horn, and may be undertaken by anyone possessing an elementary knowledge of wood-working. We will therefore proceed to give some practical details, and for this purpose we have elected to design an exponential horn with a cut-off frequency of 128. This figure may be considered somewhat high, but it does not mean that lower notes will be inaudible; they will be reproduced, but not proportionally to the diaphragm movement as in the case of frequencies above 128 cycles.

The first point to be settled is the rate of expansion. Referring to the curve in Fig. 1 of the previous instalment, this is found to be six inches, so the cross-sectional area of our horn must double itself every six inches of its length.


The size of the mouth of the horn can be ascertained from Fig. 2, or we can work it out. Dividing 1,120, the velocity of sound in air, by 128, gives us 8.75 feet, which is the wavelength corresponding to the cut-off frequency. Dividing this figure by four, we get 2.2 feet, approximately. This, then, must be the diameter of the mouth of a round horn.

### Square Section Horn.

Since a square horn is easier to construct than a round one, we will work out all measurements in terms of a square horn. The square having an area equal to a circle 2.2 feet in diameter measures approximately 2 feet along its sides. The area of the mouth is then 4 square feet, and by halving this figure we get the cross-sectional area at a point six inches from the mouth of the horn. By

halving that figure again, we get the area one foot from the mouth. In this way the figures in column 1 of the table were arrived at. Column 2 gives the square root of these areas, *i.e.*, the dimensions of the sides of the horn at every expansion point.

This table has been terminated so as to make the throat



Front view of folded exponential horn. The mouth is 4 feet square.

### DATA FOR AN EXPONENTIAL HORN HAVING A CUT-OFF FREQUENCY OF 128 CYCLES.

$$\text{Wavelength} = \frac{1120}{128} = 8.75\text{ft.}$$

$$\text{Diameter of mouth (round horn)} = \frac{8.75}{4} = 2.2 \text{ (approx.)}$$

$$\text{Mouth of Square Horn, 2ft. square. Length of horn, 5ft.}$$

Areas of Cross-sections.	STRAIGHT HORN. Side of Cross-section.	FOLDED HORN. Measurements of Cross-sections at Expansion Points.
4 sq. ft.	2ft.	2 (1ft. × 2ft.).
2 sq. ft.	1ft. 5in.	2 (6in. × 2ft.).
1 sq. ft.	1ft.	2 (3in. × 2ft.).
(144 sq. in.)		
72 sq. in.	8½in.	2 (1½in. × 2ft.).
36 sq. in.	6in.	2 (1ft. × 1½in.).
18 sq. in.	4½in.	2 (6in. × 1½in.).
9 sq. in.	3in.	2 (3in. × 1½in.).
4½ sq. in.	2½in.	2 (1½in. × 1½in.).
2½ sq. in.	1½in.	1½ × 1½in.
1½ sq. in.	1 ⅛in.	1 ⅛ × 1 ⅛in.
⅞ sq. in.	¾in.	¾ × ¾in.

of the horn three-quarters of an inch square, partly on account of convenience in calculation, and partly because this is a convenient size for most loud-speaker units. There are ten intervals between expansion points, so it follows that the length of the horn is five feet. The complete horn, of square section, is shown in Fig. 3, drawn to scale in accordance with the measurements given in column 2 of the table.

A moment's consideration of this drawing will make it abundantly clear wherein lie the shortcomings of the old type of horn speaker, which was, on an average, no more than about two feet long and about a foot or so in diameter across the mouth. Considered in the light of the principles of horn design herein described, it is a wonder that it performed as well as it did.



### Exponential Loud-Speaker Horns.— An Experimental Five-foot Horn.

A horn five feet long by two feet across the mouth is, of course, decidedly too unwieldy for general use in the home, but it forms a very useful starting point for experimenters who may wish to investigate the possibilities of exponential horns. The design shown in Fig. 3 can be made up without any great difficulty, using either cardboard or plywood, according to the degree of permanence desired.

If cardboard is selected, the sides will probably have to be cut out in sections, unless large sheets of cardboard are obtainable. The sections will then require to be glued and/or riveted together with strong paper fasteners, taking care to lay the larger diameter section over the *outside* of the smaller diameter section, in order to minimise the internal air resistance of the sides. An inch to an inch and a half should be allowed for overlap at such joints.

The overall length of all four sides will have to be

the edges. The best way to go about the assembly is to prepare, first of all, a wooden jig, just under two feet square. To the four sides of this the wide ends of the four cut-out sections of plywood should then be loosely screwed. Then a block of wood about three or four inches long by three-quarters of an inch square should be placed at the throat of the horn, and the narrow ends of the four sides closed in round it and tightly bound there temporarily.

The four sides have now to be drawn together till they meet evenly all along the length of the horn. This can be achieved temporarily by binding round and round with cord, starting at the throat and working towards the mouth. Or a series of square wooden collars of different sizes may be slipped over the throat and forced along the horn till they draw the edges together. These collars may be a purely temporary measure, or some or all of them may be left *in situ*; for some sort of bracing will be necessary to strengthen the structure and preserve its square section.

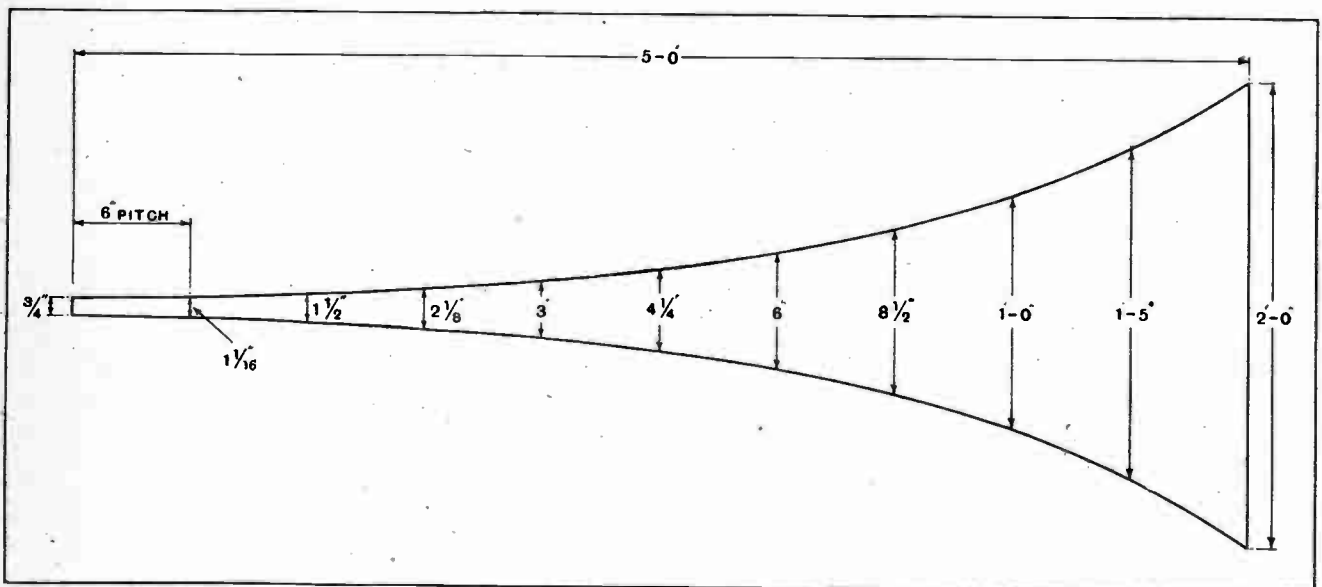


Fig. 3.—Square section exponential horn having a cut-off frequency of 128 cycles.

5 feet 3 inches, to allow for the curvature of the contour. Various methods of joining the edges of the sides together will suggest themselves to the resourceful constructor. For example, they may be fastened together by means of small sheet metal angle pieces riveted on to the outside at frequent intervals along the length of the horn; or, in the case of a very temporary job, they may be held together with wide strips of adhesive plaster.

The structure will require to be braced square at intervals with a square form, or collar, made up of light wooden laths, and attached to the outside of the horn. About three such bracings will be necessary. If the cardboard used is very thick, the sides of the mouth may not need support; otherwise thin wooden laths should be glued to the outside edges of the mouth.

If plywood is used, the construction will be more difficult. When cutting out the sides, two of them must be made wider than the other two to allow for overlap at

To complete the job permanently, the edges can now be tacked, or, preferably, held together with metal angle strips riveted through the plywood. Towards the narrow end of the horn a single binding of stout wire at each expansion joint will, in addition to tacking together at the edges, make a firm job of it. When finished, the jig can be unscrewed from the mouth and removed, and the wooden block withdrawn from the throat.

It is admitted that the use of tacks along the edge of plywood is not the most brilliant of ideas, but, with suitable bracing to provide the necessary strength, it is a useful way of correcting uneven tendencies where the edges meet, and good enough for an experimental model.

To make connection between the throat and the loud-speaker unit, it will be necessary to make use of a short length of metal tubing, one end being inserted into the rubber union of the unit and the other into the throat of the horn. If this is done, care must be taken to suitably

**Exponential Loud-Speaker Horns.—**

pack the junction between the metal tube and the wooden throat, to make it airtight. Unless this is done, serious loss of air pressure will result at the most vital point of the system, and mechanical vibration may also become apparent.

After having constructed an experimental horn out of coarse cardboard, in a rough-and-ready fashion, the writer proceeded to test it out in comparison with an ordi-

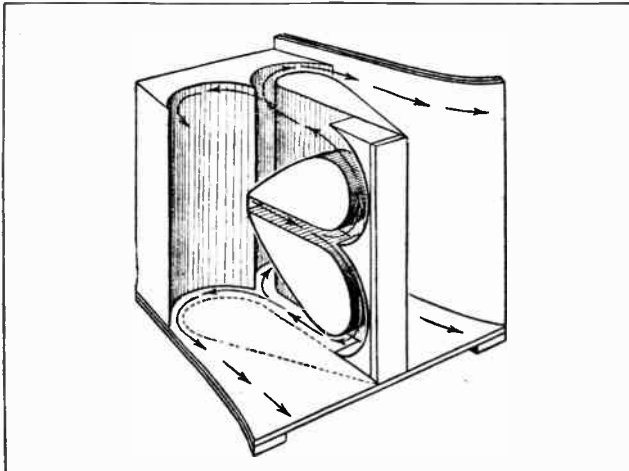


Fig. 4. Exponential horn folded into small compass, after the manner developed by the American Telephone and Telegraph Company.

nary horn, using the same amplifier and the same speaker unit. In spite of the very temporary nature of the construction, the results were a revelation! Low notes which could scarcely be heard on the ordinary horn, or which were totally inaudible, came out of the exponential horn at full volume, and with great depth and clarity.

As nearly as could be judged, after a long period of careful observation, the reproduction appeared to be absolutely uniform over the entire range of frequencies. The increase in volume was very surprising, too, the exponential horn giving between two and three times the volume of the ordinary horn.

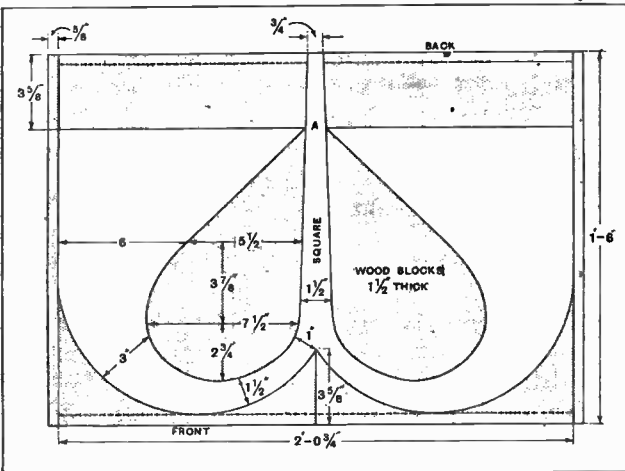


Fig. 5.—Section of central part of folded exponential horn. The entire section is 1 1/2 inches thick, and fits into the central section of Fig. 6 (cf. Fig. 4). The dimensions of this horn are essentially the same as those of the horn shown in Fig. 3.

**The Folded Exponential Horn.**

As has already been mentioned near the beginning of this article, the credit of having compressed the exponential horn into a reasonable space belongs to the American Telephone and Telegraph Co. The manner in which this was accomplished is shown in Fig. 4. Starting at the input, in the middle of the back, the sound waves travel towards the front, then divide and follow two similarly expanding channels till they reach the back again. Here the previously divided air waves simultaneously meet and again divide, travelling back again to the front and out of the mouth.

This ingenious triple folding does not impair the performance of the horn in the least, provided that the channels are properly designed in accordance with the definition of an exponential horn, *i.e.*, so that the total cross-sectional area of parallel channels doubles at equal intervals along its length. Splitting that area equally over two parallel channels has no detrimental effect.

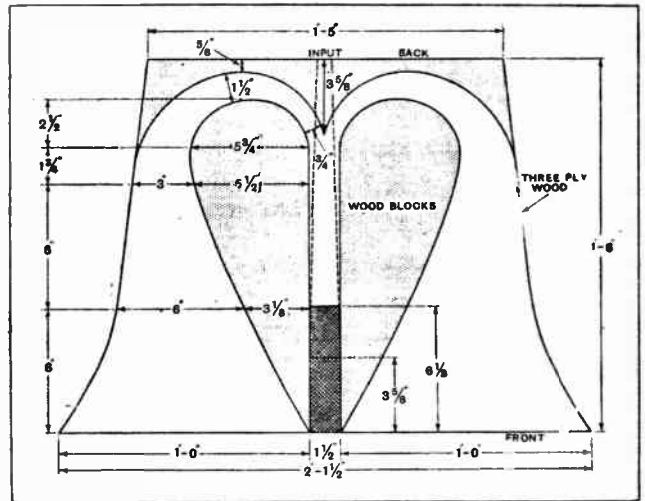


Fig. 6.—Plan showing layout of baseboard and central section of folded exponential horn (cf. Figs. 4 and 5). The dimensions of this horn are essentially the same as those of the horn shown in Fig. 3.

After having heard the results obtainable on a rough experimental model, such as that shown in Fig. 3, many readers will undoubtedly wish to make up a permanent model in the more convenient folded form. Complete designs have therefore been worked out, and the internal measurements of the sound channels are given in column 3 of the table. Complete drawings are given in Figs. 5 and 6.

It should be stated at the outset that not only will the finished product be bulky in size, as is apparent from the dimensions given; it will also be heavy, for it is a job calling for the use of some heavy timber. Light flimsy construction is not permissible, on account of the risk of resonance effects, or interference between sound waves in adjacent channels, which would undoubtedly take place through thin dividing walls.

The heaviest pieces of timber required are those for the heart-shaped blocks. Obviously these blocks cannot be replaced by hollow chambers enclosed by bent wood sides, because the enclosed spaces would resonate at their own

**Exponential Loud-Speaker Horns.—**

frequency. Single blocks of timber of the size indicated not being readily obtainable, they will, in most cases, have to be built up from whatever wood is available, the laminations being carefully glued and screwed together.

The principal requirement is that the inner walls of the sound channels be as smooth and correctly shaped as possible. To this end the use of hardwood is preferable, so that, after using a grain filler, the inner walls can be french polished, thus making the air resistance of the surfaces as low as possible.

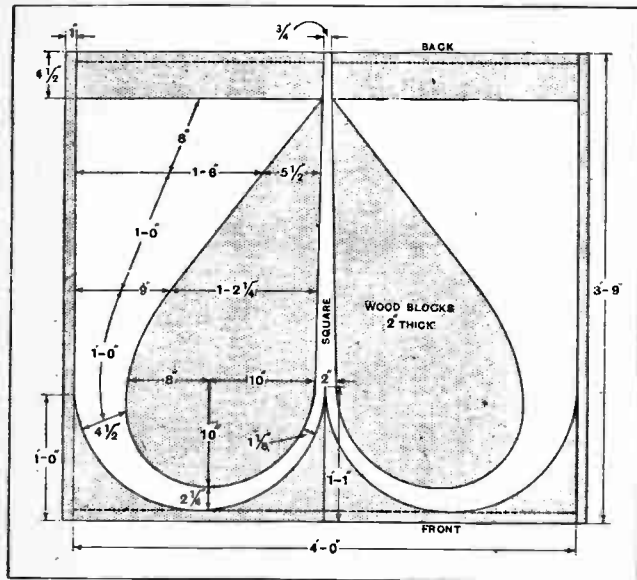


Fig. 7.—Section of central portion of a 12 foot exponential horn having a cut-off frequency of 64 cycles. The thickness is  $2\frac{1}{4}$  inches.

**Method of Assembly.**

Work should be commenced by laying out the baseboard and top board (Fig. 6), which should be constructed of suitable planking closely fitted together and screwed to external battens. All the necessary blocks should then be prepared, and on the inside of *one* of the wedge-shaped blocks shown in Fig. 6 the full-size outlines of the wedge-shaped blocks shown in Fig. 5 should be marked in their correct positions; for the only method of supporting them is to screw them to one of the larger blocks.

That done, the back blocks and the marked block may now be screwed to the baseboard (from the underside) in their correct positions. The positions of the smaller blocks on the inner side of the large marked block should now be checked, and, if correct, they may be screwed in place. A connecting channel, consisting of a short length of metal tubing, preferably square, must now be carefully fitted to bridge the gap at the point A in Fig. 5, where the input channel jumps from the back blocks of Fig. 6 to the centre channel of Fig. 5. The internal dimensions of this connecting channel must be the same as those of the sound channel at this point, as nearly as possible, and the fitting must be done so that the sides of the channel are smooth and uninterrupted.

Next, the front blocks of Fig. 5 should be put in place and screwed to their supporting block and to the

baseboard (from the underside). Then the remaining wedge-shaped block of Fig. 6 should be screwed in place, closing up the centre section shown in Fig. 5. The top may now be screwed in place, taking care that the blocks have not been warped aside from their correct positions, as previously marked on the underside of the top.

We are now ready to screw the plywood sides in place, and this will present no difficulty. Start by screwing the back edge to the back blocks (Fig. 6) and gradually work forward.

Throughout the entire assembly, and before making screw holes, the greatest care should be taken to see that all the parts fit accurately, so that the shape of the sound channels shall not be distorted in any way, and so that no open cracks are left between blocks, etc. Once the correct positions for all screw holes have been found, and the various parts fitted together, the structure may be taken apart again for sandpapering and polishing, after which it can be reassembled, every part in its exact place, without difficulty. During the final assembly, all parts should be glued together (if possible, under pressure) as well as screwed, so as to completely fill in any minute interstices between parts.

The manner of the external finish of the horn is a matter of personal taste. The outside may be stained and polished, the mouth covered with wire gauze stretched over a very light grill work, or the whole speaker may be made into a handsome piece of furniture by mounting it in a console cabinet. This latter may either be adapted for the purpose, or specially constructed, according to the taste and ability of the constructor.

For the benefit of more ambitious readers, the designs have been worked out for a folded exponential horn cutting off at 64 cycles. This horn has a mouth four feet square, and an effective length (sound channel) of twelve feet. The dimensioned drawings are given in Figs. 7 and 8.

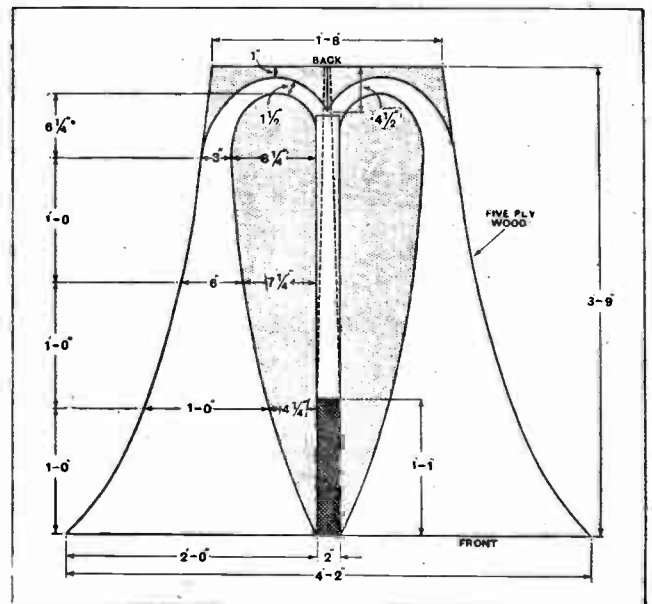


Fig. 8.—Plan of layout of baseboard and central section of 12 foot exponential horn having cut-off frequency of 64 cycles. The mouth is 4 feet square.

**Exponential Loud-Speaker Horns.—****Economy in Power.**

One of the reasons why the cone type of loud-speaker has become so popular is that, used in conjunction with a suitable unit, such as the coil-driven type, it is capable of giving really excellent reproduction over an extremely wide range of frequencies; and some forms are capable, also, of giving great volume without chattering.

To get the same results from a horn requires, as we have seen, a long horn. Besides the inconvenience attached to the size of such an instrument, its construction has heretofore been both difficult and expensive. In favour of the new folded exponential horn it can be said that its construction is not only relatively simple, but also inexpensive; and, although it takes up more room than an ordinary loud-speaker, its size is not unreasonable.

Near the beginning of this article it was mentioned, in passing, that quite small driving mechanisms, requiring quite small power, will produce ample volume when coupled to this new type of horn. We will now go more closely into this matter, using as an example a horn having an area at the mouth of 2,304 square inches (corresponding to four feet square), a throat area of half a square inch, and a rate of expansion such as to put the cut-off frequency at 64 cycles.

**Air Velocity.**

If, under these conditions, a diaphragm pumps air in and out of the throat of this horn at the rate of 50 cubic inches per second, approximately one watt of sound will be radiated at frequencies above the cut-off frequency of the horn.

Consider now the mouth of the horn. The rate of flow of air in cubic feet per second does not remain the same throughout the length of the horn, but increases for the larger sections in proportion to the square root of the area. At the mouth of the horn the area is 4,608 times as great as it is at the throat, so that the flow of air, instead of being 50 cubic inches per second, will be  $50 \sqrt{4,608}$ , which is 3,400 cubic inches per second.

What is gained here in volume of air flow, however, is lost in pressure, so that the power remains the same. The increase in air volume, therefore, instead of being called amplification, might better be described as *multiplication*.

However, the important point is that a small diaphragm, say, two or three inches in diameter, displacing only 50 cubic inches of air per second at the throat of the horn, is capable of moving, in this example, 3,400 cubic inches of air per second at the mouth of the horn; and a diaphragm of this size requires but a small amount of power to energise it.


The same amount of air could be displaced, of course, by a large diaphragm moving in free air so as to displace 3,400 cubic inches of air per second, but it would have to be of a size equivalent to the mouth of the horn. The mechanical difficulties of arranging such a large diaphragm are obvious, and it would require a large amount of power to drive it. Much of this power would be required to overcome the inertia of the diaphragm, which would result in inefficiency.

For a given volume, therefore, the type of horn speaker under discussion requires very much less power from

amplifiers than any form of open diaphragm speaker. Thus, by using such a horn, those in possession of moderate or low-power amplifiers and small speaker units can obtain more volume, free from horn or diaphragm distortion, than is possible in any other way.

**A Convincing Demonstration.**


If, however, a very large volume is required for the purpose of filling a very large hall, or for open-air work, the exponential type of horn speaker is the most efficient converter of electrical energy into sound waves. The possibilities of the folded exponential horn were demonstrated recently at Pittsburgh, from the research laboratories of the Westinghouse Electric Co. A horn having a mouth four feet square and a cut off frequency of 64 cycles was used, and on a hill three-quarters of a mile away there assembled a group of music critics, engineers and journalists.



Coil-driven loud-speaker movement used in conjunction with exponential horn during the Pittsburgh demonstration.

Gramophone records covering a wide musical range were played in the laboratory and reproduced by the giant speaker, which gave forth a volume sufficient to bridge the three-quarter-mile gap with ease, without blurring or any signs of overloading. The piccolos and bass horns of Sousa's Band and the treble and contra-bass notes of a pipe organ came across to the listeners with equal volume and clarity. A large reproducing unit (of the moving coil type), fed by a high power amplifier, was, of course, used for this demonstration.

In conclusion, it is perhaps unnecessary to remind readers that the performance of a horn can be no more perfect than the performance of the amplifier and reproducing unit connected to it. Probably the best possible unit for use with an exponential horn is the moving coil type, especially for high power work; but the balanced armature type performs very well, and almost any kind of a unit will show a decided improvement in its performance when connected to a properly designed horn.



## Events of the Week in Brief Review.

### LAST DAYS OF LEEDS SHOW.

There are still a few more days in which to visit the Leeds Wireless Exhibition, now being held at the Fenton Street Drill Hall under the auspices of *The Yorkshire Evening Post*. The closing date is Saturday next, November 26th.

○○○○

### RADIO WEEK IN BRISTOL.

This is Bristol's Radio Week. Special programmes of interest to Bristol listeners are being broadcast from the Cardiff station, while the local wireless trade is making a great effort towards introducing the "listening habit" into every home.

○○○○

### UNIT SYSTEM OF RECEIVER DESIGN.

A lecture and demonstration dealing with the unit system of receiver design will be given by Mr. H. F. Smith, of *The Wireless World*, at this evening's meeting of the Muswell Hill and District Radio Society.

○○○○

### ORPEN PORTRAIT OF DR. FLEMING.

A portrait of Professor J. A. Fleming, D.Sc., painted by Sir William Orpen, R.A., will be presented to University College, London, on Wednesday next, November 30th, by the Committee of the Fleming Portrait Fund.

○○○○

### BIRDS AND BROADCASTING.

A Brussels scientist considers that migratory birds are guided by the same electro-magnetic waves as are employed for broadcasting. This suggests a reason why the start of the B.B.C. winter programmes coincides with the flight of the birds from this country.

○○○○

### POLITICS AT THE MICROPHONE.

American politicians are taking full advantage of the "freedom of the ether" in that country. Our Washington correspondent states that the Republican progressive bloc have concluded arrangements for the use of station KTNT, Muscatine, Iowa, for the dissemination of political speeches during the coming winter. A special plea is being made to the Federal Radio Commission to permit a return to the station's original power of 10 kilowatts.

The other leading political parties are also reported to be negotiating for broadcast facilities.

### FOR FRIENDS IN THE PHILIPPINES.

A new day and week-end letter telegram service "via Marconi" was opened last week to the Sandwich Islands and Philippine Islands.

○○○○

### PHONING TO SHIPS.

The introduction of a wireless telephony service between ships and the mainland is reported to be under consideration by the German postal authorities: Although the idea is still in the experimental stage, certain tests which have already been carried out go to show that a practical service is quite possible in the near future.

○○○○

### WASHINGTON CONFERENCE AND AMATEUR WAVELENGTHS.

*The Wireless World* understands that there is no foundation for the rumour that the International Radio Conference at Washington has decided to deprive amateurs of the 20- and 40-metre wavebands. There is a possibility, however, that the available hands may be somewhat narrowed, according to the latest information in the hands of the American Radio Relay League.

### BELGIAN WIRELESS SHOW.

A wireless salon is to be held at the Parc du Cinquantenaire, Brussels, concurrently with the 21st Automobile and Cycle Show, from December 3rd to 14th.

○○○○

### SILENT STATION REOPENED.

After a silence lasting twelve months the wireless station at Cocos Islands has just been reopened for private correspondence and distress calls.

○○○○


### GOOD BUSINESS IN U.S.A.

According to the manager of the Radio World's Fair, held recently in New York, more than 25 large radio manufacturers have sold their entire output for the coming season.

○○○○

### BRIGHTENING THE WORKHOUSE.

In spite of some opposition, the workhouses one by one throughout the country are being equipped with broadcast receivers. The latest is at Chesterfield, where the Guardians have decided to install apparatus in the infirmary and workhouse at an estimated cost of £290.



THE GERMAN AMATEUR DISPLAYS HIS HANDIWORK. A photograph taken at the Dresden Wireless Exhibition, which was held at the end of last month and constituted the biggest amateur wireless show yet held in Germany. All the above sets are of amateur construction.



**THE NEW WIRELESS LEAGUE.**

An important amalgamation, just announced, is that of the Wireless League and the Wireless Association of Great Britain. This joining of forces is as natural as it is welcome, for the two organisations have in the past been actuated by the same purpose, viz., the encouragement of popular interest in wireless transmission and reception, besides the representation of the needs of the listening public.

The new organisation will be known as the Wireless League, incorporating the Wireless Association of Great Britain; members of both amalgamating bodies will continue in the full enjoyment of previous privileges. The address of the League is now 7, Southampton Street, Holborn, London, W.C.1.

**2NM HEARD IN INDIA.**

Mr. Gerald Marcuse, owner of the amateur short-wave broadcasting station 2NM, Caterham, has received the following interesting cablegram from Bombay apropos his transmission of the Armistice Festival concert from the Albert Hall on November 11th:—

“ . . . TRANSMISSION RECEIVED NOT STRONG FADING BAD NEVERTHELESS VERY ENJOYABLE STOP NOBODY BOMBAY SUCCEEDED GETTING CHELMSFORD.”

Mr. Marcuse relayed the concert on a wavelength of 32.5 metres.

**THANKS FROM CEYLON.**

The Radio Society of Great Britain has received a letter of hearty congratulation from the secretary of the Ceylon Amateur Radio Society for its efforts towards the establishment of Empire broadcasting as shown by the transmissions of Mr. Gerald Marcuse.

“We wish you to know,” says the writer, “that in these efforts you have the wholehearted support of all amateurs in Ceylon, who are looking forward eagerly to the day when the B.B.C. will have a 24-hour service of short-wave broadcasting to the Empire.”

Ceylon amateurs report the regular reception of PCJJ (Eindhoven) at good telephone strength on a two-valve receiver.

**IN THE ARGENTINE.**


Several readers in Buenos Aires have drawn our attention to a paragraph entitled “In the Argentine,” appearing in our issue of September 21st, in which it was stated that there were approximately 159,000 holders of receiving licences in that country. We now learn that our correspondent was in error in referring to receiving licences, as these are not at present necessary. The estimated number of listeners was based on figures collected by the trade.

**RELAYING SYDNEY IN AMERICA.**

The reception and retransmission of signals from 2FC, Sydney, is becoming a favourite pursuit in America, where Australia is received at greater strength than over here. On two recent mornings WGY, the General Electric Station of Schenectady, N.Y., picked up 2FC's evening programme, which provided suit-

able “breakfast music” for the audience of WGY. Sydney is approximately 9,970 miles from New York.

In May of this year it was WGY which provided early morning programmes for Australian listeners. The transmissions were sent out from WGY's satellite stations 2XAF and 2XAD, working on short waves. Five Australian stations picked up and rebroadcast these transmissions with great success.



NU 3 PF, a well known American Amateur Station owned by Mr. W. P. Brown, 128, Sycamore Road, Minoa, Delaware, Pa. The bottom shelf of the transmitter contains the power transformer and chokes, and the middle shelf the rectifier. The long wooden lever operates the main power switch. The input is 100 watts and the wavelength 38.25 metres.

**TRANSMITTERS' NOTES AND QUERIES.**

**General Notes.**

Mr. S. Howard (BRS 73), 7, Churchfield Road, Acton, W.3, is willing to listen for transmissions on the 45-metre waveband at any time or day.

**Reception of Australian 2FC.**

Among the numerous-readers who have reported the successful reception of Sydney, 2FC; is one who states that he picked up this station on Sunday, October 30th, on the “Empire” Short-Wave Receiver described in our issue of June 29th, without an aerial or earth, the strength varying between R2 and R4. If this is indeed the case it seems a fine accomplishment, but we would suggest the possibility that the signals heard may have been a harmonic of 2LO, which was then relaying this transmission.

**Short-wave Reception.**

With reference to the note on page 648 of our issue of November 9th, several other readers have remarked on the difficulty they experienced in picking up distant signals on the 20-35-metre waveband during the early part of October. It may be of interest to compare observations from listeners at Porlock, Somerset, Letchworth, Herts, and London.

OCTOBER 7TH.

Porlock: 2XAD “Loud - speaker strength on 2 valves at 2000. Hardly audible on phones at 2300 G.M.T.”

Letchworth: 2XAD “Hardly readable 2300-2400 G.M.T.”

London: 2XAD “Very weak, carrier only, 2300 G.M.T.”

OCTOBER 8TH.

Letchworth: 2XAF “Hardly readable.”

London: 2XAF “Even I.C.W. schedule not read in full.”

OCTOBER 11TH.

Letchworth: 2XAD “Bad again.”

2XAF “Much improved.”

OCTOBER 14TH-15TH.

London: 2XAD “R3 on phones 2315. R4-5 0015 G.M.T.”

OCTOBER 15TH.

London: 2XAF “Loud-speaker strength 2400 G.M.T.”

OCTOBER 18TH.

London: 2XAF “Speech mostly readable on loud-speaker 2310 G.M.T.”

OCTOBER 22ND.

Porlock: 2XAD “Good on loud-speaker.”

OCTOBER 23RD-27TH.

London and Porlock: “Nothing doing.”

OCTOBER 28TH.

Porlock: 2XAD “R4 on phones.”

Our correspondent, who had kindly collected these reports from friends, states that on November 6th-8th conditions were excellent, and, on the 8th especially, clear speech from 2XAF filled the room.

**A Correction.**

We regret an error in the address of Mr. J. W. J. Tyrrell (2BLX) as printed on page 648 of our issue of November 9th. The correct number is 14, Boundary Road, Ramsgate, and not 15, Boundary Road.

**New Call-Signs and Stations Identified.**

- 6AU G. A. Blyde, Nether House, Ranmoor, Sheffield. (Change of address).
- 60Q A. H. Broomfield, 54, Harbut Rd., Battersea, S.W.11. Transmits on 23 and 45 metres and welcomes reports from 200 miles or over.
- 6FP M. W. Pilpel, 54, Purlev Ave., N.W.2. (Change of address.)
- 6QJ (ex-2A WK) H. J. Humphries, Garrick House, 7, Elmwood Rd., Herne Hill, S.E.24. Transmits on 45, 90, and 150-200 metres.
- 6UC A. C. Chatwin, 1, York Rd., Edgbaston, Birmingham. (Change of address.)
- 6UN A. E. Watts, 58, Woodside Ave., Highgate, N.6. Transmits on 45 metres.
- 6YF C. P. Allinson, 38, Barrow Hill Rd., St. John's Wood, N.W.8. Transmits on 45 metres and welcomes reports.
- 2AZI B. W. S. Challans, 1, Baltic House, Balham Hill, S.W.12.
- 2BUW W. C. Roe, “Minydon,” Ridgway Rd., Farnham, Surrey.
- 2BXC Battersea Grammar School Wireless Society, St. John's Hill, Clapham Junction, S.W.11. (Hon. Sec., B. W. S. Challans, 2AZI.)
- FK 5CR S. A. Pegonime, P.O. Box 23, Nairobi, Kenya Colony. Transmits on 20-30 metres.

# RECENT INVENTIONS

The following abstracts are prepared, with the permission of the Controller of H.M. Stationery Office, from Specifications obtainable at the Patent Office, 26, Southampton Buildings, London, W.C.2, price 1s. each.

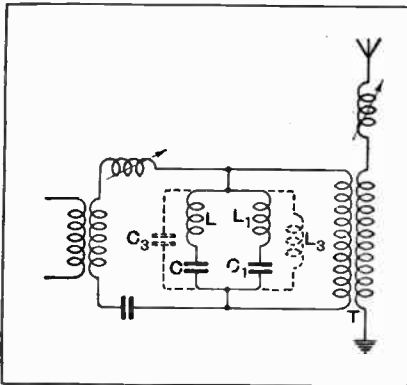
### Eliminating Side-frequencies.

(No. 263,825.)

Convention date (Germany): December 24th, 1925.

When the high-frequency supply to a transmitting station is derived from static frequency-transformers, disturbances are usually present in the form of side-band frequencies, similar to those found in the output from a thermionic or other modulator. In other words, the disturbing frequencies lie symmetrically above and below the fundamental signalling frequency.

In order to remove these undesirable disturbances, two acceptor circuits L C and L, C<sub>1</sub> are shunted across the input coupling as shown, and are tuned to the upper and lower side-bands respectively, so as to by-pass them from the transmitting aerial. The circuit tuned to

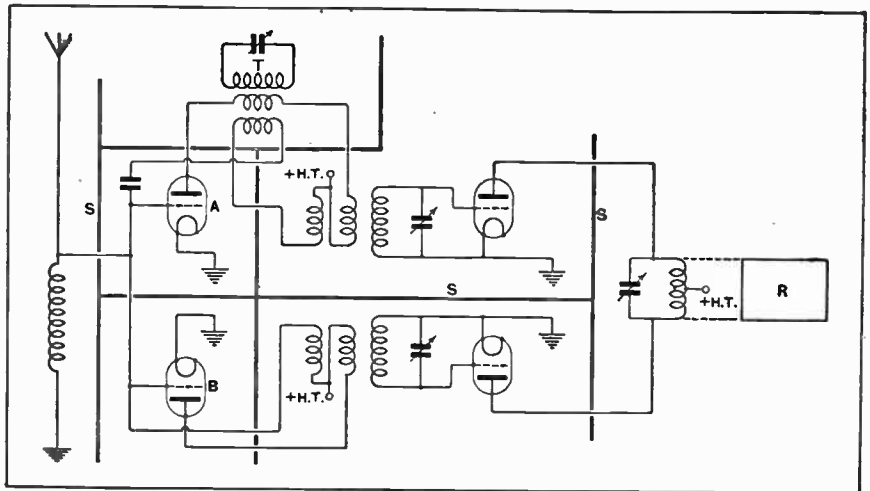


Eliminating generator noises from carrier wave. (No. 263,825.)

the higher frequency will act as a capacitive impedance to the fundamental frequency, whilst that tuned to the lower frequency will have an inductive impedance. These values are indicated by the dotted line circuit L<sub>2</sub>, C<sub>2</sub>, and their combined effect is to form a blocking or rejector circuit for the fundamental fre-

quency, which is thus forced to pass through the coupling coil T to the aerial. Patent issued to the Lorenz Co.

providing two separate channels or circuits between the aerial and the receiver, and arranging that one circuit transfers only



Receiving system for suppressing interference. (No. 276,195.)

### Filter Circuits.

(No. 271,031.)

Convention date (U.S.A.): May 17th, 1926.

A smoothing unit particularly suitable for use with a high-resistance rectifier comprises a number of series resistances R and shunt capacities C, the whole being shunted by a terminal resistance R<sub>1</sub>. Such a system will have no inherent period of oscillation, whilst the shunt resistance R<sub>1</sub> acts as a constant load on the mains and serves to facilitate voltage regulation.

Patent issued to Dubilier Condenser Co.

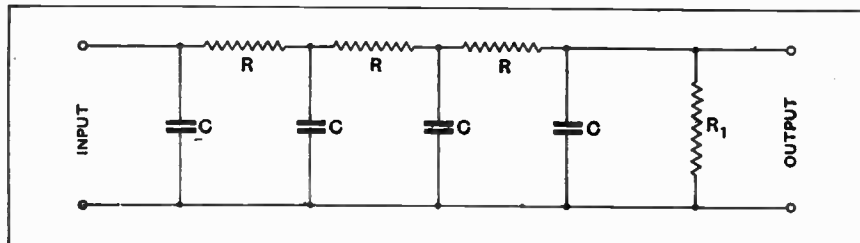
o o o o

### Eliminating Interference.

(No. 276,195.)

Application date: October 30th, 1926.

A known method of cutting-out atmospheric and other disturbances consists in




Resistance-capacity smoothing circuit. (No. 271,031.)

the undesired signals or disturbances, whilst the second circuit transfers both the desired and the undesired signals. By opposing the outputs from both circuits across a common coupling coil, the undesired signals, which are present in both circuits, can be cancelled out, leaving the desired signals free to operate the telephones.

The present invention improves on such a system by providing neutralising means for the high-frequency amplifiers, together with suitable screens or shields to prevent any interaction effects between the various circuits. As shown in the circuit diagram, there are two channels or transferring circuits, A and B, joining the aerial to a common receiving or detector circuit R. The channel B transfers both the desired and undesired signals. A wave trap T, coupled to the channel A, tuned to the frequency of the desired signals, prevents their passage in this direction.

Accordingly the undesired signals or disturbances are mutually opposed and their effect neutralised in the common input coil to the receiver R, whilst the desired signals in the circuit B, being unbalanced, will find their way through to the telephones. Metal screens S are provided as shown, to prevent interaction between the coils, whilst the H F valves are neutralised to prevent inter-electrode capacity coupling.

Patent issued to R. Custerson.



**A Power Output Valve of Excellent Characteristics with Indirectly Heated Cathode.**

OF the various new valves which the recent Show brought forth, none is more interesting than the new Cosmos A.C. valves, of which two types are made. One of these, distinguished by a green spot and known as the AC/G, we have not yet been able to examine. The other, distinguished by a red spot, and known in consequence as the AC/R, we have just tested.

In common with other valves intended to be run, through a step-down transformer, from A.C. mains, the Cosmos AC/R has a filament or "heater" which is quite independent of the emitting surface. The necessary emission is obtained from a long, fine tube which occupies the position in the valve usually filled by the filament, this tube being made, we are informed, of nickel and coated with a mixture of barium and strontium oxides. This mixture is similar to that used as a coating on the filament of most modern valves, and emits a copious stream of electrons at a comparatively low temperature. The emitting surface is thus identical with that used in valves which operate with their filaments at dull red heat, or, if heavily "gettered," without visible glow, and it is therefore safe to assume that the valve under review will give similar prolonged service.

**The Heater Element.**

The heater is in the form of a hairpin filament enclosed within the nickel tube, and insulated from it by a layer of porcelain. The consumption is one ampere at four volts, which, as indirectly heated valves go, is extremely reasonable. It is interesting to note that the thermal inertia of the combined heater and cathode is very high, so that an appreciable interval elapses between the moment of switching on the heater current and the commencement of operation. This lag is a very reassuring indication of the probable freedom from hum when the valve is supplied with A.C., for it is obviously quite impossible for the rate of emission to follow the very rapid alternations (usually 100 per second) of the supply current.

The general appearance of the valve is closely similar to that of its D.C. relations, the Cosmos SP55/R and SP55/B. The most obvious external difference is one of size only, the A.C. valve being decidedly the larger. The cap, too, is different, for it is fitted with three long pins and two short ones, the latter being connected to the



heater element. This design has been chosen so that the valve may be used, with the aid of a special adaptor, in any receiver without dismantling the existing wiring, though it is, of course, necessary to provide extra wiring for the heater current supply. A special five-pin holder is also available, in both panel and baseboard mounting types, for those who may wish to build a receiver for the A.C. valves only. In the latter case we would recommend, as a precaution, that lead-covered wire be used for all leads carrying alternating current. If, in addition, the covering of the wire is efficiently earthed, the chance of hum making its way to the loud-speaker might fairly be regarded as very remote.

**"Short-path" Construction.**

The bulb is "gettered," but not so heavily, in the sample examined, that there is any difficulty in examining the construction. This is of the well-known and highly efficient "Short-path" type, in which filament, grid and plate are very close to one another. It is probably to this construction that the extraordinarily high efficiency of the valve is due.

The table below gives the more important figures relating to the valve, taken at a number of different anode voltages, but with the heater supply maintained at four volts throughout. The values for the amplification factor and impedance that are shown in the table were in every case measured with the correct grid bias, as shown in the second column, applied to the grid. The anode current, too, is in every case the actual working value when correct grid bias is in use.

COSMOS AC/R.					
Fil. volts 4. Fil. Current 0.95 amp.			Anode Volts 100-180. Total Emission over 60mA.		
Anode Voltage.	Grid Bias (Volts).	Anode Current (mA).	Anode Impedance (Ohms).	Amplification Factor.	Mutual Conductance (mA per volt).
100	-5.5	11.0	3,800	8.6	2.26
120	-7	12.7	3,030	8.35	2.30
140	-8.5	15.0	3,570	8.25	2.31
160	-10	16.6	3,520	8.2	2.32
180	-12	18.5	3,470	8.0	2.33
200	-13	21.5	3,340	8.0	2.39
220	-14.5	23.5	3,170	8.0	2.44
240	-16	25.5	3,120	8.0	2.55

**The New Cosmos A.C. Valve.—**

The low anode impedance of this valve makes it admirably suited for the output valve of a receiver working a loud-speaker, for which purpose it is chiefly intended. It is an especially valuable valve for this purpose in that, unlike the vast majority of "super-power" valves, it is rated for an anode voltage up to 180. On this plate voltage its distortionless output is very nearly double that at 120 volts, which is the maximum permissible voltage for the usual "super-power" valve. In consequence, the temptation towards overloading the output valve, which is responsible for a large proportion of the poor quality that one so often hears, can be lessened very considerably by employing the Cosmos AC/R valve with its maximum rated voltage.

It is quite usual, in comparing the output to be expected from different valves, to take the grid bias required as an approximate measure of the volume that should be obtained. This method of comparison, however, would be extremely misleading with the valve under review, for the small grid bias suggested in the table is all that is required for this valve to give full volume.

The reason for this is to be found in the fact that the amplification factor of the Cosmos AC/R is far higher than is usual in valves of similar impedance, so that full volume may be obtained in the loud-speaker with quite a small input from the preceding valve. This means, in effect, that by simply substituting this valve for an ordi-

nary "super-power" valve, the volume of sound will be rather more than doubled.

If this valve is to be used in any position in the receiver other than the output stage, the anode voltage chosen should be nothing like the maximum for which the valve is rated, or such troubles as saturation of transformer or choke are liable to occur, owing to the heavy anode current. Moreover, this large current is merely wasteful in the earlier stages. Resistance coupling is, of course, another matter; in this case the resistance, which should have a value of some 25,000 ohms, will cause a sufficient voltage drop to ensure economical operation.

**Grid Current.**

It must be mentioned that in this valve, unlike the rest of the "Short-path" family, quite heavy grid current, up to 10 microamperes, flows if no grid bias is used. This is useful if the valve is employed as a grid detector, when the grid-leak should be connected direct to the cathode, but in all other cases it is essential that grid bias be used. If it be omitted, distortion in low-frequency amplifiers and unnecessary damping in high-frequency circuits will be caused.

We can recommend this valve to readers who are thinking of obtaining their filament current from the mains, and, in addition, it may appeal to some who require an ultra-efficient valve, and do not grudge the necessary filament current from an ordinary accumulator.

**Low-frequency Amplification.**

The subject of low-frequency amplification was interestingly dealt with by Messrs. Garside and Miller (of Messrs. Ferranti, Ltd.) in a recent lecture before the Southend and District Radio Society. The lecturers dealt with every aspect of transformer amplification, and the members present took full advantage of the opportunity to ask questions regarding improvements to their sets.

Hon. Secretary, Mr. F. J. Waller, Eastwood House, Rochford, Essex.

o o o o

**Loud-speakers and a Pick-up at Club Dance.**

A novel feature at the annual dance of the Stretford and District Radio Society on October 29th was the provision of music by three C 12 type Celestion loud-speakers working from an Igranac Patent Gramophone Pick-up. The quality and volume were all that could be desired.

Hon. Secretary, Mr. W. Hardingham, 21, Burleigh Road, Stretford.

o o o o

**Programmes All the Year Round.**

The Thornton Heath Radio Society has recently entered its sixth year of life and usefulness. Recent events in its winter activities have included an instructive lecture by Mr. H. Bevan Swift, and a gramophone pick-up demonstration by the courtesy of Messrs. S. G. Brown, Ltd. The Society's own members have also contributed lectures and demonstrations embracing such subjects as "The Employment of Screened Grid Valves for H.F. Amplification" and "Experiments in the Making of Cone Loud-speakers."

**CLUB NEWS.**

The Thornton Heath Society sets out to provide an interesting programme every week throughout the year. Prompted by the success of annual dinners in previous years, the Society is holding its first dance at the Baths Hall, High Street, Thornton Heath, on Wednesday next, November 30th. New members are being enrolled; more are welcome.

Hon. Secretary, Mr. C. H. Piper, 77, Torridge Road, Thornton Heath, Surrey.

o o o o

**Demonstrating a New Transmitter.**

A lecture describing the Tottenham Wireless Society's new transmitter (G5TT) was given by Mr. F. Dyer at the last meeting. The transmitter is a 20-watt instrument with a Hartley circuit for the oscillator. Choke control is used in the modulator system. The set is designed for use with or without a speech amplifier. Rigid but easily detachable tuning coils render the transmitter adaptable to use on all wavelengths from 23 to 200 metres. On the Redfern mahogany panel are mounted a thermo couple type aerial ammeter, a voltmeter to check the valve filament, and a feed milliampere for each valve. A wire-wound non-inductive grid leak constructed by Mr. T. Vickery was used.

In the demonstration given after the lecture, two D.E.T.1 Osram valves were used in the transmitter, and a resistance capacity speech amplifier using two stages

of Osram D.E.5b valves and an L.S.5 for the output. Speech and gramophone records were transmitted and picked up by the club's short-wave receiver, and passed through an amplifier on to a loud-speaker. After a demonstration of the Crossley Merola pick-up the same gramophone records were transmitted, using a pick-up designed and constructed by Mr. Dyer. Very good quality was given by this little home-made instrument.

On the following Sunday several test transmissions were made, and at a distance of thirty miles good loud-speaker strength was reported when using a wavelength of 200 metres. On 45 metres during the afternoon many stations in various parts of Europe were worked. Transmissions on 45 metres are being sent out daily outside broadcasting hours until November 27th.

Hon. Secretary, Mr. F. E. R. Neale, 10, Bruce Grove, Tottenham, N.17.

o o o o

**Comparing Loud-speakers.**

Some illuminating tests with various makes and types of loud-speaker were conducted at the last meeting of the Wireless Society of Ireland under the direction of Mr. G. A. Pemberton. By means of numbered switches, several different types of loud-speaker were connected in turn to a broadcast receiver, thus making comparison an easy task. Each member voted for the instrument he considered as giving, for a fixed output, the best volume, best quality range, greatest sensitivity, and best articulation of speech.

Hon. Secretary, Mr. H. Hodgins, 12, Trinity Street, Dublin.

# The Experimenters' Notebook



## Screening in Wireless Receiving Circuits.

By "EMPIRICIST."

ONE of the most notable tendencies of design in radio receivers constructed during the past year or so has been the introduction of metallic screens between various parts of the circuit. This is bound up with the development of neutralising connections, whereby it has been found possible to neutralise the capacity coupling due to the valve electrodes. Prior to this possibility, there was so great a tendency for any receiver which embodied tuned high-frequency stages to oscillate that, except in quite abnormal cases, there was nothing to be gained by screening. Once, however, the inter-electrode couplings were eliminated, it became possible to deal with the remaining causes of instability, namely, the stray electromagnetic and electrostatic couplings between other circuit elements; and inasmuch as the latter are accessible, unlike the electrodes of a valve, the straightforward method of preventing stray couplings is by enclosing the sensitive parts in screening boxes.

### Electrostatic and Electromagnetic Coupling.

In considering the screening problem, therefore, it is necessary to be clear as to what effect it is desired to counteract. For example, let us consider what is perhaps the first "worked out" case of screening, namely, that described by Rice in his original neutralising patent. Here, in stating the problem, he shows that it is impossible to balance electrostatic and electromagnetic couplings at all wavelengths, and that therefore it is necessary to consider these separately, that is to say, to counteract each of them as if the other were not present. For the purpose of counteracting the electrostatic coupling he employs the well-known centre-tapped grid circuit (see Fig. 1), and to counteract the electromagnetic coupling he specifies the use of screening boxes. This will, incidentally, act as an electrostatic shield between the coils, but in this respect it is not necessary to take any precautions, as electrostatic coupling between the coils and condensers of adjacent circuits can be taken up by an adjustment of the neutralising condenser.

For the purpose of a single stage high-frequency amplifier (as in Fig. 1) it is, of course, really quite unnecessary to resort to screening at all, since the coils can be arranged so that their mutual inductance is zero. In this way there is left only the electrostatic coupling, which will balance out at all wavelengths, in the circuit shown in the figure, if the correct adjustment of the neutralising condenser is made. This is, of course, not the same, in

general, as the adjustment for neutralising the valve capacity coupling alone, but the same means will adjust for both couplings.

Let us next consider a slightly more complicated case, namely, the "Everyman Four" circuit shown in Fig. 2. Here there is a transformer in the anode circuit of the H.F. valve instead of simply a tuned circuit as shown in Fig. 1. Referring to the figure it will be seen that the voltage on the anode, due to the potential drop across the coil  $L_3$  is counteracted by the close-coupled winding  $L_2$  and the condenser  $C_3$  connected to the grid. This neutralisation may be regarded as perfect, but we are no longer in a position to say with complete certainty that stray electrostatic couplings between  $L_1 C_1$  and  $L_2 C_2$  will be neutralised by means of a "false zero" on the neutralising condenser. The reason for this is that  $L_2$  and  $L_3$  are definitely *not* closely coupled, and in consequence the voltages across them are not in exact opposition

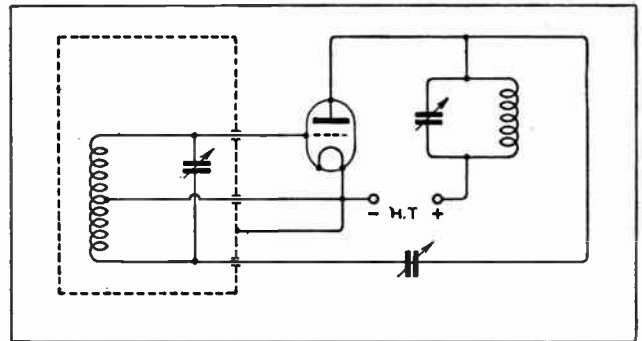


Fig. 1.—"Rice" type of neutralising circuit. Here screening is employed to protect the coils from magnetic induction.

of phase. As a result, if stray electrostatic couplings exist between  $L_2 C_2$  and  $L_1 C_1$ , there will be a residual coupling at the point of neutralisation which will become greater the shorter the wavelength, and may give rise to instability.

In considering the layout of such an amplifying stage it is necessary, as before, to arrange the coils so that there is no magnetic coupling between them, and this presents no difficulties in the case where  $L_3$  is a winding superimposed upon  $L_2$ . As far as the electrostatic couplings are concerned, a measure of screening is highly desirable so that the stray effects are reduced to a value where the



**The Experimenter's Note-book.—**

residual coupling which cannot be neutralised has so small an effect as to be negligible. The screening plate, employed in the "Everyman Four" receiver, provides just this measure of screening without the introduction of excessive losses as a result of currents induced in it.

With regard to stray electrostatic couplings in an amplifier of this type, an interesting experiment can be made by simultaneously reversing the windings of  $L_3$  and  $L_3'$  in relation to  $L_2$ . Neutralisation will then be found to take place at a different setting of the neutralising condenser, owing to the direct electrostatic coupling between  $L_1 C_1$  and  $L_2 C_2$ . Screening will lessen this difference, and complete screening would eliminate it entirely.

The couplings between remote stages of a high-frequency amplifier require still more careful consideration, and although there are possibilities of neutralising these by various circuit connections, it may fairly be said that this becomes an impracticable proposition when three or more stages are used. However, we are still concerned, in the main, only with the electrostatic couplings as orientation of the coils will enable the electromagnetic couplings to be kept within negligible limits; furthermore, the electromagnetic coupling between two coils falls off very rapidly as the distance is increased, whereas the electrostatic coupling persists to a far greater extent. In cases of this sort it is advisable to house the later stages of the set within a screening box; this has the advantage that induction into the aerial from such stages is avoided.

**External Interference.**

Screening may be regarded from another standpoint, however—namely, that of protecting a receiver from induction from an external source. This becomes a vital problem in superheterodyne receivers, where it is necessary to protect the circuits of the intermediate amplifier from long-wave induction. This necessity is, of course, adequately met by housing the whole of the receiver in a metal box, but here a "snag" is encountered which caused the writer a very considerable amount of trouble at one time during the development of a superheterodyne set. Assuming that the coils of the instrument have been carefully arranged for zero magnetic coupling and all other steps taken to stabilise the set, it is sometimes found that, on inserting the outfit into a screening box, violent oscillation sets in. With the receiver used by the writer this was definitely proved to be due to magnetic coupling between extreme stages, resulting from currents induced in the screen, as it was only when the latter was completely closed so as to form a current loop that instability occurred.

In straight circuits a complete screen for the receiver is highly desirable when a frame aerial is employed. This is for two distinct reasons: first, that the frame aerial has invariably a tendency to couple with the other circuits, which gives rise to very troublesome effects; and secondly, that the directional properties of the frame can only be used to the fullest advantage when it is certain that signals are not getting in anywhere else. In cases of this kind, and in fact in all cases where really careful screening is required, it is necessary to ensure that there is very perfect contact along the joints. Holes, for the purpose of leading-in wires or allowing condenser spindles to be operated

externally, make very little difference, but a contact which has high resistance in relation to that of the whole shield will greatly weaken the screening power of the latter.

The screening of frame aerials to eliminate "vertical effect" is an unusual arrangement, which was alluded to in a previous article. This, again, is for the purpose of protecting the frame aerial from undesired influences, but inasmuch as this type of aerial operates by virtue of the electromagnetic wave from the transmitting station, care must be taken that its sensitivity to this wave is left unimpaired. This object is achieved by enclosing the windings in a "cage," and ensuring that there are no completely closed loops in the "cage," one point only on the latter being connected to the "earthing" frame terminal. The "cage" then operates as an electrostatic, but not electromagnetic, screen.

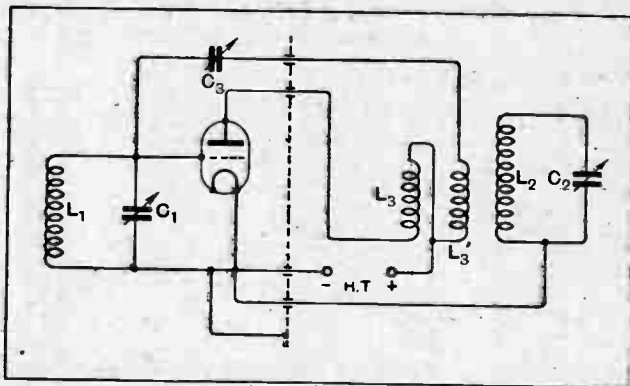


Fig. 2.—"Everyman Four" type neutralised circuit in which the coils are arranged so that there is no magnetic coupling but an auxiliary electrostatic shield is used to lessen stray electrostatic couplings.

With regard to current practice in general, shielded coils have made their appearance of recent years, and have admittedly simplified some of the problems of design by enabling the coil units to be placed in any desired position. Inasmuch as the condensers are left unscreened, however, this cannot be considered a satisfactory arrangement, as the "live" vanes would probably be responsible for more stray electrostatic field than even the coils themselves. More recently still, however, screening boxes have been advertised, of an adequate size to hold a condenser, a coil unit, and a valve, and this seems a far better arrangement for general use, provided the possibility is not precluded of "ganging" the condensers for the purpose of simultaneously tuning a number of circuits. Actually, the problem of screening appears to be of too general a character to be dealt with by any standardised arrangement, and it seems likely that every requirement will have to be dealt with on its own merits, and with screening means specially devised for it, and only it.

In conclusion, the writer would plead for economy of means as far as screening is concerned. It is very easy to resort to wholesale shielding when any trouble is experienced, but it is both costly and inefficient in most cases, and while it may take longer to get to the root of a trouble it is far more satisfactory to know precisely what is the cause, and then to employ whatever screening is necessary. The result, at any rate, will be an "engineering job," and as such a source of legitimate satisfaction to the designer.



By Our Special Correspondent.

**5GB's Power Jump.—Brussels and the Heterodyne Problem.—10-metre Signals from 5SW.—  
Madame Suggia's Broadcast.—Sir John Reith at the Microphone.**

**Is 5GB Growing Stronger?**

Have you noticed an increase in the volume of 5GB? If not, why not?

Although the new aerial is not yet in commission, I am assured that during the last few days the power in the present aerial has been increased from 14 to 23 kilowatts, and that, therefore, I must have noticed the improved signal strength. Frankly, I have not.

o o o o

**New Aerial and More Power.**

There should be no question about it in a few days, however, for the new aerial is about to be brought into use, and the change will also see a jump in the aerial output from 23 to 30 kilowatts.

No one will regret a little more punch from 5GB, for Morse disturbance has been particularly noticeable of late, and, until the age of perfect selectivity arrives, the best way of combating Morse is to swamp it with more power.

o o o o

**Heterodyning.**

A bad epidemic of heterodyning is affecting 5XX, Bournemouth, Cardiff, Nottingham, and Manchester, while, to a lesser degree, Newcastle, Liverpool, Edinburgh and Sheffield are also affected.

The B.B.C. have been making wave-meter tests, with the result that certain European stations are being blamed for straying from their allotted wavelengths, among them being Toulouse, Prague, Breslau, Hanover, Lyons, Dresden, and Klagenfurt.

o o o o

**A Difficulty at Brussels.**

The opening of the Brussels "listening post," to which I referred last week, may help towards a solution, but the snag is that Brussels has no more real authority than the Bureau Internationale de Radiophonie at Geneva.

Still, a little tact can go a long way, as the announcer said when the cigars arrived. Supreme tact won acceptance for the Geneva scheme.

o o o o

**The Empire Broadcast.**

The short-wave broadcast on Armistice Day showed that Australia's best reception time was between 12 noon and 1 p.m., when the organ recital from St.

B 31

**FUTURE FEATURES.**

**London and Daventry (5XX).**

Nov. 27TH.—Military Band Programme.

Nov. 28TH.—National Symphony Concert conducted by Sir Landon Ronald.

Nov. 29TH.—Variety Programme.

Nov. 30TH.—Scottish Programme.

Dec. 1ST.—Hallé Concert. S.B. from Manchester.

Dec. 2ND.—"The Rose of Persia," a musical comedy. Bridge.

Dec. 3RD.—Variety Programme.

**Daventry (5GB), experimental.**

Nov. 27TH.—"The Messiah," an oratorio by Handel.

Nov. 28TH.—"Tilly of Bloomsbury," a comedy in three acts by Ian Hay.

Nov. 29TH.—"The Rose of Persia," a musical comedy.

Nov. 30TH.—Symphony Concert.

Dec. 1ST.—Music and Shakespeare, from Birmingham.

Dec. 2ND.—London Programme.

Dec. 3RD.—"The Masque of Comus," by John Milton.

**Bournemouth.**

Nov. 29TH.—Songs by Richard Strauss and Hugo Wolf.

**Cardiff.**

Nov. 29TH.—A Programme by Victorians at the National Eisteddfod, Holyhead, 1927.

Dec. 3RD.—An Instrumental Programme.

**Manchester.**

Dec. 1ST.—Hallé Concert relayed from the Free Trade Hall.

Dec. 3RD.—An Irish Programme.

**Newcastle.**

Nov. 29TH.—"An Evening in the Wild West."

**Glasgow.**

Nov. 30TH.—St. Andrew's Day Concert.

**Aberdeen.**

Nov. 27TH.—An Orchestral Concert in aid of Lord Provost's appeal for the Aberdeen Joint Hospital Scheme.

**Belfast.**

Nov. 29TH.—"La Mascotte," a comic opera in three acts.

Mary-le-Bow was clearly heard in various parts of the Commonwealth. In the evening nothing was heard.

Fading militated against good reception in the United States. In Canada, on the other hand, the retransmission was very successful, especially that of the evening programme, including the Prince of Wales's speech.

Not a sound was heard in India, and the absence of reports from South Africa is not a promising sign. A report from Lagos, however, states that, while speech was badly received, the music was passable.

o o o o

**Next Saturday's Effort.**

Another attempt at Empire broadcast is to be made on Saturday next, November 26th, when music from the Folk Dance Festival at the Albert Hall will be transmitted by 5SW. I understand that, if this transmission is not successful, the B.B.C. will not undertake the Empire carol singing programme for which Australia is asking.

o o o o

**10-metre Tests from 5SW.**

There is no definite schedule of transmission from 5SW. The next tests will probably be in the direction of changing the wavelength, and it is likely that a drop to 10 metres may be made in the near future. Forty metres may also be tried.

o o o o

**Suggia.**

Madame Suggia's appearance before the microphone is the event of next week. The famous cellist will be heard during the B.B.C. National Concert at the Queen's Hall on Monday next, November 28th.

During the same concert listeners will have an opportunity of enjoying Schubert's Symphony in C, which is all too rarely performed in this country.

o o o o

**Overhead v. Underground Land-lines.**

Much as the Hallé Concerts from Manchester are appreciated by listeners all over the country, there is little doubt that, in London at least, the broadcast version fail to give full justice to the performance. The Manchester-London

land-line is excellent when used for the purpose for which it was intended, viz., speed; but it is not quite equal to orchestral music. This is probably due to the fact that it takes the form of an underground cable, whereas the majority of lines used by the B.B.C. are overhead.

The overhead lines have always proved their superiority so far as music is concerned.

oooo

#### Ham Language?

From the programme list of WJZ, New York: "Meat talk for housewives by Phillip Smith, entitled 'Blanketed Ham Covers up Hunger.'"

Does this refer to a DX-hound sitting up late and tightening his belt? If not, what does it mean?

oooo

#### Farewell Appearance.

Aberdonians are said to be saving up their eggshells with the idea of sending them to Daventry to have them relaid.

This is positively the final appearance of the above joke—for the present year.

oooo

#### The "D.G." in Variety.

Sir John Reith recently gave the world, with surprising frankness, his personal opinion of the Children's Hour and the average variety programme. But the "D.G.," as he is called, has since gone a step further, if I am to believe a certain little whisper which will not be silenced. Unlike most critics, he has shown us "how to do it." According to my information, it was Sir John who, in the Birthday programme last week, took the part of the Scotch applicant for

the job of announcer. Ay, an' did it verra weel!

oooo

#### Have You Heard Them?

Listeners who have not previously heard the Kedroff Quartette, the unaccompanied Russian singers, who make too rare appearances before the microphone, are recommended to tune in 2LO on December 6th. The singing of these four—high tenor, tenor, baritone and bass—is a sheer delight.

oooo

#### In Victorian Days.

Listeners will be transported back to the spacious days of Queen Victoria on December 6th. They will be invited to join (*via* the ether) a party to be held in the Birmingham Studio. Old-fashioned parlour games will be played, and some family community singing will take place, led by Joseph Lewis, the pioneer of community singing in England.

oooo

#### From His Majesty's Theatre.

Not many listeners will quarrel with the B.B.C. for limiting the number of relays from theatres direct. According to the agreement with the theatre managers, the Corporation is entitled to broadcast twenty-five excerpts from stage plays per annum. Actually the number transmitted this year will not exceed fifteen.

The average stage play is about as suitable for broadcasting as the average casual conversation in a tube lift. An exception is that vivacious production, "Oh Kay!" at His Majesty's Theatre.

On December 7th 2LO will give us a half-hour excerpt from this play.

oooo

#### The Travelling Companion.

On December 7th Cardiff Station will broadcast a performance from the Bristol Opera Season at the Victoria Rooms, Clifton, Bristol. The opera chosen is "The Travelling Companion," by C. Villiers Stanford, and the principals are Steuart Wilson, Arthur Cranmer, Johnson Douglas, Louise Trenton, Dorothy D'Orsay and Leyland White.

oooo

#### Salty.

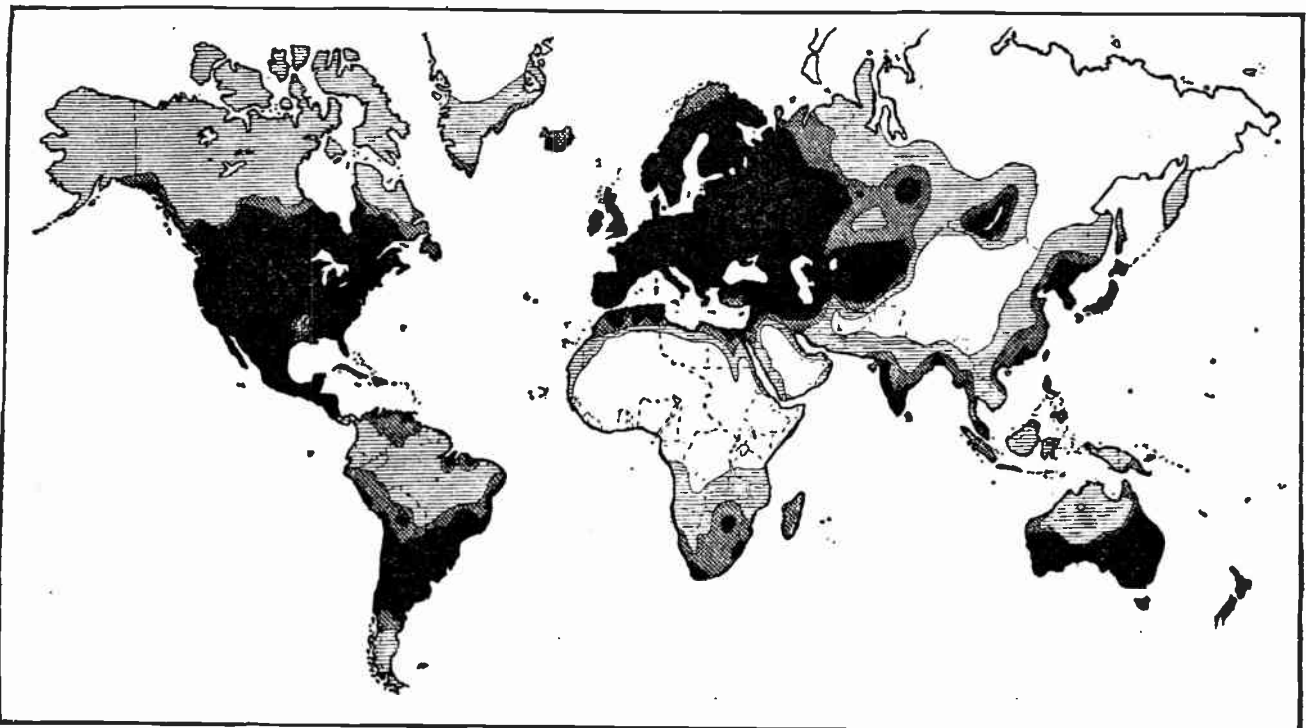
In accordance with Bournemouth's reputation as a sea-resort in winter and summer alike, a sea programme will be broadcast on December 3rd. Mr. David Openshaw, with the Wireless Chorus and Station Octette, will sing Stanford's "Songs of the Fleet" and Mendelssohn's "Fingal's Cave" overture, inspired by the composer's visit to the Hebrides, will be included in the orchestral section of this concert.

oooo

#### A Franciscan Play.

"St. Francis d'Assisi," a play for which the author, J. Vaughan Emmett, expresses his indebtedness to Sabatier's great work on St. Francis and to Miss Houghton's translation of it, is to be relayed from London to 5GB on December 8th.

Listeners are to "see" this play as being performed by Italian peasants on the hillside close to the town of Assisi.



**WORLD BROADCASTING AT A GLANCE.** This interesting map has been prepared by the United States Department of Commerce to show to what extent the globe is covered by broadcast transmissions. The black portions show where a reliable service is available, while the various gradations of shading denote the type of service given in less fortunate parts. It is a debatable point whether the all-black appearance of Great Britain will be endorsed by Birmingham listeners!

# AUTOMATIC VOLUME CONTROL.

## Compensating for Changes of Signal Strength Due to Fading.

THE volume control has come to be regarded as an essential component of every high-grade receiver, and generally takes the form of a variable resistance or potential divider applied, usually, to some part of the L.F. amplifier. Useful as is this component for re-adjusting volume after changing from one station to another, it does not provide a satisfactory means of compensating for fading effects. Assuming that one had sufficient skill to follow up changes of signal strength without occasionally overshooting the mark and producing grotesque effects in the loud-speaker, there would remain the objection that few of one's faculties would be left unoccupied for enjoyment of the programme.

The information contained in this article is abstracted from a paper by Mr. Harold A. Wheeler read before the Institute of Radio Engineers on November 2nd, 1927, and constitutes an important contribution to the technique of broadcast reception. Compensation for changes of signal strength due to fading is obtained with negligible time lag and without making use of relays or moving parts.

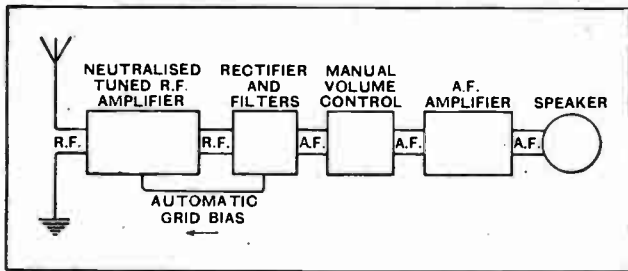


Fig. 1.—Schematic diagram showing natural sub-divisions of circuit.

What is required is a continuously variable volume control which will be actuated by the carrier wave of the received station and reduce the overall amplification as the amplitude of the carrier increases. This effect is achieved in the circuit under review.

Fig. 1 is a schematic diagram showing the natural subdivisions into which the circuit may be divided; for further detail Fig. 2 should be consulted. The four sections are constituted as follows:—

**R.F. Amplifier.**—This consists of four stages of radio-frequency amplification, the circuit connections of one stage being shown in Fig. 2. Valves having an A.C. resistance of 12,000 ohms and an amplification factor of 8 are employed in a conventional neutralised circuit. There are two tuning controls, one for the aerial circuit and the other for simultaneously tuning the secondaries of the four H.F. transformers.

The grid bias for the first three valves is derived from the rectifier, which is of the two-electrode type. This

negative grid bias increases with increased signal strength, thus causing the operating point to move to the left. This reduces the mutual conductance and consequently causes a reduction in amplification, the coupling conditions remaining constant.

Since the controlling bias is not applied to the last H.F. amplifier, full amplification will always be obtained from this stage. This means that for a given rectifier voltage, say 10 volts, only a fraction of a volt will be required as the output from the first three stages. Distortion due to operation on the curved portion of the valve characteristics is therefore negligible under normal conditions, since the characteristic may be regarded as virtually straight for such small amplitudes.

**Rectifier and Filters.**—The two-element rectifier consists of a three-electrode valve with the grid and anode joined together. The signal is applied between the combined anode and the filament. In parallel with the valve resistance is the output filter circuit, consisting of a network of resistances and by-pass condensers. The object of this filter is to segregate the direct and audio-frequency components of the rectifier output in order that the former may be used to obtain grid bias and the latter passed on to the low-frequency amplifier.

**Manual Volume Control.**—This takes the form of a potential divider in the grid circuit of the first L.F. amplifier.

**A.F. Amplifier.**—In the original receiver this consists of four stages of audio-frequency amplification, followed by the loud-speaker.

The performance of the receiver without control and

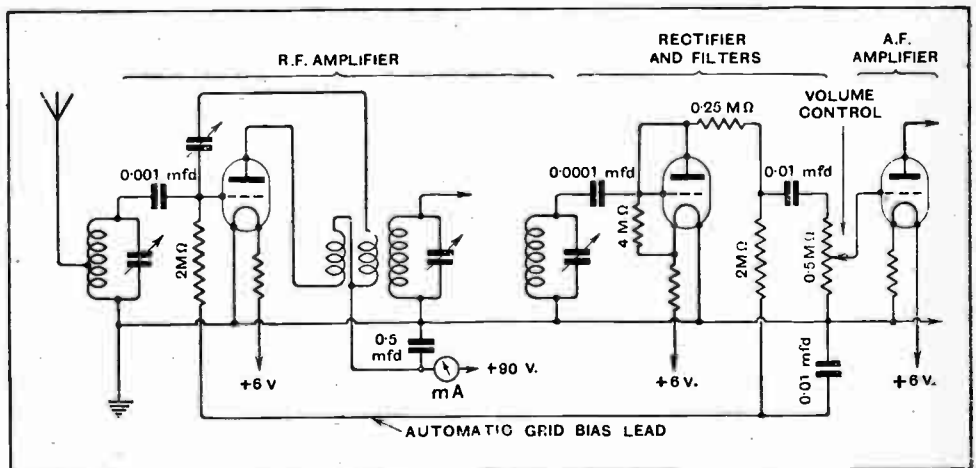


Fig. 2.—Essential circuit connections and values for the automatic volume control device.

**Automatic Volume Control.—**

with automatic grid bias applied to one, two and three H.F. valves is shown graphically in Fig. 3.

Although for signals of small amplitude distortion is not apparent, the curvature of the characteristic may make itself felt when strong signals are being received and the operating point is moved too far to the left by the automatic grid bias. Consequently it has been found desirable to limit the ratio of minimum to maximum amplification for any one stage to 1:10.

It has been previously stated that the amplification is controlled by the amplitude of the carrier wave. In the three-electrode rectifier, which has an approximately square-law characteristic, the rectified voltage is proportional to the total power of carrier and side bands; the

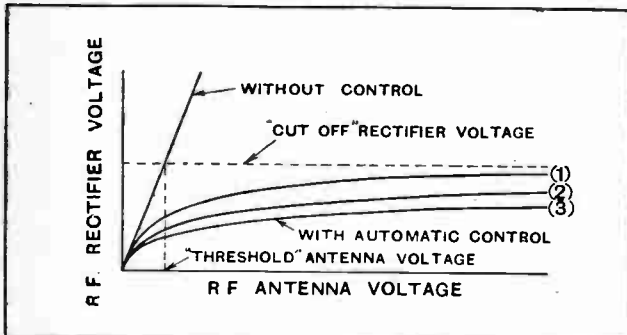


Fig. 3.—Graphical representation of performance with and without automatic control. The numerals at the end of the curves indicate the number of H.F. valves to which the automatic bias is applied.

two-electrode rectifier, on the other hand, has a practically linear characteristic, and the average rectified voltage is equal to the rectified carrier voltage. The characteristics of the two systems of rectification are shown in Fig. 4.

**Performance.**

A maximum variation of signal voltage in the ratio 1:1,000 produces a variation in the rectified carrier voltage of only 1:3. This variation, and others due to differences in percentage modulation, can be compensated for by means of the manual volume control.

Due to the time constant of the filter circuits, there is a

slight lag between the change in amplitude of the signal and the application of the appropriate grid bias; but this is negligible on normal broadcast wavelengths, where fading periods are usually of the order of minutes. With the values given in Fig. 2 the time constant is 1-40th sec., and the time taken to reach equilibrium approximately 1-20th sec. This time can be further reduced, but at the cost of reducing the amplification of the lowest audio frequencies.

A special problem is presented by this circuit in connection with the anode current supply. When the controlled H.F. valves are operating with low anode current, the signal carrier wave is modulated by any small fluctuations of anode voltage such as may be produced by the varying load of the audio-frequency amplifier. In the presence of a strong carrier these two effects may combine to set up sustained low-frequency oscillation. This trouble may be obviated (1) by decreasing the internal output impedance of the rectifier-filter; (2) by decreasing the amplification at low frequencies in the A.F. amplifier; and (3) by using separate rectifier filter systems to supply the anode currents of the radio- and audio-frequency amplifiers respectively.

Finally, there is the problem of tuning-in. As resonance is approached and volume tends to increase it is automatically reduced by the grid bias, so that it is difficult to judge by ear when exact resonance is reached. Correct tuning may be observed visually, however, by connecting a milliammeter in the anode circuit of the first H.F. amplifier. Resonance is indicated by minimum anode current, and the values of the various minima serve as an indication of relative signal strength.

Attention is directed in the original paper to British Patent No. 259,664 (Western Electric Co., July 14th, 1925), which covers a similar system applied to superheterodyne receivers.

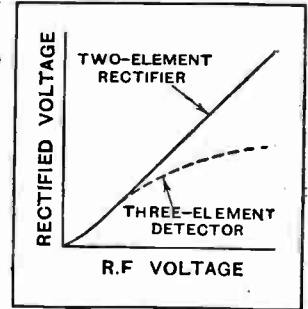


Fig. 4.—Characteristics of two- and three-element rectifiers.

**TRADE NOTES.****A Wireless Circuit Handbook.**

A useful handbook of wireless circuits has been issued under the well-known trade mark "Becol." From a general description of tuning coils and their uses the booklet proceeds to give details of special coils and circuits, including superheterodyne oscillator coils, centre tapped aerial and anode tapped coils, and those wound astatically. The handbook is obtainable, price 6d., from the British Ebonite Co., Ltd., Hanwell, W.7.

**In the Shadow of 2LO.**

The fact that Messrs. Selfridge and Co.'s Wireless Department carry on their labours within 200 yards of the aerial of

2LO would seem to militate against the reception of any other station. It is therefore remarkable that they are able to report reception during daylight hours, even when 2LO is working, of 5GB, Langenberg, Hilversum, Radio-Paris, and Daventry at full loud-speaker strength without any sign of interference from 2LO. The set used is the Gecophone 6-valve stabilised receiver.

o o o o

**From the United States.**

"Getting the Most Out of Radio" is the arresting title of a catalogue issued by Messrs. Claude Lyons, Ltd., 76, Old Hall Street, Liverpool, and dealing with the products of the General Radio Co., Cambridge, Mass., U.S.A. In its 72 pages the catalogue covers practically every type of U.S. wireless component from superheterodyne transformers to "sockets for American tubes."

**CATALOGUES RECEIVED.**

The Bowyer-Lowe Co., Ltd., Radio Works, Letchworth, Herts. Publication No. 62, catalogue of radio components and apparatus. Publication No. 63, catalogue of radio receivers and accessories.

C. A. Vandervell and Co., Ltd., Acton, London, W.3. Publication No. 7, dealing with the range of C.A.V. receivers, loud-speakers, and accessories. Also catalogue of C.A.V. H.T. and L.T. radio accumulators.

Benjamin Electric, Ltd., Brantwood Works, Tottenham, London, N.17. Leaflet 1003, dealing with the Benjamin antimicrophonic valve holder, self-contained rheostat, "Majestic" H.T. battery eliminator, and other accessories.

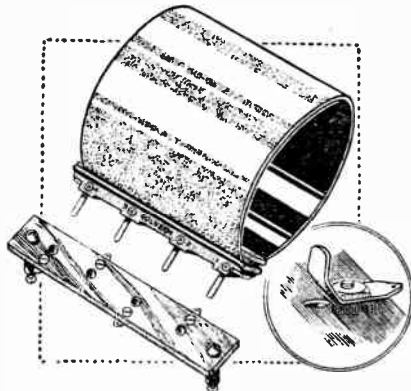




A Review of the Latest Products of the Manufacturers.

**TWO H.F. EVERYMAN FORMERS.**

Since the publication in recent issues of the article showing the construction of a receiving set incorporating two H.F. stages, a specimen former has come to hand from Collinson's Precision Screw Co., Ltd., Provost Works, Macdonald Road, Walthamstow, London, E.17, intended for use in the construction of the H.F. intervalve couplings. It will be remembered that spaces were left on the former at the ends of the windings to accommodate pin connectors, which were inserted through the Paxolin and arranged close together in line so as to engage on a base mounting piece. The new former is supplied with a brown bakelite moulding and Paxolin strip, which serves as a clamp for gripping the former. Pins are conveniently spaced along the mounting piece so as to provide short connections to the leads from the windings. Pin connectors arranged in line, unless accurately located, will be found troublesome to engage in the sockets. This difficulty is avoided by the



The new Colvern H.F. former for constructing H.F. couplings.

use of hard spring clips in the place of sockets, which, being arranged alternately on opposite sides of the pins, provide sure connection. The base piece is cut from Paxolin and supplied with tapped ebonite spacers and screws ready for securing to the baseboard.

It will be remembered that this form of mount was used in the *Wireless World* Short Wave II and Short Wave III receivers, and this former is therefore equally suited for supporting a winding so as to adapt the short wave sets for broadcast reception. In this case the

aerial coil is removed and a tapping point provided some half way along the grid coil, to which the aerial is attached.


o o o o

**MULLARD GRID LEAKS.**

For baseboard mounting to carry a grid leak resistance a bakelite moulding with spring clips is now available from the Mullard Radio Valve Co, Ltd. Being ribbed it will not bend under the strain of gripping the leak between the spring contacts, whilst a recess on the under-



The new type Mullard grid leak resistance.



Mounting piece for Mullard grid leak.

side lifts the contact screws well away and separates them by an air gap from the baseboard.

Leak resistances are also available covering the usual range of values. Tests applied to two specimens verified their accuracy to the stated values while passing a current far in excess of that which can be reached under receiving set conditions.

o o o o

**TERRALTO LOUD-SPEAKER.**

As hard and fast rules relating to the underlying principles of cone loud-speaker design cannot be rigidly followed in practice, each instrument must needs be carefully developed mostly by observance of actual results. Reed, diaphragm, and box resonances are referred to in a pamphlet setting out the points of design of the Terralto loud-speaker, a product of R. Custerson, 11, Kingsville Gardens, Eastern Avenue, Ilford, Essex, showing that the manufacturer is aware of the need for damping out resonances, and that resonance introduced by one part of the apparatus must not coincide with that of another.

The loud-speaker is of the supple edge type and the conical diaphragm moves with moderate freedom. It is driven at its centre by a reed movement adjustable by a screw at the back, the screw giving a good control of the diaphragm setting. The loud-speaker can

be brought to a sensitive condition when the reed is near to the magnet poles without difficulty and the adjustment remains. Satisfactory response in the base register must be obtained by creating a slight base resonance. Although a good response is given in the base, resonance is not sharply defined, and there is no tendency towards the "woolly" effect which sometimes results from a sharply defined base resonance.

The instrument is sensitive and will give a loud signal on small input, such as might be obtained from a two-valve set at 15 miles from a main station. On liberal input the loud-speaker may become overloaded, though for ordinary home conditions excessively loud reproduction may not be required. Its tone is pleasing and speech is crisp. Unlike many other cone type loud-speakers no grille is fitted, the manufacturer considering an unobstructed diaphragm to be advantageous



A new cone type loud-speaker, the Terralto. The diaphragm is of the exposed form instead of the more usual arrangement where the diaphragm is accommodated behind a grille.

Contained in an oak cabinet in the style shown, the instrument is offered at £3 17s. 6d., and the satisfactory performance, together with the good appearance and finish of this loud-speaker, compares favourably with many others of more expensive design. Another model is available of the same general dimensions finished in Chippendale style with quartered mahogany veneer.



**"The Wireless World" Supplies a Free Service of Technical Information.**

*The Service is subject to the rules of the department, which are printed below; these must be strictly enforced, in the interest of readers themselves. A selection of queries of general interest is dealt with below, in some cases at greater length than would be possible in a letter.*

**Increasing the Output of the H.T. Trickle Charger.**

*Can you tell me in what way to increase the output of the "H.T. Trickle Charger" described in your August 3rd issue? The output stated in the article is 20 milliamperes, but I wish to have an output of 100 milliamperes.*

L. T. R.

The output, of course, can be increased by lowering the value of the external plate circuit resistance and increasing the filament temperature, but this is not recommended, as it will speedily ruin the rectifying valve. The only manner in which you could obtain the output required would be to use several of these valves in parallel, but of course you could no longer use the original type of filament transformer, and would have to obtain one giving a secondary output of about 5 amperes at 6 volts. This would be a very uneconomical way of accomplishing your object, however, and it would be far better to abandon the idea of using this charger and invest in a charger using an "arc" rectifying valve.

o o o o

**Adding Reaction to the "Everyman Four."**

*Can you tell me in what manner to add reaction to the "Everyman Four" receiver?*

N. G. L.

If you mean that you require reaction on the normal broadcast wavelengths, this can be obtained by slightly deneutralising as explained by the author on page 19 of the "Everyman Four" book. If, however, your desire is to add reaction on the long wavelengths, you should turn to page 289 of the August 31st issue, where a diagram and full instructions are given.

o o o o

**Counterpoise for Reducing Interference.**

*I find that reception of the local broadcast station is badly interfered with by the electric tramways which pass near my house. Can you suggest any means of overcoming this difficulty, please?*

G. H.

It is not possible to eliminate entirely this type of interference at the receiving end, but it can be reduced by employing a counterpoise in place of the usual earth.

**RULES.**

(1.) Only one question (which must deal with a single specific point) can be answered. Letters must be concisely worded and headed "Information Department."

(2.) Queries must be written on one side of the paper, and diagrams drawn on a separate sheet. A self-addressed stamped envelope must be enclosed for postal reply.

(3.) Designs or circuit diagrams for complete receivers cannot be given; under present-day conditions justice cannot be done to questions of this kind in the course of a letter.

(4.) Practical wiring plans cannot be supplied or considered.

(5.) Designs for components such as L.F. chokes, power transformers, etc., cannot be supplied.

(6.) Queries arising from the construction or operation of receivers must be confined to constructional sets described in "The Wireless World" or to standard manufacturers' receivers.

*Readers desiring information on matters beyond the scope of the Information Department are invited to submit suggestions regarding subjects to be treated in future articles or paragraphs.*

The counterpoise should consist of a number of wires stretching below the aerial and at about 6ft. or so from the ground. It will be necessary to pay the same attention to the insulation of these wires as would be given to an aerial, and a well-insulated lead should be taken from one end, where the wires should be joined together, to the earth terminal of the receiver.

o o o o

**Valves for the "Exhibition Five."**

*I should be obliged if you would inform me which of the Marconi 6-volt valves would give the best results in the "Exhibition Five" receiver.*

R. W.

In the two H.F. positions you could not do better than use the D.E.L.610 valves, but for the detector a high-impedance valve is recommended, such as the D.E.H.610. The first L.F. valve is transformer coupled to the last stage, so that in the fourth position a medium

impedance valve, such as the D.E.L.610, should be employed. In the last stage a good power or super power valve is recommended, and either the D.E.5A, with about 150 volts H.T., or the L.S.5A, with 200 volts or more, must be used.

o o o o

**Using Telephones with a Gramophone "Pick-up."**

*I have purchased a gramophone "pick-up" which, used in conjunction with the amplifier of my wireless receiver, gives me excellent results on the loud-speaker. I desire, however, to try the effect of listening to gramophone music by means of headphones, but am not sure in what manner to do this, since I find that the volume on the telephones is overpowering even when using one valve only.*

M. A. R.

In the case of most gramophone pick-ups it will be found that no amplifier of any description is needed in order to obtain good signals on the headphones, it being only necessary to connect them to the two terminals on the pick-up device. You will find that in most cases the strength will be equal to that generally known as "good crystal" strength, or even in some cases it will be equal to "one-valve" strength.

o o o o

**"The Wireless World" Regional Receiver.**

*I desire to build a receiver which will bring in a very large number of Continental stations on the headphones, it being essential that the receiver be selective, capable of bringing in both long- and short-wave stations, at the same time productive of good quality.*

F. M.

We advise you, under the circumstances, to construct *The Wireless World* Regional Receiver, described in the issues of August 11th and 24th. This receiver employs one efficient H.F. stage, optional loose coupling, anode bend detector, and one L.F. stage which is resistance coupled, and should therefore be quite suitable. It would, of course, receive several stations at loud-speaker strength, but if telephones only are desired use could be made of the volume control. On no account must the L.F. stage be cut out.



*The latest Receiver  
with Battery Compartments*

A competent receiver, tractable and ingeniously contrived; a beautifully executed cabinet with a snug chamber for the less pleasant-looking accessories. The Brandeset IIIB has precisely the same specification as the Brandeset IIIA with the addition of battery compartments as shown in the illustration. The receiver is arranged for one detector and two L.F. valves, with simplified tuning control and guaranteed for good loud-speaker reception from all English and the majority of Continental stations. Access to the roomy battery compartments situated immediately beneath the receiver is obtained by hinged doors, and the whole cabinet is executed in wax-polished fumed oak with silver oxidized metal fittings. It allows for a beautifully compact, self-contained outfit, the only external arrangements being the wires for aerial and earth connection.

**THE BRANDESET IIIB**

**£8 : 5 : 0**

(Royalty and Accessories extra.)

*using these new*

*Brandes Laminated Plate Accumulators*

A new type of slow discharge accumulator which will hold its charge over long periods without sulphation and is thus eminently suitable for the increasingly popular Dull Emitter Valve. It introduces the laminated plate which, besides retaining the charge for weeks, or even months, is proof against most of the abuses which rapidly destroy the ordinary plate. For instance, a Brandes R.B.10 can be fully charged in 8 hours as against the usual 2 days for ordinary slow discharge accumulators. With the stout girder-like construction of the plates buckling is unknown, and even a direct short circuit does not harm them. The laminated plate feature is of the greatest possible value to slow discharge accumulators.

**Accumulator R.B.10 (10 amp. hours actual) - 5/6**

**Accumulator R.B.20 (20 amp. hours actual) - 9/-**

(Manufactured under Oldham Activation Process.)

*Send coupon below for full information on the complete Brandes range.*



**OTHER BRANDES PRODUCTS :**

	£	s.	d.
Brandeset IIIA	6	15	0
Ellipticon Cone Speaker	4	15	0
Table Conc	1	19	6
Brandola Loudspeaker	2	17	6
Table-Talker	1	10	0
L.F. Transformer (1.5)	0	15	6
L.F. Transformer (1.3)	0	15	0
Variable Condenser (.0005)	0	15	6
Variable Condenser (.0003)	0	15	0
Headphones	0	13	6

**Brandes  
RADIO PRODUCTS**



Brandes Ltd.,  
2/3, Norfolk St., Strand,  
W.C.2

Please send me your free  
illustrated catalogue.


Name.....

Address.....

w.w.5

Brandes products are only obtainable where you see this sign.

*You must have a precision instrument*



*for sharp tuning*


Modern radio circuits call for critical tuning—critical tuning demands precision condensers—precision condensers means Pye condensers for accuracy and reliability. Pye precision condensers are scientific instruments made one at a time with great care. You need them to get the best from your set.

PRICES—0001, 0.02, 0003 Mfd. 17/6 each.  
0005 Mfd. 18/6 ..  
00075 Mfd. 22/6 ..



Write for illustrated list of components and sets (post free).

**W. G. PYE & Co.,**  
"Granta Works," Montague Road,  
CAMBRIDGE.



*Interchangeable . . .*

Supplied in a set of four, with one suitable aerial coil covering the full wave-band. Mounted on low dielectric strip, fitted with six pins. A base is provided carrying six spring contacts.

PRICE  
**35/-**

Approximate tuning range with 00015 mfd. condenser:  
Coil A: 10 to 17 meters.  
Coil B: 17 to 34 meters.  
Coil C: 34 to 70 meters.  
Coil D: 60 to 130 meters.


**C**OLVERN short-wave coils fulfil all the requirements for highly efficient functioning at the extreme higher frequencies. The coils are robust, turns are air-spaced and are supported by the minimum of dielectric material. The leading-out wires pass outside the coil, and are soldered direct to pin contacts.

**COLVERN VALVE HOLDERS** for the new Screened-grid Valves . . . give a choice of four positions - - 4/6

**THE COLLINSON PRECISION SCREW CO. LTD.**  
PRUVOST WORKS, MAGDONALD ROAD, WALTHAMSTOW, E 17

## THE FINISHING TOUCH

Belling-Lee Terminals are the finishing touch to any receiver. They are a perfect combination of Beautiful Finish and First Class Workmanship. Bakelite insulated and made in 30 different engravings.



Patented

Type 'B' illustrated, sold in attractive carton carrying a year's guarantee.

Price 9d. each.

Type 'M' as type 'B' but non-insulated.

Price 6d. each.

Illustrated catalogue free on request.

# BELLING-LEE TERMINALS

Belling & Lee, Ltd., Queensway Works, Ponders End, Middlesex.

## LIKE A WHIRLWIND

insignificant at the outset but swiftly growing to an irresistible force, the popularity of the Loewe Multiple Valves and Loewe Receiving Sets has been established throughout the world

THERE ARE REASONS!


**LOEWE PRODUCTS ARE**  
**Low in price. Easy to handle.**  
**Absolutely free from distortion.**  
**Without complicated connections.**

No experimenting — one press of the button and there you are  
Our interesting illustrated pamphlets are at your disposal free of charge.

# LOEWE RADIO

CO., LTD.

3 & 4, CLEMENT'S INN, LONDON, W.C.2



**YOU CAN NOW BUILD YOUR OWN  
MOVING COIL  
SPEAKER**

WITH THE NEW  
**ROTHERMEL-MAGNAVOX R.4 UNIT.**  
6 VOLT 1/2 AMP.

Field power is supplied by the same storage battery which provides L.T. supply to the receiver. Connections are made through a cord provided with the unit.

**£9**

WRITE DEPT. W.W.,  
**Rothermel Radio Corp. of Gt. Britain, Ltd.,**  
24, Maddox Street, London, W.1.

Phone: Mayfair 0578.

**The only range of ALL-  
WOOD Speakers in the World**



**W.B.**  
**LOUD SPEAKER** *ALL WOOD*

The W.B. All-Wood "JUNIOR" model in Polished Oak or Mahogany. Height 21in. Flare 14in. The finish is of the highest grade and the standard of reproduction unexcelled.

Price  
**£4 : 0 : 0**

If anyone offers you an "All-Wood" Speaker that hasn't got the "W.B." monogram on it, don't take it—because it's not All-Wood. We control the World's patent governing the manufacture of All-Wood Loud Speakers. And they are All-Wood; just handle the "Junior" model at your dealers and you'll see that apart from the S. G. Brown movement, there's not a scrap of metal in it. Then try it. Put it up against the best you know and note the difference. It's a speaker worthy of the finest set, and in addition is a very beautiful article of furniture. There is definitely no trace of distortion—just pure music and speech. "But I already have a Speaker," you say? Then bring it up to date by fitting a W.B. All-Wood Horn. Provided your existing movement is in good condition, it pays to substitute and only costs £2:0:0. Drop us a card for details of the full range of W.B. All-Wood products.

**WALKER BROTHERS (Guildford) LTD.**  
**BRAMLEY - - - GUILDFORD.**

Telephone: Bramley 117.

L.T. SUPPLY from GAS MAINS  
**"THERMATTAIX"**  
MAINS SUPPLY UNIT

The "Thermattaix" can also be operated by use of any fuel—petrol, paraffin, hot water, etc. No valves or condensers to replace or go wrong. "Thermattaix" has been supplied to the R.A.F., Army Experimental Dept., The French Navy and many Gas Companies, and approved by all.

"The Wire'ess World," Nov. 8th, 1927, says: "An entirely new method of deriving filament heating current... the model tested delivered a current of 0.4 amperes at 2.5 volts... It was found with some surprise that it consumed only a small amount of gas... This device appears to be foolproof and is brought into operation merely by lighting up the gas; the output is entirely free from fluctuation... The instrument is well finished and electric or petrol operated models are also available, rated to give on load 2, 4 or 6-volt outputs."



Prices from  
**£4-4-0**

For the gas heated type apply to your local Gas Company.

**ATTAX Ltd.,**  
106-106a, High St.,  
Southampton.

Eliminate 90% of  
Aerial Troubles



**FITAN "HOVEY" AERIAL**

Indoor or Outdoor Portables.

You will never be troubled by LIGHTNING, GALES or HIGH WINDS if you fit the "HOVEY"—the SAFE EFFICIENT. NO-WORRY AERIAL. Improves reception immensely. Gives sharper and more selective tuning.

**"HOVEY" Standard (round)**

Indoor Size 12 ft. x 2 1/2 ins. diameter. Best quality white insulated wire. Three round spreaders. Improved rubber insulators. Large terminal to attach to lead in wire. Neat appearance. Gives maximum results for crystal or valve sets.

PRICE 2/6

**"HOVEY" SUPER (Flat)**

Size 12 ft. x 4 1/2 ins. Made of special multi-stranded cable giving greater conductivity than usual aerial wires. Best quality ebonite spreaders. Improved rubber insulators at each end. Large terminal to attach to lead in wire.

PRICE 5/6

**"HOVEY" SUPER — Silk**

Dimensions and style as above. Made of best English Flex. In either of 4 colours, Old Gold, Red, Silver Grey and Maroon. An aerial for the most palatial Drawing Room.


PRICE 8/-

"HOVEY" Aerials are obtainable of all wireless dealers or HOVEY from the manufacturers:

**The HOVEY Aerial Co.,**  
10, Red Lion Passage, W.C.1







**ALUMINIUM PANELS**

Cut from 14 S.W.G. Sheet, these panels are machine chased and lacquered by a special process. In addition to their handsome appearance they are an effective shield eliminating hand capacity when tuning the receiver, therefore eminently suitable for SHORT WAVE RECEIVER construction.


*For all types of Receivers*

Use 'STELLA' ALUMINIUM PANELS  
CHEAPER, MORE EFFICIENT AND HANDSOMER THAN EBONITE  
PRICE 3/4d. SQ. INCH.

Postage 9d. per Panel. Goods sent C.O.D.

Manufactured by WHITE BRCS. & JACOBS, LTD., 46, Chalk Farm Road, N.W.1  
Telephone: Farnstead 6779.

**2 H.F. EVERYMAN FOUR COILS**



Constructed to "Wireless World" Specifications. We can supply these immediately, prices as below.

- Set of 3 Coils B.B.C. .... 35/9
- Set of 3 Coils, 5XX ..... 24/-
- Set of 3 Bases ..... 3/9
- Screening Box (Copper) ..... 30/-

**EVERYMAN FOUR**

Aerial Coils, 14/- Transformer, 15/-  
Complete Set, 28/-


Cosson "Melody Maker" Coil ..... 7/6

Mullard "Radio for the Million" Coils.  
250/550 8/- 1000/2000, 10/-

All above obtainable from all Dealers, or

**FINSTON MFG. CO., LTD.,**  
45, Horseferry Road, London, S.W.1.

Full details of  
Finston Coils  
free on request.



**Watmel**

**THE IDEAL AUTO CHOKE  
at an IDEAL PRICE!**

The name and reputation of Watmel are guarantees of the exceptional value of this Watmel product which, judged on its merits alone, is most reliable, efficient and most popular Auto-choke in the market. It combines the amplifying power of the best transformer with that clear purity of tone only possible with choke coupling. Its ingenious patent core and windings are the real secret of its amazing efficiency. Complete with condenser and fixed resistance and with bright parts heavily nickelled.

Price:  
**18/6**

WATMEL WIRELESS CO. LTD.,  
Imperial Works, High Street, Edgware, Middlesex.

**IMPORTANT.**

WHY PAY MORE WHEN YOU CAN BUY HIGH CLASS BRITISH MADE CABINET PATENT CONE LOUD SPEAKERS AT POPULAR PRICES?



**THE WHITELEY BONEHAM**  
ALL BAKELITE CABINET TYPE

(as illustrated)

£4 : 4 : 0

OAK OR MAHOGANY CABINET TYPE

£3 : 0 : 0


JUNIOR MODEL suitable for Portable Sets

£2 : 10 : 0

Can be obtained from all good class dealers or direct from the manufacturers.

**WHITELEY BONEHAM & CO., LTD.,**  
NOTTINGHAM ROAD, MANSFIELD, NOTTS.

**FORMO**



**LOG (or mid-line)  
CONDENSER**

Mounts either Panel or Baseboard.

- 00035
- 00025
- 0005

**10/6** each

The most Scientific Condenser yet produced. Perfect in every detail of construction and performance.

ROWN WORKS, GRETLEWOOD, N.W.2  
Phone: Hampstead 1787

**GRAHAM-FARISH**

**Ohmite**  
NEW PROCESS

ANODE RESISTANCES  
ARE  
BETTER  
THAN  
WIRE  
WOUND

**2/3**



Size  
10,000 Ohms  
to  
1 Meg.

Announcement by The GRAHAM-FARISH MFG. CO., 17 Masons Hill, Bromley, Kent.

**Trelleborgs**  
GUARANTEED

**GENUINE EBONITE**

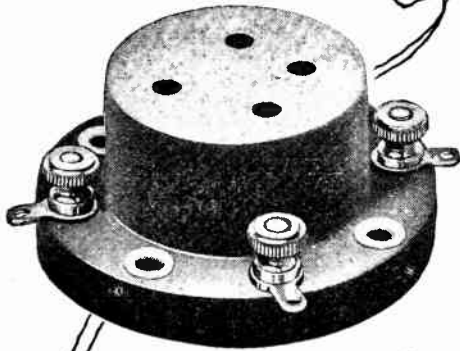
THE FINEST QUALITY PANEL OBTAINABLE.

**ONLY 1/2d.** Retail Price  
per square inch.

STANDARD GLOSSY FINISH 3/16" THICKNESS.

Other prices:—3/8" Highly Polished, 3/4d. per sq. in.; 1/2" Standard Glossy, 3/4d. per sq. in.; 1/4" Highly Polished, 1d. per sq. in.

Mention of "The Wireless World," when writing to advertisers, will ensure prompt attention.



Patent No. 269,388



# Why the Redfern Pneumatic Valve Holder supersedes all other designs

- (1). It positively absorbs all shock and vibration.
- (2). Designed to dispense with spring suspension, it is entirely free from any natural vibratory frequency.
- (3). Electrically perfect, high frequency losses nil, insulation resistance infinity, Self Capacity immeasurable.

TEST REPORTS ARE NOW AVAILABLE ON REQUEST

Your dealer can supply you.

REDFERN'S RUBBER WORKS LIMITED, HYDE, CHESHIRE


# "EKCO"

## H.T. Units make wireless worryless

The "EKCO" range is the most comprehensive in mains power radio units, sets and components. There is an "EKCO" model for every purse and every voltage, A.C. or D.C. Let us send you our illustrated folders detailing the radio method of to-day and the future.

Models D.C. and A.C. from 17/6 to £9-10-0

Model C.2, D.C., as shown. Provides H.T., L.T. and G.B.




No alterations necessary to existing wiring of set  
Complete  
£6:7:6

E.K. COLE LTD

DEPT. W, "EKCO" WORKS  
LONDON ROAD, LEIGH-ON-SEA

## SAFE AND SURE EDDYSTONE

SAFETY LEAD-IN.  
(PRO. PAT.)



A lead-in tube and earth switch combined as one fitting, enabling the aerial to be joined positively to earth while isolating the receiver. Works from inside on the push-pull principle, absolutely positive enclosed contacts, with nothing to go wrong.

Easy to fix.

10" 3/6 complete

15" 5/- complete.



"EDDYSTONE" ABSORBOS.  
Pat. No. 9618.

Your set should have them. They take up all outside shock, thus giving longer valve life. Prevent microphonic noises, and stop entirely any stray leakage to earth, ensure greater efficiency. They prevent marking or scratching the furniture. Easy to fix. Mount your cabinet on them to-day.

Price 2/3 per set of 4.

Sole Manufacturers:  
STRATTON & CO., LTD.,  
Bromsgrove Street,  
BIRMINGHAM.



London Service Depot:  
WEBBS RADIO ELECTRIC  
STORES,  
184 Charing Cross Road, W.C.2.

# MISCELLANEOUS ADVERTISEMENTS.

## NOTICES.

**THE CHARGE FOR ADVERTISEMENTS** in these columns is:

12 words or less, 1/- and 1d. for every additional word, e.g., 18 words, 1/6; 24 words, 2/-.  
Name and address must be counted.

**SERIES DISCOUNTS** are allowed to Trade Advertisers as follows on orders for consecutive insertions, provided a contract is placed in advance, and in the absence of fresh instructions the entire "copy" is repeated from the previous issue: 13 consecutive insertions, 5%; 26 consecutive, 10%; 52 consecutive, 15%.

**ADVERTISEMENTS** for these columns are accepted up to **FIRST POST** on **THURSDAY MORNING** (previous to date of issue) at the Head Offices of "The Wireless World," Dorset House, Tudor Street, London, E.C.4, or on **WEDNESDAY MORNING** at the Branch Offices, 19, Hertford Street, Coventry; Guildhall Buildings, Navigation Street, Birmingham; 199, Deansgate, Manchester.

Advertisements that arrive too late for a particular issue will automatically be inserted in the following issue unless accompanied by instructions to the contrary. All advertisements in this section must be strictly prepaid.

Postal Orders and Cheques sent in payment for advertisements should be made payable to **ILLIFFE & SONS Ltd., and crossed & Co. Treasury Notes**, being untraceable if lost in transit, should not be sent as remittances.

All letters relating to advertisements should quote the number which is printed at the end of each advertisement, and the date of the issue in which it appeared.

The proprietors are not responsible for clerical or printers' errors, although every care is taken to avoid mistakes.

## NUMBERED ADDRESSES.

For the convenience of advertisers, letters may be addressed to numbers at "The Wireless World" Office. When this is desired, the sum of 6d. to defray the cost of registration and to cover postage on replies must be added to the advertisement charge, which must include the words Box 000, c/o "The Wireless World." Only the number will appear in the advertisement. All replies should be addressed No. 000, c/o "The Wireless World," Dorset House, Tudor Street, London, E.C.4. Readers who reply to Box No. advertisements are warned against sending remittance through the post except in registered envelopes; in all such cases the use of the Deposit System is recommended, and the envelope should be clearly marked "Deposit Department."

## DEPOSIT SYSTEM.

Readers who hesitate to send money to unknown persons may deal in perfect safety by availing themselves of our Deposit System. If the money be deposited with "The Wireless World," both parties are advised of its receipt.

The time allowed for decision is three days, during which time, if the buyer decides not to retain the goods, they must be returned to the sender. If a sale is effected we remit the amount to the seller, but, if not, we return the amount to the depositor. Carriage is paid by the buyer, but in the event of no sale, and subject to there being no different arrangement between buyer and seller, each pays carriage one way. The seller takes the risk of loss or damage in transit, for which we take no responsibility. For all transactions up to £10, a deposit fee of 1/- is charged; on transactions over £10 and under £50, the fee is 2/6; over £50, 5/-. All deposit matters are dealt with at Dorset House, Tudor Street, London, E.C.4, and cheques and money orders should be made payable to Illiffe & Sons Limited.

## THE SALE OF HOME-CONSTRUCTED UNLICENSED APPARATUS.

### A New Service to our Readers.

We have made an arrangement with the Patentees whereby readers who wish to dispose of a home-constructed receiver not licensed under the patents made use of, can license the set by means of the Deposit System referred to above.

The person desiring to sell, in sending us particulars for his advertisement, will in every case make use of a Box No., and should add to the price which he requires the amount of royalty customarily paid by manufacturers, viz., in the case of Marconi Patents the amount should be calculated at 12/6 per valve holder.

If the purchaser is satisfied with his purchase, the sum realised will be forwarded to the seller, less the amount due in respect of royalties, which amount will be paid by "The Wireless World" to the owners of the patents concerned, and a certificate will be handed on to the purchaser of the set.

## SPECIAL NOTE.

Readers who reply to advertisements and receive no answer to their enquiries are requested to regard the silence as an indication that the goods advertised have already been disposed of. Advertisers often receive so many enquiries that it is quite impossible to reply to each one by post.

## WONDERFUL WIRELESS OFFER

**THE Graves Two-Valve Loud Speaker Wireless Set offered to you on Easy Payment Terms will compare for VALUE and EFFICIENCY with any £10 Wireless Set offered by any other firm in the World.**

It is no use trying to accurately illustrate or even describe the Graves Set in a small advertisement, but a post card will bring you a fully illustrated descriptive catalogue which gives you exact and truthful details.

**BRIEF SPECIFICATION:** The Cabinet is of polished Oak and all components of highest quality. Mildard Dull Emitter Valves with patent Valve holders Ac.: H.T. Battery, 2-Volt Accumulator and complete Aerial Outfit. Loud Speaker of exclusive design to match the Cabinet, with unique magnetic £7:17:6 system and improved diaphragm.

**TERMS.**—Our Bargain Price is for Easy Terms. Send 10s now, & complete purchase in 14 monthly payments of 10s. Five per cent discount for cash. Fulllest approval in your own home.

Write for Free Catalogue.

Unchallengeable values in up-to-date Wireless Sets.

J. G. GRAVES Ltd. SHEFFIELD.



10s NOW

OF PROVED EFFICIENCY

## TANNOY A.C. MAINS COMPONENTS

### HIGH TENSION:

	Model	s.	d.
Mains Transformer	12C.	10	6
Tannoy Rectifier Complete	12C.H.	12	6
Mains Transformer	16C.H.	22	6
Tannoy Rectifier Complete	16C.H.	15	6
Smoothing Choke		6	0
4 mfd. Smoothing Condensers, each		5	0
Potential Divider Panel (11 Sections 30-120 volts)		7	6
Model 12C Maximum Output 45 m.a. Components		47	6
Model 16C.H. Maximum Output 120 m.a. Components		62	6

Apply for full details.

**TULSEMERE MANFG. CO.,**  
Tulsemere Road, West Norwood, S.E.27.

'Phone: Streatham 6731.



## 'L & H' SHORT WAVE COIL 20-70 metres.

Specially designed for Empire Broadcast Reception. Price complete with Base, 6/- Wireless World "Regional" Coils. Long and Short Wave. Complete with bases, 23 17 0 per set.

Cosmor "Melody Maker" Coils wound to specification and guaranteed, 7/8 each.

**LAWRENCE & HULL,**  
19, Parkhouse Street, S.E.5.  
'Phone: Rodney 3410.

## RECEIVERS FOR SALE.

**ALL-WAVE** Four and the Famous Everyman Four; high-class sets only, giving maximum efficiency; full particulars and prices on application.—H. Goodwin, Woodcock Hill, Elstree. [0050]

**SOLODYNE**, complete with valves and coils, mahogany cabinet: seen by appointment; £18.—B.V., 10, Parsifal Rd., Hampstead, N.W.6. [6396]

**3-VALVE** Set, with valves and speaker; £6.—Bracey, Factory Square, Streatham. [5481]

**COSSOR** Melody Maker, mahogany cabinet, Cossor valves, Exide accumulator, Ever Ready battery, Marconi loud-speaker and royalties, £12/12, or sets alone, £5/10, all guaranteed.—Norman Hunt, 222, Dunstable Rd., Luton. [6475]

**7-VALVE** Superhet. exceptional good tone and volume, including 6-volt accumulator and 120 high tension; also American loud-speaker, perfect condition; can be seen by appointment; best offer accepted over £20; in London.—Box 4358, c/o The Wireless World. [6473]

**1-, 2-, 3-, 4- and 5-valve** sets sent to you on payment of small deposit; easy monthly instalments complete purchase; a wonderful range of sets and components to choose from; all accessories guaranteed; our brochure contains the most generous offers in Radio.—Send for it to Desk W, New Times Sales Co., 77, City Rd., London, E.C.1. [0080]

**GENERAL RADIO** Set, complete with loud-speaker, headphones, batteries, and new valves; half price, £6, or offer.—Willis, 16, Bushey Park Gardens, Teddington. [6447]

**EPOCH ELECTRICAL SOCIETY.**—At your service.

**EPOCH ELECTRICAL SOCIETY.**—Largest and most comprehensive selection of sets in London.

**EPOCH ELECTRICAL SOCIETY.**—Compare the latest sets side by side in our demonstration room.

**EPOCH ELECTRICAL SOCIETY.**—All good makes from 5/9 to £100 to select from.

**EPOCH ELECTRICAL SOCIETY.**—All sets installed free within 25 miles by our experts.

**EPOCH ELECTRICAL SOCIETY.**—Second-hand bargains in stock, all reconditioned and guaranteed for 12 months.

**EPOCH ELECTRICAL SOCIETY.**—Sets built to order into customers' cabinets or antique furniture.

**EPOCH ELECTRICAL SOCIETY.**—Marconiphone and other sets by 12 monthly instalments.

**EPOCH ELECTRICAL SOCIETY.**—Epoch service is free service.

**EPOCH ELECTRICAL SOCIETY.**—Bring your old set in part exchange for a new one.

**EPOCH ELECTRICAL SOCIETY, Ltd.**, 53, Gracechurch St., E.C.3. Call, write or 'phone Royal 8570 (near Monument Station). [6423]

**WIRELESS** Sets Constructed to specification and rebuilt; prices upon application.—Box 4225, c/o The Wireless World. [6491]

**F. W. SMURTHWAITE, A.M.I.R.E.**, for beautifully made radio apparatus at reasonable prices; every instrument is personally tested by me and guaranteed 12 months.

**THE** Shielded Five, the finest long range receiver on the market to-day, a handsome set, simple to operate, with such power that even the most distant stations can be received at full L.S. strength, perfect quality of reproduction is guaranteed, the amplification being even right down to 50 cycles, whilst volume is under complete control; for the local station three valves only are used; everyone interested in better wireless reception is cordially invited to investigate the merits of this unique instrument, the value is incomparable; price £20.

**EVERYMAN** Four.—This excellent design is still unequalled for all-round results; at least a dozen stations at full L.S. strength any evening; in mahogany or dark oak cabinet, £14.

**NEW** Everyman Four, with shielded valve and screening box; £14/10.

**H.F. Everyman**, the latest design, covers both 2 long and short wavelengths, extremely selective; 217.

**SHORT** Wave Receiving and Transmitting Apparatus of every kind, 2-valve S.W. receiver (similar to W.W. Empire); £7/10; special attention to colonial needs.

**GRAMOPHONE** Reproduction.—Pick-ups, complete amplifiers, etc.; sets adapted to work on either radio or gramophone; H.T. mains units for any voltage output.

**SPECIAL** Bargains.—A few used receivers at very low figures, 2-, 4-, and 5-valve models, also 8-valve super; details with pleasure; all guaranteed perfect.

**F. W. SMURTHWAITE, A.M.I.R.E.**, 15a, Onslow Gardens, Wallington. 'Phone: Wallington 132. [6534]

Mention of "The Wireless World," when writing to advertisers, will ensure prompt attention.

**Receivers for Sale.—Contd.**

**SELECTIVE 3-valve Receiver.** 35 stations on loud-speaker, complete; Brandola loud-speaker, valves, batteries; owner going abroad; £10/10.—Box 4368, c/o *The Wireless World*. [6492]

**AMPLIFIER** 2-valve, Western Electric power, complete with valves and Hezanzith loud-speaker, very little used; offers; deposit, approval.—Davies, 18, Gwendoline, Nantymoel, Glam. [6490]

**EVERYMAN** Four 2-range, exact specification, guaranteed perfect, oak drop front cabinet, valves, Exide 40 a.h. accumulator, 160-volt H.T. Mullard cone speaker, Laker mast, aerial, earth, all almost new; owner going abroad; £20, plus royalties.—Bull, Dagmore, Southampton St., Farnborough, Hants. [6489]

**SECOND-HAND** Sets, excellent value, by Marconi, S. Burndep, Elwell, Read and Morris, etc., at almost junk prices.—See below.

**L.T.** from A.C. Mains.—The Longton unit, the only device able to give it without floating battery, uses gas-discharge rectifying valve; price £7/15.—Read and Morris, Ltd., 31, Eastcastle St., W.1 (faces back of Warnings). [6486]

**MAINS** Sets.—The pioneers in 1924; 25 London hospitals equipped with Read and Morris mains sets from 1925; mains sets from £25.—Read and Morris, Ltd., 31, Eastcastle St., W.1. [6487]

**MARCONIPHONE** 2-valve, with new Marconi valves, perfect condition and reception; £4/10, or offer.—Call or write, A. Nicholson, 131, Stanley Rd., Teddington Middlesex. [6488]

**4-VALVER**, similar Everyman, Litz coils, Ferranti A.F.3, Junior Ampion, with valves, 4-volt 80 actual Exide, without H.T. or cabinet; £15, or near offer.—Box 4366, c/o *The Wireless World*. [6493]

**BATTERIES.**

**WET H.T. Batteries.**—Jars, 2 1/2 x 1 1/2 x 1 1/2, 1/3 doz.; zincs, 1/- doz.; zincs, 1/3 doz.; dozen cells complete (18 volts), 3/6; post 9d. extra; high efficiency, long life, upkeep practically nil; orders for 3 dozen or over packed in special carton with divisions for each cell, usable as container for complete battery; send 6d. for sample complete unit with instructions; write for free lists of wireless bargains.—W. Taylor, 57, Studley Rd., Stockwell, London. [0039]

**A.B. Dry H.T. Batteries** Cost Less Than Many Other Makes; the fact that they are manufactured by Messrs. Thomson Houston & Co., of Paris, is proof of their high quality; further, every battery carries a full and generous guarantee; usual sizes stocked; 60 volt, 100 volt, and grid bias, etc.; ask your dealer for same; if he cannot supply you write us direct; trade enquiries specially invited.—G. E. Ambatiello and Co., Ltd., Ambatiello House, Farringdon Rd., E.C.1. Telephone: Clerkenwell 7440. [0065]

**WHY Buy Accumulators or Dry Batteries?**

**LONDON'S** Leading Hire Service amazingly improves reception, saves time, trouble and money, no big outlay no deposit, pay carman on each delivery; low tensible service, from 1/3 weekly, 1/8 fortnightly, and 2/3 monthly; fully charged and regularly delivered within 12 miles of Charing Cross.

**C.A.V.** High Tension Accumulator Hire Service from 5/- per quarter of 13 weeks; explanatory folder post free.—Radio Service, 105, Torrionia Av., N.W.5. Phone: North 0623-4-5. [5587]

**ACCUMULATORS**, celluloid, flush tops, 1/4 in. thick regular positive plates, by well known British maker, regular new stock, not junk or clearance, guaranteed 12 months; 2 volts 40, 7/6; 60, 9/-; 80, 10/8; 100 amps., 12/4; postage extra; 7 days' approval; terms for quantities.—Haden, 14, Finch Rd., Loxells, Birmingham. [6269]

**EDISON** Alkaline Accumulator, 75 amps actual, 12/6; Ford dynamo, 22/6; both as new; carriage paid.—Westacott, Aylesford, Kent. [6465]

**FREE!**—Sample complete unit of the famous Radio-cell wet high tension batteries sent on receipt of 3d. to cover postage, limited quantity; send also for quotation for complete set (state voltage), reduced prices, quality better, zincs 10d. doz. (postage 4d.); zincs, 1/4 doz. (postage 4d.); jars (waxed), 1/3 doz. (postage 6d.); grid bias units, 9 volts, 2/-; assembled in case, 2/9 (postage 6d.); orders 10/- over post free.—H. G. Brown, 81, Bayham St., London, N.W.1. [6464]

**AN** Illustrated List of Wireless Components, including batteries for wireless traders. Special line in loud-speakers, to retail at 10/6 each; liberal trade discount; don't delay.—Write to-day to Dept. W.W., Perseus Radio, Burton-on-Trent. [6456]

**CABINETS.**


**FIRM** Able to take Contracts for Wireless Cabinet Work; quotations on receipt of particulars or quantities.—196, Lewisham Rd., Lee Green 1206. [5719]

**SOLID** Oak Cabinets, with hinged tops and loose baseboard, American type, well polished; 12x8, 8/6; 14x7, 10/-; 16x8, 12/-; post free.—Phoenix Wood Engraving Co., 28, Market St., Manchester. [6500]

**EVERYMAN** Four Oak Cabinet, 30/-; 2-valve set, 70/-.—Box 4367, c/o *The Wireless World*. [6501]


**SPECIAL OFFER OF BURNDIPT 1925/6 APPARATUS GIGANTIC BARGAINS**

**OFFER No. 1.** (14 only) in Oak or Mahogany. **The Ethodyne 7 valve Set (1925/6 MODELS)**



**SUPER-HETERODYNE RECEIVER** with 2 frame aerials for Long and Short wave lengths. Extremely selective and easy to tune. Easy volume control. As illustrated, but without doors, original price £75, our price **£35 0 0**

**OFFER No. 3 (100 ONLY)**



**Ethophone-Dplex ASK FOR LIST**

A low price 2 valve set that will give magnificent Loud Speaker reception.

Set	..	25 5 0	<b>OUR BARGAIN PRICE</b>
Valves	..	1 1 0	
Coils	..	6 6	
H.T.	..	7 11	
Accumulator (Ever Ready)	..	4 6	
Burndipt Loud Speaker	..	17 6	<b>£5 5 0</b>
Original Price	..	8 4 6	

Your old set (any make) taken in part exchange.

- BURNDIPT** Phone Transformers .. 8/11 each  
 Crystal Detectors, usually 4/-, price 1/11  
**Peter Pan Loud Speaker**, our price 12/11  
 COLLS S. 1, S. 2 & S. 3, 1/6 ea. or 5/6 the set.  
 " size 100 or 300, 2/8.  
 " Short wave coils (the 4) .. 5/6 set  
 " 2-way and 3-way coil holders, our price .. 6 6  
 " .002 Condensers .. 5/11  
 " (use these instead of .0005 for selectivity)

Obtainable only from **Chas. H. Rodwell Ltd.**

**14, RAILWAY APPROACH, London Bridge, S.E.1.**

**THE TRADE SUPPLIED.**

**BRANCHES:**  
 31, Walbrook, E.C.4. Waterloo Stn. (Main)  
 56, The Mall, Ealing, W. Waterloo Rd. Entr.  
 75A, Commercial Rd., Limehouse, E. S.E.1.

**Cabinets.—Contd.**

**PEDESTAL** Cabinets in Massive Oak Jacobean Finish (as illustrated in *The Wireless World*, May 4 issue), for Everyman Four or any set with panel up to 26x8in., stands 3ft. high, 15in. deep, 10in. baseboard included; £25, carriage paid; may be inspected on van before acceptance; fully illustrated folder gives every detail; write to-day.—G. E. Ambatiello and Co., Ltd., Ambatiello House, Farringdon Rd., London, E.C.1. Phone: Clerkenwell 7440. Telegrams: Ambatiello, London. [0055]

**PANELLED** Oak and Mahogany American Type Cabinets, with baseboard and hinged lid, first class finish, 9in. deep, 12x8in., 8/6; 16x8in., 11/6; 24x8in., 15/6; cash with order, post free; other sizes to order; trade enquiries invited.—A. Smith and Co., 114, Plough Rd., Battersea, London, S.W.11. Works, 2a, Fields Mews, York Rd., Wandsworth, S.W.18. [6502]

**ARTCRAFT** Radio Cabinets are Britain's Best Value; satisfaction guaranteed.

**ARTCRAFT** Cabinets, made in oak and mahogany; from 8/- to £6.

**ARTCRAFT** Cabinets can be made to customer's special designs and sizes; estimates free.

**ARTCRAFT** Illustrated Catalogue Post Free; write now.

**ARTCRAFT** Co., 156, Cherry Orchard Rd., Croydon. Phone: 1981 Croydon. [0040]

**COILS, TRANSFORMERS, ETC.**

**AERIAL** Grid Coils and H.F. Transformers for Everyman Four, with chart showing over 40 stations (on L.S.), price 15/- each; H.F. Transformers for the All-Wave, Four, high and low wavelengths, set of two and base, 35/-; all coils of highest quality materials and finish.—H. Goodwin, Woodcock Hill, Elstree. [0051]

**TRANSFORMERS.**—20 to 1, the correct ratio for use with all standard types of gramophone pick-ups; increase the high frequencies, improve quality, and greatly increase total amplification; price 30/-. pos. free. Baily, Grundy and Barrett, Ltd., 2, St. Mary's Passage, Cambridge. [6216]

**B.** and **J.**—2 H.F. Everyman Coils, wound on Paxolin, complete set with bases, £3; B.B.C. coils, only 35/-; 5XX coils only, 22/-; 3 bases, 3/-.

**B.** and **J.**—Everyman coils, screened grid or ordinary; 30/- per pair.

**B.** and **J.**—Our comprehensive guarantee is on every box.

**B.** and **J.** WIRELESS Co., 2-3, Athelstane Mews, N.4. Phone: Mountview 1695. [0042]

**EVERYMAN** Four Coils, 11/- each; 2H.F. Everyman, 63/-, set of 6 coils; all complete with ebonite bases; post free; specified materials only.—B. Rushton, 50, Humber Rd., Wolverhampton. [6410]

**HIGH** Grade Coils, strictly to specification; Everyman Four, complete set, 28/-; 2H.F. Everyman, complete set, BBC, 35/-; 5XX, 22/6; set 3 bases, 3/6; copper screening box, 2/16; Cossor Melody Maker, 7/-; also coils for any set published in the "Wireless World"; send us your enquiries; Standard components at makers' prices.—G. S. Langrick, 76, Victoria Grove, East End Park, Leeds. [6590]

**MOVING** Coils, 7/6; field coil windings.—Vaughton, 88, Vyse St., Birmingham. [6439]

**MELODY** Maker (Cossor) Coils; 8/6.—Vaughton, 88, Vyse St., Birmingham. [6440]

**REPAIRS.**—All L.F. transformers repaired and maximum efficiency attained; 4/-, post free; a 3 months guarantee accompanies every repair; don't discard if burnt out; terms to trade. Transform, 214, High St., Colliers Wood, S.W.19. (New address.) [0085]

**EVERYMAN** Four Coils, exact to specification, with bases, 22/6, c.o.d.; Cossor Melody Maker coils, on Paxolin formers, 7/6, c.o.d.—H. Froeman, 47, Tenbury Rd., King's Heath, Birmingham. [6513]

**SIMMONDS, BROS.**, Shircland Rd., Smethwick.

**EVERYMAN** Four Regular Type coils; 33/- pair, with bases.

**EVERYMAN** Four Long Wave Coils; 33/- pair, with bases.

**EVERYMAN** Four Screened Valve Type Coils; 33/- pair, with bases.

**EVERYMAN** Four 2H.F. Type Short Wave Coils, 41/6 set; long wave, 33/6 set; bases, 1/9 each.

**ALL-WAVE** Four Coils; 42/6 pair, with bases.

**EVERYMAN** Three Coils; 35/- pair, with bases.

**REGIONAL** Short Wave Coils, 34/6 pair; long wave, 48/6 pair; bases, 6/ the two.

**COSSOR** Melody Maker Coil; 8/6.

**ALL** Above exactly to Specification or otherwise approved by "The Wireless World." Screens, boxes, cabinets, all components or complete sets; trade supplied home and abroad; new and revised list now ready, post free, from

**SIMMONDS BROS.**, Shireland Rd., Smethwick. [6319]



## Coils, Transformers, Etc.—Contd.

**C**ROSSOR Melody Maker Coils, wound to specification and then improved; for those who wish to solder connections, soldering tags are provided, or alternatively a screw connection; ebonite feet for mounting, 7/6 each; cash with order or c.o.d.; postage 6d. trade supplied.—New Era Wireless and Electrical Co., Hobmoor Rd., Small Heath, Birmingham. [6445]

**A**N Illustrated List of Wireless Components, including coils, transformers, for wireless traders. Special line in loud-speakers to retail at 10/6 each; liberal trade discount; don't delay.—Write to-day to Dept. W.W. Perseus Radio, Burton-on-Trent. [6458]

**C**ROSSOR Melody Maker Coils, 7/6; Super Seven intermediate amplifier in screened box, £3/15; Everyman 2H.F. coils, as specified, 12/6 each with base; Everyman Four coils, 28/- pair; aerial tested and guaranteed.—Morley, 18, Grangemill Rd., Catford. [6515]

**C**OILS Wound for Any Special Circuit, exact to specification, Everyman Four, 50/-; Everyman Three, 32/-; All-wave Four, 35/6; 2H.F. receiver, short-wave, 26/-; long-wave, 24/-; tubes, 3in. x 3 1/2in., 1/3; spacers grooved with screws, set of 8, 1/-; long, 2/-; coils for Crossor Melody Maker, 7/3 each; Ebonite Panels, 2 1/2in. x 7in., drilled, 5/6; terminal strip, drilled, 2/3; discount to trade.—Norton Bannerman and Co., Hawksley Av., Sheffield. [6517]

## GRAMOPHONE PICK-UPS.

**G**RAMOPHONE Pick-ups.—Transformers, ratio 20 to 1 for use with all standard types of gramophone pick-ups; improve quality and greatly increase total amplification, price 30/-, post free. Baily, Grundy and Barrett, Ltd., 2, St. Mary's Passage, Cambridge. [6217]

**D**ACOL Repairs.—Any make of pick-up improved, old or new. See advert under Repairs. [6264]

**P**ICK-UP Patent 6584, adjustable damping, perfect reproduction, even amplification, weight only 2 1/2oz., 65/-; microphone transformer, 70 to 1, recommended, 25/-.—Pearson Bros., Long Row, Nottingham. [6384]

**P**ICK-UP, latest, used by 2LO for perfect gramophone reproduction; £4/4.—Demonstrations daily by W. J. Turberville-Crewe, W. Inst. R.E., 111, Prince's Park Av., N.W.11. Speedwell 3792. [6469]

## LOUD-SPEAKERS.

**M**IRROFOX Loud-speaker, oval painted polished aluminium diaphragm, mahogany mounted, looks like a mirror, perfectly wonderful reproduction, equal to any speaker double the price; try one on 7 days' approval; satisfaction or money refunded; £2/10, post free.—A. Brixey, Coldharbour Lane, Hayes, Middlesex. [5579]

**B**AKER'S SELHURST Radio for the best Coil Driven Loud-speaker parts at present available; all parts can be inspected at the works at any time.—42, Cherry Orchard Rd., East Croydon. Tel.: Thornton Heath 1488. [6541]

**G**OODMANS Can Give Prompt Delivery of Moving Coil Units; the lowest prices consistent with highest possible grade workmanship; list MC3 on request.—Goodmans, 27, Farringdon St., E.C.4. [0089]

**R**EED Movements.—Double acting reed movements specially designed to operate cone and other large diaphragms, extremely sensitive on small input, yet capable of enormous volume with sufficient input; will work up to a 3ft. cone with ease; no rattle or distortion; 27/6 each; fair allowance on Brown A earpieces, or Lissencolas and other units in part exchange; send stamp for illustrated lists of these and seamless cones.—Goodmans, 27, Farringdon St., E.C.4. [0056]

**B**AKER'S SELHURST RADIO for the Best Moving Coil Speaker Parts Available; write for particulars of the new models; the biggest advance yet made in moving coil loud-speaker design.—Call at our Works, 42, Cherry Orchard Rd., E. Croydon. [6526]

**I**F You are in London Call and See Goodmans' Coil Drive and Reed Units before purchasing elsewhere.—Goodmans, 27, Farringdon St., E.C.4. [0090]


**C**OIL Drive Units from Stock; the usual high standard of workmanship associated with the name of Goodmans, 27, Farringdon St., E.C.4. [0091]

**T**HE New Goodman Junior Reed Movement; 14/6; the finest unit, at anywhere near the price, for driving cone and other large disc type speakers; this unit should not be confused with converted earpieces or gramophone attachments; second only in efficiency and performance to our double acting reed movement; full description in our illustrated lists; free on request.—Goodmans, 27, Farringdon St., E.C.4. [0092]

**K**ONEDOPE Makes Home Constructed Diaphragms Air-and Damp-proof; tins sufficient for 2 large cones, 1/8 post free.—Everyman's Radio Service, Brent St., N.W. 4. [5851]

**D**ACOL Repairs.—Any make of loud-speaker improved, old or new. See advert under Repairs. [6263]

**B**AKER'S SELHURST RADIO for the Best Moving Coil Speaker Parts Available; write for particulars of the new models; the biggest advance yet made in moving coil loud-speaker design.—Call at our Works, 42, Cherry Orchard Rd., E. Croydon. [6527]



## Plantations and Panels.

3. From milky sap to pliable rubber.

**N**OW we know no more the milky fluid collected by the native in the plantation. It has set, junket-like, in the tanks. Now it is removed in slabs and put through powerful roller machines to express the impure serum.

It is only the purest of the long, thin sheets which result that are selected for the manufacture of Resiston Panels. The slightest flaw—and it will never become Resiston.

Look at a Resiston Panel. Examine it closely. Not the slightest impediment will you find, marring its beautiful surface. Nowhere a flaw to be seen prejudicing its great strength. For every Resiston Panel is as near perfect as it is possible to make it. In insulation. In colour permanence. In dielectric constant. Fit Resiston to your Set and know that your panel is right. Ask your Dealer—he knows.

**R**esiston Panel come in 13 stock sizes in black and Mahogany-grained. From 6 in. x 9 in. in black, 3/5 to 8 in. x 30 in. Mahogany-grained 19/-.

**RESISTON**  
PANELS

"24 hours Cut Panel Service"

Adv. American Hard Rubber Co., Ltd., 13a, Fore St. E. C



1034

## Loud-speakers.—Contd.

**W**OOD Horns.—Illustrated list of new models ready; there's one for every speaker base and gramophone attachment.—Maddison, Manufacturer of the Allwoodhorn, 2a Ronalds Rd., N.5. [5845]

**D**IAPHRAGM Dressing, which has stood the test of over 2 years and given universal satisfaction. See you get Dilac. It is not the usual amyl acetate 7 celluloid medium; 1/3 and 1/9 per jar, post free; bronze, gold, or silver stocked.—Goodmans, 27, Farringdon St., E.C.4. [0067]

**D**ACOL Cone Diaphragms.—No matter what unit you are using you cannot equal the results produced by the Dacol diaphragm.

**D**ACOL Cone Diaphragms, finished in Jacobean style to match any furniture or colour scheme.

**D**ACOL Cone Diaphragms require no cutting out, are waterproof and have self adhesive edge.

**D**ACOL Cone Diaphragms.—These diaphragms are used in the world's finest 10 guinea speaker.

**D**ACOL Cone Diaphragms.—These are the only ones ready for use and require no dressing, preparation, or finishing off.

**D**ACOL Cone Diaphragms, 17in. in diameter, complete with 2 cone centres, finished to match diaphragm, adjustable centre screw and screwed rod to fit Brown A, Lissencola, Brown unit, etc.; 4/6, post 6d.

**D**ACOL Specialties.—See advertisement under heading of Repairs.

**D**ACOL Cone Diaphragms may be heard at Davies, Coleman and Co. Ltd. (first floor), 68, Farringdon St., E.C.4. [6266]

**B**AKER'S SELHURST RADIO for the Best Moving Coil Speaker Parts Available; write for particulars of the new models; the biggest advance yet made in moving coil loud-speaker design.—Call at our Works, 42, Cherry Orchard Rd., E. Croydon. [6528]

**R**EPAIRS.—All loud speaker repaired and maximum efficiency attained; 4/-, post free; a 3 months' guarantee accompanies every repair; don't discard if burnt out; terms to trade.—Transform 214, Iligh St., Colliers Wood, S.W.19. (New address.) [0084]

**M**OIVING Coil, as specified by Mr. Haynes, mounted on diaphragm flexible leads, with surround of rubber, ready to fix to plywood ring; 22/6; delivered from stock; other sizes and winding to specification, also other parts.—Andrews, below.

**C**OMPLETE Set of Parts, less woodwork, ready to assemble, as specified by Mr. Haynes in September 28th issue; £5/12/6, plus carriage.—Andrews, below.

**T**O all those interested in moving coil loud-speakers in the Midlands, it would be of interest to them to hear my speaker on 3 valves, giving sufficient volume for the largest households. If too far away ring up Erdington 203 any time during broadcast hours for demonstration.—Andrews, Hunton House, Hunton Hill, Erdington, Birmingham. [0096]

**B**AKER'S SELHURST RADIO for the Best Moving Coil Speaker Parts Available; write for particulars of the new models; the biggest advance yet made in moving coil loud-speaker design.—Call at our Works, 42, Cherry Orchard Rd., E. Croydon. [6529]

**V**AUGHTON, Wireless Instrument Maker, 88, Vyse St., Birmingham. Tel.: Mivvye, Birmingham.

**V**AUGHTON.—Coil drive loud-speaker parts; *Wireless World*, September 28th; made and guaranteed.

**V**AUGHTON.—Accurately machined magnet pot casting, 22/6; frame, 17/6; moving coil, 7/6.

**V**AUGHTON.—Brass bobbins, exact to specification, 5/6; plywood rings, 2/-; ebonised ditto, 2/6.

**V**AUGHTON—Wire (D.C.C.) for above: 14 S.W.G., 2/-; 16 S.W.G., 2/2; 18 S.W.G., 2/6; 20 S.W.G. 2/10; 22 S.W.G., 3/4; 24 S.W.G., 4/-; 26 S.W.G., 4/10; 28 S.W.G., 5/6; 30 S.W.G., 7/3; 34 S.S.C. 10/2; 38 S.S.C., 17/5 per lb.

**V**AUGHTON.—Winding of field coils for coil drive speakers; quotations on application.

**V**AUGHTON.—Diaphragms, insulating varnish, tape, silk, or any material required for speakers. [6437]

**C**OIL Drive Loud-speaker Parts to Suit Your Requirements; lists free, manufactured under the personal supervision of W. J. Turberville-Crewe, M.Inst. R.E., 111, Prince's Park Av., N.W.11. Speedwell 3792. [6468]

**A**MPLION A.C.4 Mahogany Cabinet Cone Speaker, brand new; 63/-.—J. B., 2, Annandale Rd. Croydon. [6476]

**B**AKER'S SELHURST RADIO for the Best Moving Coil Speaker Parts Available; write for particulars of the new models; the biggest advance yet made in moving coil loud-speaker design.—Call at our Works, 42, Cherry Orchard Rd., E. Croydon. [6530]

**S**PECIAL Purchase 1,000 Cone Loud-speakers.—The Loud-speaker De Luxe in bronze, original price £4/4, clearance 30/-; every speaker brand, new and guaranteed; satisfaction or money refunded; sent c.o.d.; trade supplied.—Maxwells, 169, Leith Walk, Scotland. [6452]

Mention of "The Wireless World," when writing to advertisers, will ensure prompt attention.



Loud-speakers.—Contd.

**BURNDIPT Ethovox 5-guinea model, mahogany** norm. complete and perfect condition; best offer over £2/10.—H. 10. Museum Mansion, Great Russell St., London, W.C.1. [6443]

**BAKER'S SELHURST RADIO for Coil Drive Loud-speaker Parts**, as described in "Wireless World," April 13, August 10, and September 28; we manufacture everything at our works, from the pot castings to the finished article; we are thus able to sell a superior article at a reasonable price; all parts are available for inspection; call at our works and judge for yourself the superiority of our parts over all others available.—42, Cherry Orchard Rd., East Croydon Station (20 minutes main line from Victoria Station).

**BAKER'S SELHURST RADIO for Coil Drive Loud-speaker Parts**, described by F. H. Haynes in "Wireless World," September 28.

**BAKER'S SELHURST RADIO for Coil Drive Speaker Parts**.—Quick delivery of magnet units with field windings for use with accumulators or D.C. mains, as required.

**BAKER'S SELHURST RADIO for 2in. Moving Coils**, lightest made.

**FRAMES and Cradles** specially constructed to enable unit to be assembled in a few minutes without tools, from Baker's Selhurst Radio; quick delivery.

**IMPORTANT**.—All coil drive speaker parts supplied by us are constructed by highly skilled engineers of the best possible materials, as we do not depart from specifications given in "The Wireless World" you are assured of good results; we manufacture everything, from the pot castings to the finished article.

**WE** have received testimonials from all over the country and also from Belgium, Holland and Italy, expressing complete satisfaction with the parts and surprise at the wonderful results obtained.

**WE** shall be glad to show you all our coil drive speaker parts at our works at Croydon at any time.—Baker's Selhurst Radio, 89, Selhurst Rd., South Norwood, S.E.25. Works: 42, Cherry Orchard Rd., East Croydon. Phone: Thornton Heath 1488. [6172]

**BAKER'S SELHURST RADIO for the Best Moving Coil Speaker Parts Available**; write for particulars of the new models; the biggest advance yet made in moving coil loud-speaker design.—Call at our Works, 42, Cherry Orchard Rd., E Croydon. [6531]

**VORTEXION Pot Magnets**, moving coils, and mounting castings.—Kirby (Wimbledon), Ltd., 72, Merton Rd., S.W.19. Tel.: Wimbledon 2814.

**COIL Drive Speaker Parts**; pot magnets wound to any voltage; saturation of pots at minimum consumption. Moving coils; the lightest and most robust, wound to any resistance.

**ALUMINUM Castings**, by which the whole can be mounted and centred in a few minutes; no spider support required.

**VORTEXION Pot Magnets** are cast from the finest Soft Grey Iron, and are designed to concentrate the flux through the moving coil, giving the highest efficiency of output for input.

**VORTEXION Parts** are made and guaranteed by Kirby (Wimbledon), Ltd., 72, Merton Rd., S.W.19. Tel.: Wimbledon 2814.

**AS** We Make all these parts Throughout, from the raw material to the finished article, we are able to offer the scientifically correct pot magnet.

**THE** Effect is the gain of that last 10% efficiency which is so necessary for perfect reproduction.

**POT Magnets Supplied**, wound or unwound.

**VORTEXION Pot Magnets**, moving coils, and mounting castings.—Kirby (Wimbledon), Ltd., 72, Merton Rd., S.W.19. Tel.: Wimbledon 2814. [6387]

**BAKER'S Selhurst Radio Moving Coil Loud-speaker Parts** are more efficient than any others; an inspection of all parts at the works.—42, Cherry Orchard Rd., East Croydon, will immediately convince; write for particulars.—Baker's Selhurst Radio, 89, Selhurst Rd., South Norwood, S.E.25. Works: East Croydon. Tel.: Thornton Heath 1488. [6342]

**STAR ENGINEERING**, Didsbury, Manchester, manufacturers of Webson components, were the first firm to manufacture moving coil loud-speaker parts for the home constructor; order Webson parts and obtain the benefit of our long experience.—Star Engineering, Didsbury.

**WEBSON Loud-speaker Parts** are used by editors and writers to the principal wireless journals.

**READ** this Letter, dated 14/11/27, from one of the principal writers to the "Wireless World": Dear sirs, I was staying last week at Castle, with Mr. —, who, you will recollect, I brought to buy my loud-speaker parts; well, the speaker performed magnificently, and Mr. — was highly delighted and not to say very surprised; the reproduction in the lofty rooms of the Castle was beyond description.

**READ** the above letter, and get similar results by building your loud-speaker with Webson parts, manufactured only by Star Engineering, Didsbury, Manchester.

**YOUR** Name and Address, in block letters, will ensure you free lists per return post.—Star Engineering, Didsbury, Manchester. Phone: Didsbury 1785. [6525]

Loud-speakers.—Contd.

**AN** Illustrated List of Wireless Components, including loud-speakers, for wireless traders. Special line in loud speakers, to retail at 10/6 each; liberal trade discount; don't delay.—Write to-day to Dept W.W., Persens Radio, Burton-on-Trent. [6457]

**BAKER'S SELHURST RADIO for Moving Coil Loud-speaker Parts**; write for particulars of the new models now available; the biggest advance yet made in moving coil loud-speaker design; more efficient and of better finish to any others available at the present time; an inspection at our Works at Croydon will immediately convince. [6532]

**ELEPHANTA American Paper** for Cone Loud-speaker Diaphragms, size 20in.x26in., colour art grey, elephant hide grain, reproduces an octave higher and lower than other papers; price, post free 1/9, sheets 3/.—H. Moore, 102, Boleyn Rd., N.16. [6504]

**THE Wonderful True-Voice Loud-speaker**.—A first class moulded oak cabinet cone speaker; its name truly describes its quality of reproduction; comparable in every way with loud-speakers costing double its price; having a 15in. free-edged diaphragm, the base notes come out in their correct value; this is the secret of its natural tone, and the price is only 37/6; order now—cash with order, post paid—as there is going to be a big demand for these remarkable loud-speakers.—A. Smith and Co., 114, Plough Rd., Battersea, London, S.W.11. [6503]

**BAKER'S SELHURST RADIO 42, Cherry Orchard Rd., E. Croydon Station** (20 minutes' non-stop from Victoria Station).—Inspect the new models now available; all parts for moving coil loud-speakers easily assembled without tools; prompt deliveries can now be given.—Baker's Selhurst Radio, 89, Selhurst Rd., South Norwood, S.E.25. Works, Croydon. [6533]

**HORN Loud-speaker**, full size, height 24in., flare 12in., mahogany finish, new; approval against cash; 35/., c.o.d.—Freeman, 47, Tenbury Rd., King's Heath, Birmingham. [6514]

**SPECIAL Vellum Paper Cone Material**, ready cut to customers' size; cones having a high rigidity weight ratio are best; Vellum Paper is stiff but light, making an efficient non-resonant cone; up to 10in. diameter (90°), 2/-; up to 20in., 3/6; state whether for coil or reed.—Konespecialist, Garthridge, Broughton, Preston. [6510]

VALVES.

**SCREENED Grid Valves**

**THE** A.P. 412 S.G. for non-neutralised H.F. amplification super R.C. amplification, and anode bend rectification; this is the only S.G. valve with a triple purpose; amplification factor 110, standard 4 pin base; write to-day for full data of all the A.P. 4 electrode valves.—Aneloy Products, 36, Hindmans Rd., E. Dulwich, London, S.E.22. [5539]

**5/-**.—British valves: 2-volt .06 H.F. and L.F., 2 volt 1 H.F. and L.F., 2-volt 25 P.V., 4-volt .06 H.F. and L.F., 4-volt 1 H.F. and L.F., 4-volt 12 P.V., 6-volt 1 H.F. and L.F., 6-volt 25 P.V.; all one price, 5/- each, and all guaranteed; trade supplied; write your name and address clearly.—H. Howarth, British Valve Depot, 288, Deansgate, Manchester. [6441]

**SPARE Valve Boxes**.—Put your spare valves in a box where they won't get broken, every valve padded and divided from another, safety with satisfaction; 2-valve box 2/-, 6d. every additional valve; postage 6d.—Burnett, 52, Nightingale Rd., Dover. [6512]

**A.P. 4-electrode Valves** are winning through on merit alone.

**BECAUSE** they offer you a new field and a new interest.

**BECAUSE** they really have great advantages with no attendant disadvantages.

**BECAUSE** practically the whole of the money paid for an A.P. valve goes into your valve, not lavish publicity.

**BECAUSE** the published curves and data tell the whole truth and nothing but the truth.

**BECAUSE** they are also the valves for you if you don't wish to alter your set in any way, but merely have a watchful eye upon the biggest item in your running costs—H.T. batteries.

**BECAUSE** it isn't necessary to install a complete new set of valves right away; any A.P. 4-electrode can be used in conjunction with existing 3-electrodes.

**SEND** a postcard to-day for X-ray photographs and characteristics of the A.P. family.

**ANELOY PRODUCTS**, 36, Hindmans Rd., East A Dulwich, London, S.E.22. Phone: New Cross 4074. [6520]

**TENDERS** Wanted.—About 100 3v. .06 amp. non ring valves, all guaranteed unused and perfect.—Offers to Box 4371, c/o The Wireless World. [6535]


CHARGERS AND ELIMINATORS.

**MARCONI D.C.1, I.T., L.T. and C.B.** mains unit, never been used; £4.—Whittaker, Higher Lime, Waterfoot, Rossendale, Lancashire. [6444]

REASONS WHY YOU SHOULD SPECIFY



- 1 If you have electric light, and are still using batteries, you have not experienced the majestic volume obtainable from modern valves when fed with that steady maintained voltage supplied by a Regentone mains unit. Upkeep costs are negligible.
- 2 24 Models are available—one for every type of receiver. You can choose the model exactly suitable for your set and save money.
- 3 We invite you, before definitely deciding to purchase, to satisfy yourself as to efficiency by testing on your own receiver for 7 days without obligation to retain.
- 4 In every Regentone instrument, irrespective of price, quality, workmanship and high efficiency are guaranteed.
- 5 Behind each Regentone instrument are four years' specialised experience.



It describes and illustrates a full range of H.T. units, H.T. and L.T. complete power units, Mains Receivers and component parts for A.C. and D.C.

REGENTONE COMPLETE POWER UNITS MAY BE USED WITH ANY TYPE OF VALVE AND DO NOT NECESSITATE ANY ALTERATIONS TO EXISTING RECEIVERS.

ASK YOUR DEALER OR COME AND SEE US. REGENT RADIO SUPPLY CO.

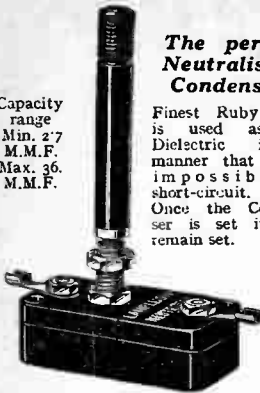
SHOW AND DEMONSTRATION ROOMS: 21 BARTLETT'S BLOGS, HOLBORN CIRCUS, E.C.4. Central 9661.

# NEUTROCON

**The perfect Neutralising Condenser.**

Capacity range  
Min. 27  
M.M.F.  
Max. 36.  
M.M.F.

Finest Ruby Mica is used as the Dielectric in a manner that it is impossible to short-circuit. Once the Condenser is set it will remain set.



**3/6**  
Each

Very compact and can be used for panel or baseboard mounting.

Send for latest catalogue describing many high-class Wireless parts, including the now famous Lamplugh Panel Plate Tuner Unit, itself more than half a set.

# LAMPLUGH BRITAIN'S BEST RADIO

"LAMP-LOO"  
S. A. LAMPLUGH LTD., King's Rd., Tyseley, BIRMINGHAM.

Representatives for London and Southern Counties:—G. C. Shore & Co., 28, Newman Street, Oxford Street, W.1.

## Chargers & Eliminators.—Contd.

**ACCUMULATOR Chargers (A.C.).** 45/- complete, post free; also components for same and for A.C. battery eliminators; fully guaranteed.—Stafford O'Brien and Partners, Ltd., 66, Victoria St., S.W.1. [0052]

**MAKE Your Own High Tension Eliminators and Battery Chargers,** using Croix super-power transformers and filter chokes, guaranteed for one year; wiring diagrams free; set of parts from 16/6; write to-day, stating A.C. or D.C. mains.—The Wholesale Wireless Co., 103, Farringdon Rd., London, E.C.1. [0088]

**PHILIPSON'S Safety High Tension Eliminator** for D.C. Mains, 200 to 250 volts, no hum or ripple, gives 7 voltages from 60 to 135 volts, maximum output 38 M.A.; fitted in well-finished oak cabinet, price £2/19/6, carriage paid.

**PHILIPSON'S Safety High Tension Battery Eliminator** for A.C. Mains, 200-250 volts, gives voltages from 20 to 120 volts at 20 M.A. discharge, and grid bias 5 voltages from 2 to 12 volts, maximum current output 50 M.A.; fitted in well-finished oak cabinet, £5/19/6, royalty 12/6; 12 months' guarantee given.

**PHILIPSON and Co., Ltd., Radio Engineers,** Holland St Works, Astley Bridge, Bolton. Phone: 2038 Bolton. Telegrams: "Safety," Bolton. [0081]

**ARPO De Luxe D.C. High Tension Eliminators,** 6 tappings, for 1 to 6-valve receivers, mahogany cases; 60/-; guaranteed 6 months.

**ARPO** 6-valve Smoothing Chokes, laminated core, most efficient; 15/-.

**ARPO Resistances** tapped 10 points, 10,000 ohms, for 230 volts mains; 6/-.—Arnold Pochin and Bros., Trafford Park, Manchester. [6085]

**TIP-TOP Value, rock bottom prices;** power transformers, full wave rectification, 150v. 50m.a., and 5 volt, 17/6; chokes, 5/6; power valves, 7/6; kit of components, including 2 power valves, 62/6; carriage paid; lists free.—Simpson, Jesmond Place, Leeds. [6296]

**GRAND'S D.C. H.T. Units** are constructed from reliable components to a tested and proved specification; competition defied, comparison invited.

**GRAND'S D.C. H.T. Units,** 7 days' trial, guaranteed 12 months, 3 models; 60v. 19/6; 60v. and 100v., 23/6; 60v., 90v., and 120v., 27/6, c.o.d., post free.—Patentee, S. E. Grand, 88, Fenchurch St., E.C. [6398]

**A NEW D.C. Eliminator** by a firm specialising in the very best of workmanship, components and construction, regardless of the competition of cheap jacks and their cheap(?) results; our customers will recall "An Introduction" to the effect in our earlier catalogues; our new model gives a range of 1 to 10 tappings, 10 to 150 volts, output 50 m.a.; can be used on any receiver where direct current is available; absolutely foolproof and guaranteed 6 months; quality, excellent results, and a guarantee; you may have these at a reasonable cost; price 39/6 complete; postage and packing free.—The Harton Radio Engineering Co., Ossett, Yorks. [6484]

**EPOCH ELECTRICAL SOCIETY.—Why bother with batteries?** Consult our experts free about an eliminator.

**EPOCH ELECTRICAL SOCIETY.—Largest variety** of eliminators and chargers.—53, Gracechurch St., E.C.3. [6421]

## WIRE.

**WIRE** of any size or kind from Vaughton, 88, Vyse St., Birmingham. [6438]

**LITZ Wire (Lewcos),** 27/42s., any length, 1d. per foot, 50 yards 11/6; 9/38s., 4/- per 50 yards, post free.—Stoner's Radio Service, 42, Wellesley Rd., Wanstead, E.11. [6466]

## COMPONENTS ETC., FOR SALE.

**BELLING-LEE Panel Fittings** are designed to give an expert finish to any home-constructed set; catalogue post free.—Belling and Lee, Ltd., Queensway Works, Ponders End, Middlesex. [0018]

**REED Movements.—Double acting reed movements** specially designed to operate cone and other large diaphragms, extremely sensitive on small input, yet capable of enormous volume with sufficient input; will work up to a 3ft. cone with ease, no rattle or distortion; 27/6 each; fair allowance on Brown A earpieces, or Lissencolas and other units in part exchange; send stamp for illustrated list of these and seamless cones.—Goodmans, 27, Farringdon St., E.C.4. [0049]

**A.J.S. Headphones,** light, strong, adjustable Headsets, perfectly clear and comfortable, full makers' guarantee, list price 15/-; on 7 days' approval; satisfaction or money refunded; 10/6, post free.—A. Brixey Coldharbour Lane, Hayes, Middlesex. [5578]

**TANTALUM.—Tantalum metal sheet** for A.C. rectifiers, tungsten, molybdenum, selenium, woods, metal, crystals.—Blackwell's Metallurgical Works, Liverpool. [5745]

# NO CRACKLE



# NO VOLT DROP

The flow of power from Eltax Batteries is smooth and silent. There is no loud speaker crackling—no sudden drop of voltage as the evening's programme progresses. Instead there is perfect enjoyment of pure reproduction.

Eltax Batteries are on sale at the best dealer in your district—one price volts.

**7/6**

# ELTAX

RED SEAL  
H.T. BATTERIES.  
THE LANGHAM ELECTRICAL SUPPLIES CO.

Battery Specialists,  
52, Dorset Street, London, W.1.  
Telephone: Mayfair 0262.  
Telegrams: Outillage, Baker, London.

# Have You tried PERTINAX

## the new Panel

Compare our prices for COSSOR MELODY MAKER 7" x 21" and EVERYMAN FOUR 8" x 26" (see price list). Practically unbreakable (withstands 20 tons per sq. inch). Does not warp, soften or burn under heat (up to 180° C.) Colour does not fade. Dielectric constant 4.5. WHY PAY MORE? We guarantee Pertinax to be perfectly satisfactory.

**MONEY RETURNED** if not satisfied on return of Panel undamaged.

Made in highly polished Natural Brown (especially recommended) Walnut, Mahogany and Black. Special sizes Natural 5/8d. per sq. inc. wood finishes 3/4d.

Send P.O. stating finish required to  
**GEO. L. SCOTT & Company, Ltd.,**  
69, Fleet St., E.C.4.



Mention of "The Wireless World," when writing to advertisers, will ensure prompt attention.

## More Power to your Wireless!

# "LEION" RADIO POWER UNIT

(See "Wireless World," May 4, 1927)

It gives steady, silent power—volume without background.

To B.E.S.A.

Specifications.

5 years Guarantee.

MAKERS:

**P. B. G. Ltd.,**

10, Vyse St., BIRMINGHAM.

For all types of D.C. Supply.



H.T. & Charger.

Agencies Vacant.

Components, Etc., for Sale.—Contd.

**AERMONIC Valve Holders** are the finest value in British made components; model H antimicrophonic, 1/6 each.

**GRID Leak Holders** for Vertical or Horizontal Mounting, Bakelite mouldings with adjustable springs, fitted terminals, Aeronic No. 1; 1/6.

**ANGLE Bending Pliers**, Aeronic; one nip of the jaws bends wire to a right angle, indispensable for workmanlike wiring; price 2/—each.

**GRID Leak Clip** for Mounting Direct on the Wires, Aeronic No. 2; 4d.; if your dealer does not stock, write for free list to the manufacturers.—James Christie and Sons Ltd., West St., Sheffield. [0078]

**RESISTANCE Capacity Coupling Units**—First stage, Anode R, .5 meg, second stage, anode R, 2 megs, both stages; grid leak, 5 megs; condenser, .001 mfd; Pvc anti-microphonic valve-holder, mounted on enrid base; 7/6 cash, 8/6 c.o.d.—C. H. P. Nutter, F.R.A., Radio Corner, 243, Selhurst Rd., South Norwood, S.E.25. [6134]

**BRANDES 111A 3-valve receivers**, £6/15, royalties extra; Brandes condenser, 0005 15/6, 0003 15/-; Brandes headphones, 13/6; all speakers (Brandes) in stock; Marconi all-power unit, D.C. £6/10, A.C. £9/-; H.T. supply units, D.C. 1-2 valves, 35/-; for multi-valve sets, £4/2/6; when ordering kindly state voltage of mains.—Radio Service Depot, 678, Washwood Heath Rd., Birmingham. [5447]

**TELETRON**—The one wire long distance remote control, the simplest remote control to install, one wire only required; private houses, Teletron will enable you to control the receiver from any room; estates, Teletron can link up all outlying cottages to one central receiver, a single wire covers any distance; Teletron is invaluable for institutions and hospitals; Teletron can be used with any type of receiver, price 35/6, post free.—Baily, Grundy and Barrett, Ltd., 2, St. Mary's Passage, Cambridge. [6028]

**SCREEN Boxes** made of Planished Copper to specification for the Two H.F. Everyman receiver; price 15/- each, post free, cash with order.—Ripby and Woolfenden, Sheet Metal Workers, Rochdale. [6252]

**EVERYMAN Coils**, exact to specification, 3-4-5, 15/- each; All wave (May 11th), with base, 42/- pair; regional low wave, 32/-; long wave, 46/- pair; bases, 5/- pair; quality three, 16/-—Jennings, below.

**2HF Everyman Coils**, 12/- each, bases 1/6 each, set of 6 coils and 2 bases, 72/-—Jennings.

**SCREENS** and Boxes for all Everyman Receivers.—Jennings.

**LITZ Wire**, 27/42 (Lewcos), 70 turns 4/8.—Jennings.

**SPACERS** grooved with screws, 8 aerial or anode, 1/-; All-wave, 6 short 1/-, 12 long 2/6.—Jennings.

**TUBES**, genuine Mikapac, 3in.x3 1/2in., one 1/6, two 2/6, three 3/6; Cossor Melody-maker, 7in x 4in., 2/6.—Jennings.

**COSSOR Melody-maker Coils**; 7/—Jennings. Radio, Jennings Row, Birmingham. [0075]

**SHORT-WAVE Wavemeters**, 18-70 metres, every instrument individually calibrated by hand; enables any required station to be found immediately; in upright mahogany cabinet, complete with full instructions, 35/-, cash or c.o.d.—Deepees, 22, Ganton St., Regent St., W.1. [6235]

**REPAIRS**—Any make of L.F. transformer, headphones, or loud-speakers repaired and maximum efficiency attained; 4/- post free; a 3 months' guarantee accompanies every repair; don't discard if burnt out; terms to trade.—Transform, 214, High St., Colliers Wood, S.W.19. (New address.) [0085]

**CROMPTON Dynamos**, shunt wound, 4 pole, in new condition, 30 volt 10 amp., £25/10; 36 volt 15 amp., £6; 36 volt 20 amp., £6/10; 50 volt 10 amp., £7; 50 volt 15 amp., £7/10; 50 volt 25 amp., £8; 50 volt 30 amp., £8/10; 70 volt 10 amp., £7; 70 volt 15 amp., £7/10; 70 volt 20 amp., £8; 70 volt 25 amp., £9; 70 volt 30 amp., £9/10; 100 volt 10 amp., £7/10; 100 volt 20 amp., £8; 100 volt 25 amp., £9; other machines, makers, Siemens, Crompton Cuttings, Westinghouse, B.T.H., etc., etc., 100-110 volt 33 amp., £12; 100 volt 40 amp., £14; 200 volt 20 amp., £14; 6 volt 75 amp., Plater, £8; 12 volt 12 amp., £3/10; 30 volt 10 amp., £4; 100 volt 4 amp., £3/10; and every other size in stock.

**STORAGE Batteries**—Edison nickel steel 180 amp. hours, 16/- per cell, Fuller's 2 volt 80 amp. actual, 18/- per cell; 2 volt 50 amp., 12/6 per cell; 25 to 100 volt sets in stock.

**GENERATING SETS**—Austin 4-cyl. petrol electric coupled to 100-110 volt 25-30 amp. generators, £45; standard sets, £45, with switchboards.

**FITTINGS**—Marconi charging boards, £3 each; Park Royal switchboards, heavy type, £4/10; automatic cutouts, Neville type, from £2; C.A.V. cutouts, 15/-; shunt regulators, from 7/6; all sizes of cables and flexes, etc., etc.

**T. W. THOMPSON and Co.**, Government Surplus Depot, 39-43, London St., Greenwich, S.E.10. Tel.: Greenwich 1259. Offices and showrooms, 1, South St., Greenwich, S.E.10. [6344]

Electradix Bargains

**TABLE ELECTRIC PROJECTORS** for Photo Slide or Home Television experiments, 4 Magnif. and focus lenses, swivel stand. Socket cord and plug for supply mains or battery. Sale 25/-, Few only. Handsome present.

**VALVE BARGAINS**, AC to DC 50 ma Cossor, B.T.H., M.O., &c., with Holder, 8/6. List 25/-. Neons 2/6. 8 v. Grid Bias Battery, 1/-.

**BARGAIN RECEIVERS**, Royalty paid. All first-class make. Free trial, 2-Valve, No. 33 Marconi plug coils, all waves, 50/-; 2-Valve Mark 32, 250 to 1,800 metres, £4. Western Electric 3-Valve, £8 5s. 3-Valve Aircraft, £4. Polar 4, Pol. Cab., £6 10s. 5-Valve R.A.F. with Valves, £5. 6-Valve Marconi de Luxe, £8. Sterling Surplus Anodian, £5 10s. Marconi R.B.10 Crystal and 1-Valve closed Cabinet. Complete with Valve, 22/6. Marconi Screened 6-Valve, £12. Cost £50. Paxolin Tubes, 3in. x 2 1/2in., 4d. each; 2 1/2in. x 2 1/2in., 3d. each.

**RELAYS**. We have a large stock, all ranges. Western 25/-; G.P.O. 40/-; Magnetic Relays, 10/-; Dixon Fil. Distant Control Switches auto. on and off, 15/-, List 30/-.

**LOUD SPEAKERS**, 5 gns. Viola Cabinet is the greatest Bargain ever. Wonderful tone. Sale 25/-, Western Electric, new, 2,000 ohms, reduced from 35/- to 15/-; T.M.C. Loud speakers, 2,000 ohms, 10/-; Amphion, 26/6; Texas Cone, 2,000 ohms, with cord, 25/-, Dr. Nesper, 10/-.

**SPEAKER PARTS**, Plated Paper, 2/-, Twin 12 in. nickel rims, 5/-, Reed phones, with needle, Brown's "A" 13/6; Skinder Reed Units, Powerful Reed, etc., 10/-, Crystal Amplifiers, for L.S., 25/-.

**MICROPHONES**, Sensitive Buttons, Mica diaphragm, amplify without valves, detectaphone tests, etc., 1/-, Skindervaken, 3/-, Wireless Hand Micros., 15/-, Micro. Transformers, 100-1, 4/6.

**WAVEMETERS**, All ranges at greatly reduced prices, 40 Metres, 30/-, Townsend's from 35/-.

**GYROSCOPES**, £25 Navy Torpedo in mahogany cases. Beautiful workmanship. Price 15/-.

**MAIN UNITS**, THE DIX D.C. No Live Terminals. Filters any voltages from D.C. mains; 3 taps, 30/-, A.C. Rectifying H.T. Unit with Control and 3 Taps. Contains special Filter Unit, £5.

**PARTS. Condensers**, 2 mfd. Ex W.D., 2/-; new 4 mfd., 6/6; 10 mfd., 15/-, Fulltype Chokes, 200, 1/-; 600, 1,000 ohms, 1/6. Power chokes, 1,400, 3,000 ohms, 4/6. 2 Electrode Rectif. Valves, 7/6. Transformers, 220 volts to 3, 5, or 8 volts, 12/6. To 20 volts, 14/6. Double wound for H.T. from A.C. mains, 220 volts, two centre tap secondaries for H.T., 20 ma, 25/- each; 50 ma, 37/6. New 8-v. Grid Bias Battery, 1/-, 11/- doz.

**WIRES** at half prices. Heavy Twin Flex, 2/6 doz. yds., post 3d. Light Twin Flex, 2/- doz. yds., post 3d. 4-way Flex, 3/- doz. yds., post 4d. Rubber Vul. Lead-in wire, 1/3 per doz. yds., post 3d. 5/36 Single Flex, silk braid covered for Frame Aerial wiring, 1/6 doz. yds., post 3d.

**L.F. AMPLIFIERS**, 1-Valve, 20/-; Marconi 2-Valve, 35/-; 3-Valve L.F. Switch, for 1, 2, or 3 v., etc., in cabinet case, tested, £2 10s. Valves extra. Western Electric 2-valve in Mahogany Cabinet, £3. Ex W.D. 7-valve set for Super Het, £5.

**POLAR SURPLUS**, Precision Condensers. Full Dial sq.-law, .0003 mfd., 3/6; .0005 mfd., 4/6; List 12/6. Panel 3-gang Triple, 8/-, list 15/-. Penton .001 Panel, 1-hole fixing Varia. Condensers, 2/6, list 8/- Polar Rheos, 1/3, list 4/6. Polar Panel, 2-way Coil Holders, 2/9, list 7/6. Polar Varia. H.F. Transformers, 300/500, 3/6, list 8/6. L.F. Gambrell, Inter-valve, 7/6, list 15/-. Polar Variometer panel and dial, list 21/-, Sale 8/6. Polar Detectors, Everest, 1/9.

**INSTRUMENTS**. We are specialists and makers. Morse Recorders, £7 10s. Multi-Range. Testers, A.C. and D.C. Resis. Capacity and Inductance Bridges. Microammeters 60/-, panel meters at rock bottom prices. The finest of all is:

**THE DIX-ONEMETER**. The 55 Range "Rolls Royce" of Radio. An instrument of exact precision reading, 40 micro-amps to 20 amps., 2 milli-volts to 2,000 volts. Measures Crystal Signals or Resistances from 50 ohms, to 50 megohms. Instrument De Luxe, 55/-. Multipliers, each 6/6. **AERIALS**, Frame Aerials, midtap, 10/-, Pocket R.A.F. 110 ft. stranded cop., 1/3. Aeroflex, 49 strand cop., 100 ft., 1/4. Navy 7/22 Enam. bronze 3/-; 100 ft. Electronic, 1/3. Maxi, braided cop., 50 ft., 1/3; 100 ft., 2/-. Indoor Aerial wire, 22 gau., 1/- 100 ft. Earth wire, 1/3 doz. yds. **MASTS**, R.A.F. Steel Tubes, 15 ft., 7/6; 20 ft. 10/-; 30 ft., 14/-, in 2 ft. 8 in. x 1 1/2 in. sections. Heavy Mast Sections, 4 ft. 3 in. long, 2 1/2 in., 5/- each. There is no Catalogue existing to equal our 72-page 600 illustrations Winter issue. Costs you 4d. and saves pounds.

**ELECTRADIX RADIOS**, 218, Upper Thames St., E.C.

Components, Etc., for Sale.—Contd.

**COMPONENTS**, etc., new and second-hand, to clear at exceptional prices; send postcard for list, mention clearance.—Ellis Nicholls and Co., 132, Caledon Rd., East Ham, London [6272]

**CONSTRUCTORS**, send us your requirements; components, sets, cabinets, etc., at special prices.—Poveys Woodman St., Stockport [6417]

**AN** Illustrated List of Wireless Components for Wireless Traders. Special line in loud-speakers, to retail at 10/6 each; liberal trade discount; don't delay.—Write to-day to Dept. W.W., Perseus Radio, Burton-on-Trent. [6459]

**A MATEUR Surplus**—1st and 2nd Eureka trans., 2-volt valves, Cossor, Mullard, Neutron, Lewcos S.P. Trans. 0005 variable Ormond and Newey, Amphion A.R.38, coils, switches, etc.—Foot, Farmleigh Garage, Totteridge. [6483]

**TO** Constructors: When you want anything Wireless, it will pay you to send list of requirements to address below, when special quotation will be sent by return post.—B.M./JEFS, London, W.C.1. [6477]

**WESTON** 506-15 M/A, 27/6; Sifam voltmeter, 6/120, 6/-; both new; Marconi QX, 6/-; Mullard DFAL, 5/-; Utility 2-way, 2/-; Lissenola and reed, 7/6.—Beeson, Southwell, Notts. [6474]

**IGRANIC** Absorption Wavemeter, with C coil, 35/-; Weston type 506 double reading voltmeter, 30/-.—Box 4359, c/o The Wireless World. [6472]

**FOUR** Cydon Dual Log Mid Line Condensers, .0005; list 25/6 each, accept £2/5 the lot.—Forwood, Limsfield, Surrey. [6461]

A Few R.S. Co. Special Lines:—

**CHAKOPHONE** Tuner with Reaction, 300-2,000 metres, complete with fitting instructions; 8/-.

**TUNEWELL** Coils, air-spaced, robust, efficient, 25, 35, 50, 75, 1/6; 30, 40, 60, 100, 1/8; 125, 150, 2/3; 175, 2/6; 200, 2/9; 250, 3/3.

**TERMINALS** with Nut Washer and Indicating Label, 2BA Pillar and Phone, 4BA WO, 2/- doz.; plated, 2/6 doz.; 4BA Pillar and Phone, 1/9 doz.; plated, 2/3 doz. (state markings).

**COILHOLDERS**—Single bbd. with terminals, 10d.; 2-way geared, long handle bbd., 2/9; push-pull battery switches, 11d.; valve holders, Excelsior, 1/-, anti-mica, 1/4; red and black flex, 1/6 doz. yards; R.C. cable, 2 mm., 1/-; 4mm., 1/9; 5mm., 2/3 doz. yards; insulated staples, 1/9 100; hooks, 9d. doz.

**KITS** of Parts Supplied to Order.

**SEND** Your Enquiries and for Free List; postage paid on all orders over 5/-.—Radio Supplies Co., 37, Bedford St., Leamington Spa. Official Traders and Repairers to R.S.G.B. & W.L. [6455]

**DECKOREM** Cable Plug.—The most efficient method of grouping battery leads together, which enables H.T. and L.T. circuits to be broken simultaneously; fitted with removable cover, terminals are provided for inside connections; special 4- or 5-way cords can be supplied; price 2/6 each.—Four catalogues free from A. F. Bulgin and Co., 9-10-11, Curator St., Chancery Lane, E.C.4. [6450]

**LOEWE** Valves, N.F., two, 25/- each, unused; Igranic and Lissen X coils, 150-2,000, 15/- set; portable super het cabinet, 15/-; perfect condition.—Box 4322, c/o The Wireless World. [6453]

**STORRY** Specialities.—Mars aerial wire, 84 strands, usually 9/6, offered at 3/-; Devicon .0005 variable condensers, square law, 3/6; guaranteed and post paid.—Storrys, Ltd., Eastbank St., Southampton. [6446]

**DIX-ONEMETER**, new, cheap, only 40/-; multipliers, 4/6 each; order early to avoid disappointment.—Write BM FLMB, W.C.1. [6408]

**A MATEUR** Wishes to Reduce Stock; bargain list free.—40, Kenwood Rd., Oldham. [6508]

**EPOCH ELECTRICAL SOCIETY**—All standard E.P. lines and best foreign components in stock; mail orders despatched same day.

**EPOCH ELECTRICAL SOCIETY**—Constructors' requirements specially catered for; let us quote for your kit.

**EPOCH ELECTRICAL SOCIETY**—Buy your Epoch and be safe. Guaranteed goods only stocked.

**EPOCH ELECTRICAL SOCIETY**—Parts for all Wireless Press circuits at lowest prices.

**EPOCH ELECTRICAL SOCIETY**—Bring your old components in part exchange for new ones.

**EPOCH ELECTRICAL SOCIETY**—Repairs, re-wiring, modernising, etc., carried out by real experts.

**EPOCH ELECTRICAL SOCIETY**—Consult our experts upon your problems; no charge or obligation.

**EPOCH ELECTRICAL SOCIETY**—Our experts will guide you in the economical choice of parts for any circuit. Circuits free.

**EPOCH ELECTRICAL SOCIETY, Ltd.**, 53, Gracechurch St., E.C.3. Call write or 'phone Royal 6570 (near Monument Station). [6420]

If you want the  
Best Reception  
COVER YOUR CONNECTING  
WIRES WITH GENUINE  
**SISTOFLEX**  
SLEEVING

4 1-yard lengths  
to cover S.W.G.16.

1/3

OR USE

**ESSELLITE**

Insulated coloured connecting wire  
S.W.G. 18 red, black, blue and yellow.  
4.5-foot coils 1/3 — 4 10-foot coils

If unable to obtain from  
your nearest wireless shop,  
send cash with order to us.

2/6

**FOR PANELS**

S L Smooth matt finish **EBONITE**  
Regal, polished one or both  
sides, as tested by N.P.L., do.  
give best results.

Insist upon these qualities from your  
nearest Wireless shop.

**SPICERS**  
LIMITED

WIRELESS DEPARTMENT

19, NEW BRIDGE STREET LONDON, E.C.4.  
Telegrams: "Nykinging Ltd, London."  
Telephones: City 8251. Private Exchange (Extension 49).

One Year's Guarantee.



"C.S.I."

**L.F. TRANSFORMER.**

Every C.S.I. Transformer is actually tested  
on aerial before despatch and is guaranteed  
for one year from date of purchase. We  
confidently claim it to be equal to the best  
on the market.

Test it for yourself, and if not satisfied  
your money instantly refunded.

Ratios 5-1, 3.5-1, 2.5-1.

Entirely British.

12/6

THE CURZON SCIENTIFIC INSTRUMENT CO.,  
1 WINCHESTER HOUSE, BLACKHEATH S.E.3



Mention of "The Wireless World," when writing to advertisers, will ensure prompt attention.

Components Etc. for Sale.—Contd.

A.F.3, 18/-; tangent F.L. 4/6; Mullard .06 valve  
L.F. 5/6; Utility knob switch, 3-pole, 2/6.—  
Arme, Alstonfield, Ashbourne. [6494

**300** v. 40ma. D.C. H.T. Generator, M.L. input,  
6-12v., complete ampmeter, milliampmeter,  
chokes, condensers as new, £5/15; 2 new QX valves,  
£11; 12-50m. Hartley receiver, 25/-—184, Crewe St.,  
Derby. [6495

**POLAR** Senior .001, 3/-; Utility .0005, 2/6; Polar  
R.C.C., 4/6; Cossor black 210, 4/6; Burndept  
S.1 2, 3 and 4 set, 4/6; Igranic 150, 200, 300,  
400, 3/- each, or 5 13/6; desk cabinet, 18x10, 6/6,  
all post free.—Shaul, 76, Helix Rd., Brixton Hill.  
[6496

**L**EWCO'S Transformers, 250-550 S.P., 5/6; S.S., 5/6;  
1.000-2.000 S.P. 5/6. S.S. 7/6; aerial coils, Lew-  
cos 250-550 3/6, G.R. Co. 277/D, 4/6, all as new;  
Burndept super vernier dial, 3/-; exchanges considered;  
wanted, good slow motion .0005 H.F. choke, L.F. trans-  
former, 2nd stage.—Webster, 96, Marshall Rd., Shel-  
field. [6497

**A**LMOST Incredible Increase. both volume and  
purity, from simple choke unit, determining abso-  
lutely correct inductance and capacity; £2 improvement  
guaranteed for 10/-.—Repairing Syndicate, 39, Cur-  
sitor St., Chancery Lane. [6522

Do You Want Cheap Radio? We have it.

**V**ALVES.—Triotron 2v. 2, 3/9; 4v. .06, 4/6; 2v.  
.05, 5/6; 4v. .1 power, 7/6; 4v. 2 super power,  
7/6; 2v. .1 super power, 7/6; radio micro (Dario)  
2v. .05, 7/6; 2v. 2 super power, 10/9; 4v. .05, 7/6;  
4v. .1 super power, 10/9; type K (Dutch) 2v. 2,  
3/6. Burndept Ethovox Junior loud-speakers, retail  
£2/2, our price £1/10; Microflex vernier dials, the  
slowest motion dial on the market, 5/-; rheostates,  
8 and 30 ohms, guaranteed 1/3 each; valve holders,  
Harbe, anti microphonic, 1/1 each; condensers, low  
loss, S.L.F., .0003 4/3, .0005 4/6, with 4in. engraved  
dial; logarithmic .0003 4/-, .0005 4/3, with 4in.  
dial; transformers, Habana, 3 to 1, and 5 to 1, 3/6;  
Croix 3 to 1 and 5 to 1, new pattern, 3/9; Polo  
batteries, 100v. 11/6, 60v. 6/-, tapped every 3 volts;  
3v. grids, tapped 1 1/2 volts, 1/3; 4 1/2v. flash lamp  
batteries, 3/11 dozen; trade enquiries invited; all  
goods are post free, and valves are exchanged free,  
providing they still light up.—A. Morris, "West-  
lene," Charteris Rd., Woodford Green, Essex. [6521

**A**MATEURS!—Block condensers, guaranteed, 750v.  
D.C., 500 A.C., 4 mid., 5/9; 2 mid., 3/4; 500 D.C.,  
300 A.C., 4 mid., 4/11, all new; Ferranti A.F.3, 20/-;  
Ideal 18/-, perfect.—Liang, 7, Campden House Rd.,  
Kensington, London. [6519

**S**CREEN Coils.—Split primary aerial, 250-550,  
1,000-2,000, 5/6; split primary, H.F., 250-550,  
7/6; 1,000-2,000, 7/6; split secondary H.F., 250-550,  
7/6; 1,000-2,000, 11/-; 6-pin Bakelite base, 2/- each.  
—Below.

**E**VERYMAN Four Coils, complete with base; aerial,  
15/-; transformers, 15/-; 28/- set.—Below.

**H**YDRA Fixed Condensers, tested 500 volts; .25  
M.F., 2/-; .5 M.F., 2/3; 1 M.F., 2/6; 2 M.F.,  
3/6 each; other capacities in stock.—Below.

**V**ARIABLE Condensers.—S.L.F. .0003, .0005, 7/6  
each; L.M.L. .0005, .00035, .00025, 10/6.—Below.

**S**UPER Filament Resistances, 7, 15, 30 ohms, panel  
or baseboard types; 2/6 each.—Below.

**V**ALVE Holders, antimicrophonic; 1/6 each.—Below.

**H**.F. Chokes and Anode Resistances, 60,000, 80,000,  
10,000 ohms; 5/- each.—Below.

**L**ITZ Wire, 27 1/2, 20 yards, 5/-; 50 yards, 12/-;  
9-40, 150 yards, 9/6; other lengths pro rata.—  
Below.

**P**AXOLIN Tubes, 3in.x2 1/2in., 1/6 each; ebonite  
spacers and screws complete, 2d. each.—Obtain-  
able all dealers or Stone Mfg. Co., 108-9, Great Saffron  
Hill, London, E.C.1. [0068

**T**RANSFORMERS, R.2, Igranic, Brunet, Oajah  
H.T.; valves, 2v. D.E.I.F., D.E.G., 2 D.E.R.,  
all new, 2 D.E.R., 1 A.R.D.E., S.H.; 11 condensers,  
variable and fixed coils, 25, 35, 50, 60, 75, 100, 200,  
250; accumulator charger, potentiometer, Dewar  
switches, coil holders, and other parts for disposal  
cheaply.—Hobson, 5, Fryston Av., Croydon. [6499

**B**BROWN Microphone Amplifier, input and output  
120 ohms, perfect condition; £2/10, or would  
consider exchange.—Grimes, 44, Miles Rd., Epsom. [6493

MISCELLANEOUS.

**H**YDROMETER, British made, suitable for all acid  
lead accumulators, high quality instrument,  
scarcely constructed, recommended by leading wireless  
journals; post free 4/6, with booklet, "Accumulators  
Explained."—Utility Syringe Hydrometer Co., Dept.  
G, 16, Howard Rd., Ilford, Essex. [0060

**T**HE Wireless Doctor Will Call (London and Home  
Counties) if your set is troublesome; no cure, no  
charge; Wireless Association registered repairer; sets  
installed maintained and brought up to date; ex-  
periments and testing undertaken; Solodyne demon-  
strated.—Alexander Black, 2a, Woodville Grove, N.16.  
Clissold 3687 and Victoria 6215. [5841




**ANODE SUPPLY  
FILAMENT SUPPLY  
ROTARY-TRANSFORMERS**

Input ..... 12 to 250 v. D.C.  
Output ..... to 1,000 v. 100 w.

**MOTOR-GENERATORS**

Input ..... A.C. or D.C.  
Output ..... to 170 w. H.T., or  
80 w. H.T. & 80 w. L.T.

Efficient. Silent. Ripple-free.



**M-L MAGNETO SYND. Ltd.,  
Radio Dept., COVENTRY.**

(\*Phone: 5001.)



**STERLING  
SQUARE LAW  
CONDENSERS**

at about

**50% OFF LIST PRICES.**

.00025 ordinary type .. Price 4/3 each.  
.001 with VERNIER .. " 5/- ..  
.00025 with VERNIER .. " 4/6 ..  
.001 GEARED 'SLOW MO-  
TION' CONDENSERS .. " 6/- ..  
.00025 GEARED 'SLOW  
MOTION' CONDENSERS .. " 5/- ..

also

**WESTERN ELECTRIC  
LOW LOSS CONDENSERS.**

Type 7. .0005 for panel mounting.  
Type 8. .0005 fitted with long shaft for  
back of baseboard mounting.

**EITHER TYPE PRICE 4/9 EACH.**

(Please state type required)

The above prices include postage.

Every one of these condensers is  
GUARANTEED BRAND NEW and  
IN PERFECT ORDER, as received  
from the makers, and is supplied  
complete with knob and dial.

7 days approval against cash.

Terms CASH WITH ORDER.

**LIGHTFOOT BROTHERS,  
5, SAINT GEORGES ROAD, (ELEPHANT &  
CASTLE), LONDON, S.E.1.**

\*Phone: "Reliance 1777."



**"GETTING THE MOST OUT OF RADIO"**

**A MONSTER EDUCATIONAL CATALOGUE**

A sumptuous 76 page Art paper Publication with a 2-colour cover. It contains:—

- (a) 130 Illustrations.
- (b) 200 Instruments, Components and accessories detailed.
- (c) An 8-page article "Getting the Most out of Radio."
- (d) Articles on every aspect of Radio.
- (e) Guide to best circuits, books, periodicals, receivers.

You should write for your copy NOW.

**1/- POST-FREE**

**REFUNDED on first order value 10/- or more.**

**CLAUDE LYONS LTD.**  
76, Oldhall Street, LIVERPOOL.

**The UNIVERSAL CHIMNEY BRACKET?**

for permanent and easy fitting of aerial to highest point of house. Insulator pulley, adjustable to any angle, cannot jam. Complete with special fixing nails. Write for full catalogue of Chimney Masts, etc.

Price, Enamelled 3/6  
Galvanised 4/-

**EAVES BRACKET** has a hold-off of 3 feet. Complete with fixing nails. Enamelled 4/6. Galvanised 4/3.

The Universal Bracket Co., Feltham Avenue, E. Molesey, Surrey.

**"MATCHLESS"**

**ADJUSTABLE RESISTOR.**  
"The simplest and the Best." Baseboard mounting, porcelain case, very small space required. Fit them and get the best out of your valves, nothing better can be bought.

**WHY PAY MORE?**  
SATISFACTORY GUARANTEE.  
Price only 1/3 Post Free.

TRADE SUPPLIED  
Sole Makers: **THOS. D. YOUNG & SON, NOTTINGHAM**

Eton Primary H.T. Battery. P.I. Porous Pot Cells, S.1. and S.2. Sac Cells. All complete ready for assembly.

1-cell.	6-cell.	12-cell.	30-cell.
P1. 6s. d.	3/3	5/3	14-
S1. 6d.	3/-	5/3	12-
S2. 4s. d.	2/6	3/11	9/6

Send 1d. stamp for booklet giving full particulars to—  
**THE ETON GLASS BATTERY CO.**  
46 St. Mary's Road - LEYTON - E.10

**CONDENSERS of QUALITY!**

No mass production methods are employed in the manufacture of Camden Superintension Fixed Condensers. Every Condenser is stamped with a Serial No. and accompanied with a guarantee of 6 months real Service.

Send for list and prices to  
**Camden Electrical Co., Stanley Chambers, Runcorn.**

**ANYTHING WIRELESS SENT C.O.D.**

Send us a note of your wireless requirements and we will dispatch by return of post.

Lists free.

**YOUNG'S (Glasgow) Ltd., 40 Stockwell St.**

Miscellaneous.—Contd.

**WIRELESS Doctor** Touring Midlands and South Coast.—Ernest J. Baty B.Sc., Luton. [5464

**MR. CLAUDE LYONS, M.I.R.E.**, will advise all constructors of super-sonic heterodyne receivers, without charge. If you have trouble with your present superhet, or contemplate building this most efficient form of receiver, write him, c/o Messrs. Claude Lyons, Ltd. (G.R. Quality Parts), 76, Oldhall St., Liverpool. [0065

**SCOTT SESSIONS**, the radio doctor (London and environs).—Any set or component supplied, installed, repaired, modernised. "Wireless World" set specialist; officially approved as radio repairer and trader by the Radio Society of Great Britain and the Wireless League; no work too big or too difficult!—Hill Top, Muswell Hill, N.10. Phone: Mountview 4928. [5671

**THE Little Imp**.—Combination gas blow pipe, indispensable to wireless workers, jewellers on ticians, amateurs, etc., simplifies small soldering fine intense flame, does away with soldering iron and blow pipe, marvellous invention; 2/6 post free; approval willingly.—Hammond, Market Hall, Burnley. [6127

**RADIO Engineer**, 7 years on Marconi engineering staff, undertakes construction and renovation of sets; south-west suburbs; moderate charges; work guaranteed.—Box 4313, c/o The Wireless World. [6448

**EASY Payments**.—We supply, by easy payments, components, accessories and sets any make; 10% down, balance spread over 10 months.—Send list of requirements to London Radio Supply Co., 11, Oat Lane, London, E.C.2. [0097

**AN Illustrated List of Wireless Components for** Wireless Traders. Special line in loud-speakers, to retail at 10/6 each; liberal trade discount; don't delay.—Write to-day to Dept. W.W., Perseus Radio, Burton-on-Trent. [6460

**£6/10**.—500 volt ohmmeter, in first class condition, by Record Electrical Co., for experimenters or electricians; seen by appointment.—G. H. S., 67, Waldemar Av., S.W.6. [6454

**GLASGOW'S Original Wireless Doctor**.—H.T. eliminator specialists; will make your eliminator or receiver for cost of components, guaranteed; advice free; get your set now—pay later! Receivers, components, etc., on deferred payments; Marconi sets for £1 down; H.T. accumulators carefully charged, 100 volt 1/9.—Call or write Wm. Dunbar, 902, Springfield Rd., Parkhead. [6451

**WE can Calibrate your Wave-meters, inductances, capacities, resistances and guarantee correctness to your limits.**—Send for particulars to Reid and Co., 120, Mill Lane, N.W.6. [6518

**ELEX Specialities** are fully described in List 77, post free.—Easticks, 118, Bunhill Row, E.C.1. [0024

**WIRELESS Doctor**.—Everyman Four and Solodyne expert, any set modernised, gramophone pick-ups fitted.—Morley, 18, Grangenill Rd., Catford. [6516

**PATENT AGENTS.**  
Patents and Trade Marks, British and foreign.—Gee and Co. (H. T. P. Gee, Member E.S.G.B. and A.M.I.R.E.), 51-52, Chancery Lane, London, W.C.2. Phone: Holborn 1525. [0001

**REPAIRS.**

**DACOL Repairs**.—Headphones, loud-speakers, eliminators, transformers, gramophone pick-ups, moving coils, cone units, etc., repaired.

**DACOL Repairs**.—No matter what make of the above mentioned accessories, or whether brand new or old as the hills, the Ducol secret process will improve them.

**DACOL Repairs**.—All repairs are executed throughout with new materials by skilled repairers approved by Radio Association.

**DACOL Repairs**.—The experience of 18 years spent in every description of repair submitted from every country in the world, and from the British and foreign governments is at the disposal of our customers.

**DACOL Repairs**.—Prompt delivery, guaranteed service, moderate charges, expert advice.

**DACOL Repairs**.—Call at Davies, Coleman and Co., Ltd. (first floor), 68, Farringdon St., E.C.4, and get quotation for your repairs, renovations, conversions or improvements, or post them to

**DAVIES, COLEMAN and Co., Ltd.**, Dacol Works, Gleatham Rd., Barnes, S.W.13. Phone: River side 4019, when a quotation will be sent by return. [6265

**ANY Make of L.F. Transformer, headphones, or loud-speaker** repaired and maximum efficiency attained; 4/- post free, a 3 months' guarantee accompanies every repair; don't discard if burnt out; terms to trade.—Transform, 214, High St., Colliers Wood, S.W.19. (New address.) [0011


**LOUD-SPEAKERS, headphones, guaranteed repairs,** any make or type, rewound, remagnetised and adjusted by experts; best materials only used; post free 4/-.—Howell, 42, Fotheringham Rd., Enfield, Middlesex. [6478

FOR IMPROVED MAINS POWER RADIO

**"Radielle"**

**A.C. MODEL "R.K."**

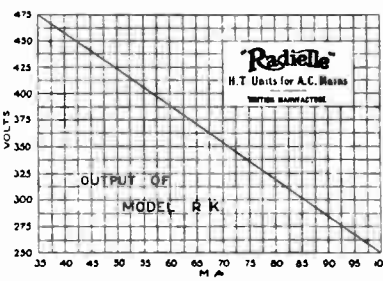
Full Wave Rectification.



Size: 10" x 9" x 8".  
Weight: 2 1/2 lbs.

**Price £13 : 15 : 0**  
Plus Royalty 12/6.

Complete with Philips Special High Potential Rectifying Valves and ready for use. This Model is designed for use with receiving sets which operate moving coil speakers. There are three tappings, one fixed for the amplifying valves which take the main load, and two independently variable by means of switch arms and tapping studs. Wire wound resistances are used with variable tappings. A rheostat at the back of the instrument controls the whole output. By utilising the high plate voltages available, with suitable amplifying valves and appropriate grid bias in the receiving set, perfection of reproduction is obtainable.



Other Models from £3-15-0.


Instruments for A.C. Mains complete with Valves, British Manufacture. Guaranteed for One Year.

If your dealer cannot supply, write direct to us and we will send on seven days' approval. Cash with order (carriage and packing 2/6). State voltage of your mains, and whether A.C. or D.C.

SEND P.C. FOR ILLUSTRATED DESCRIPTIVE PRICE LIST No. 11.

**HAWKINS & SOFFE,**  
Electrical Instrument Makers,  
56, Crogsland Road Chalk Farm, N.W.1.  
Telephone: Hampstead 1934.





**BCM/WAVEMASTER**

**LOW LOSS LOGARITHMIC CONDENSER**

Complete with 4in. dial, 0-187.

·0003	.. .. .	9/-
·0005	.. .. .	9/6

- (a) One or three-hole fixing.
- (b) Heavy aluminium end-plates and vanes.
- (c) Pigtail connection, ensuring permanent contact and no loss.
- (d) Ball-race.

If you dealer cannot supply you, write to:

**WEBB CONDENSER CO.,**  
42, Hatton Garden, E.C.1.



W.W.10

THIS BOOK forms a most convenient little encyclopaedia of wireless technology: the kind or volume to refer to when in difficulties. It solves them for you.

A few of the main features:

Outdoor Indoor and Frame Aerials; Earths; Variometers, for Broadcast Wavelengths; Basket Coils, Plug-in Coils, etc.; Coupled Circuits; Common Faults in Tuners; Reaction and Self-Oscillation; Special Chapter on Sensitive Single-valve Receivers; Double Magnification; Points on Dry Cells and Accumulators, etc., etc.

PRICE 3/6 NET.

By Post, 3/10.

Obtainable from all Booksellers, or direct from the Publishers of "The Wireless World."

**LIFFE & SONS LTD.,**  
Dorset House Tudor St.,  
LONDON,  
E.C.4.

**Repairs.- Contd.**

**REPAIRS** Return Post Free, and to ensure satisfaction send remittance after approval of same.—Leeds Wireless Repair Service.

**LOUD-SPEAKERS** headphones rewound to any resistance and remagnetised, 3/-; transformers rewound, 1/-; coils rewound and overhauled, work guaranteed.—Leeds Wireless Repair Service, 5, Boston Place, Green Rd., Leeds. [6479]

**PHONES**, speakers, transformers rewound, remagnetised, repaired; rapid service; lowest prices.—Repairing Syndicate, 39, Cursitor St., Chancery Lane. [6523]

**BURNT-OUT** Valves guaranteed repaired equal new, any make, half new price, returned 5 clear days.—C.O.D. Repairing Syndicate, 39, Cursitor St., Chancery Lane. [6524]

**WANTED.**

**WANTED**, one copy "Wireless World," February 3rd, 1926.—Garnett, Radio Engineer, Burley-in-Wharfedale. [6482]

**WANTED**, components for wireless constructors, new Family Four, in exchange for twin gang Ormond, Marconi transformer, 4 to 1, and cash.—Lists and lowest prices to Chambers, 1b, Quadrant, Bournemouth. [6463]

**BROWN** H1 or Q Type Speaker Base; must be cheap; would consider speaker complete.—Crow, 5, Kimberley Av., Seven Kings, Essex. [6506]

**WANTED**, B.T.H. single valve amplifier.—Wire Tetley, 1, Palace Gate, London, W.8. [6505]

**WESTERN ELECTRIC** or Burndep Kone Speaker.—Armature unit required; complete speaker bought if necessary.—Toulmin, Garthrigg, Broughton, Preston. [6509]

**WANTED**, modern wireless components, valves, loud speaker, etc.—40, Kenwood Rd., Oldham. [6507]

**EXCHANGE.**

**EXCHANGE** for Portable Wireless Set, Thornton-Pickard reflex latest 3 1/2 x 2 1/2, Cooke 1/4.5 lens, 6 slides, case; also 3 1/4 x 2 1/2 enlarger, latest petry-areal lens, gas fittings, all perfect, new condition, cost £22 recently.—43, Equitable St., Milnrow. [6480]

**MATCHLESS** 8h.p. Combination, spring frame, spare wheel, screen, Magdymo, other equipment, good tyres, value £35; to exchange for suitable wireless set and accessories.—Apply J. W., 3, Wells Rd., Hammersmith. [6467]

**EXCHANGE** Western Electric 7-valve Super Het, complete with W.E. 2-valve power amplifier and loud-speaker, for B.T.H. Rice-Kellogg 200 volts A.C. 50 cycles model loud-speaker.—Box 4312, c/o The Wireless World. [6449]

**TYPEWRITER**, Oliver No. 7, perfect mechanical order and condition; £5; would exchange for new wireless components to value of £6.—B.V., 10, Parsifal Rd., Hampstead, N.W.6. [6511]

**AGENCIES.**

**GOOD** Solderers Wanted as Buying Agents for Non-pumpe Petrolgas Lamp, every paraffin lamp converted into 150 c.p. Titus light, revolutionising all existing systems.—Titus, Kingston, Brighton. [6255]

**SITUATIONS VACANT.**

**THE** Universal is the Best Way to a Good Position; 300 wireless operators urgently needed.—Dept. B., Universal Radio Co., 31, Station St., Birmingham [6251]

**YOUTHS** Required for Assembling and Wiring.—Apply Eastern Wireless Co., Ltd., Collingwood Rd., Sutton. [6357]

**CORRESPONDENCE** Clerk Required, experience of motor and wireless wholesale trades desirable, must be efficient in dictation of sales letters; state age, salary required and full details of previous experience.—Box 4256, c/o The Wireless World. [6470]

**SALESMAN**, retail, Central London, previous experience essential; state age, salary required.—Box 4360, c/o The Wireless World. [6471]

**LONDON** Wireless Retailers require a quick and active man with personality as salesman, previous experience in busy retail shop, also practical ability to repair and locate faults essential; commencing wage £3, plus good commission.—Only those answering all these requirements should apply, enclosing fullest particulars, to Box X.Y.Z., Barker, Drabble and Co., 88-90, Chancery Lane, W.C. [6535]

**SMALL** West End Firm, identified high grade radio work and splendid connections, have vacancy keen knowledgeable enthusiast with view directorship; investment not required, but remuneration mostly by results.—Box 4365, c/o The Wireless World. [6485]

**SITUATIONS WANTED.**

**NEW ZEALANDER** (age 22) seeks situation, P.M.G. first class radio telegraphy certificate, amateur transmitter's licence (N.Z.), experience in repairing, installing, etc.—Write E. Hawthorne, c/o G.P.O., Eastbourne, Sussex. [6462]



a 2-valve Set for 50/-

Brownie 2-valver! Remember the name. Amazing loud-speaker clarity within 30-35 miles main B.B.C. Stations or 120 miles Daventry. Brownie's greatest achievement. See and hear it at your local radio retailer's.

**The BROWNIE 2-VALVER**

Complete with two coils, but without valves. Marconi Royalty extra. BROWNIE WIRELESS CO. (G.B.), LTD. Nelson Street Works, London, N.W.1

✠

Messrs. ELLIS NICHOLLS & CO., of  
132, Caledon Road, East Ham, E.6,  
write:

"Small  
Advertisements  
inserted in 'The  
Wireless World'  
bring  
remarkable  
results."

✠

W.W.55 ✠

Mention of "The Wireless World," when writing to advertisers, will ensure prompt attention.

**GAMBRELL**

Centre-Tapped Coils not only give the best results, but are unlimited in use, as they can be employed in any circuit, centre-tapped, or otherwise. Standard fitting to all coil sockets, and occupy minimum Baseboard space.



SIZE.	PRICE.	of Turns.
a3	4/10	15
a	4/10	25
A	5/-	30
B1	5/3	40
B	5/6	50
C	6/9	75
D	6/3	100
E1	6/9	150
E	7/9	200
F	8/3	300
G	10/-	500

There is a Gambrell Coil Holder specially designed for use with above coils, and which does away with all flexible leads. Price 1/8 each.

Prices Quoted are Standard Coils—Centre-Tapped for 2/6

**GAMBRELL BROS. Ltd.**  
76, VICTORIA ST., LONDON, S.W.1.

**Situations Wanted.—Contd.**

**PRACTICAL** Wireless Engineer, age 28, good education, appearance, experienced engineer, draughtsman, demonstrator, 7 years' experience wireless, care, maintenance, repair, electrical machinery, charging plants, modern receiving installations, seeks situation anywhere England; good testimonials. Box 4288, c/o *The Wireless World*, [6362]

**BOOKS, INSTRUCTION, ETC.**

**"THE ABC of the Superhet,"** by Mr. Claude L. Lyons, M.I.R.E., 88 pages, 17 explanatory diagrams or photographs, and including complete schematic and point-to-point wiring plan of the famous "Evening Chronicle" 8-valve superheterodyne receiver. The only book of its kind at present in existence; recently described by the Editor of "The Wireless World" as "A fascinating booklet. . . A lucid description of the operation of the superhet receiver. . . With constructional details and useful hints and for the home constructor."—Only 8d. complete, post free, from Claude Lyons, Ltd. (G.R. Quality Parts), 76, Oldhall St., Liverpool. [0064]

**WET** (sac Leclanche) H.T. Batteries, latest booklet on how to make and maintain these economical and simple batteries; give perfectly silent and smooth reception with unlimited power, suitable for small or multi-valve sets of all sizes; information also of L.T. batteries free; enclose postage, 1½d.—Taylor, 57, Studley Rd., Stockwell, London. [0077]

**"GETTING the Most out of Radio,"** a 76-page intensely educational catalogue, 200 illustrations, guide to receiver maintenance, all about superhets., all about H.T. eliminators, components for reception and transmission, something really new and worth while for everybody, including the advanced research worker; includes a guide to literature and the best circuits; no enthusiast should be without it, and it will save you money in the end; owing to heavy cost of printing and preparation (blocks alone cost over £150) we cannot give these away; price of this unique art catalogue—76 pages crammed full of interest—1s. post free; we will refund the 1s. as a rebate on your first order value 5s. or more—Claude Lyons, Ltd., 76, Oldhall St., Liverpool, Lancs. [0095]

**Q-VALVE** Receiver for 30/-—Write now for booklet on how to build the L.R.C.3 valve set for 30/-, from guaranteed parts only; the ideal loud-speaker set.—1/- post free from H Howarth, Lustrulux Depot, 288, Deansgate, Manchester. [6442]


**AERMONIC**

**SPECIALITIES**

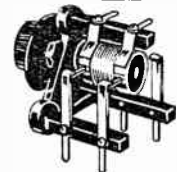


**AERMONIC ANTIPHONIC Anti-capacity Valve Holder.** The ideal combination of these essential features. A well-made product of maximum efficiency. Each **2/3**

**AERMONIC EARTH-ING SWITCH.** With lightning arrester fuse and weatherproof bakelite cover. A very handsome and essential safeguard. Each only, **4/6**



**AERMONIC ANTI-CAPACITY SWITCH.** A switch that can be used in any part of your set. Beautiful action, perfect workmanship. One hole fixing. 2-way **3/4**-way **5/6**.



**AERMONIC Latest Pattern Grid Leak Holder** for horizontal or vertical use. **1/-** each.



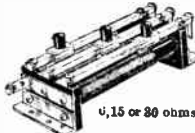
**AERMONIC GRID LEAK CLIP.** For mounting on the wires of your set. Each only **4d.** In case of difficulty write to the makers or London Agents, AERMONIC Ltd FREE on request

**JAMES CHRISTIE & SONS LTD.,** 246, WEST STREET, SHEFFIELD. London Agents: A. F. BULGIN & CO., 10, Currier St., London, E.C.4.

**THE LORIOSTAT**

for perfect filament control.

1 way	2/-
2 "	3/9
3 "	5/6
4 "	7/3
5 "	9/-
6 "	10/9



4, 15 or 30 ohms

As used in the

"Wireless World Regional Receiver"

A multiple unit superseding the fixed Resistor. Can be used in any circuit to perfectly and independently control any number of valves. For downright efficiency use a LORIOSTAT in your set.

A. W. STAPLETON,

19a, Lorrimore Buildings, Lorrimore St., Walworth, S.E.17 Phone: Rodney 3869



**Short & Long Wave Transformers, Coils & Formers**

for WIRELESS WORLD and all THE BEST CIRCUITS.

- 2 H.F. EVERYMAN. Set of 3 Coils. Short 36/0 Loud 24/- Set of 3 Base 3/0.
- Copper Screen Box. . . . . 30/-
- EVERYMAN FOUR. Set of 3 and Base. . . . . 35/-
- ALL-WAVE FOUR. Set of 3 and Base. . . . . 35/-
- Radiax H.F. Coils (tested and favourably reviewed by "Wireless World") aids perfect reaction and obviates troubles due to resonance, 0/8; Special Short Wave. . . . . 5/3
- Fitted Formers. 3in. diam. x 3in., 4/3; 3 1/2in., 4/8. Base, Low Loss, for same. . . . . 2/8
- Aluminium Sheet for All-Wave Four Screens. . . . . 1/8
- Paxino Tube. 3in. x 3 1/2in., for Everyman-Four, etc. . . . . 1/8
- Special Neutralising Condensers, Base or Panel Mounting 2/9

**RADIAX LTD.** 30, Accessory House, Palmer Place, Holloway Rd., N.7



**RELIABILITY GANG CONDENSERS**

with adjustable rotors, 000 mfd. 2-gang 18/- Post 3-gang 25/- Free Trade Enquiries Solicited.

**J. H. TAYLOR & CO** 2 RADIO HOUSE, MACAULAY ST. HUDDERSFIELD. Further Attractive items in Miscellaneous Columns.



**EXCEL TERMINAL TAGS**

Sold in 10 types by all dealers.

**"Satisfied Customers!"**

The following is an extract from a letter of a regular advertiser in "The Wireless World."

"... I would like you to know that I have had a very large number of replies to my advertisements and the number of my satisfied customers is growing daily. . . Replies and orders have been steadily coming in from all over Great Britain and Ireland, islands off North Britain, and one from U.S.A."

G. SCOTT SESSIONS & Co., Hill Top, Muswell Hill, London, N.10.

w.w 65a

**BRETWOOD** Guaranteed Components.

In all the finest circuits known "Bretwood" components give highest efficiency.

Here are three of the most popular and essential ones  
**GRID LEAK DE LUXE.** The most reliable variable grid leak obtainable. Known and famous the World Over. Gives a minute variation from 50,000 ohms to 10 megohms. Panel type 3/6 Baseboard type 3/9  
**AMPLIFIER. Auto Audio Frequency.** (Functions as a super choke.) Perfect amplification at all frequencies. Mush and atmospherics practically eliminated. Can be obtained on a 10-day trial. Price 20/-

**VALVE HOLDERS (Anti-Capacity).** Absolutely no capacity effects—always perfect contact. Three types:— Panel mounting 1/8 Baseboard 1/9 Anti-Phonic baseboard mounting 2/-

Obtainable from all wireless dealers or from **BRETWOOD LIMITED,** 12-14, Ansdal Street, Kensington, London W.8  
ote our new address.

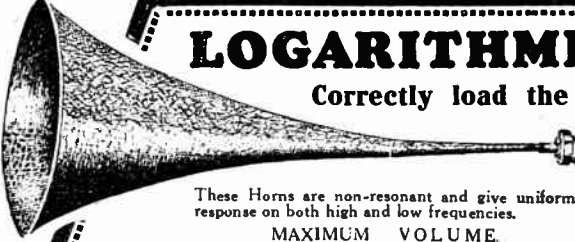
EVERYBODY wants to hear the **"ZAMPA"** 3-foot Cone Speaker.

For purity of tone there is nothing equal to it. You can build one yourself in a very short time and for a very small outlay.

Write to-day for attractive Brochure. **MIC WIRELESS CO.,** White Horse Place, Market Street, WELLINGBOROUGH.

INDEX TO ADVERTISEMENTS.

Accumulators "Elite" .....	PAGE 30	Garnett, Whiteley, & Co., Ltd .....	PAGE 11	Radio Service (London), Ltd. ...	PAGE 30
A.F.A. Accumulators, Ltd. ....	8	General Electric Co., Ltd. ....	10	Redfern's Rubber Works, Ltd. ...	19
American Hard Rubber Co., Ltd.	22	Graham Amplion, Ltd. ....	Cover ii.	Regent Radio Supply Co. ....	23
Attaix, Ltd. ....	17	Graham Parish Manf. Co., Ltd. ...	18	Rodwell, Chas., Ltd. ....	21
Belling & Lee, Ltd. ....	16	Graves, J. G., Ltd. ....	20	Rothermel Radio Corp. of Gt. Britain, Ltd. ...	17
Bird, Sydney S., & Sons .....	8	Hawkins & Softe .....	27	Sankey, J., & Sons .....	Cover iii.
Bowyer-Lowe Co., Ltd. ....	10	Hovey Aerial Co. ....	17	Scientific Supply Stores .....	30
Brandes, Ltd. ....	15	H.T.C. Electrical Co., Ltd. ....	30	Scott, G. L., & Co., Ltd. ....	24
Bretwood, Ltd. ....	29	Hunt, A. H., Ltd. ....	4	Sifam Electrical Inst. Co. ....	26
British Thomson-Houston Co., Ltd.	13	Igranic Electric Co., Ltd. ....	Cover i. and 5	Spicers, Ltd. ....	26
Brownie .....	28	Johnson & Co. ....	30	Stapleton, A. W. ....	29
Bullphone, Ltd. ....	Cover iii.	Lamplugh, S. A., Ltd .....	24	Stone Manf. Co. ....	19
Camden Electrical Co. ....	27	Langham Electrical Supplies Co. ...	24	Stratton & Co., Ltd. ....	19
Carborundum Co., Ltd. ....	4	Lawrence & Hull .....	26	Taylor, J. H., & Co. ....	29
Christie, Jas., & Sons, Ltd. ....	29	Lightfoot Bros. ....	26	Telegraph Condenser Co., Ltd. ...	18
Clyde Bell & Sons .....	30	Loewe Radio Co. ....	16	Trelleborgs .....	Cover i. and 18
Cole, E. K., Ltd. ....	19	L'yon, Claude, Ltd. ....	27	Tulsemere Manf. Co. ....	20
Collett Manf Co .....	29	Maldison, H. ....	16	Tungstone Accumulator Co., Ltd. ...	18
Collinson Precision Screw Co., Ltd.	16	Marconiphone Co., Ltd., The ..	Cover iv.	Turner & Co. ....	27
Cossor, A. C., Ltd. ....	12	McMichael, L., Ltd. ....	16	Universal Bracket Co. ....	27
Cuz-zon Scientific Instrument Co. ...	26	Melhuish, R., Ltd. ....	Cover iii.	Walker Bros. (Guildford), Ltd. ...	17
Dubilier Condenser Co. (1925), Ltd.	7	Metro Viek Supplies, Ltd. ....	2 & 3	Ward & Goldstone, Ltd. ....	6
Edison Swan Electric Co., Ltd. ....	9	Mic Wireless Co. ....	29	Watmel Wireless Co., Ltd. ....	18
Electradix Radios .....	25	M.L. Magneto Synd. ....	16	Webb Condenser Co. ....	28
Eton Glass Battery Co. ....	27	Mullard Wireless Service Co., Ltd. 1 and Cover i.	30	Weston Electrical Inst. Co. ....	Cover ii.
Falk, Stadelmann & Co., Ltd. ....	6	Ormiston, P., & Sons, Ltd. ....	30	White Bros. & Jacobs, Ltd. ....	18
Ferranti, Ltd. ....	Cover i. and 14	P.B.G., Ltd. ....	24	Whiteley, Bonelham & Co., Ltd. ...	18
Finston Manf Co., Ltd. ....	18	Power Equipment Co., Ltd. ....	30	Williams & Moffatt, Ltd. ....	18
Forno Co. ....	18	Pye, W. G., & Co. ....	16	Young & Sons .....	27
Gambrell Bros., Ltd. ....	29	Radiax, Ltd. ....	29	Young's (Glasgow), Ltd. ....	27



## LOGARITHMIC HORNS

Correctly load the Loud Speaker Unit.

These Horns are non-resonant and give uniform response on both high and low frequencies.

**MAXIMUM VOLUME  
PURITY and DEFINITION.**

When fitted with a BROWN U/GA UNIT the results equal that of the most expensive loud speaker.

**SCIENTIFIC SUPPLY STORES** 126, NEWINGTON CAUSEWAY,  
London, S.E.1. Tel. Hop 4177.

Made in various sizes:

Type A.W., length 68" flare 24". For demonstration purposes **63/-**

Type C.1., length 48", flare 18". Convenient for home use **24/6**

Type C.2, same as C.1. only fitted into space of an 18" cube. Ideal for mounting in cabinets, etc. **28/6**

Brown U/GA Unit. (We recommend this) **40/-**

Brown C.T.S. Unit. (The best cheap Unit) **13/6**

## ORMISTON'S

No. 27/42 S.W.G

# LITZEN WIRE

is the best for tuning coils, Variometers, and H.F. Transformers.

*Each individual strand is silk covered with an overall covering of silk.*

**THE "WIRELESS WORLD" USES IT.**

**PRICES**


20 yds. ....	5/6	50 yds. ....	12/-
25 yds. ....	6/6	60 yds. ....	14/6

**150 yds. 9/40 Litzen Wire at 18/-.**

**P. ORMISTON & SONS, LTD.,**  
Electric Wire Manufacturers,  
CLERKENWELL RD., LONDON, E.C.1  
*18as Terms on application.*

## ACCUMULATORS "ELITE"

— The Elite of all —



### H.T. ACCUMULATORS, 69 volts type, 02, Semi-oil Submerged. 22/6

Complete as illustrated. Price

The World's Best High Tension Accumulator and of British Manufacture. The Unique Semi-Oil Submerged feature of the Elite absolutely prevents surface leakage losses. The battery lasts a life-time. Write for lists.

**ACCUMULATORS ELITE, Bedford Street, HALIFAX.**  
Telephone 3404. Telegrams Elite Halifax.

London Distributor:—**CECIL POHLMAN, 77, Great Portland Street, LONDON, W.1**  
Northern Distributor:—**G. A. WILSON, Millfield House, Keswick, Cumb. Tel. 99 Keswick.**

*Why buy Accumulators or Dry Batteries? — join our Service!*

If your accumulators are serviceable let us correctly recharge them. If not, hire ours—High and Low Tension and both perfect trouble-free services.

Weekly fortnightly or monthly deliveries anywhere within 12 miles of Charing Cross.

Particulars free on application.

**RADIO SERVICE (London) LTD.**  
105, Tottenham Avenue,  
Camden Road, N.W.5.  
Phone North 0623, 0624, 0625




**READ THIS!**

Coefficient of coupling for first stage is .982. For a perfect transformer this should be 1. This means a loss of only .018 or .1% per cent. Manchester Model as illustrated, price **12/6**.

Full particulars from  
**The Power Equipment Co., Ltd.**  
Kingsbury Works, The Hyde,  
Hendon, N.W.9.

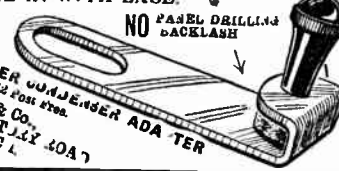
# POWQUIP

## TRANSFORMERS and L.F. CHOKES



TUNE IN WITH EASE.

NO FASEL DRILLING BACKLASH



**MICROMETER ADJUSTER ADA TER**  
Price 1/6 Post free.  
**JOHN SON & Co.**  
125, CECIL ST. 40A7  
REDDIT L  
WOLCS.

**The H.T.C. TWIN RECEIVER**


A complete up-to-date set, including loud speaker and all accessories, as shown at Olympia.

*Seven days trial and initial payment refunded if not entirely satisfactory*

**H.T.C. ELECTRICAL CO. LTD.,**  
2, BOUNDARY, Rd. BATHAM, S.W.12.

Set and accessories sent carriage paid on 7 days free trial, against signed agreement and a deposit of **5/-**.

Cash Price **£8 4/0**  
Royalty Paid.  
5 valve set, Cash Price **£8 3/0**  
Deferred Term **£5 15 0**



The New '410 bore.

## DOUBLE BANTAM GUN

For farmers and tourists, price only 30/-, with 50 powerful cartridges, carriage paid. Greatest novelty of the age and requires no permit. Length 12in. List with 2000 revelations in guns and traps free to you.

**W.W. CLYDE BELL, 19 Thistle St., GLASGOW, C.**



Mention of "The Wireless World," when writing to advertisers, will ensure prompt attention.

# "STALLOY"

(REGD. BRAND)

THE **ONLY** MATERIAL

for

**TRANSFORMERS**  
and  
**DIAPHRAGMS.**

**INSIST ON HAVING IT**

**JOSEPH SANKEY & SONS, LTD.**

**BILSTON.**

STAFFS.

LONDON:—168, REGENT STREET, W.1.

## Special Offer

All "Wireless World" circuits assembled, wired and tested, free of charge, if you purchase a full set of parts from us.



MARCONI ROYALTIES EXTRA

**RICHARD MELHUISE LIMITED**

— WIRELESS SPECIALISTS —

125/127 CANNON STREET, E.C.4


Established 1828

# MAKE YOUR OWN CONE SPEAKER

TWO WONDERFUL UNITS AT ONLY **15/-** EACH  
**YOU'LL BE SURPRISED!**

The New Wonder "Nightingale" **CONE UNIT** with Balanced Armature.

**GRAMOPHONE ATTACHMENT.**



with 4-inch diaphragm.

AS FITTED TO OUR 28 POST HORN.

From a 3-ply board, 24 square cut out a 12" circle, then cut a strip of wood 16" x 3/4" and



make a hole 2 1/2" dia. in centre, this will carry the unit. Fix strip to board as shown.

**BULLPHONE DOUBLE PAPER CONE 2/-**

Postage 3d. extra.

Exactly as fitted to our own Speakers.

Reduced from 32/6 to 15/- solely as an advertisement for the famous Bullphone Nightingale Loud Speakers. Cobalt magnet guaranteed for all time.

**Astonishing Results, equal to the most expensive Loud Speakers yet made, are guaranteed with either of these Units**

## BUY ON 10/- EASY TERMS 5/- DEPOSIT


SEND DEPOSIT NOW—NO REFERENCES—SPEAKER BY RETURN.



CABINET CONE

Size 17 ins. high by 15 ins. in Mahogany, Walnut or Rosewood finish

**77/6** cash, or **EASY TERMS.** 10/- deposit and 12 monthly payments of 6/-



DE LUXE

**57/6** cash, or 5/- deposit and 12 monthly payments of 5/-

Obtainable from your Local Dealer or direct from:—







# HANGING UNCLE GEORGE

Users of 6-volt accumulators are assured of superlative results by employing the following new 6-volt Marconi Economy Valves.

FOR GENERAL PURPOSE.

Marconi Valve—  
Type D.E.H. 610 (10/6) or  
" D.E.L. 610 (10/6).

FOR THE LAST STAGE.

Marconi Valve—  
Type D.E.P. 610 (12/6)—a  
power valve.

An amusing but informative booklet entitled "Back Chat" may be obtained by posting the coupon below.

Talking about Marconi Valves we might claim that the filament was strong enough to hang Uncle George's portrait.

But who cares?

We might claim that it was long enough to dry the week's washing on. But surely you've got a clothes-line?

No. We prefer to talk about what the Marconi Valve does. To tell you that very little juice goes in at the input end for what comes out at the output. We prefer to state that, operated from Marconi Valves, the loud-speaker suffers neither from loss of voice nor nasal catarrh.

And, what's more, that Marconi Valves keep on working for a very long time indeed. They're built for power, they're built for truth and they're built for time.

**MARCONI VALVES**  
-do everything that a valve should do

The Marconiphone Company Ltd.,  
210-212, Tottenham Court Road, London, W.1.  
Please send me copy of "Back Chat." Thank you.

Name \_\_\_\_\_  
Address \_\_\_\_\_  
Country \_\_\_\_\_  
W. W. \_\_\_\_\_ 1d stamp, if unsaled

Printed for the Publishers, ILIFFE & SONS LTD., Dorset House, Tudor Street, London, E.C.4, by The Cornwall Press Ltd., Paris Garden, Stamford Street, London, S.E.1.

Colonial and Foreign Agents:  
UNITED STATES—The International News Co., 131, Varick Street, New York. FRANCE—W. H. Smith & Son, 248, Rue Rivoli, Paris; Hachette et Cie, Rue Bèaumur, Paris.  
BELGIUM—W. H. Smith & Son, 78, Marche aux Herbes, Brussels. INDIA—A. H. Wheeler & Co., Bombay, Allahabad and Calcutta. SOUTH AFRICA—Central News Agency, Ltd.  
AUSTRALIA—Gordon & Gotch, Ltd., Melbourne (Victoria), Sydney (N.S.W.), Brisbane (Queensland), Adelaide (S.A.), Perth (W.A.) and Launceston (Tasmania).  
CANADA—The American News Co., Ltd., Toronto, Winnipeg, Vancouver, Montreal, Ottawa, St. John, Halifax, Hamilton; Gordon & Gotch, Ltd., Toronto; Imperial News Co., Toronto, Montreal, Winnipeg, Vancouver, Victoria. NEW ZEALAND—Gordon & Gotch, Ltd., Wellington, Auckland, Christchurch and Dunedin.



# The Wireless World

3<sup>D</sup>

UNIVERSITY OF CALIFORNIA

WIRELESS AND RADIO REVIEW

LIBRARY


## The Paper for Every Wireless Amateur

Wednesday, November 30th, 1927.

Built to an Individual Exactitude of Mechanical and Electrical Efficiency

### CYLDON

VARIABLE AIR-SPACED CONDENSERS.



Write for our FREE Booklet "Concerning Variable Condensers." Post Free on Request.

SYDNEY S. BIRD & SONS, LTD., "CYLDON" WORKS, ENFIELD TOWN.

## SIX VALVE RESULTS! FOUR VALVE COST!

Send for free 20-page Book and Blue Print.

### "ATLAS" NEUTROFOUR

—the Super Set of the Season.



H. CLARKE & Co. (M/cr) Ltd., Atlas Works, Old Trafford, Manchester


# "VARTA"

## MONOBLOCKS

for

ECONOMICAL H.T. SUPPLY.

Don't scrap —recharge.



20-volt units

9/-

A.F.A. Accumulators Ltd.  
120 Tottenham Court Rd.  
London W.1.

## The Melody Maker


# Cossor

A type for every

purpose

Advt. A. C. Cossor, Ltd., Highbury N.5.





## An outstanding success

Ample volume and clear, distortionless reception have delighted the thousands of users of the Dubilier R.C. Coupling Unit.

This proves conclusively that the Dumetohm is *the* Resistance which is pre-eminently suitable for R.C. Coupling.

Its consistency, noiseless working, non-inductive properties, and, above all, the manner in which it *retains* these qualities, are now a by-word among Wireless men.

A great advantage of this coupling unit is that Dumetohms of various values can be inserted to suit your own requirements.

And the greatest advantage of all is that you can get this Dubilier R.C. Unit, without doubt the finest obtainable, for 7/-.

There is a wealth of information in the booklet shown here. In addition there are full instructions on how to make up five different valve circuits each possessing unique advantages. Don't be without your copy. Your dealer will hand you one, or if he is out of stock, we shall be pleased to send you one, post free 3d.



## DUBILIER DICTA



No. 3.

Several people have written to ask us whether the Dumetohm will lose its resistance "if the air is allowed to get in." The answer is, of course, that the air was never taken out. The Dumetohm does not depend upon atmospheric pressure, negative or otherwise, for its efficient working, nor are climatic changes likely to affect it.

Incidentally, since Messrs. A. C. Cossor included it in the specification of their most successful set "The Melody Maker," the popularity of the Dumetohm has gone up still further, and, if final proof of this popularity be required, it is surely to be found in the sincerest form of all flatteries which have lately been lavished on this wonderful little resistance.

Whilst on the subject of Resistances, have you a selection of Dubilier Filament Resistors by you? If you do any experimental work you will find them invaluable. They only cost 1/- each and they clip neatly into the Dumetohm Holder, which also costs 1/-.


One of these Dumetohm Holders connected into each filament lead of that new set you are building, will enable you to make comparative tests between the results given by valves of different filament voltage without changing your L.T. Battery.

Perhaps you are using four 6-volt valves and want to put in a 2-volt H.F. valve to compare it with the one in use. In that case you clip in a Resistor of the value necessary to bring down the current from your 6-volt accumulator to the normal filament consumption of your 2-volt valve.

It is easy to calculate the Resistor to use, but for convenience we reproduce two charts on p. 16 of our Catalogue which give the information in a handy form. Remember to choose a Resistor which will pass a current that the filament can handle in safety.

# FULL WAVE

For full measure



**DEMAND** a *full wave* unit because it makes the most of the energy it takes from the mains—makes silent operation doubly sure and gives you all the power you ever want.

Only a Mullard Full Wave H.T. Supply Unit will satisfy you; safe, free from controls and with four positive tapings. Obtainable from all radio dealers.

For A.C. mains. Price - £7.10.0 complete.

# Mullard


## MASTER · RADIO

Keep your accumulator at full strength by using the Mullard L.T. Battery Charger for A.C. mains. £4.0.0 complete.

THE MULLARD WIRELESS SERVICE CO. LTD., MULLARD HOUSE, DENMARK STREET, W.C.2




# THE MET-VICK 4-VALVE A.N.P.



A sensitive, simply-constructed, easily-tuned wireless receiver having great stability and exceptional selectivity on wave-lengths. It is moderate in cost and gives loud-speaker reproduction of high quality without distortion.

The Booklet here illustrated, gives full details for its construction, and is complete with a drilling template and two wiring diagrams. The set is designed to meet all average and normal requirements and is capable of obtaining distant reception.



Mention of "The Wireless World," when writing to advertisers, will ensure prompt attention.

# CONSTRUCTOR SET

The components required are similar to those used in the Met-Vick 3-Valve Local-Daventry set, and the principal units are listed in the joining panel.

The special characteristics of the set are obtained as follows:—

**SENSITIVITY** by (a) the use of a Cosmos H.F. Valve Spot Valve of High Voltage Factor and (b) Met-Vick Low-loss Coils (A.N.P.) & Condensers.

**SELECTIVITY** by employing a loose coupled Tuned Aerial and Reaction.

**ALL WAVE-LENGTHS** by the use of the requisite number of Met-Vick Low-loss A.N.P. Coils which are readily inserted or withdrawn from clips.

**BEST QUALITY REPRODUCTION** by the use of Cosmos Detector and Resistance Coupling Units.


**EASE OF TUNING** by employing (a) a Control Circuit for normal work and (b) a Control Circuit for selective work.

**STABILITY** by the use of (a) Cosmos A.N.P. Coils which are Non-parasitic and (b) a balanced H.F. circuit.

Booklet is also available giving similar details of the "Met-Vick" A.N.P. 4-Valve Set embodying Cosmos A.C. Valves for working off the electric light mains.

## COSMOS (MET-VICK) COMPONENTS USED

3 VARIABLE CONDENSERS SLOW MOTION .0005	}	EACH
		11 6
1 DETECTOR UNIT TYPE "V"		9 0
2 RESISTANCE COUPLING UNITS TYPE "V"		10 6
2 H.F. CHOKE COILS		6 6
1 PERMACON .001		1 8
3 " .0002		1 6
1 RESISTANCE		1 6
3 A.N.P. COILS [B.B.C.]		6 6
3 A.N.P. COILS [LONG WAVE]		10 6
1 BATTERY SWITCH		3 6
1 FILAMENT RHEOSTAT		2 6
"COSMOS" SHORTPATH VALVES EITHER FOR 2-VOLT OR 6-VOLT		
3 BLUE SPOTS 10/6 EACH		
1 RED SPOT 12/6 EACH		



## METRO-VICK SUPPLIES LTD.

(Proprietors: Metropolitan-Vickers Electrical Co. Ltd.)

155, CHARING CROSS ROAD,  
LONDON. W.C. 2.





# SELFRIDGE'S

## London's Radio Headquarters

SELFRIDGE'S brings to the business of buying and selling that little more which makes the retailing of merchandise a service—and perhaps in no Department of this great House is service so appreciated as in the splendidly equipped Radio Department. Here the enthusiastic amateur, the keenly critical expert, will find all those details that make for the successful supplying of the demands of an exacting hobby or trade. This and the many sensational offers for Wireless enthusiasts made from time to time have contributed to the continual growth of Selfridge's Radio Department, until to-day it is widely recognised as "London's Radio Headquarters."

### SPECIAL BARGAINS

The renowned Polar Junior Condenser, very low capacity, long straight line frequency scale, compact and perfectly screened. In Black Japan finish with knob and dial, capacities '0005, '001 and '0003 only.

Selfridge's Price, 2/- Post 3d  
RADIO DEPT. 1st FLOOR.

### Satisfaction is assured with the famous CLEARTRON VALVES

If you will tell us what Valves you are using to-day, we will advise you the type of "Cleartron" Valve you should use in its place. Fresh supplies are sent daily from the factory at Birmingham.

GENERAL PURPOSE VALVES, SELFRIDGE'S PRICE, each

3/9

BRITISH POWER AND R.C.C. AMPLIFICATION VALVES, SELFRIDGE'S PRICE, each

6/6

Standard Price, 10s. 6d.  
(Postage 3d. extra)

Standard Price, 12s. 6d.  
(Postage 3d. extra)

Post free on Orders over 10s.

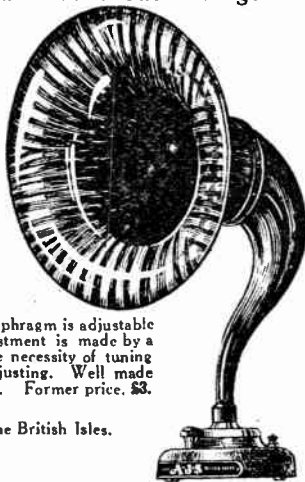
Valve	Filament Volts.	Filament Amps.	Impedance Ohms.	Amplification Factors.
CT08 ..	3.0	0.03	18,000	7.5
CT08* ..	3.0	0.15	8,000	4
CT10 ..	3.8	0.1	15,000	7.5
CT10* ..	3.8	0.1	8,000	3.8
CT15 ..	1.8-2.0	0.15	18,000	7.5
CT15* ..	2.0	0.3	5,000	3.5
CT215H†	2.0	0.15	100,000	45
CT25 ..	5.0	0.25	10,000	9
CT25B†	5.0	0.25	20,000	20
CT25* ..	5.0	0.5	4,000	5

Power Valves are marked \*.

Valves marked † are Special Valves for resistance capacity amplification.

### Loud Speakers at a Tremendous Saving!

We have much pleasure in announcing the purchase of a wonderful consignment of British made Loud Speakers, made by the well-known firm of A. J. Stevens of Wolverhampton; also the A. J. Stevens Horn type Speaker—offered at remarkable money-saving prices. Both types are fitted with an unusually large diaphragm, thus giving full volume and pure reproduction. The bell mouth is large thus removing any trace of distortion. The diaphragm is adjustable to a minute degree, and the adjustment is made by a knob at the side, thus avoiding the necessity of tuning the speaker upside down when adjusting. Well made and finished in beautiful mahogany. Former price, £3. SPECIAL PRICE, each, 38/6.



Carriage Paid to all parts of the British Isles.

First Floor.

SELFRIDGE & Co., Ltd., Oxford Street, London. Phone: Mayfair 1234

# NOW 12/6

were ~~£1~~



The reduction from £1 to 12/6 a pair brings Ericsson Super Sensitive Headphones within the reach of every pocket. Used by the B.B.C. in their studios. Adopted as standard by the Admiralty back in 1909, and in 1917 by the Air Board. To-day they are found in every DX experimenter's den. Wonderfully sensitive. Made in three resistances—120, 2000 and 4000 ohms, but remember—one price, 12/6.

Should you be unable to call remember all good wireless shops stock Ericsson Apparatus. Agents everywhere. Write to-day for Lists.

ERICSSON TELEPHONES LTD.,  
67-73, Kingsway, London, W.C.2.


# Ericsson

SUPERSENSITIVE TELEPHONES

Ericsson Ericsson Ericsson Ericsson Ericsson

Mention of "The Wireless World," when writing to advertisers, will ensure prompt attention.

# What a really good FILTER CHOKE can do.



The surest way of efficiently protecting the windings of a Loudspeaker from the effects of heavy H.T. Currents is by the use of a really good Filter Choke.

To-day, power valves are almost universal equipment in modern wireless receivers, and owing to the comparatively heavy H.T. currents taken by the anodes of these valves, a really good Filter Choke is nearly always essential. Also it is now generally considered necessary to avoid the several forms of low-frequency reaction—which in turn produce stray fields and voltages—consequent on the use of the heavier output current.

In the design of a suitable Filter Choke there are two currents to be considered—the H.T. direct current supply to the output power valve; and the alternating audible frequency ripple, which actuates the loudspeaker. Modern power valves call for 15 to 20 milliamperes H.T. plate current; the Filter Choke must therefore be able to carry such a value of current without approaching saturation.

The new R.I. and Varley Output Filter Choke—inductance 20 henries—is wound on a core of over one square inch sectional area (the largest of any proprietary Filter Choke on the market), and is therefore able to handle 25 milliamperes comfortably without saturating the iron. In addition, the winding is of ample section to ensure the minimum ohmic resistance.

Two of the R.I. and Varley Filter Chokes in parallel will handle the load of the largest coil-driven loudspeaker in use without distortion.

It should be noted that while the inductance of this component is 20 henries, its D.C. Resistance is only 250 ohms, which goes to show that the R.I. and Varley Filter Choke is the most efficient component of its kind on the market to-day.

Careful attention has been given to the design and arrangement of the windings in order to ensure maximum tonal purity in reproduction. The core has no air gap, and is designed to give maximum flux leakage.

The use of this component is essential in all good-class modern wireless receivers to prevent distortion and to ensure real tonal purity at the loudspeaker.

**PRICE £1 . 1 . 0**

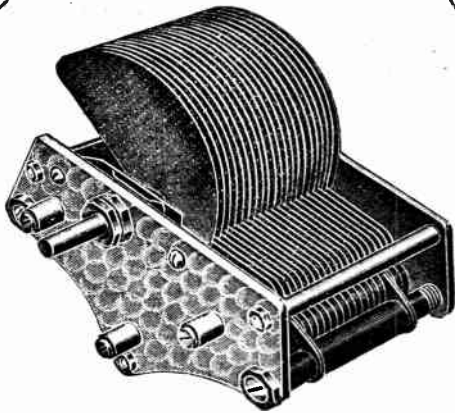
*Illustrated 16-page leaflet C17—free on application—gives full particulars, and interesting circuits.*

**R.I.**  
**Varley**

**THE MARK OF BETTER RADIO**

*Kingsway House, 103, Kingsway London, W.C.2.*

*Telephone: Holborn 5303.*



### Igranic Low Loss Square Law Variable Condenser

·00015 mfd.	Price	12/-
·0003 ..	..	14/6
·0005 ..	..	17/6
·001 ..	..	22/6



## A Monopoly of Good Points

**T**HE Igranic Low Loss Square Law Variable Condenser is so thoroughly designed that when first produced it was in advance of its time, the pioneer of low loss condensers. To-day it still leads. Contemporaries have copied it, but such is its monopoly of good points that it has never been improved upon.

You will see this condenser recommended in the most successful sets described in the radio journals. Experts prefer it to any other. It is invariably used in wavemeters and everywhere where precision and low losses are essential.

Take no risks with your next set. Fit the Igranic Low Loss Square Law Variable Condenser and you have an assurance of reliability.


Send for List No. U230. It gives full particulars of this and all other Igranic Radio Devices—the most complete range in the world.

*Igranic components are always stocked by reputable dealers. All reports received by us of difficulty in obtaining them receive immediate attention.*

**IGRANIC ELECTRIC CO., Ltd.,**  
149, QUEEN VICTORIA STREET, LONDON, E.C.4.

Works: BEDFORD.

Branches—Birmingham, Bristol, Cardiff, Glasgow, Leeds, Manchester, Newcastle-on-Tyne.



## The only perfect Cone material

Perfect because it reproduces music most naturally and beautifully! Not a note missed or distorted, and you can follow any instrument in an orchestra as if it were playing a solo. This is what you can achieve when your Cone Speaker is equipped with Six-Sixty Cone Speaker Paper. You cannot get these wonderful results with any other material—that is the reason practically all the world-famous Cone Speakers in America are fitted with Six-Sixty Cone Speaker Paper. Its qualities of reproduction are truly amazing.

All you have to do is to purchase one of the well-known loud-speaker units from your dealer, affix it to the Six-Sixty Cone—a job which will take you about ten minutes—and then you can listen in to music which is perfectly reproduced. In this way you make a perfect Cone Speaker for less than £1.

Six-Sixty Cone Speaker Paper is made in two sizes, 12 in. diameter and 19 in. diameter, and is sold in a most attractive envelope, with full directions for cutting and mounting.


*Don't hesitate to write direct to us if you are unable to obtain it from your local dealer.*

Prices: 2/6 (12 in. size) and 3/6 (19 in. size).  
Brass Washers, 3d. extra.

**THE ELECTRON CO. LTD.,** Dept W.W.,  
122-124, Charing Cross Road, London, W.C.2.

Mention of "The Wireless World," when writing to advertisers, will ensure prompt attention.

# "Come on--a Charleston!"



"Isn't it clear? Wonderful eh?  
 Made it myself. Marvellous!  
 Come on—shake a leg there!"  
 "Mind the valves, John!"  
 "That's all right: You can't 'bust' Ediswan  
 Valves!"

\* \* \*

Have you made the New R.C. Threesome — the new model brings in many additional stations with all the quality of the original receiver. Two hours' work, 50/- for parts. Only 5 simple connections. Anyone can make it. But you must use Ediswan valves to get out of the set all it is planned to do.

**EDISWAN VALVES**  
 CLEAREST  
 STRONGEST  
 Last 'the Longest  
 A type for every purpose

# EDISWAN

## NEW R.C. THREESOME

SEND THIS COUPON W.W. 30.11.27

To THE EDISON SWAN ELECTRIC CO. LTD.  
 (Publicity), 123/5, Queen Victoria St., London, E.C.4.

Please send, post free, presentation copies of the New R.C. Threesome Instruction Book and Blue Print.

NAME.....

ADDRESS.....

V.71



RECUPERATING AGENT  
IN THE  
**HELLESEN**  
DRY BATTERIES.

It is the price you pay per hour for enjoyable radio reception that matters, not the price you pay for your dry battery.

Helleesen Dry Batteries have been known for over forty years as the best in the world. The No. 7 recuperating agent marks a development to meet a new need; the old Helleesen standard of construction, the best material in the hands of expert workmen, remains.

With quadruple insulation and sealed cover, buy a Helleesen for safety and satisfaction.

60-volt "WIRIN" 12/6

99-volt "WIRUP" 21/-

(Postage Extra.)

All types, voltages, etc., in Double and Treble capacities for H.T. and L.T. Supply. Ask your dealer for the type to suit your set and get the maximum service, or write us for full particulars.

Obtainable at all Radio, Electrical and General Stores, Harrods, Selfridges, etc., or direct from

A. H. HUNT, Ltd. (Dept. 1), CROYDON, SURREY.



Mention of "The Wireless World," when writing to advertisers, will ensure prompt attention.

**Your Cabinet for the  
Cossor Melody Maker  
can be delivered from stock!**

**W.B.** All-Wood Cabinets are beautifully made from genuine Mahogany and prime figured Oak. Baseboards are included in prices and if required ebonite panels can be supplied at standard prices ( $\frac{1}{8}$ " Highly Polished at  $\frac{1}{2}$ d. per sq. in.;  $\frac{1}{4}$ " Highly Polished id. per sq. in.).

The prices of the Cossor Melody Maker Cabinet, size 21" x 7" x 9", are

**OAK**  
**32/6**

**MAHOGANY**  
**37/6**

There is no excuse why you shouldn't have immediate delivery; order from your Dealer at once and stipulate


**W.B. ALL-WOOD  
CABINETS**

All standard sizes are available. Send for full details.

**WALKER BROS. (Guildford) LTD.,  
BRAMLEY — GUILDFORD.**

Telephone: Bramley 117.

*An Ideal Gift!*



**"NIFE"**

**STEEL PLATE H.T.  
ACCUMULATORS**

30 Volts

30/-

List 9/27 describes these batteries.

Order now in time for Xmas!

Batteries Ltd., Redditch, Eng.

220 Shaftesbury Avenue, London, W.C.2



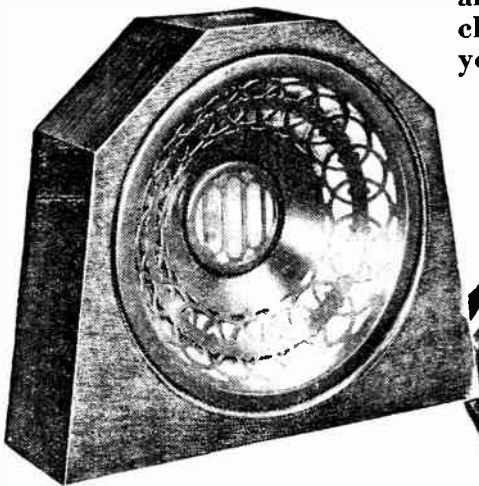


# A Loud Speaker that isn't

**I**T is the easiest thing in the world, when lying back in your chair with your feet on the fender and your eyes half closed, to imagine your BROWN Loud Speaker is the singer himself. It is only when you rouse yourself and look about you that you are certain you are still alone.

It is a habit of the BROWN to make itself heard without making itself obvious. Some people call it "the loud speaker that isn't." They say it is a loud speaker that doesn't let you know it. Which, of course, is the highest tribute they can pay it.

If you have never heard the BROWN Universal Loud Speaker there is a thrilling experience in store for you. When, some evening you are alone, you turn out the light and draw your chair to the fire, its uncanny realism will stir your very soul.



**Brown Universal.**  
Your Dealer will be quite proud to demonstrate it to you. Price £6.




# BROWN

LOUD SPEAKERS

S. G. BROWN, LTD., Western Avenue, North Acton, London, W.3. Showrooms: 19, Mortimer St., W.1; 15, Moorfields, Liverpool; 67, High St., Southampton. Wholesale Depots throughout the country

**FOR  
THE  
HOME  
CONSTRUCTOR**



*Complete  
as illus-  
trated with  
two dished  
washers,  
Price*

**25/-**

**THE  
IDEAL**

**PATENT BALANCED ARMATURE UNIT**

For the home constructor desirous of building a cone type loud speaker there is no better driving Unit than the Ideal. Special steel is used for the magnet which enables a very powerful flux to be obtained, making the Unit extremely sensitive, and the armature is carefully damped to obviate all resonances liable to distort reception. A thoroughly efficient Unit capable of pure and powerful signals.

*Ask your dealer to show you the Ideal Patent Balanced Armature Unit. If you have any difficulty send us the name and address of your nearest Radio store.*


**HEAD OFFICE:** F. A. HUGHES & CO. **MANCHESTER OFFICE:**  
204-206, Gt. Portland St., London, W.1. 185, Princess St. Telephone: City 3809.  
Telephone: Museum 6630 (3 lines). **LIMITED.**

**So We Labelled it  
BLUE SPOT**



**Quality  
Sensitivity  
Appearance  
and  
Low Price**

This new Amplion Cone is designed for hanging from a picture rail or other suitable support, placing it out of harm's way and in the most convenient and efficient position.



The rim is a dark chocolate-coloured moulding with cone tinted to match. A heavy silk cord is fitted. Separate adjustments to cone and unit.

**Price only . . 37'6**

*Ask your dealer for a demonstration.*

**AMPLION**

**Junior  
Hanging Type AC2  
CONE SPEAKER**

*Announcement of Graham Amplion Limited, 25, Savile Row, London, W.1*

*Mention of "The Wireless World," when writing to advertisers, will ensure prompt attention.*

EVERYTHING



ELECTRICAL

**USE A  
GUARANTEED  
"GEEKO"  
2-VOLT ACCUMULATOR**


Cat. No.	No. of Cells	Maximum Charge and Discharge Rate amps.	Actual Capacity amp.-hrs.	PRICE each		
				£	s.	d.
O 625	1 Cell	2	20	11	6	
O 626	2-volt	3	30	13	6	
O 627		4	40	16	0	
O 632	2 Cells	2	20	1	2	6
O 633	4-volt	3	30	1	7	0
O 639	3 Cells	2	20	1	13	6
O 640	6-volt	3	30	2	0	6

The "GEEKO" Low Tension Accumulator, like all G.E.C. products, is thoroughly reliable and *guaranteed* to give long and perfect service. Each 2-volt cell is easily removed for inspection or renewal. The container is of thick celluloid fitted with non-spilling vents. Ample space is provided below the plates for the collection of sediment. Non-corrosive terminals are fitted.

**"GEEKO"  
RADIO ACCUMULATORS  
MADE IN ENGLAND**

Advt. of The General Electric Co., Ltd., Magnet House, Kingsway, London, W.C.2.

B7 Advertisements for "The Wireless World" are only accepted from firms we believe to be thoroughly reliable.



# THE "Melody Maker" OWES ITS SENSATIONAL SUCCESS TO ITS COSSOR VALVES

NOT since Broadcasting began has there been such an astounding success as the wonderful Cossor "Melody Maker." Tens of thousands have already been built—manufacturers of components specified are all working at top speed to keep pace with the phenomenal demand. Many shops have a waiting list of customers wanting to buy the parts for the Cossor "Melody Maker." It's the sensation of the season. And a large share of this success is due to its Cossor Valves. Without Cossor Valves there could have been no Cossor "Melody Maker." No matter which type of Set you are using you'll get better results with Cossor Valves.

**FREE**  
Send a postcard for a copy of the full size chart "How to build the wonderful Cossor "Melody Maker." As simple as Meccano. No soldering. Every wire shown full size, numbered and bent to shape. Impossible to go wrong. Success guaranteed. Build it in an evening. Gets Broadcasting from six countries. Mark your postcard Dept. W.W. A. C. Cossor, Ltd., Highbury Grove, London, N.5.



FOR YOUR POCKET'S SAKE, DEMAND  
**Cossor**  
—the valve which serves you longest

Mention of "The Wireless World," when writing to advertisers, will ensure prompt attention.

# The Wireless World

AND  
RADIO REVIEW  
(15<sup>th</sup> Year of Publication)

No. 431.

WEDNESDAY, NOVEMBER 30TH, 1927.

VOL. XXI. No. 22.

Editor : HUGH S. POCKOCK.

Assistant Editor : F. H. HAYNES.

Editorial Offices : 139-40, FLEET STREET, LONDON, E.C.4

Editorial Telephone : City 4011 (3 lines).

Advertising and Publishing Offices : DORSET HOUSE, TUDOR STREET, LONDON, E.C.4.

Telephone : City 2847 (13 lines).

Telegrams : "Ethaworld, Fleet, London."

COVENTRY : Hertford Street.

BIRMINGHAM : Guildhall Buildings, Navigation Street.

MANCHESTER : 199, Déansgate.

Telegrams : "Cyclist Coventry."  
Telephone : 5210 Coventry.

Telegrams : "Autopress, Birmingham."  
Telephone : 2970 and 2971 Midland.

Telegrams : "Niffe, Manchester."  
Telephone : 8970 and 8971 City.

Subscription Rates : Home, 17s. 4d.; Canada, 17s. 4d.; other countries abroad, 19s. 6d. per annum.

*As many of the circuits and apparatus described in these pages are covered by patents, readers are advised, before making use of them, to satisfy themselves that they would not be infringing patents.*

## IDENTIFYING STATIONS.



WE have on many occasions drawn attention to the difficulty of identifying the various Continental broadcast transmitting stations and have recommended that each station should transmit some identifying signal at frequent intervals between the items of its programme. There was a time when British stations gave their names and call-signs far more frequently than they do at present. In some cases, in fact, no announcement of the kind comes through except at the beginning of a programme or a definite section of a programme.

### Futility of Present Signals.

Many of the Continental stations have adopted some form of identification signal, but in nearly all cases this is employed either at the commencement of the evening's programme or at the conclusion of it, and one may listen in vain for some means other than wavelength to identify a station whilst the programme is being put out. Wavelengths are now agreed upon internationally, and it seems very desirable in the interests of all listeners that some ready means of identifying every transmitter should be introduced. At present there seems to be no system of any kind adopted, but each station appears to choose haphazard some identifying signal which may or may not be very similar and easily confused with that of another station. Thus we find that many of the stations in Germany use the ticking of a metronome, apparently with the idea of providing a signal of identification, but since so many stations use it, it is almost useless for this purpose. A gong is popular with several other stations, and chimes and bells also take their place indiscriminately in the selection of a suitable signal. Many people have complained that the tuning-in signal used by our own stations is so painful to listen to that by the time the programme comes on they have lost their sympathy with broadcasting for the rest of the evening.

What we should like to see, or perhaps more correctly

we should say hear, would be a distinctive signal for every broadcasting station in Europe which came on automatically during the intervals between items of the programme.

### A New System Suggested.

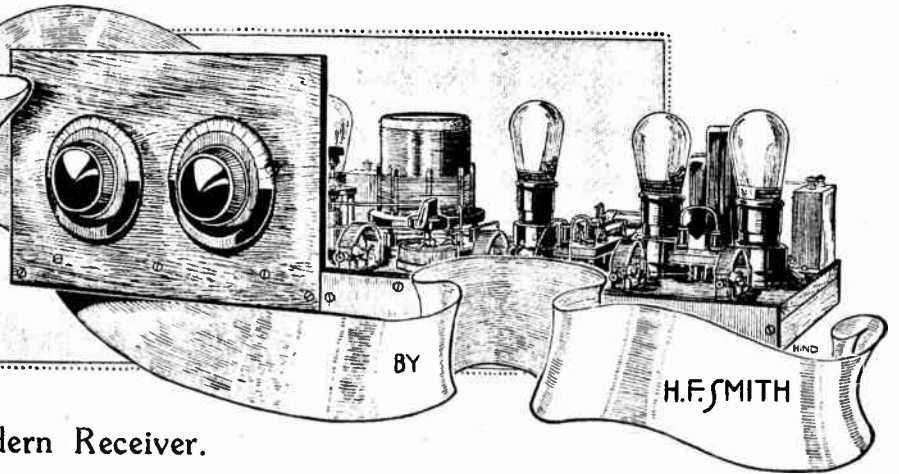
Probably all stations now adopt a method whereby, when an item has been completed in the studio, the microphone is switched off until the next item is ready to be broadcast. It would be a very simple matter to arrange that when this switch is actuated it brings into operation automatically an announcement which would identify the transmitter. Those who have used the ordinary telephone service in Paris will recollect that where instructions are to be given to the user to the effect, say, that a subscriber with whom it is desired to be connected has changed his telephone number, this information is not given over the 'phone by the telephone operator herself, but the operator switches on to an automatic transmitter which transmits the instructions continuously.

With this same system applied to broadcasting, we would have an automatic transmitter saying continuously "This is 2LO, the London station," or some similar phrase, and this would be repeated continuously between items. If some such system could be adopted by international agreement amongst all the European broadcasting stations it would add very much to the interest of the listener and would be far more in keeping with the general progress towards uniformity which the International European Broadcasting Conferences of the past have already done so much to bring about.

It is impossible to deny that the interest of listening to foreign programmes is steadily growing. There is an increasing demand for selective receivers, and the introduction of the Regional Scheme here will certainly add to the choice of programmes available to those with such sets, whilst it is hoped that the scheme will also clear the ether to a certain extent, so as to facilitate reception of the Continental stations. To most people foreign stations to-day are only an alternative programme, and to be able to identify the origin of the transmissions would add enormously to the interest in them.



Wireless World  
STANDARD  
FOUR



A Straightforward Modern Receiver.

IT is significant that the popularity of the "Everyman Four" receiver at the time of writing (some 16 months after the original publication of its description) shows no sign of waning; on the contrary, it is certain that a larger number of these sets is being built to-day than at the corresponding period of last year. One may well ask why this set occupies a position which is probably unique among those presented to home constructors; the answer to the question is undoubtedly summed up in the words "H.F. amplification." Never before has a design been offered where definite figures of performance in this respect were given, and it is safe to say that the set has introduced many amateurs to real high-frequency magnification, as opposed to that obtained by reaction, for the first time. The transformers used in the original receiver were, however, of such exceptional design that there was a natural reluctance to run any risk of impairing their efficiency by making provision for interchangeability; consequently, long waves could only be received by eliminating the high-frequency amplifier and inserting a loading coil in the detector valve grid circuit. Thus,

as far as these long waves are concerned, neither sensitivity nor selectivity were of a high order.

Unfortunately, there is a very real need for a receiver which is equally effective on long as well as on medium waves, more particularly around our Morse-infested coasts; the writer has been at some pains to devise couplings to meet this need, and at the same time to retain the efficiency of the "Everyman Four" transformer on the normal broadcasting waveband. He is satisfied that the H.F. transformers designed by him for the "Regional Receiver" fulfil this requirement; any falling-off that there may be is not aurally appreciable.

It is hoped that the present article will serve a two-fold purpose. In the first place, it is intended that it may show how an efficient 4-valve receiver in keeping with the best modern practice may, by careful choice of components, be constructed at low cost and with a minimum of trouble. Secondly, the design may well serve as a basis both for those wishing to use up an existing stock of components, and for those having their own ideas on

<sup>1</sup> *The Wireless World*. Aug. 17th and 24th, 1927.

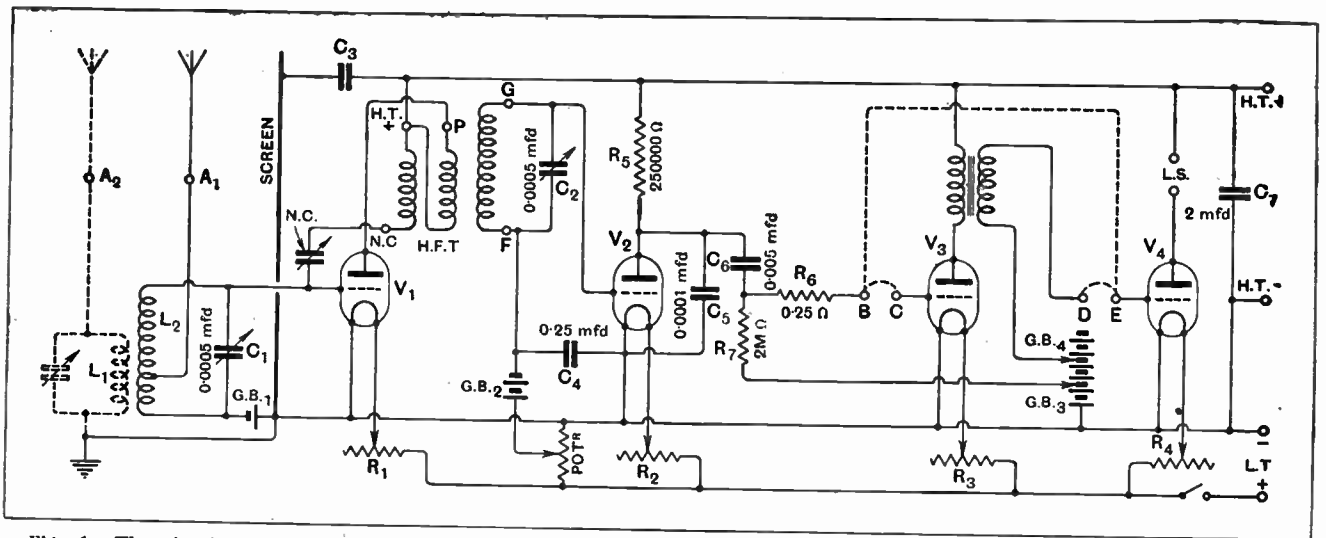


Fig. 1.—The circuit diagram, showing optional tuned aerial circuit in dotted lines. The lettering of components corresponds with that on the practical wiring plan and in the text.

**Wireless World Standard Four.—**

set construction to whom expense is not of first importance.

A description of the receiver may well be preceded by a brief description of its capabilities and limitations. The question of selectivity is all-important, and it should be definitely stated that at a distance of less than three miles it must be expected that signals from a powerful station will "spread" over a sufficiently wide waveband to restrict considerably the number of stations receivable without interference. This holds good for any "single H.F." set, and the only remedy is to take advantage of the filtering effect of a second H.F. amplifier. However, the "spreading" of the local transmission falls off rapidly with increase of distance, and under average conditions at five miles or over the selectivity may be considered as sufficient; in any case it is not practicable to increase it appreciably without introducing various undesirable complications.

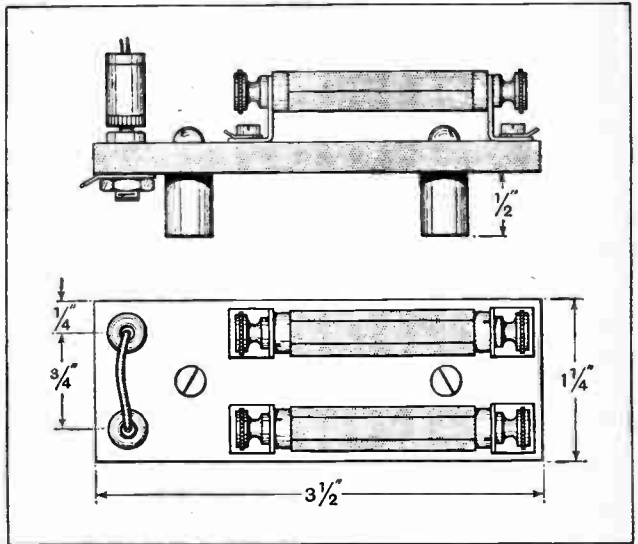
**A "Standard" Circuit.**

The sensitivity is such that under average conditions any transmission which is sufficiently free of "mush," atmospherics, or Morse interference to be worth while hearing may be received at loud-speaker strength. Admittedly, conditions do sometimes exist when advantage may be taken of almost unlimited sensitivity, but such occasions are infrequent. Furthermore, when local conditions are really bad, perhaps by reason of an indifferent aerial-earth system, a big "bag" of stations must not be expected unless the unfortunate enthusiast thus situated is willing to provide himself with something much more ambitious than a four-valve receiver.

The circuit is the well-tried combination of H.F. amplifier, anode bend detector, and resistance- and transformer-coupled L.F. amplifiers (in that order), and is given in Fig. 1. It is intended that the aerial shall normally be tapped to a point on the first grid coil near its low-potential end to form an "untuned" coupling, thus keeping the number of tuning controls down to two. For those who do not object to a third control, provision is made for a separately tuned aerial circuit by mounting a holder for a coil ( $L_1$ ) which may be variably coupled to the grid inductance ( $L_2$ ) and tuned by an external

condenser. It is realised that this arrangement has a limited appeal, but it has distinct advantages, particularly on the long waves.


The high-frequency transformer has already been discussed, and will be referred to again later. Following the usual practice, it is shielded from the grid coil by a



**Fig. 2.—Details of the ebonite mount for grid resistances and plug sockets.**

vertical metal screen. Detector grid bias may be accurately adjusted by means of a potentiometer in conjunction with two dry cells; this valve is coupled to the first L.F. amplifier by a resistance of a value giving what appears to be the best possible amplification combined with good quality reproduction. Similarly, an anode bypass condenser ( $C_5$ ) of 0.0001 mfd. has been chosen as providing an H.F. path of sufficiently low reactance for good detection without appreciably lowering response on the upper register, although with certain loud-speakers it may be found desirable to reduce this capacity to 0.00005 mfd.

With really effective H.F. amplification, it seems that a very large number—probably the majority—of wireless users can obtain from their nearest station sufficient



**Front view of the receiver with valves and H.F. transformer in position.**

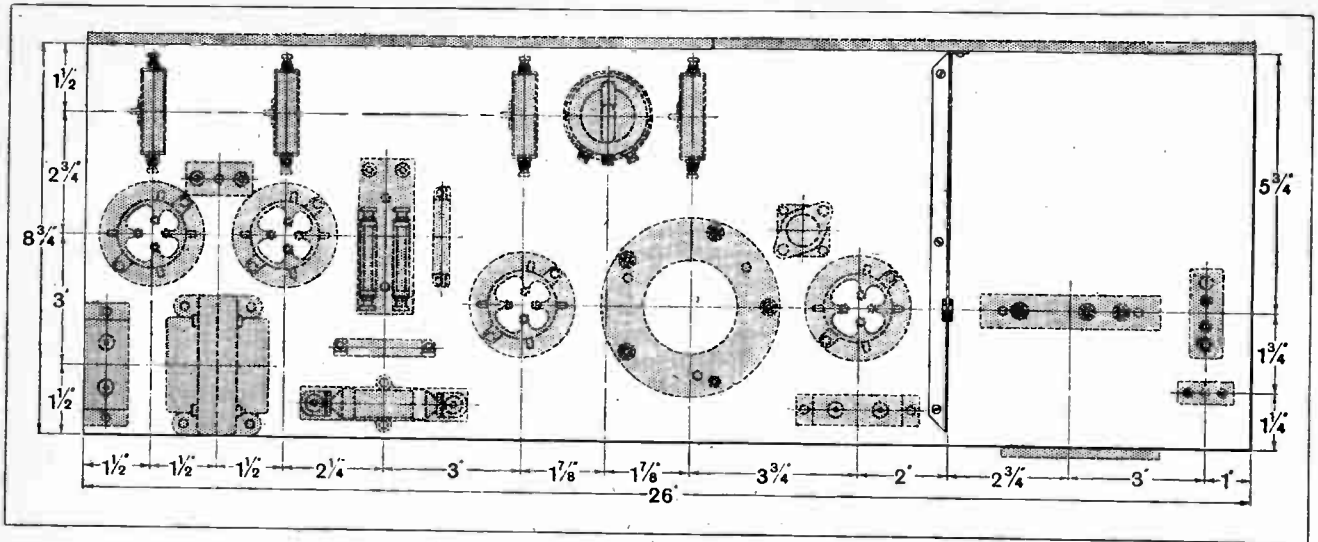


Fig. 3.—Layout of components on the baseboard.

volume, or, at any rate, all the volume with which their output valves are capable of dealing, by the use of a single L.F. stage, although such an arrangement is unsuitable for loud-speaker reproduction of distant stations. It was therefore obvious that some means of eliminating the second L.F. valve was desirable. The writer, realising that L.F. oscillation is an all-too-prevalent trouble at the present time, was unwilling to introduce any complicated switching device which might provoke this condition, and compromised on a simple plug-and-socket arrangement which introduces no undesirable inter-stage couplings. Its operation will be understood without difficulty; when bridging connectors are joined between sockets B, C, and D, E, all four valves are in circuit, while to eliminate the first L.F. amplifier these links are removed, and B and E are connected together. It will be observed that the last valve  $V_4$ , presumably specially suited for the output, remains in this position, while its grid is now biased through the lead marked G.B.3, which must accordingly be moved to the tapping point on the grid battery normally occupied by the G.B.4

plug when all valves are in use. The grid bias battery must therefore be in an accessible position.

Separate filament rheostats are fitted for each valve, but are not, generally speaking, necessary with many modern valves, except, perhaps, for the H.F. amplifier, where adjustment of L.T. current affords a good volume control. If they are omitted, a separate switch must be fitted for  $V_3$ , in order that its filament may be extinguished when it is out of circuit. An L.T. on-off switch is already included.

**Constructional Details.**

A common H.T. voltage for all valves is regarded as suitable where the user intends to limit himself to some 120 volts, but where a greater pressure is to be applied to the output valve an extra connection should be added.

The baseboard, of dimensions as shown in Fig. 3, is fitted on its underside with three transverse battens measuring 1 in. square, and the open space at the front is covered in with a strip of ebonite (details in Fig. 4) which carries the loud-speaker terminals and switch.

Another small ebonite panel is screwed to the rear edge, and on it are mounted the three "Ealex" terminals for alternative aerial and earth connections. These terminals have a socket fitting, and so lend themselves particularly well to use in these positions, as the external aerial tuning condenser (when adopted) may be fitted with flexible leads and plugs for insertion into the sockets marked  $A_2$  and E.

The panel, on which are mounted the variable condensers, is cut from three-

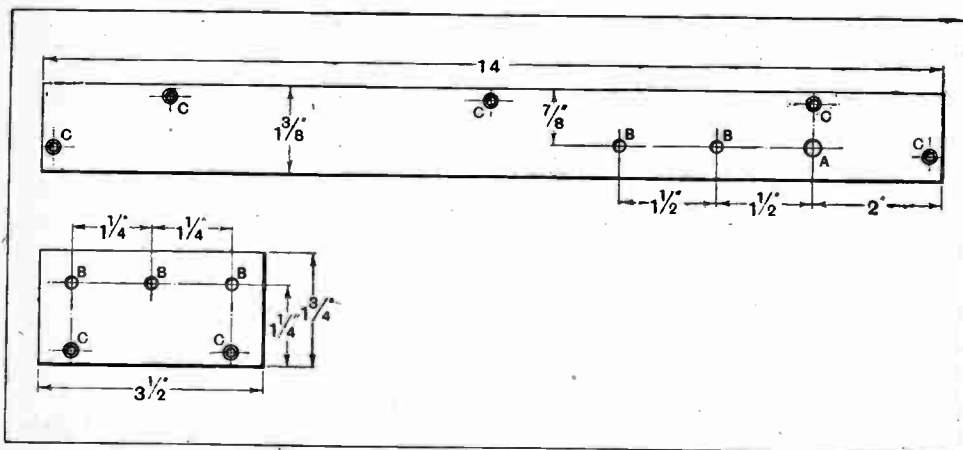


Fig. 4.—Drilling details of ebonite terminal panels. A, 1/4in. dia.; B, 3/16in. dia.; C, 1/8in. dia.; countersunk for No. 4 wood screws.

**Wireless World Standard Four.—**

ply wood  $\frac{1}{4}$  in. in thickness to dimensions given in Fig. 5. It is supported by screws passing into the front edge of the baseboard and also by the screen, which is a rectangular sheet of No. 18 gauge aluminium with front and lower edges bent over at right angles for screwing to panel and baseboard.

The construction of the ebonite base carrying the grid leak ( $R_7$ ), the damping resistance ( $R_6$ ), and the sockets B, C, is shown in Fig. 2. It is raised above the baseboard by two ebonite tube distance pieces through which the securing screws are passed. The other base for sockets D, E, in the output valve grid circuit, measures  $1\frac{1}{2}$  in. by  $\frac{3}{4}$  in., and is mounted on a single distance piece.

An examination of Fig. 7 will show that three ebonite blocks fitted with double-ended soldering tags for connection to the battery leads are screwed to the underside of the baseboard. Although their use makes for a neater finish, they are not essential, as the external leads may be joined to appropriate points on the wiring. It should be noted that the grid bias lead for the output valve is passed from the transformer secondary through the baseboard and thence out to the battery; it is not joined to a soldering tag.

The mounting of components on the underside of the baseboard will be evident from Fig. 7. The grid bias cells are secured by means of loops of wire fitted with

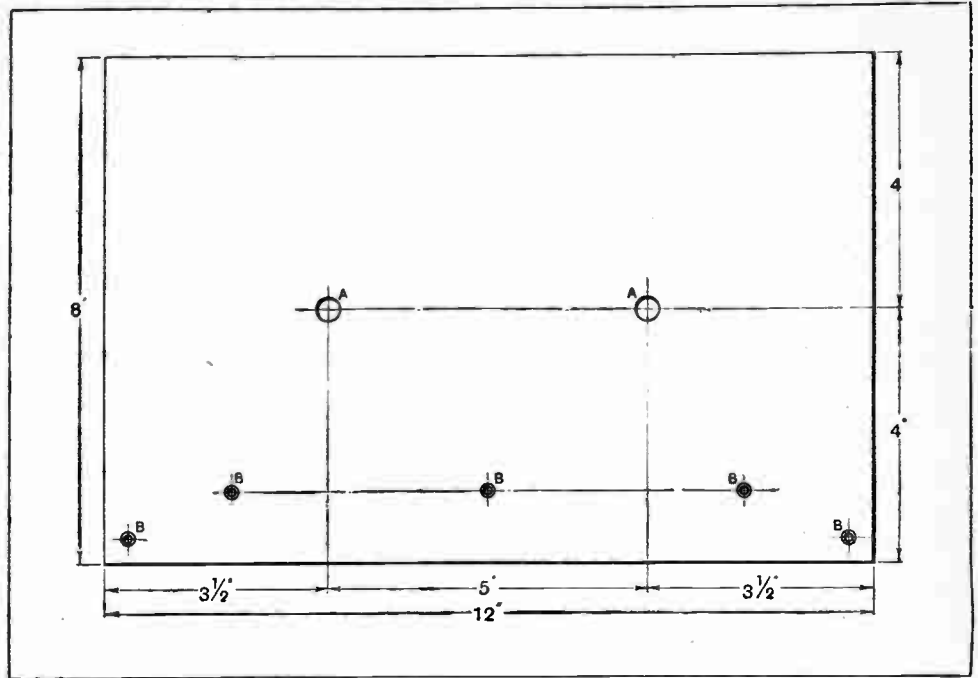



Fig. 5.—Drilling details of the wooden front panel. A,  $\frac{3}{8}$  in. dia.; B,  $\frac{1}{8}$  in. dia., countersunk for No. 4 wood screws.

eyes through which screws are passed into the wood.

There is considerable latitude in the choice of coils, although naturally results will depend largely on their efficiency. From the designs which have appeared recently in this journal, those for the "Regional Receiver" already mentioned are specially recommended. These are now made by a number of firms, the actual specimens illustrated and used in tests being products of Messrs. Wright and Weaire. The H.F. transformers described by the present writer, in collaboration with N. P. Vincer-Minter, in connection with the "All Wave Four" <sup>1</sup> would also be suitable. Winding details of

<sup>1</sup> *The Wireless World*, April 27th, 1927.



Plan view showing lay out of components.

## LIST OF PARTS.

- |   |  |
|---|--|
| 1 Grid leak 2 megs. (Graham Farish, 17, Mason's Hill, Bromley, Kent). | 2 Filament rheostats, 6 ohms "Varistor" (Bedford Elec. & Radio Co., Campbell Road, Bedford). |
| 1 Resistance, 0.25 meg. (Graham Farish).                              | 2 Filament rheostats, 20 ohms "Varistor" (Bedford Elec. & Radio Co.).                        |
| 1 Condenser, 0.0001 mfd. (Graham Farish).                             | 1 Baseboard mounting porcelain potentiometer (Igranic).                                      |
| 1 Condenser, 0.005 mfd. (Graham Farish).                              | 1 Anode resistance, 250,000 ohms, wire wound, with base (Mullard).                           |
| 1 L.F. transformer (R.I.-Varley).                                     | 3 Dry cells, U.9 type (Ever Ready).  |
| 1 Single coil holder (Athol).   | 2 Variable condensers, 0.0005 (Burton).  |
| 4 "Aermonic" valve holders (Christie).                                | 1 On-off switch (Wright & Weaire).   |
| 1 Condenser, 2 mfd. (T.C.C.).   | 5 "Ealex" indicating terminals (J. J. Eastick & Sons, 118, Bunhill Row, London E.C. 1).      |
| 1 Condenser, 0.25 mfd. (T.C.C.).                                      | 4 Sockets and plugs (Eastick).   |
| 1 Condenser, 0.5 mfd. (T.C.C.).                                       |  |
| 1 Condenser, neutralising (Jackson Bros.).                            |  |

Approximate price, excluding coils and accessories, £4 5s. 0d.

all these coils will be reprinted in next week's issue. It is felt that the essentials of H.F. transformer construction have been dealt with so extensively that many readers, even when lacking adequate workshop facilities, but desirous of making their own components, will be able to devise a method of construction to suit the means at their disposal. As a guide, the descriptions of the coils already mentioned should be studied. It may be added that the aerial-grid inductance should be of reasonably low H.F. resistance, and may be wound in any convenient manner. For both long and short waves the aerial tapping should be made at a point which will include about one-sixth of the total number of turns between this junction and the earthed end. Referring to the "Regional" long-wave coils, it is useful to know that expense may be reduced considerably, without any very great sacrifice in efficiency, by winding the secondaries with No. 30 D.C.C. wire in place of Litz; construction is simplified by reducing the number of slots to 10, each containing 25 turns.

The choice of valves is always an important matter which should receive careful attention if best results

are to be obtained. As an H.F. amplifier, a 20,000-ohm valve (this impedance will be accompanied by a voltage factor of about 20) is the best for all-round work. In this class we have the Cossor 610 H.F., Mullard P.M.5X, Six Sixty S.S.12, etc. In the immediate neighbourhood of a powerful station much better selec-

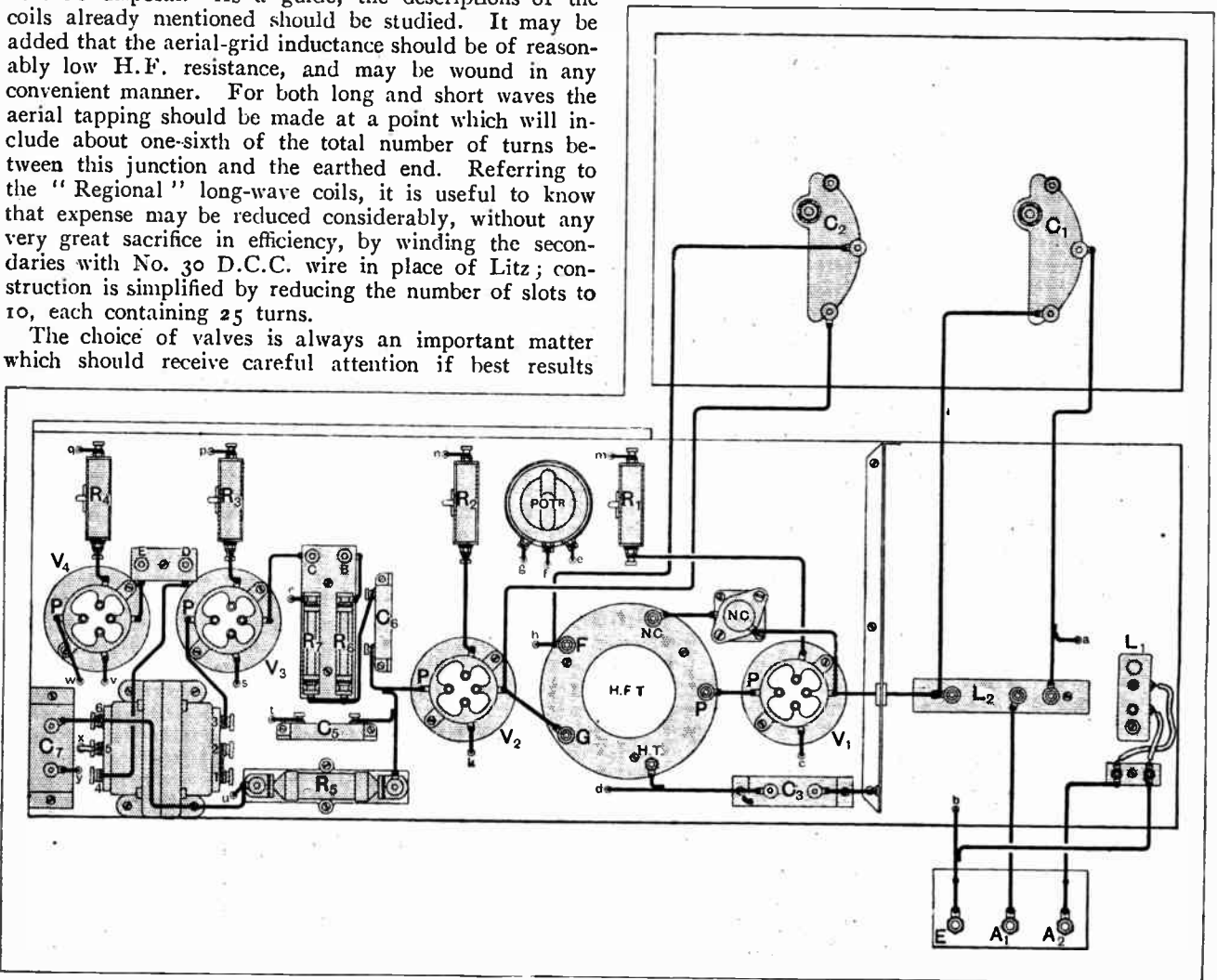


Fig. 6.—The practical wiring plan. This should be considered in conjunction with Fig. 7, which shows the underside of the baseboard. The lettering a, b, c, etc., on leads passing through the board corresponds with that in the latter diagram.




**Wireless World Standard Four.—**

activity is obtainable from a 50,000 "R.C." type; the Cosmos S.P.50B, with no grid bias, works particularly well under these conditions. As a detector, it is intended that a 60,000 or 70,000-ohm valve should be used. Among others suitable are the Marconi or Osram D.E.H.610, Mullard P.M.5B, Cossor 610 R.C., etc.

The first stage L.F. valve should not have an imped-

loudness. The balancing capacity should now be adjusted till signals disappear, or, at any rate, are reduced to a minimum, after which both circuits are retuned, and a further neutralising adjustment is made, if necessary,



View from the rear. The optional aerial coil is inserted in its holder.

ance greatly in excess of 20,000 ohms; most of the valves mentioned as H.F. amplifiers fulfil this requirement, with the addition of the Marconi or Osram D.E.L.610. The choice of an output valve will, as usual, be a matter to be decided by the user's facilities for supplying anode current, and his requirements as to volume.

Preliminary adjustments may well be made with only one L.F. stage; it should not be forgotten that, as already stated, the G.B.3 plug should be moved to a suitable negative tapping on the battery for biasing the output valve. Where a really large input from a nearby station is available, the H.F. stage may be balanced by switching out the first valve and, with neutralising condenser set at minimum, tuning in signals to maximum

to eliminate any signals which may be heard. Alternatively, the set may be balanced with the H.F. valve in operation (*not* on signals from the local station, and preferably out of broadcasting hours, please!). Again, with zero neutralising capacity, a transmission should be tuned in, when, if everything is in order, uncontrollable oscillation will normally be produced. N.C. should now be rotated till apparent stability is obtained, after which the tuning operation should be repeated, following this by a further slight adjustment of the balancing condenser; incidentally, it will be observed that this is mounted in such a position that it is most easily operated with the help of a screwdriver, the blade of which is inserted in a slot cut in its controlling knob.

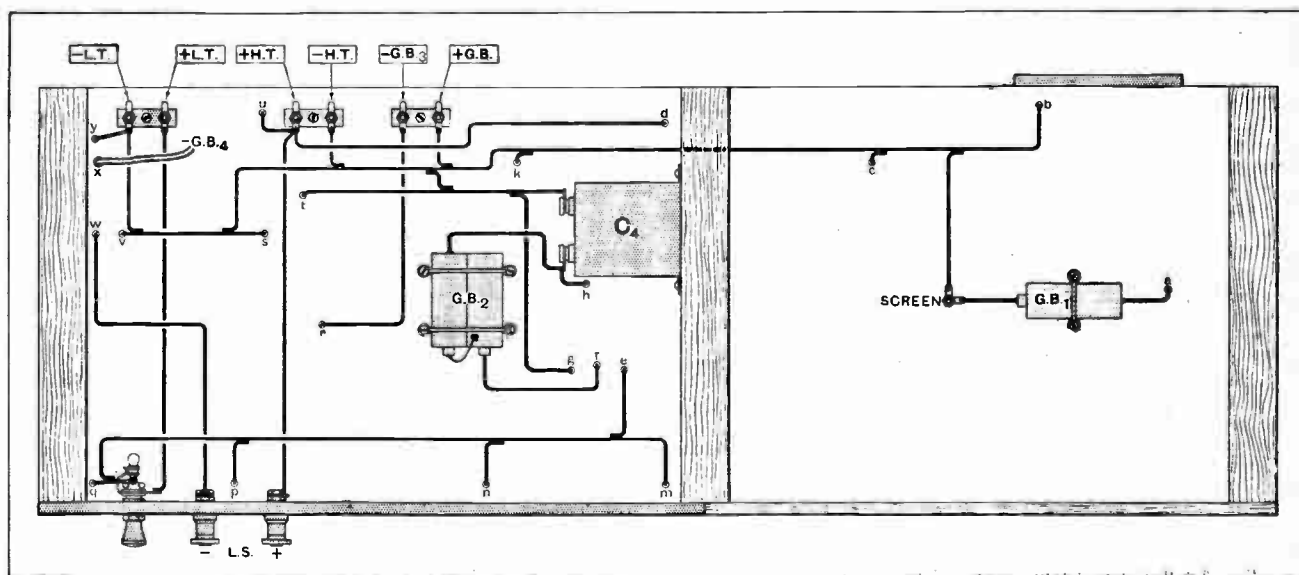


Fig. 7.—Wiring on the underside of the baseboard.

**Wireless World Standard Four.—**

"Searching" is carried out by rotating the two condenser dials simultaneously so that the circuits remain more or less in tune with each other; normally it will be found that the dial readings are approximately "in step" over the greater part of the tuning scales of the condensers.

Before attempting to receive distant stations, it is necessary to adjust the grid potentiometer; this operation should be carried out while listening to weak signals, and, with 120 volts H.T., it will generally be found that nearly two volts negative will be required for best detection.

The modifications necessary when it is desired to build up the receiver in the conventional manner in an American type of cabinet will be fairly obvious. A panel measuring 26in. by 8in. will be required, and in addition to the two variable condensers (which will occupy the same positions as at present) the potentiometer and H.F. filament rheostat  $R_1$  may be moved on to it from the baseboard.

By slightly altering the positions of  $R_2$  and  $R_4$  it is possible to accommodate a choke-condenser filter or output transformer; some device of this kind is generally recommended nowadays, particularly when the output valve is of low impedance.

**IDENTIFICATION SIGNALS.****Opening and Interval Signals of European Broadcasting Stations.**

*Below is published a list of identification signals transmitted by a number of the European stations. Identifying stations forms the subject of editorial comment elsewhere in this issue, where it is pointed out that there is a need for international agreement on the type of identifying signal, and that the signal should be transmitted far more frequently than at present. Many of the stations are now using identification signals so similar in character that confusion arises as to identity.*

- Berlin.** Witzleben, 483.9 metres, 4 kW. Interval signal: A clock chimes the hour.
- Berne.** 411 metres, 1.5 kW. Opening signal: Notes on a post-horn or tuning note. Interval signal: Each item preceded by two strokes and concluded with one stroke of a gong.
- Bratislava (Pressburg), Czechoslovakia.** 263.2 metres,  $\frac{1}{2}$  kW. Interval signal: Four bells (F A C C).
- Breslau.** 322.6 metres, 4 kW. Interval signal: (Occasional) metronome.
- Brussels.** Radio Belgique, 508.5 metres, 1.5 kW. Opening signal: Whistle.
- Budapest.** Hungary. 555.6 metres, 2 kW. Opening signal: — . — . — . on two notes (the dots being on a slightly higher note).
- Cadiz.** EAJ3, 400 metres,  $\frac{1}{2}$  kW. Opening signal: Metronome.
- Copenhagen.** 337 metres,  $\frac{3}{4}$  kW. Opening signal: Three strokes on a gong.
- Dublin.** 2RN, 319.1 metres,  $1\frac{1}{2}$  kW. Opening signal: Tuning note.
- Frankfort-on-Main.** 428.6 metres, 4 kW. Opening signal: Three strokes on gong. Interval signal: Metronome.
- Geneva.** 760 metres,  $\frac{1}{2}$  kW. Opening signal: A long whistle repeated three times.
- Graz, Austria.** 357.1 metres,  $\frac{1}{2}$  kW. Opening signal: Series of V's (... —) in Morse. Interval signal: Metronome or K (— . —) in Morse.
- Hamburg.** 394.7 metres, 4 kW. Opening signal: HA (... —) in Morse. Interval signals: Strokes on gong to indicate length of interval in minutes, followed by metronome.
- Hanover.** 297 metres,  $\frac{3}{4}$  kW. Interval signals: Strokes on gong to indicate length of interval in minutes, followed by HR (... —) in Morse.
- Innsbruck, Austria.** 294.1 metres,  $\frac{1}{2}$  kW. Interval signal: Metronome.
- Kiel.** 254.2 metres,  $\frac{3}{4}$  kW. Interval signal: KL (— . — . —) in Morse. Gong between the items.
- Klagenfurt, Austria.** 272.7 metres,  $\frac{3}{4}$  kW. Interval signal: Metronome.
- Königsberg.** 329.7 metres, 1 kW. Interval signal: Metronome.
- Königswusterhausen.** 1,250 metres, 8 kW. Opening signal: Metronome and call. Interval signal: Metronome and call.
- Kovno, Lithuania.** 2,000 metres, 15 kW. Interval signal: Strokes on a gong.
- Langenberg, Germany.** 466.8 metres, 25 kW. Opening signal: Chimes, four bells. Interval signal: U (. . —) in Morse.
- Lausanne.** 680 metres,  $\frac{1}{2}$  kW. Opening signal: Chimes, followed by carillon.
- Leipzig.** 265.8 metres, 4 kW. Interval signal: Metronome or, when relaying Dresden, DR (— . —) in Morse.
- Leningrad.** RA42, 1,000 metres, 10 kW. Opening signal: Gong or chimes.
- Lyons.** PTT, 476.2 metres, 1 kW. Interval signal: (Occasionally) a bell.
- Madrid.** EAJ7 (Union Radio), 375 metres, 3 kW. Opening signal: A bugle-like call of three or four notes or a few chords on a piano.
- Marselles.** 309.3 metres,  $\frac{1}{2}$  kW. Opening signal: A few bars of old folk song.
- Milan.** 1MI, 315.8 metres,  $1\frac{1}{2}$  kW. Opening signal: Tuning note.
- Munich.** 535.7 metres, 4 kW. Opening signal: MUNG (— . — . — . —) in Morse, followed by three notes (A, F sharp, D). Interval signal: The same.
- Münster.** 241.9 metres,  $1\frac{1}{2}$  kW. Opening signal: Gong and MS (— . —) in Morse, at intervals of five seconds. Interval signal: U (. . —) in Morse when relaying Langenberg.
- Naples.** 1NA, 333.3 metres,  $1\frac{1}{2}$  kW. Opening signal: Oscillating valve. Interval signal: Metronome.
- Paris.** Eiffel Tower, 2,650 metres, 5 kW. Opening signal: A series of seconds counted in French.
- Paris.** Radio Paris, 1,750 metres, 8 kW. Opening signal: Electric gong at 12.30 and 8.30 p.m. and studio clock chimes at the full hour.
- Rome.** 1RO, 450 metres, 3 kW. Opening signal: Oscillating valve, followed by "Pronto." Interval signal: Trumpet call and "Radio Roma."
- Stockholm.** 454.5 metres,  $1\frac{1}{2}$  kW. Opening signal: Swedish folk-songs played on a spinet. Interval signal: Rapid ringing of a bell.
- Stuttgart.** 379.7 metres, 4 kW. Opening signal: Three notes (C, D, G) and metronome. Interval signal: The same.
- Toulouse.** 391 metres, 3 kW. Interval signal: Metronome.
- Vienna.** Stubenring, 577 metres,  $\frac{3}{4}$  kW.; Rosenhügel, 517.2 metres, 5 kW. Opening signal: V (... —) in Morse. Interval signal: Metronome.
- Warsaw.** 1,111.1 metres, 10 kW. Opening signal: W (. — —) in Morse. Interval signal: The same.
- Zagreb, Yugo-Slavia.** 310 metres,  $\frac{1}{2}$  kW. Opening signal: Metronome. Interval signal: Two strokes on bell.
- Zurich.** 588.2 metres,  $1\frac{1}{2}$  kW. Interval signal: Gong.

**CATALOGUES RECEIVED.**

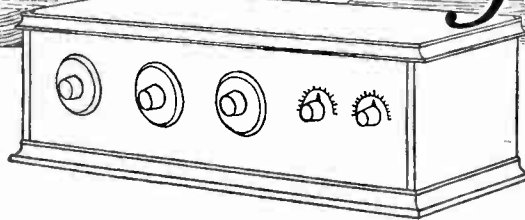
C. S. Dunham, Elm Works, Brixton Hill, London, S.W.2. Catalogue of wireless instruments (ninth edition) for season 1927-28.

W. G. Pye and Co., Granta Works, Cambridge. Catalogue of Pye valve receivers.

Carborundum Co., Ltd., Trafford Park, Manchester. Illustrated leaflet dealing with the carborundum stabilising detector unit.

M.P.A. Wireless, 62, Conduit Street, London, W.1. Coloured folders descriptive of the M.P.A. reproducers and broadcast receivers.

PRACTICAL  
HINTS AND TIPS



Aids to Better  
Reception.

Simple Circuit  
Theory.

A PLEA FOR WORKMANSHIP.

IT is probably sound advice to beginners to suggest that the need for good workmanship increases with lack of knowledge and experience. We see photographs of successful apparatus (sometimes even transmitters) assembled in a rough and apparently haphazard manner, and are perhaps inclined to doubt the correctness of this advice, but a little consideration will show that it is justified. The expert or experienced amateur may tie together his components with string, but close examination will probably reveal the fact that this indifferent insulator is so arranged that points at equal low potential are bridged by it. If the beginner attempts to proceed in this manner difficulties are almost invariably encountered, because his lack of experience does not allow him to exercise discrimination as to where liberties may be taken.

Similarly, the expert is in a position to know where it is possible to use cheap and poorly designed components without running the risk of introducing serious losses and general inefficiency; these economies are likely to lead to disappointment for the beginner, who would be wise to confine himself—until he has acquired experience—to comparatively simple circuits, using only components of reliable manufacture.

ANOTHER VOLUME CONTROL.

IT is not generally realised that volume can be reduced by increasing the bias of an anode bend detector valve by the application of an excess negative voltage over and above that required for best rectification. Provided that the L.F. part of the set is correctly designed, so that it is normally not overloaded by an H.F. in-

put sufficient to give good detection, there is no reason why this method should introduce appreciable distortion.

When potentiometer control is fitted a record should be kept of the dial reading corresponding with the position for best rectification, and the negative end of the scale should also be marked in order to prevent the possibility of accidentally applying a positive potential, which will impair quality.

The method in question may easily be applied to the control of volume from a distant point; provided that a large by-pass condenser is inserted between the low-potential end of the tuned circuit and negative filament,

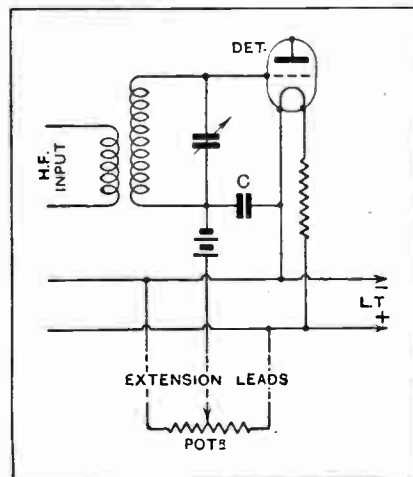


Fig. 1.—Distant control of volume by varying the detector valve bias.

there is no objection to extending the potentiometer leads. The connections are shown in Fig. 1, in which the by-pass condenser mentioned above is shown at C; it may have a capacity of some 0.25 mfd.

It may be added that when the

method suggested is adopted it is often desirable to add another cell to the number specified in constructional articles for the detector grid circuit, in order that sufficient negative voltage may be applied for adequate reduction in the rectified output of very strong signals.

o o o o

CHOOSING A VALVE.

EXPERIMENTERS and amateurs in this country are fortunate in having a wide choice of valves—probably wider than in any other country. Almost every manufacturer produces a type particularly suited for some special function which in many cases has more or less exclusive characteristics. Users should accordingly not hesitate to mix the products of various makers if by doing so they may more nearly approach the ideals laid down in the various constructional articles.

o o o o

ANODE BEND FOR VOLUME.

THERE can be no doubt that, considered purely from the point of view of detection, the leaky-grid-condenser detector is more sensitive than the rival anode-bend rectifier. This latter, however, imposes no damping on the circuits with which it is associated, and, if reaction is ruled out—there is a distinct tendency to do so in modern receivers—it is probably correct to say that it is as sensitive when judged by results. However, it is not the purpose of this paragraph to discuss the relative merits of the two systems, but to point out that when there is superabundant H.F. input from the aerial (this condition will generally obtain in the immediate vicinity of a broadcasting station) it

is certain that the anode bend detector will be better capable of handling this input, and, assuming a two-valve set with detector and L.F. amplifier, it will actually deliver greater volume. ○○○○

**SWITCH CHANGE-OVER.**

THE Hartley circuit has so many advantages from the point of view of easy wave-band change that it cannot be ignored in the design of a receiver in which it is desired to change from one wave-band to another, or even from one station to another, by the movement of a switch. The fundamental circuit of

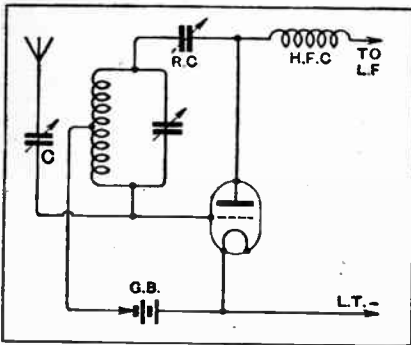


Fig. 2.—Skeleton diagram showing essentials of the Hartley detector circuit with anode rectification.

a Hartley detector is shown in Fig. 2, from which it will be seen that a single centre-tapped coil serves the dual purpose of tuning and reaction inductances. Although the whole coil is shunted by a variable condenser, only one half of it is connected between grid and filament of the detector valve; the other half may be considered as the reaction winding. Regeneration is controlled by means of a variable condenser, which should have a small capacity. If aerial damping is low, some 50 micro-mfds. (0.0005 mfd.) will be sufficient, but to be on the safe side it is suggested that a maximum capacity of 0.0001 mfd. should be used. A condenser with a low minimum may be chosen with advantage. The condenser C, although it has an effect on tuning, should be regarded rather as a control of aerial coupling; it will be found that the amount of capacity necessary to produce reaction will decrease with the reductions of capacity of condenser C.

The circuit diagram of a complete three-valve receiver which is recom-

mended for good-quality loud-speaker reproduction in localities where medium sensitivity combined with no very high degree of selectivity is necessary is shown in Fig. 3, in which are marked suggested values for the majority of the components. The detector operates as an anode-bend detector, but it must be admitted that the Hartley circuit is hardly at its best with this form of rectification, as the full H.F. potential developed across the tuning inductance is not applied to the grid. However, this method of rectification has other advantages, which are probably sufficient to warrant its inclusion, and, in any case, it will be found an easy matter to add a grid condenser and leak in the normal manner when this modification is desired.

Volume control is effected by the use of a tapped anode resistance, which is used as a potentiometer; when the lead connecting to the grid of the first L.F. valve is joined to the tapping nearest to the detector plate, signal strength is at a maximum. A reduction in intensity is made by moving this contact towards the low-potential end of the resistance.

The tuning inductances will be chosen with regard to the wave-bands to be received. Generally speaking, for the normal wave-band and Daventry, commercial centre-tapped coils having respectively 75

and 250 turns will be found suitable. It will be obvious that this arrangement as shown, while changing wave-bands, will not permit of a simple change-over from one station to another, as it is extremely unlikely that a common setting of the tuning condenser will apply to each of the desired transmissions. If a receiver to comply with this condition is required, it will be necessary to fit separate tuning condensers for each coil.

It will be noticed that a separate switch for the filament circuits is included. This may be eliminated by obtaining a three-pole change-over switch, with a centre "neutral" position, wired in such a way that the filaments are lighted when either of the tuning coils are thrown in the circuit.

The H.F. choke may be of any good commercial pattern with an inductance of some 50 millihenries.

Incidentally, this component is a possible source of instability, as far as the long waves are concerned, through choke resonance. This is due to the possibility that the choke winding, in conjunction with incidental capacities present, may tune approximately to the wavelength to be received; the trouble manifests itself as uncontrollable oscillation which cannot be stopped by setting the reaction condenser at zero. A cure may be effected by connecting a second choke in series.

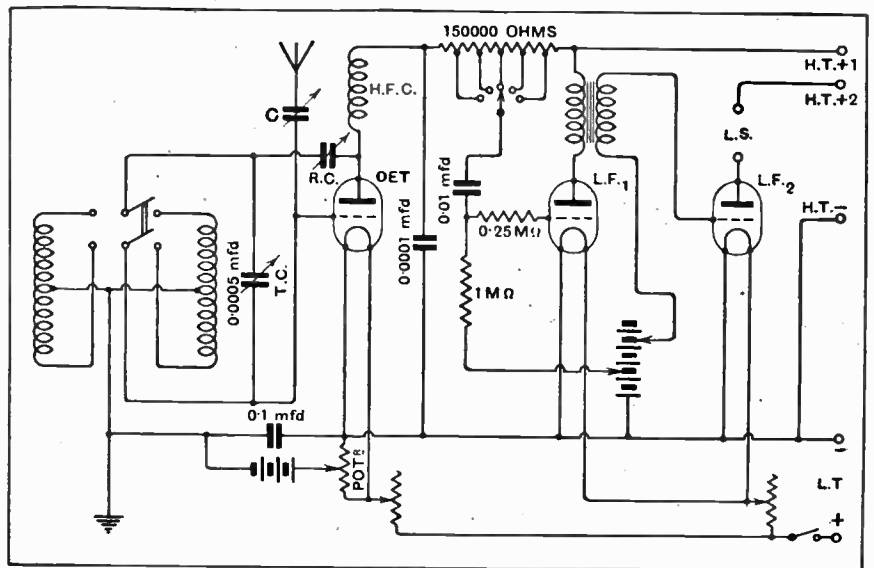


Fig. 3.—Long and short waves by moving a switch; a simple receiver arranged for easy change-over.


# MAKE YOUR OWN CONE SPEAKER

TWO WONDERFUL UNITS AT ONLY **15/-** EACH  
YOU'LL BE SURPRISED!

The New Wonder "Nightingale" CONE UNIT with Balanced Armature.

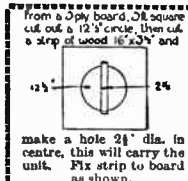
GRAMOPHONE ATTACHMENT.

with 4-inch dia- phragm.



AS FITTED TO OUR CABINET CONE

AS FITTED TO OUR AS POST HORR.



**BULLPHONE DOUBLE PAPER CONE 2/-**

Exactly as fitted to our own Speakers.

Reduced from 32/6 to 15/- solely as an advertisement for the famous Bullphone Nightingale Loud Speakers. Cobalt magnet guaranteed or all time. **Astonishing Results, equal to the most expensive Loud Speakers yet made, are guaranteed with either of these Units**

**BUY ON 10/- EASY TERMS 5/-**  
DEPOSIT SEND DEPOSIT NOW—NO REFERENCES—SPEAKER BY RETURN. DEPOSIT




CABINET CONE

Size 17 ins. high by 15 ins. in Mahogany, Walnut or Rosewood finish

**77/6** cash, or **EASY TERMS.** 10/- deposit and 12 monthly payments of 6/-

Obtainable from your Local Dealer or direct from:—



DE LUXE

**57/6** cash, or 5/- deposit and 12 monthly payments of 5/-



## Judged by results

THE B.T.H. Nickel Filament Valve has a longer filament and a greater emission than any other 2-volt valve

As a result, the new valve gives better performance for a longer period.

This new valve offers the line of least resistance to good reception. It detects without loss and amplifies without distortion. It is the very ace of valves.

Whatever 2-volt valves you may be using at present, you can be sure of improved results by changing over to B.T.H. Nickel Filament Valves. You need not take our word for it. Try them yourself. You will be amazed at the improvement in volume and quality.

Judged by results B.T.H. Nickel Filament Valves are superior to all other 2-volt valves.

**B. 210H**  
R.C. an i..F.  
Fil. Volts... 2  
Fil. Amps 0.10  
Max H.T.V. 150  
**10s. 6d.**

**B. 210L**  
General Purpose  
Fil. Volts 2  
Fil. Amps 0.10  
Max H.T.V. 120  
**10s. 6d.**

**B. 215P**  
Power Amplifying  
Fil. Volts..... 2  
Fil. Amps...0.15  
Max H.T.V. 120  
**12s. 6d.**

The above prices are applicable in Gt. Britain and N. Ire. and only.




# VALVES

Made at Rugby in the Mazda Lamp Works  
The British Thomson Houston Co., Ltd

2873 A



# STEADY PERSISTENT SERVICE



IS ASSURED  
WITH ALL SIEMENS  
BATTERIES

THEY are made throughout at our works at Woolwich and with the practical experience of over 50 years' dry battery manufacture behind them, they represent the best value on the market to-day.

60 volts (as illustrated) .. .. 9/6  
100 volts .. .. .. 15/6

## FOR POWER VALVES USE A POWER BATTERY

and ensure that clear reception, long life, and general satisfaction which a SIEMENS POWER BATTERY will give.

"POWER" 60 volts .. .. 17/6  
"POWER" 100 volts .. .. 29/-

Decide that your next Battery will be an exceptionally good one, specify—


# SIEMENS

## RADIO BATTERIES

SIEMENS BROTHERS & Co., LTD., WOOLWICH, S.E.18.

Obtainable from all dealers.

*Components of Distinction & Quality*



## The Popular Condenser

This component has achieved an outstanding success and only a big demand and its novel design which calls for a minimum of material justifies its modest price. The end plates being aluminium pressings impart stiffness while the rotor is mounted on ball bearings. No slop or springs or spring washers. The plates are so designed that with average capacities a straight line wavelength curve is obtained, i.e. corrected square law.



NEUTRALISING  
CONDENSER



UNIVERSAL H.F.  
CHOKES.

Either for Board or  
Panel Mounting.  
7/-

With 3 inch. plain dial.  
218. '003  $\mu$  F. - - - 10/-  
219. '0005  $\mu$  F. - - - 10/6  
With Two Speed Dial and Station  
Recorder.  
2186. '003  $\mu$  F. - - - 17/6  
2196. '0005  $\mu$  F. - - - 18/-  
Dual Type with "Two Speed" Dial  
and Station Recorder.  
2286. '005  $\mu$  F. each half £1 : 9 : 6  
2296. '003  $\mu$  F. each half £1 : 8 : 6

Send 1½d. in stamps for the new Bowyer-Lowe Catalogue



BOWYER-LOWE CO., LTD., LETCHWORTH

533


Mention of "The Wireless World," when writing to advertisers, will ensure prompt attention.

B20


## METAL RECTIFIERS.

## Important New Type of Battery Charging Rectifier.

**B**RIEF reference has already been made in these pages to A.C. battery charging sets embodying the Westinghouse "metal" rectifying elements, and as an entirely new principle of rectification is involved much interest has been shown. Information is now available concerning the several commercial forms of battery chargers to be manufactured by the Westinghouse Brake and Saxby Signal Co., Ltd., and from



Another form of rectifier designed for three-phase input and giving a D.C. output of 6 amperes at 110 volts.



Battery charging rectifier incorporating the new dry "metal" rectifier. This model gives an output of 12 to 14 volts at 3 amperes.

technical considerations of performance it is likely that the metal rectifier has come to stay.


The rectifier is described as an electronic device depending for its operation upon the unidirectional conductivity effect which is obtained across a contact of copper and copper oxide. The plates in the form of discs are clamped up hard together upon an assembly bolt, and owing to the slight temperature rise which occurs cooling fins are inserted. Full-wave rectification is produced by connecting four sets of cells in bridge formation, each arm of the bridge consisting of cells in series or parallel, according to whether a high potential or a heavy current is required in the output circuit. It is interesting to learn that the ratio of resistance from the copper to the oxide-coated plate is extremely high


compared with the resistance from the oxide coating to the copper. The ratio of these two resistances is of the order of 1,000, thus, if a rectifying unit passes 1.0 amp. with 2 volts applied from oxide to copper, then only 1 mA. will be obtained when 2 volts is applied in a reverse direction. The reverse current does not actually occur when a full-wave rectifier is charging a battery. If a rectifier is left connected to a battery after the A.C. supply is cut off a small reverse current will, of course, be taken from the battery, but owing to the exceedingly high resistance of the rectifier in the direction that would tend to discharge the battery, this effect can be neglected.

Although little authoritative data is available concerning the efficiency of the various forms of A.C. rectifiers, it is probable that for the electrolytic, thermionic, and vibrating types efficiency ranges from about 4 to 45 per cent. It is claimed, however, that the efficiency of this new form of rectifier is over 60 per cent., the overall efficiency of the complete rectifying set being approximately 52 per cent. In the small rectifiers the efficiency is probably lower, though still comparing favourably with other rectifiers of corresponding output.

Another application is the use of the rectifying cell in a smoothing circuit following an A.C. rectifier. When the pulsating voltage of the output rises above the mean D.C. potential, the resistance of the rectifying unit, which is non-linear, decreases rapidly. By this means the peaks of the pulsating potentials are removed.

Below is a trickle charger unit giving 1 amp. D.C. output. The taller unit, consisting of a large number of series-connected cells, is for battery eliminator construction and gives 100 mA. at 200 volts.






## Latest Products of the Manufacturers.

### USEFUL PANEL SUPPORTS.

When testing a newly constructed receiver before it is mounted in the cabinet difficulty is often experienced in lifting the panel and its components away from the table. Sets of clamps useful for this purpose are obtainable from the South Wales Wireless Installation Co., Ltd., 21-22, Edward Terrace, Cardiff.



Substantial brass clamps for supporting instrument panels during the process of wiring and testing.


The clamps take the form of rods with angle metal end pieces. Four of these supports can be clamped around a panel to grip the edges. They will not only prove helpful when testing, but have many useful applications during the process of building and wiring.

### ROTHERMEL SHORT-WAVE COILS.

Readers are reminded that many of the American sets of short-wave coils are suitable for use in the construction of the Short-wave II and Short-wave III sets recently described in the pages of this journal. Coils of the plug-in type fitted with four-pin connectors are now gener-

ally used for simultaneously interchanging both closed circuit and reaction coils, while a single coil is used on all wavelengths. A set of robustly constructed short-wave coils in which the turns of wire are secured in grooves on the face of thin celluloid are produced by the Twin Coupler Company and obtainable in this country from the Rothermel Radio Corporation of Great Britain, Ltd., 24-26, Maddox Street, Regent Street, London, W.1. Ribbed section ebonite pieces support the coils and their pin connectors, and a base piece is supplied fitted with spacers so that it can be conveniently screwed down to the top of the receiving set. A set of three interchangeable coils is supplied to cover a wave band of 20 to 200 metres.

Among the many types of short-wave tuning coils manufactured in the United States the Aero inductances designed for covering a wave range of 15 to 130 metres are exceedingly popular. These coils are practically air supported, the turns being spaced and clamped at four points between ebonite strips. A single aerial coil is used over the entire range and is attached permanently to an insulating plate which carries the four sockets for the interchangeable coils. A good feature is the use of the "banana" form of connecting plug, giving a reliable contact. The arrangement of the reaction turns is of particular interest, being arranged as a fine wire winding set up at the aerial end of the grid circuit. This is a good feature because it permits of the grid end of the grid circuit coil being remote from the aerial coil, whilst at the same time the proximity of the aerial winding to the reaction inductance may tend to produce greater range by reducing the losses in the aerial circuit.




Set of Rothermel short-wave coils covering a tuning range of 20 to 200 metres.

ally used for simultaneously interchanging both closed circuit and reaction coils, while a single coil is used on all wavelengths. A set of robustly con-

Transmitting inductances are also available with a similar form of mounting, though the windings are of a suitable heavy gauge enamelled wire.

### THE "EXACT" AERIAL TUNER.


The two-valve receiver with regenerative aerial tuning is exceedingly popular and moderately easy to construct. Wiring of the aerial reaction circuits may be further simplified by the use of the "Exact" aerial tuner, a product of The Exact Manufacturing Co., Croft Works, Priory Street, Coventry.



The "Exact" aerial tuner. It is easy to fit and the windings are totally enclosed.

Although moderate in price—it sells at 14s.—this tuner is constructed from turned ebonite discs and tubes which completely enclose the windings as well as the contacts of the seven-point aerial switch. The aerial coil in conjunction with the parallel condenser of a capacity of 0.0005 mfd. covers a tuning range of from 250 to well over 1,600 metres. Ample range of reaction coupling is provided, so that regeneration can be obtained with the single reaction coil over this wide band of wavelengths.

To fit the tuner to the instrument panel only two holes are required, one of which is used also to secure a nickel-plated brass indicating scale carrying engraved figures. The plane of this indicating plate is, of course, parallel with the face of the aerial coil, an arrangement which might be thought to have a detrimental effect upon the aerial winding. It is, however, liberally spaced from the winding, so that any damping which may be introduced is of small significance compared with the considerable damping which is always present in an aerial circuit.



# CURRENT TOPICS

## Events of the Week in Brief Review.

### WEST HAM'S LOUD-SPEAKERS.

The Town Council of West Ham has issued a notification that the by-law is now in force prohibiting the use of loud-speakers in public streets.

### RISING STEADILY.

The number of wireless receiving licences issued by the Post Office this year up to the end of October was 2,337,733. Free licences granted to the blind numbered 10,125.

### TELEGRAPH PICTURE SERVICE.

A service for the telegraphic transmission of pictures between Berlin and Vienna is to be officially inaugurated tomorrow (Thursday), according to a Berlin announcement. The Carolus system will be used.

### "ON THE AIR" AND IN IT.

"Flying Broadcasters, Inc.," is, as one would readily surmise, an American organisation. It has just been granted a licence by the U.S. Federal Radio Commission for the purpose of operating a transmitter in an airplane on the broadcast wavelength band. Its object is said to be experimental.

### WIRELESS-CONTROLLED 'PLANE.

The pilotless 'plane so beloved of the novelists has become a reality. A Bréguet biplane, flying under wireless control without a pilot, has been tested successfully at Istres, says *The Engineer*. It has made several pilotless flights and has taken off and landed eleven times without mishap. The French Government Air Official Trials Committee has decided to accept the device and the machine will be brought to Paris shortly.

### WAS THE MAGISTRATE RIGHT?

An interesting pronouncement upon the receiving licence question was made last week by the Chairman of the Rotherham magistrates when fining a number of offenders against the Wireless Act.

"We have come to the conclusion," he said, "that penalties must be imposed, but at the same time we think it is not generally known that the people who keep these sets must take out licences before they get the set."

### WHY PEOPLE MOVE.

Mrs. Smith: "So you're moving to Daventry?"

Mrs. Jones: "Yes, John swore he'd get 5GB on his valve set."

### MOVING-COIL LOUD-SPEAKERS.

Moving-coil loud-speakers will be demonstrated this evening (Wednesday) by Mr. F. H. Haynes, Assistant Editor of *The Wireless World*, at a meeting of the Tottenham Wireless Society.

### SETTLING INTERNATIONAL WIRELESS DISPUTES.

The principle of compulsory arbitration on wireless matters was approved by the International Radio Telegraph Conference on Saturday, November 19th, after the proposal had been strenuously opposed by Great Britain and Japan.

Great Britain took up the attitude that radio controversies were not analogous to the political kind, where resort to force was a possible alternative, and put forward an amendment favouring optional arbitration. This was defeated by 48 votes to 7, the compulsory proposal being adopted by 28 votes to 10.

### WHY NOT EMIGRATE?

Australian listeners may shortly be able to obtain an annual receiving licence for 3s. 6d. if the new Wireless Bill is passed.

### TOWN WITH EIGHT RELAY STATIONS.

There are now at least thirty-five relay broadcasting stations in the United States. Most of these pick up programmes from the nearest big station, though some are intended for relaying short-wave transmission from abroad. Los Angeles alone boasts eight relay stations!

### WIRELESS COURSE FOR BEGINNERS.

A course of wireless instruction for beginners has been opened under the direction of Captain Jack Frost at the Peckham Literary Institute, County Secondary School, Peckham Road, S.E.15. Meetings are held every Friday at 7.30 p.m. Full particulars can be obtained from the Principal of the Institute at the above address.

### AUSTRALIA'S WIRELESS PROBLEMS.

Mr. Bruce, the Commonwealth Prime Minister, in the House of Representatives on November 17th announced the



EMPIRE BROADCAST RECEPTION. Although Mr. Gerald Marcuse, seen in the photograph, is mainly concerned with transmission from his well-known station 2NM, he finds time to maintain an efficient receiving equipment. The receiver above is a short-wave superheterodyne which brings in Australian stations on the loud-speaker.

Ministry's proposals for the future control of wireless, says *The Times*. He said it was considered that reversion to Post Office control would be a fatal blunder, and it was intended to renew the agreement with Amalgamated Wireless (Australasia), Ltd., for five years, with reservations which would strengthen the Government's position and enable the Commonwealth to fix the rates for commercial wireless.

It will be remembered that Amalgamated Wireless (Australasia), Ltd., was strongly criticised in the report recently made by the Royal Commission appointed to inquire into the control and development of wireless in the Commonwealth.

o o o o

#### COURT DECISION BY WIRELESS.

Wireless assisted in overcoming the difficulties of litigation at a distance a few days ago, when the judge in the

Court of Equity at Sydney, Australia, ordered that the decision of the Court be served upon the defendant by wireless. The case referred to the sale of shares in a coconut plantation, but the defendant was far away in New Guinea. Our correspondent omits to state whether the defendant registered pleasure or pain on receipt of the message.

o o o o

#### HAVE YOU HEARD ICELAND?

A new broadcasting station is now testing at Akureyri, Iceland, with a wavelength of 192 metres and a nominal power in the aerial of 1½ kW. The power will probably be increased very considerably. Tests take place every Saturday evening from 7 to 8 p.m. G.M.T. and consist of organ music, news, weather reports, etc. Announcements are made in Icelandic and English.

The owner of the station is an English missionary, Mr. Arthur Cook, but we

understand that the present tests are under the direction of Mr. F. L. Hogg, who is using the temporary call-sign NI 2SH until December 15th.

Amateurs' reports on the transmissions will be warmly welcomed.

o o o o

#### STORM WARNINGS 48 HOURS AHEAD.

Professor William Hobbs, head of the Michigan University expedition to Greenland, hopes that the meteorological wireless stations which he has established in Greenland will soon be able to give storm warnings to ships in the Atlantic 48 hours before the storms arrive.

Three stations have been installed in the heart of Greenland, 100 miles apart, including one on the summit of Mount Evans. As most of the Atlantic storms have their origin in this icy neighbourhood, it seems likely that the new stations may be of real value to shipping.

#### I.E.E. Wireless Section.

"The Attenuation of Wireless Waves over Land" is the title of a lecture to be given by Mr. R. H. Barfield, M.Sc. (Eng.), at a meeting of the Wireless Section of the Institution of Electrical Engineers to be held at 6 p.m. at the Institution on Wednesday, December 7th.

o o o o

#### Leyton and Leytonstone Radio Society.

One of the newest London clubs is the Leyton and Leytonstone Radio Society. Weekly meetings are held on Thursdays at 8 p.m. at the Haydn House, Fairlop Rd., E.11, and a cordial invitation is extended to all those in the district who are interested in wireless and broadcasting generally.

The Hon. Secretary, to whom enquiries should be addressed, is Mr. G. S. Garner, 82, Oakdale Rd., E.11.

o o o o

#### The Wireless World Prize-winning Set Demonstrated.

The opening lecture of the Kensington Radio Society's winter session was given recently by Mr. Maurice Child, who dealt with short-wave direction finding. Mr. Child gave a lucid description of his frame aerial receiver and how he used it on the occasion of his winning *The Wireless World* three-guinea prize in the open competition held by the Golders Green and Hendon Radio Society.

Visitors and new members are heartily welcomed to the Society's meetings. Hon. Secretary, Mr. G. T. Hoyes, 71a, Elsham Rd., W.14.

o o o o

#### D.C. Mains for Wireless.

The use of D.C. mains for operating a broadcast receiver was dealt with in an interesting lecture given on November 10th by Mr. Dennis at a meeting of the Ilford and District Radio Society. One of the points emphasised was that in cases where hum is noticeable considerable improvement would be achieved if the trouble were dealt with at the point where the current actually comes into the house. Naturally only an elec-

## NEWS FROM THE CLUBS.

trician would be able to insert the necessary chokes.

A discussion on short-wave work followed, and several members described their experiences in using two-volt valves, which, it was claimed, functioned quite well down to 20 metres.

Hon. Secretary, Mr. H. H. Carr, 39, Lynford Gardens, Goodmayes, Essex.

#### FORTHCOMING EVENTS.

##### WEDNESDAY, NOVEMBER 30th.

Tottenham Wireless Society.—At 8 p.m. At 10, Bruce Grove, N.17. Demonstration of Moving-coil Loud-speakers, by Mr. F. H. Haynes, Asst. Editor of "The Wireless World."

##### THURSDAY, DECEMBER 1st.

Golders Green and Hendon Radio Society.—At 8 p.m. At the Club House, Willifield Way. Lecture: "Direction Finding—Hints and Tips," by Dr. R. L. Smith-Rose, of the National Physical Laboratory.

Stratford and District Radio Society.—At 8 p.m. At 6a, Derbyshire Lane. Lecture: "Cabinets and how not to make them," by Mr. Binks.

##### FRIDAY, DECEMBER 2nd.

Radio Society of Great Britain.—At 6 p.m. (Tea at 5.30.) At the Institution of Electrical Engineers, Savoy Place, W.C.2. General Meeting, T. and R. Section. Demonstration of Moving-coil Loud-speakers, by Mr. F. H. Haynes. South Manchester Radio Society.—At the Co-operative Hall, Wilmslow Road, Didsbury. Auction of Members' Surplus Apparatus.

Leeds Radio Society.—At Leeds University. Lantern Lecture: "Lead Storage Batteries," by the D.P. Accumulator Co.

Radio Experimental Society of Manchester.—Lecture by Mr. A. K. Bentley, of the Manchester Technical College.

##### MONDAY, DECEMBER 5th.

Southport and District Radio Society.—At St. John's Hall, Scarisbrick Street. Lecture: "Gramophone Pick-ups," by Messrs. S. G. Brown, Ltd.

##### TUESDAY, DECEMBER 6th.

Tottenham Wireless Society.—First Annual Dinner, at the Chanticleer Restaurant, Frith Street, Soho.

##### WEDNESDAY, DECEMBER 7th.

Institution of Electrical Engineers.—Wireless Section.—At 6 p.m. At the Institution, Savoy Place, W.C.2. Lecture: "The Attenuation of Wireless Waves over Land," by Mr. R. H. Barfield, M.Sc. (Eng.), A.M.I.E.E.

#### Popping the Question.

"Questions and Answers" can generally be relied upon to provide a profitable evening, assuming that someone with the necessary qualifications is present to furnish replies. An interesting evening of this kind was spent by members of the Craydon Wireless and Physical Society on November 7th.

Visitors are heartily welcomed at the Society's meetings. Particulars may be obtained from the Hon. Secretary, Mr. H. T. P. Gee, Staple House, 51-52, Chancery Lane, London, W.C.2.

o o o o

#### Direction Finding.

Next year the Golders Green and Hendon Radio Society intends to repeat the D.F. competitions which were such a popular feature last summer. Various radio societies will be asked to co-operate, and it is hoped that the scope of operations will be considerably enlarged.

With this in view it has been decided to invite all who are interested in the topic to attend the Society's meeting tomorrow, Thursday, at 8 p.m., when Dr. R. L. Smith-Rose, of the National Physical Laboratory, will lecture on "Direction Finding." The Society meets at the Club House, Willifield Way, Golders Green.

o o o o

#### Wireless Society for Wigan.

The formation of a wireless society in Wigan is under consideration. As the result of an appeal for the names of those who would join the membership of such a society, about 100 names were handed in at an exhibition of wireless apparatus held in the Mining and Technical College, Wigan, on Nov 12th. Demonstrations were carried out by the Department of Physics to illustrate the principles of wireless transmission, reception and allied phenomena, including television. Local amateurs came forward with some interesting short-wave sets, gramophone pick-ups, remote control devices, etc. Those interested in the formation of the wireless society are asked to communicate with the Principal, Mining and Technical College, Wigan.



## 5SW, CHELMSFORD.


### Twenty-kilowatt Experimental Short-wave Transmitter.

**T**HROUGH the courtesy of the Marconi Company a representative of this journal was permitted to visit their works at Chelmsford, where the new short-wave transmitter 5SW is erected. It will be remembered that this installation was used for broadcasting to the world the speech of H.R.H. the Prince of Wales on Armistice Day last, thus laying the foundation stone of an Empire broadcast service.

The experimental transmitter is erected in the research laboratories which have many historical associations, as it was under this same roof that the first long-wave broad-

The equipment is an interesting mixture of standard apparatus and experimental gear, but everything is laid out with a view to efficiency, as will be seen from the accompanying illustrations.

The experimental transmitter consists of two panels of a Marconi short-wave beam transmitter, with the addition of three modulating panels, and, of course, the necessary rectifying valves for the various anode supplies. The main amplifier is fitted with two special oil-cooled valves, and this can be located quite easily in the illustrations by the presence of the oil circulating pipes. To



Two panels of the short-wave transmitter. On the left is the main amplifier and to the right the drive circuit.

cast transmitter was installed and tested before the Daventry site was chosen. Here also 5GB had its genesis.

The present occupier of this historical room transmits on a wavelength of 24 metres, and has the appropriate call sign of 5SW. Power is obtained from a three-phase A.C. supply, which is generated on the premises, rectified and smoothed, after which it is passed to the main amplifier at a pressure of 8,000 volts.

the right of the main amplifier is the second beam transmitter panel fitted with two amplifying valves in the top section, and below this the drive or master oscillator totally enclosed in a copper screening box. Each power amplifier consists of two 10-kilowatt valves. It is necessary accurately to balance the supply to both valves, so that meters are included in the filament and anode circuits of each valve to facilitate this adjustment. These instru-


**5SW, Chelmsford.—**

ments and the various tuning controls are mounted on insulating panels on the front of each unit of the beam transmitter. The three modulating panels are mounted in a temporary wooden framework, and are situated to the right of the oscillators and connected thereto by a speech transformer which, however, cannot be seen in the illustrations, as it is situated behind the beam transmitter.

The modulating panels are each fitted with two 7.5 kilowatt cooled anode valves, these being connected in parallel and forming the main modulator. This is preceded by a smaller panel carrying two air-cooled valves forming the sub-modulator, the function of which is to amplify the signal current received from the land line, or local microphone circuit, before passing them to the main modulator.

**The Aerial System.**

The output from the main amplifier is fed to the aerial by means of a current feeder encased in a copper tube connected to earth. The purpose of this is to prevent interference from external sources. At the transmitter end the feeder terminates in a coupling coil and balancing circuits, and the far end is connected to the base of the aerial. Ammeters are arranged at either end of the feeder, and the circuits are adjusted so that the current is the same value at both the input and output ends of the feeder. Slight variation in the wavelength of the aerial will have no effect on the closed oscillatory circuit, as the feeder can be considered a resistance. The radiating system used is a Franklin aerial, and this incorporates a number of unique features based on the experience gained from experiments with beam transmitters. The Chelmsford aerial takes the form of five half-wave aerials, in series with non-radiating portions, connected between each radiating section. The whole system is suspended from a wire, but insulated therefrom, attached to the tops of two 450ft. masts. It is claimed that by the use of this arrangement every foot of vertical wire radi-



The main amplifier showing the oil circulating pipes and the closed circuit inductance.


ates energy, and the radiation resistance of the system is of a very high order.

This completes the main equipment, and the writer was then conducted to a small hut which was used as the "studio" during the recent 36-hour test undertaken with a view to ascertaining what degree of reliability could be expected from a short-wave broadcast service. This room contained a miniature switch-board with direct lines to the local telephone exchange, a Reisz microphone and amplifier and a special amplifier for use with a gramophone pick-up device; this provided the matter for broadcast during the tests.

Reports have been received from many parts of the world, but it seems that the most consistent reception was experienced in Canada, although on those occasions when the Antipodes received 5SW the results left nothing to be desired. Good reception has also been reported by short-wave enthusiasts in all parts of Great Britain.

H. B. D.

B 26



The three modulator panels showing the sub-modulator on the right.

## THE LAST STAGE.

### Some Observations on the Need for Power in Order to Secure Quality. The Relative Merits of Super-power Valves, Valves in Parallel, and Valves in Push-pull.

THE wireless receiver used to be regarded as conveniently divisible into two parts represented by its high- and low-frequency sections, but it has now advanced to a point at which a more profitable division of technical interest is to consider the last stage and the loud-speaker together as the reproducing side and the rest of the apparatus as the receiver. The last stage, including the loud-speaker, can thus be regarded as a musical instrument, and it is the first purpose of this article to emphasise the fact that adequate power in the last stage is essential to the realisation of any good qualities which the loud-speaker may possess. Power is the rate at which work is done, and, primarily, adequate power means doing adequate work on the mechanism of the loud-speaker in order to ensure that its movements shall be sharply defined and controlled so that it emits clear speech and music. Muffled effects, for instance, usually imply inadequate power. This aspect of power in the last stage, however, is mainly related to the functioning of the loud-speaker itself, whereas the purpose of this article is to consider some aspects of the last stage as represented by the valve and its circuit.

#### Power Essential.

In its relation to this part of the last stage, the statement that good quality involves high power has a rather special significance. It means that the valve and its circuit must be capable of transmitting to the loud-speaker a range of signals which render audible the softer passages of music and follow the loud passages without distortion. The range of volume of sound from soft to loud in most pieces of music is very wide—far too wide, in fact, to be accommodated without distortion in the last stage that has been designed primarily for economy of plate current in order to save high tension battery renewals.

It is important at this point to realise why the plate current is the symbol of power in the last stage. It is not the steady plate current which operates the loud-speaker, but the fluctuations of that current, and these may be large or small, according to the amplitude of the signal at the moment; on the other hand, it is obvious that their maximum value is limited by the magnitude of the steady plate current itself (because, for example, a signal which decreases that current obviously cannot do more than bring it to zero), and thus the steady plate current itself becomes a symbol of the output capacity of the valve. In passing, it may be remarked that the steady plate current is sufficient indication of output capacity without reference to plate voltage, because this latter is only a means to the desired end, and two valves may require widely different plate voltages for the same plate current in the

same external circuit. The external circuit being the same, the *useful* work done on it will be the same for the same current flowing in it, and, therefore, the higher plate voltage can only be regarded as a necessary evil associated with the valve that, by reason of its characteristic, needs it.

In an article which was recently published by the Chief Engineer of the B.B.C., he stated that he was using a set in which he was dissipating 10 watts in the plate circuit of the last valve and that he advocated a minimum of 5 watts output in any set designed primarily for quality. Interpreting the above figures in the light of existing valves, an output of 10 watts implies about 300 volts and 33 milliamps, which is the sort of output that can be obtained from a valve like the LS5. This magnitude of voltage is not very easily obtainable, and, therefore, there is distinct merit in a valve or combination of valves which will maintain the same current in the plate circuit at a lower voltage, for, although the nominal power rating would be less, the useful rate of doing work would be the same. We come back, therefore, to the plate current itself as being the significant index to the output capacity of the valve, and from this point of view it is regrettable that valve makers do not give more prominence to appropriate figures on the subject in the tabulated information about their power valves. During the past year or so the publication of characteristic graphs has become common, and these give the requisite information very fully, but the significant figures are omitted from most tables. What is needed is the plate current at the recommended grid bias for the recommended voltage. The higher the plate current the greater the grid bias, and the lower the voltage the better is the valve for use in the last stage. There is not much doubt that the omission of this information from valve tables is partly due to the fact that it is only significant in power valves and partly to the feeling that any mention of a generous plate current may prejudice sales among those who are primarily interested in H.T. battery economy. Now it may as well be recognised from the first that, so far as the last stage is concerned, quality is, at present, incompatible with economy of plate current, which leads immediately to the conclusion that, inasmuch as a heavy plate current is very costly from a dry battery, the future development of quality in radio reproduction depends largely on popularising the use of power from the mains.

With a "mains drive" there is no difficulty at all in providing up to 50 milliamps, if necessary, for the output circuit, but this ability to supply the current economically

*Distortion due to overloading the last valve of a receiver is very prevalent; readers who are not versed in the potentialities of valves in parallel and valves in push-pull would be well advised to consider carefully the points brought out in this article.*

*Valves in the last stage may be so arranged that they can handle stronger signals without distortion or that a bigger power output is obtained without increasing the capacity to handle stronger signals. Care must be exercised to differentiate between these two functions.*

**The Last Stage.—**

does not render a small power valve capable of using it, and so we come to the second purpose of this article, which is to compare alternative methods of increasing the output capacity of the valve or valves in the last stage.

The owner of a set having a single small power valve in the last stage of his set and being desirous of improving the quality (i.e., the range of volume which he can reproduce without distortion) will ask himself, "Shall I buy a new super-valve, or shall I parallel my existing small power valve with another of the same kind, and if I use two valves would there be any advantage in arranging them

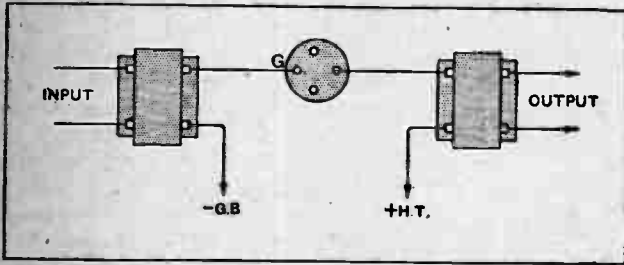


Fig. 1.—A single small power valve with the grid fed from the secondary of an input transformer and the plate feeding the primary of an output transformer. The hypothetical characteristic for this circuit (neglecting bottom bend) is shown by graph 1 (illustration AB) in Fig. 5.

to work on the push-pull circuit?" These questions can best be answered by the aid of a few simple diagrams, and, in order to avoid misunderstanding, it may be as well to begin by illustrating the circuits that are under review. Thus Fig. 1 represents the last stage as a single valve with a transformer feeding the signal to the grid and another receiving it from the plate. In Fig. 2 there are two valves with their grids in parallel and their plates in parallel. In Fig. 3 there are two valves arranged on the push-pull system, and in Fig. 4 the same circuit is applied to four valves arranged in pairs, the valves of each pair being in parallel. These are the four cases which we have to compare, and their comparison is simplified by the chart in Fig. 5. This is intended to represent a set of hypothetical grid-bias: plate-current graphs for the four cases represented by Figs. 1, 2, 3, and 4: the valve connections are pictorially shown. For convenience, the graphs have been made straight from end to end, as this serves more clearly to illustrate the principles and does not invalidate the argument.

**Diagrammatic Representation.**

It ignores the bottom bend of the curve, but as in practice the operation of the valve must be kept within the straight portion of its characteristic if the output is to be distortionless, the use of straight lines solely for the purpose of illustrating the following principles is justified. The chart has been drawn to an arbitrary scale in order to give it a quasi-practical significance. Thus, for example, graph 1 in Fig. 5 represents the sort of output that is available from the type of valve that is now called a small power valve and of which the well-known B<sub>4</sub> was an early and popular example. This class of valve has

a mutual conductance<sup>1</sup> in the order of unity, and when 120 volts is applied to the plate the current is about 10 milliamps at zero grid bias. The graph marked 1A illustrates a hypothetical super-power valve having the same mutual conductance as the small power valve, but delivering twice the plate current. The relative plate voltages are immaterial, except as they affect convenience of supply, as it is assumed that the current in the plate circuit is proportional to the values on the chart. Thus, in order to complete the picture, we may assume that the grids of the two valves are biased -5 and -10 volts respectively, and that the respective currents in the plate circuits are 5 and 10 milliamps.

The two points to be borne in mind when comparing these two valves are that:—

1. The same strength of signal on the grid produces the same strength of signal from the plate.
2. The super-valve as represented at 1A will accommodate twice the signal strength on the grid without distortion.

The effect of putting two small power valves in parallel as illustrated in Fig. 2 is to produce the characteristic shown by graph 2, where it will be noticed that mutual conductance of the pair of valves is twice that of the single valve, while the grid base remains unchanged. Comparing this arrangement with the single small power valve and

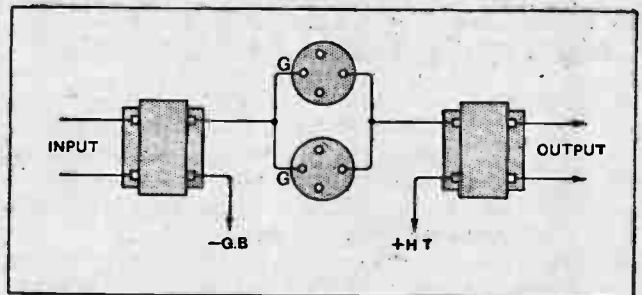


Fig. 2.—Two small power valves in parallel. The capacity of receiving a signal is no more than in Fig. 1, but the output signal is greater. See graph 2 (illustration AD) in Fig. 5.

single super-power valve, the following points stand out:—

3. For the same strength of signal on the grid the two valves in parallel would give twice the strength of signal from the plate but for the effect of the resistance in the plate circuit which reduces this ratio.
4. Two valves in parallel will not reduce distortion if the signal input goes beyond the grid base of one valve alone.

Arranging two small power valves on the push-pull system as illustrated in Fig. 3 produces the pair of graphs represented by 1 and 3 in Fig. 5. Valves arranged in this way divide the incoming signal, and their out-

<sup>1</sup> The mutual conductance of a valve may well be considered as a performance factor, in that it is a measure of the relation between impedance and amplification factor or the slope of the characteristic curve which, measured in units, is the change in milliamperes in the plate circuit for a 1-volt change in the grid circuit.



**The Last Stage.—**

going signals are re-combined. The outstanding features of this system are therefore as follows:—

5. For the same strength of signal input as in the previous cases, the signal on the grid of each valve is halved. The two valves thus arranged will thus accommodate twice the strength of input signal without distortion, and from this point of view are equal to the super-power valve. The graphic comparison of this quality of the two valves is more clearly shown by the dotted line 3, which is a "reflection" of the full line in Fig. 5. Graph 1 plus dotted graph 3 is obviously equal to graph 1A in respect to grid base.

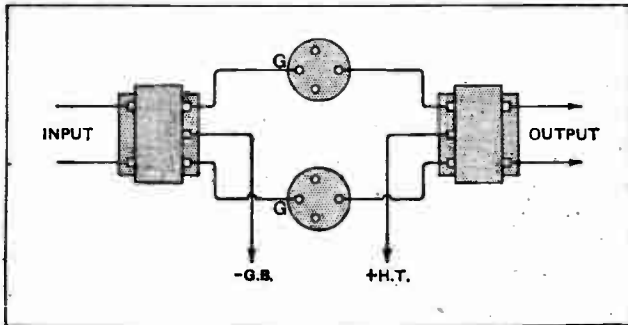


Fig. 3.—Two small power valves in push-pull circuit, which is characterised by centre-tapped transformers. For the same signal strength as in Fig. 1, the grid swing of each valve is halved, but the half signals recombine in the output transformer to give the same strength as Fig. 1, while the capacity to receive a signal is about twice that in Fig. 1. See graph 1 plus 3 (Illustration CB) in Fig. 5.

6. The mutual conductance of the pair of valves in the push-pull circuit is the same as either valve singly. That is to say, the combined strength of signal from the two plates is the same as that obtained from one valve alone in a simple circuit for the same strength of signal input.
7. The primary of the output transformer being centre tapped for the H.T., the split current neutralises its magnetic effect, and, therefore, the weight of iron in the core can be less for distortionless transmission of a given signal current. The signal has its full magnetic effect because each valve is 180° out of phase with the other, the simultaneous signal on grid and on filament being equal in strength, but opposite in sign. Another advantage in push-pull is that a slight deviation from linearity of characteristic in the two valves cancels out.

Applying the push-pull system to four valves arranged in pairs, the valves of each pair being in parallel as shown in Fig. 4 produces the double graph 2-4 in Fig. 5, the "reflection" of graph 4 being shown dotted as an extension of 2. This arrangement has the mutual conductivity of Fig. 2 and the grid base of Fig. 3. Thus it will receive without distortion the same strength of signal as the super-power valve represented by 1A, but would produce twice the signal strength therefrom but for the effect of the resistance in the plate circuit which reduces this ratio. The graphs of Fig. 5 serve to illustrate the difference between two very important qualities which are sometimes confused, namely, that distortionless

action of the valve depends on the grid base, while the strength of signal from the plate for a given signal on the grid depends on the mutual conductance.

The reason why these two distinct qualities in a valve are liable to confusion is because the desired improvement in quality or signal strength can generally be obtained by either method provided that the receiver is capable of adjusting the signal input to suit the new conditions. Thus, if the problem is to cure distortion, the direct solution is a super-power valve or two valves with a push-pull circuit in order to obtain the wider grid base which will accommodate the existing signal on the straight part of the characteristic. But the same effect can be obtained by using two or more valves in parallel, provided that the receiver can be adjusted to bring the signal input strength within the distortionless range of the single valve and sufficient valves are added to bring up the output signal to the previous strength. The success of this latter method depends entirely upon the extent to which distortion is taking place. Owing to the effect of the resistance in the plate circuit, the actual signal strength of two valves in parallel is not twice that of one valve alone, consequently more than two valves may be necessary in order to obtain adequate volume when the signal applied to the grid is reduced sufficiently to prevent distortion.

**Parallel v. Push-Pull.**

If the problem is to increase the volume (without, of course, adding another stage), the direct solution is two or more valves in parallel, but the same effect can be obtained by using a super-power valve or two valves on the push-pull system, provided that the receiver is capable of increasing the signal input strength to take advantage of the increased grid base now available. Now, while it is usually feasible to reduce the signal applied to the last valve by slightly de-tuning, by loose coupling, or by less reaction, it is not always so simple to increase the strength of input signal. For this reason valves in parallel, even super-power valves so used, have a very practical value. The addition of another valve or two in parallel adds no complication either to the circuit or

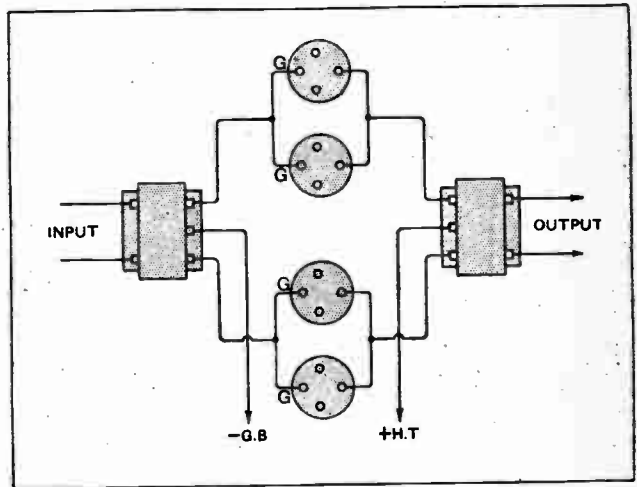


Fig. 4.—Four small power valves arranged in pairs in push-pull, the valves of each pair being in parallel. For relative performance see graphs 2 plus 4 (Illustration ED) in Fig. 5.



**The Last Stage.—**

to its operation, and this method is, in fact, a safe and sure way of improving quality, the effect being noticeable rather as an increased depth of tone than by any striking increase in volume.

The use of an additional stage is a very drastic way of increasing volume, for the reason that it increases the signal at OS-IS several times at least, and can, there-

fore, be justifiable only when the original signal strength is just strong enough for headphone reception, or the ultimate signal is required to fill a large hall. In the latter case the problem is clearly one for providing a valve or arrangement of valves with an enormous grid base capable of accommodating an enormous grid signal. In the absence of this capacity, distortion is inevitable. The necessary strength of output signal is, so to speak, a secondary consideration which can be easily met by paralleling the valves so as to gain signal strength by increase of mutual conductivity. This aspect of the problem comes back to the main issue which it is the purpose of this article to discuss, namely, how best to gain the percentage increase in volume from an existing last stage in order to secure a higher standard of quality.

**Power Valve or Push-Pull.**

An interesting issue which presents itself in Fig. 5 is whether to use two valves on the push-pull system, or one super-power valve of equivalent range. The performance, from the point of view of the valves, is the same. Provided the output transformer is capable of carrying the greater current, the substitution of the super-power valve for an existing small power valve is at present simpler and probably less costly than using an additional small power valve in the push-pull circuit, but if our existing transformers were centre tapped it would be cheaper to adopt the push-pull system.

In those cases where the required performance is beyond the capacity of any single super-power valve, it will probably be found that the performance is also outside the capacity of any single output transformer, and in such cases, therefore, the push-pull system offers itself as a very useful solution to the problem. The fact that it neutralises the magnetising effect of the steady plate current in the output transformer, permits a standard iron core, rewound with a centre tapped primary, to be used to transmit without distortion a much stronger signal than would otherwise be possible. Moreover, it must be remembered that where a very large volume of sound is required, the last stage is generally an additional stage, and, therefore, the main problem is to accommodate a very big grid swing without distortion, and if it should be the case that this range goes beyond the capacity of any existing valve, then the only possible way of accommodating it would be to divide it between two valves on the push-pull system.

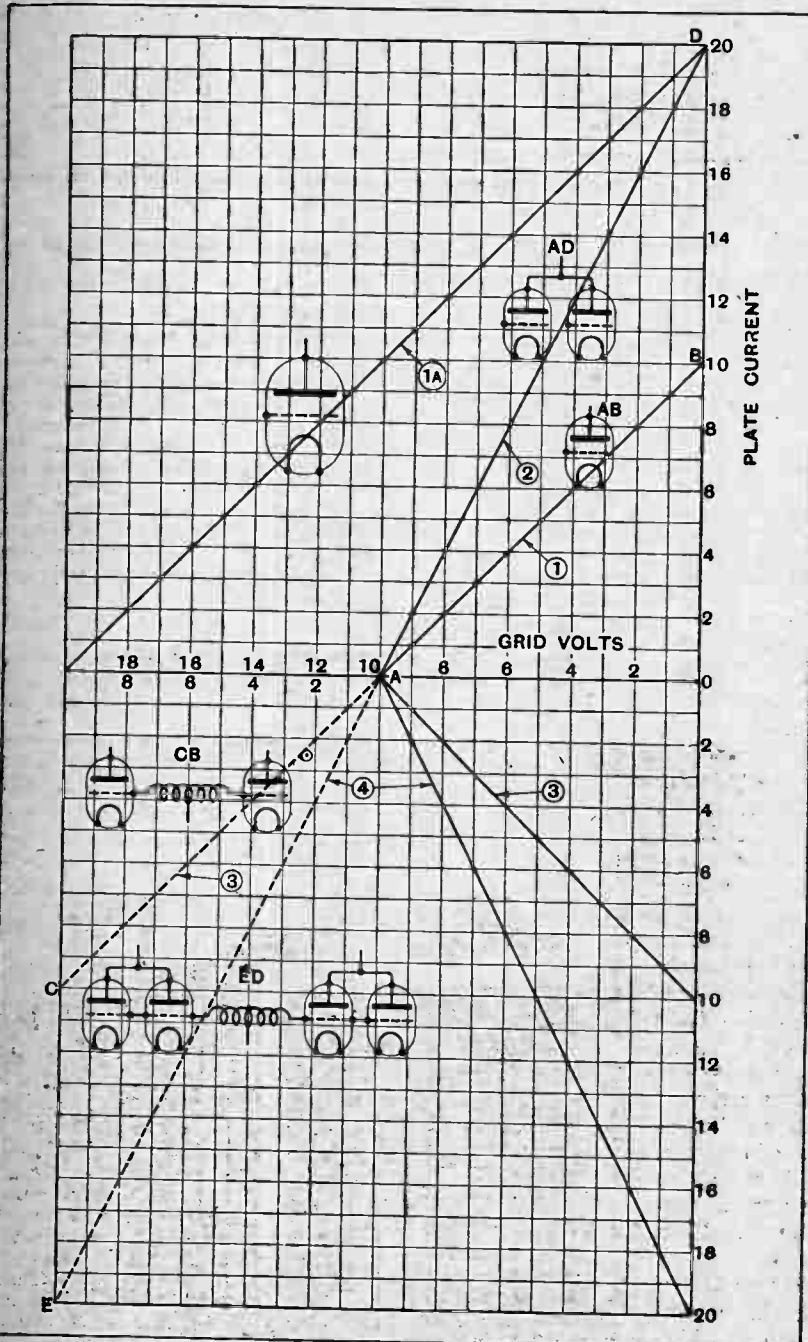


Fig. 5.—Hypothetical graphs comparing relative performances of the valve arrangements illustrated in Figs. 1 to 4. For the sake of simplicity these graphs ignore the bend in the valve characteristic. The dotted lines 3 and 4 are "reflections" of the full lines 3 and 4 in order more clearly to illustrate the widening of the grid base in the push-pull system.



By Our Special Correspondent.

**5GB's Power.—Harry Lauder Again.—Melbourne Calling.—Gramophone Broadcasts.—For Our Grandchildren.—Listening in Denmark.**

**Still Testing at Daventry.**

5GB's increase of power from 16 to 24 kilowatts appears to have given pleasure within the "service" area, which covers a radius of about 40 miles. Beyond this distance the change seems to be un-noticed.

Meanwhile, tests are being conducted with different aerials, so there may still be some delay before the present diminutive aerials are dispensed with. I understand that the ultimate power increase to 30 kilowatts will not take place until the new aerial is definitely adopted.

o o o o

**A Tip for Short-wave Experts.**

Messrs. Marcuse, 5SW, and Company may be interested in the view put forward by the wireless officials of the Canadian National Railways at Ottawa, who say that for long-distance broadcasting there is nothing to equal the bagpipes.

Apparently the speech and ordinary music from London on Armistice Day came through indifferently, but the skirl of the bagpipes was heard as though they were being played in a local studio.

Anyone who has attended a Highland Gathering will know that the sound of the pipes is penetrating enough to drown even the popping of corks.

o o o o

**Harry Lauder Again.**

If any one "turn" could be said to come near pleasing high-, mezzo- and low-brow simultaneously it would probably be one of those rare appearances at the microphone of Sir Harry Lauder, who is to have a studio of his own for three-quarters of an hour on Wednesday, December 28th.

The famous little Scotsman is, by common consent, one of the best microphone humorists, his popularity being largely due to the variety of mood and sentiment which he can express by inflexions of the voice. His programme on December 28th will go out from 2LO and will probably be "S.B." to all stations.

o o o o

**"It's an Ill Wind . . ."**

American slipper manufacturers, says a correspondent, have increased their

sales by 3,500,000 pairs during the past year. They attribute this to the home-loving habits inculcated by broadcasting.

There is no truth in the notion that it might be due to Prohibition.

o o o o

**Picking Up Melbourne.**

Now that 3LO Melbourne has begun regular 36-metre transmissions for the benefit of the Empire, short-wave enthusiasts in this country have a good opportunity to test their receiving abilities. The Keston receiving station of the B.B.C. made an attempt to pick up 3LO on Sunday evening, November 20th, but not even the carrier wave was heard. On the other hand, a correspondent in north-west London tells me


that he picked up the station direct on that evening between 7.15 and 7.25, using *The Wireless World* "Empire" receiver.

This is not, of course, a serious reflection upon the technical abilities of the B.B.C. It would be quite consistent with the vagaries of the short wave that a signal could come in strongly in London and be inaudible on the outskirts. But in view of this disability I think the B.B.C. would be well advised to employ more than one station for reception from overseas. Chelmsford is fully equipped. What about it?

o o o o

**Broadcasting the Gramophone.**

Among those who do not object to the broadcasting of gramophone records there



**AMATEUR BROADCASTING TO THE EMPIRE.** Mr. Gerald Marcuse with his latest transmitter at 2NM, the station which has now become familiar to listeners in most parts of the world. Mr. Marcuse scored a new success on November 11th when his relay of the Albert Hall Armistice Concert was heard in Bombay.

is a growing tendency towards the view that, to quote a critic, "the gramophone over the wireless cannot be distinguished from the real thing."

This is highly discrediting to the modern wireless receiver, but fortunately it is not true—unless by "the real thing" the writer and his supporters mean "the real gramophone." And if they mean this their remark discredits the modern gramophone, for the microphone does not deal kindly with needle scratch.

o o o o

#### Thin Edge of the Wedge?

There is a sinister side to the newest programme development, in accordance with which parents were asked to leave the room while the children listened to a broadcast lesson in conjuring.

In time this sort of thing may lead to more serious requests. Husbands will be asked to leave the apartment while their wives listen to confidential chat on the latest, and most expensive, headgear—with appalling consequences. Husbands, of course, might get their turn, but under such circumstances what wife would go out of the room?

o o o o

#### Song of the Saw.

A number of musical instruments, long since forgotten, have been disinterred since broadcasting started as a new agency of sound. Ingenious minds, too, have introduced various implements which only become musical instruments when they are heard by the listener on wireless. The Geddes Brothers, at 2LO on December 12th, will demonstrate to listeners that the saw can be made to produce sweet tones instead of the grating noises with which it is associated in the hands of the carpenter. The Geddes will also play banjos, ocarinas, and other instruments.

o o o o

#### A Granville Bantock Event.

Sir Hamilton Harty will conduct the Wireless Symphony Orchestra at 2LO on December 11th, when Bantock's "Song of Songs" is to be broadcast. The soloists are Dorothy Silk, Trefor Jones, and Norman Allin.

o o o o

#### The Prince.

The Prince of Wales' address at the Toc H birthday festival at the Royal Albert Hall on December 3rd will be relayed to 2LO and 5XX.

o o o o

#### Impersonations at 2LO.

Mona Grey, whose impersonations attracted a good deal of attention among listeners when she took part in the broadcast of the Royal Command Variety Performance early this year, will appear before the microphone at 2LO on December 8th.

o o o o

#### Broadcasting Famous Paris Concerts.

It is interesting to learn that the Ecole Supérieure broadcasting station (458 metres) has begun to relay twice weekly the famous "Padeloup" concerts from

the Théâtre Mogador in Paris. These concerts, which take place every Saturday and Sunday from about 5.15 p.m.-7.30 p.m. (G.M.T.), were founded as popular concerts by Jules Etienne Padeloup, the famous French pianist and conductor, in 1861, and since then have been given regularly. They are among the most excellent of the regular Continental concert events.

#### FUTURE FEATURES.

##### London and Daventry (5XX).

DEC. 4TH.—Orchestral Concert.  
DEC. 5TH.—Variety Programme.  
DEC. 6TH.—Military Band Concert.  
DEC. 7TH.—Popular Orchestral Concert.

DEC. 8TH.—Ballad Concert.  
DEC. 9TH.—Concert by the People's Concert Society.

DEC. 10TH.—"The Show Boat," a revue.

##### Daventry Exp. (5GB).

DEC. 4TH.—A Programme of Spanish Music.

DEC. 5TH.—Chamber Music.

DEC. 6TH.—"Cinderella Married," a hitherto untold story by Rachel Lyman Field.

DEC. 7TH.—"The Travelling Companion," an opera in four acts.

DEC. 8TH.—"St. Francis d'Assisi," a play in five scenes by J. Vaughan Hamett.

DEC. 9TH.—Variety Programme.

DEC. 10TH.—"Dancing Time."

##### Cardiff.

DEC. 4TH.—First Concert of the Cardiff Musical Society's Season—1927-1928.

DEC. 7TH.—"The Travelling Companion," an opera in four acts. Manchester.

DEC. 10TH.—"The Picture that Lied," by Edwin Lewis, and "After the Theatre," a drama in one act, by Michael Morton and Peter Traill.

##### Newcastle.

DEC. 4TH.—Religious Service from St. Nicholas Cathedral. Address by the Lord Bishop of Newcastle-on-Tyne.

##### Glasgow.

DEC. 5TH.—A Gaelic Evening, provided by the Glasgow Gaelic Musical Association.

##### Aberdeen.

DEC. 6TH.—Scottish Variety.

##### Belfast.

DEC. 5TH.—A Scandinavian Programme.

DEC. 8TH.—A Shakespeare Programme.

#### For Our Grandchildren.

In A.D. 1977 visitors to the Natural History Museum at South Kensington will take a good-natured interest in a document which has just been deposited in the archives of that institution by the Amplion people. The document, which accompanies a number of gramophone records, describes very minutely the Amplion public address system used

in conjunction with these records for the natural history film "Chang" at the Plaza Theatre. The sealed box in which these relics are placed must not be opened for fifty years.

Here is a tip for the B.B.C.. In fifty years' time, when television will have put present-day broadcasting on a par with daguerretypes, sedan chairs, and back-scratchers, a sort of Joanna Southcott box containing B.B.C. relics of 1927 would show our grandchildren that, at all events, our intentions were honourable, even if we did talk a little too much and cull our music from negro kitchens.

o o o o

#### Filling the Box.

What should we put in the box? Not too many things, I hope, but just enough to give a more or less true impression of a day at Savoy Hill. A dozen objects like the following should suffice:—

(a) Bit of tape, red, officials, for the use of.  
(b) Page from Visitors' Book, showing signatures of

(i.) A man who thought he could interview the Governors.

(ii.) A person who used the Savoy Hill pen (A.D. 1924);

(iii.) An artist, if possible.

(c) Pipe from old-fashioned organ in No. 7 studio.

(d) Portrait of Captain Eckersley.

(e) Pianola roll, much used.

(f) Letter from satisfied listener, if obtainable.

(g) Worn-out gramophone handle.

(h) Typescript of typical talk (not more than 25,000 words or 99 pages).

(i) Gramophone record of commissioner saying: "You didn't ought to 'ave come to-day; 'owever, I'll henquire if our Education Department 'as arrived."

(j) Another portrait of Captain Eckersley.

(k) Photograph of studio audience (if he has not gone home) during poetry reading.

(l) Engineer's diary (expurgated).

That ought to make our grandchildren think.

o o o o

#### How Denmark Uses Listeners' Money.

Half of Denmark's listening population reside in Copenhagen, according to a correspondent in that city, who says that the number of licensed sets has now risen to 150,000.

The annual licence fee is 10 kroner (about 11 shillings), and practically the whole of the revenue received goes towards the compilation of broadcasting programmes. If the same could be said regarding the income from licences in this country . . . but this is a dangerous subject. In any case, the present programmes could hardly be improved, could they? (confused cries from the gallery).

o o o o

#### Truth and Broadcasting.

In its Fifty-First Christmas Number, *Truth* has taken up broadcasting and presents, among numerous other attractions, a complete "wireless" programme for Christmas Day, modelled on the B.B.C. published programmes. The programme extends from 6 a.m. till after midnight, and the broadcasters are all people that the public will be glad to hear. There are unlimited openings here all through the day for the good-humoured fun and social and political satire in which *Truth* specialises at Christmas, and both writers and artists have made the most of their openings, with excellent results.



The Editor does not hold himself responsible for the opinions of his correspondents.

Correspondence should be addressed to the Editor, "The Wireless World," Dorset House, Tudor Street, E.C.4, and must be accompanied by the writer's name and address.

#### H.T. ACCUMULATOR CHARGING.

Sir,—I am glad to see that Mr. Bullock has raised the question of the price for charging high-tension accumulators, as there is a danger of restricting the use of these admirable batteries by reason of the exorbitant prices demanded in different districts for charging them. In Harrow one firm ask 5s. for the battery mentioned by your correspondent, whereas an Exide station at Richmond are content with a demand of 2s. 3d. The amount of current used is negligible, but bench space is taken up for some twenty hours if the correct charging current of one-eighth amp. is applied. One must make allowance for this and for the "topping" by distilled water, but, in spite of these factors, the usual charge demanded is out of all proportion to the service rendered. The position should be ventilated if progress is not to be hindered.

Harrow.

"WIRELESS."

November 10th, 1927.

Sir,—I have used high-tension accumulators for nearly three years, with very satisfactory results, and should like to put in a word for that rather rare individual, the really conscientious wireless battery charger. I have been informed, and firmly believe, that if the work is done properly it does not pay even at the standard rate of 5s. for 120 volts. Your correspondent, Mr. Bullock, has forgotten the all-important time factor. Many dealers do not trust charging work to subordinates, but attend to it themselves in order to help trade by that very good method—making a satisfied customer. High-tension cells are very often tiny things and may, if of the older type, have tightly fitting rubber caps which have to be lifted to see the acid level. The dealer, to do his work properly, has to check that level in *each cell*, and, if necessary, top up. As often as not, a few of the cells show low specific gravity and have to receive extra individual charging treatment if the battery is going to function as it ought. In addition, the whole battery has to be cleaned and connections examined.

You will, I think, agree that the cost of the current used is not a very important factor in the charge made to the customer for the type of dealer who does not merely put the battery on and take it off again when some of the cells froth a little.

MARSHALL J. ROBB.

Aberdeen.

November 10th, 1927.

Sir,—May I be permitted to reply to Mr. Bullock's letter in the November 9th issue, on the subject of "outrageous" charges for recharging high-tension accumulators.

When a high-tension accumulator is brought in for recharging we first remove sixty small vent plugs. We then go round with a small squirt and "top up" sixty cells, many of which are frequently half-empty, so that it would be positively dangerous to charge them without first "topping." The battery is then connected to the charging circuit, and the current is adjusted to the makers' rating. Every two or three hours, for perhaps 24 hours or more, the battery is examined and the current is readjusted to guard against possible overheating. When the battery is taken off charge perhaps a dozen cells taken at random are tested for specific gravity; then sixty small cells are once more topped up to compensate for evaporation during charging, and sixty vents are replaced.

Now comes a most important process which, I fear, is frequently neglected. The tops of the blocks, or the sides of the cells, are brushed over with ammonia, and the units are

finally dried off. This is done to neutralise the acid spray, which will otherwise cause very serious leakage of current, due to the high potential and small capacity of the battery.

Now, Mr. Bullock, is 4s. 6d., or even 6s., "outrageous"? If the job is done conscientiously, it is *not*.

There are two sides to every question, and perhaps this letter may help to remove the common misapprehension among those outside the business that accumulator recharging is "a very paying proposition."

B. CURTIS ELLIOTT.

London, W.13.

November 12th, 1927.

#### MORSE INTERFERENCE.

Sir,—In order to clear up certain points which recent correspondence on this subject has elicited, may I summarise briefly my views with special regard to Mr. J. B. Wilson's and "Sea-Going Operator's" letters in your November 16th issue?

(1) The second paragraph of my letter of October 20th is not disputed. If, therefore, a reliable C.W. apparatus for safety purposes is to-day technically possible, it follows that such apparatus should be developed and that international legislation be framed for the furtherance of its use as speedily as possible.

(2) I have *not* claimed that C.W. on 600 metres should be used for "traffic." On the contrary, I claim that so far as ships are concerned there is no necessity for the use of this wavelength at all, when by international agreement an alternative longer wave for the distress signal and call has been allocated. By this means a wider band of useful frequencies will be available for broadcasting, and it is this, I believe, the public desire.

(3) Mr. Wilson agrees with me that once the present Auto-Alarms are installed in large numbers it will be extremely difficult to compel further change. This is such an important phase of the situation that it forms an overwhelming argument against their extended adoption until the final conclusions of the Washington Conference have materialised and frequency bands for the various services throughout the world adjusted.

The gist of "Sea-Going Operator's" letter can be summed up as follows: Present conditions are chaotic, therefore for heaven's sake don't attempt to improve them lest they become worse. There is nothing of a constructive character in their letter. There are many "vapouring theoretical amateurs" in this country who can design C.W. transmitters which will not change their wavelengths when the ship rolls.

There is nothing in my letter which casts a slur on sea-going operators, nor have I anything but praise for the way they "carry on" in spite of the apparatus with which they are provided and other difficult conditions.

My object was rather to show that to-day, as in the past, far too much importance is attached to "commercial expediency" to the detriment of technical efficiency.

I am asked: "Since when has broadcasting been a vital wireless service?" The word "vital" may be open to objection if used in its strict dictionary sense, in which case it logically follows that no wireless service comes under this category. I used the word in its relative sense. We may agree, perhaps, that sometimes there is a little vitality indicated in broadcast transmissions.

Finally, a word or two on the third paragraph of Mr. Wilson's reply. I am one of those who have no faith in leaving matters of *policy* to technical experts. It is for the communities to instruct their Governments as to what they desire and to make sure that the experts understand the requirements before proceeding to utilise their "expertness" in working out



the details. Hence the necessity for reports as to what takes place at conferences and the reasons for proposals submitted.

For instance, supposing one of the experts puts forward the claim that 5XX is to be shut down. The public in this country who have subscribed the money for this station have a right to demand where he obtained his authority for so doing and the reasons underlying the claim.

At present, as might be expected, the public know nothing of what transpired at Washington last month, and therefore, unless it rouses itself to demand full particulars, it must put up with the consequences.

MAURICE CHILD.

London, N.W.2.

November 17th, 1927.

Sir,—Might I add a few words to the controversy regarding interference caused by spark telegraphy transmissions?

The majority of complaints are only too well founded, but the charges are largely brought by those who are not sufficiently well informed. On the other hand, those writers who defend the "sea-going operator" assume that they are personally charged.

Spark interference is exceptionally bad even on the "Everyman Four" as far inland as Colchester, and is almost entirely due to French coastal stations and ships communicating with them. The French station FFB, in particular, on a nominal wavelength of 300 metres can be tuned in at deafening strength anywhere between 200 and 600 metres even when four tuned circuits are employed.

On the East Coast severe interference is experienced from the Harwich-Zeebrugge boats, but, apart from this, I feel bound to congratulate the British ship and shore operators on the loose coupling they employ. I should imagine that the interference suffered on the South Coast is almost entirely due to foreign ships, many of whom use their call-letters an unnecessary number of times and transmit an almost unending dash without the slightest apparent provocation.

The nuisance would be considerably mitigated if steps were taken to enforce the international regulations laid down for the conduct of wireless signalling at sea, in which stringent rules are set out regarding the emission of heavily damped waves.

In pre-broadcasting days operators were provided with forms for notifying the P.M.G. of offences of this description irrespective of the offender's nationality, and if this practice were revived it is possible that the harassed listener might feel some benefit.

HENRY C. RYLATT.

Colchester.

November 19th, 1927.

Sir,—From correspondence in your columns I gather that the East, South, and West Coasts and part of Scotland all depend solely on Daventry. Why not have two long-wave stations? Present the people at Geneva with (say) Bournemouth's wavelength, and ask for something in the neighbourhood of 1,900 metres. Then all the "out-of-the-way" people who at present have no prospect of any alternative programmes, as long as they are confined to Morse wavelengths, would be appeased. Admittedly the direct wave of a broadcasting station is the only one taken into account, yet nobody seems to want those frequencies which give the best direct wave. If 50 kW. were given to the two Daventry stations on long waves, the "out-of-the-way" people would probably do with 2- or at most 3-valve sets, while every-one else would get a third alternative programme.

Cromer.

"EAST COASTER."

November 18th, 1927.

Sir,—While I entirely agree that safety of life at sea must take precedence over amateur wireless and broadcasting, there are other sources of Morse interference which seem unnecessary, inasmuch as the communications concerned could in most cases be established through other media than the ether. In particular I would draw attention to the police transmissions to which you refer in "Current Topics" in the November 16th issue.

Broadcast reception in the Preston district is spoilt by messages continuously sent out by the County Police relating to stolen cars, pullets, cockerels, and other lost property. If messages of this nature *must* be sent by wireless, why cannot C.W.

be made use of? At present the interference extends over the broadcast band from 250 to 500 metres, and to a lesser extent on 1,600.

A protest to the postmaster at Preston was sent some time ago; it was acknowledged, and possibly some steps were taken, for the police have jammed it into us more heavily than ever! A large petition to the B.B.C. is now being widely signed.

I therefore offer the Yorkshire listeners my sincere and heartfelt commiseration.

"RE MORSE."

Preston, November 17th, 1927.

#### B.B.C. RECEPTION IN SCOTLAND.

Sir,—With reference to the letter from Mr. Bryan Groom in your issue of November 16th, it is well to remember that Galashiels is situated in the Vale of Gala, low down among the hills, similarly to the position of Hawick. Does the experience of Mr. Horne and of Mr. Bryan Groom fairly represent that of the Border district as a whole? The results obtained at an elevation of some 300 feet near Melrose seem to cast the blame on the hilly nature of the country as much as upon the B.B.C.

Some years ago in East Kent it was noticed that Daventry was being received excellently on many loud-speakers in the town of Sandwich in the open marsh country. Reception at River, on the other hand, was very poor indeed on a three-valve set. In the latter case the aerial was high above the sea, but was set in the steep-sided valley which plunges down towards Dover. It was thought that this poor reception was due to screening by the hills, but the set was not examined carefully to determine whether it was efficient.

My own aerial is placed on the side of the valley of the Team. A crystal set attached to it will just make Daventry audible occasionally, while on this identical set, transferred to another aerial a couple of hundred feet higher up the hill, Daventry comes through with regularity and some strength.

Gateshead.

GEORGE M. MEYER.

November 16th, 1927.

#### LOUD-SPEAKER MOVING COILS.

Sir,—With reference to Mr. A. R. Turpin's letter on the above subject in your issue of November 16th, there is, as far as I am aware, no reason why a step-down output transformer cannot be used to feed a loud-speaker moving coil with complete success. I would, in fact, go further and say that I have yet to hear one of these loud-speakers working on a choke-capacity output circuit with a rationally sized choke which had not a serious low tone resonance followed by a sharp low tone cut off, which does not seem to be present in others which are transformer operated.

It is not generally realised that an output transformer is handling several watts, and that therefore the several distortions due to comparatively obscure effects, such as the variation in permeability of the core, which may show up in interval transformers which work on virtually no load, are completely masked.

From the point of view of reasonable flux densities in the core and lack of self-capacities in the windings the transformer is no more difficult to design than the choke; in fact, for certain conditions, such as push-pull amplification, it is easier.

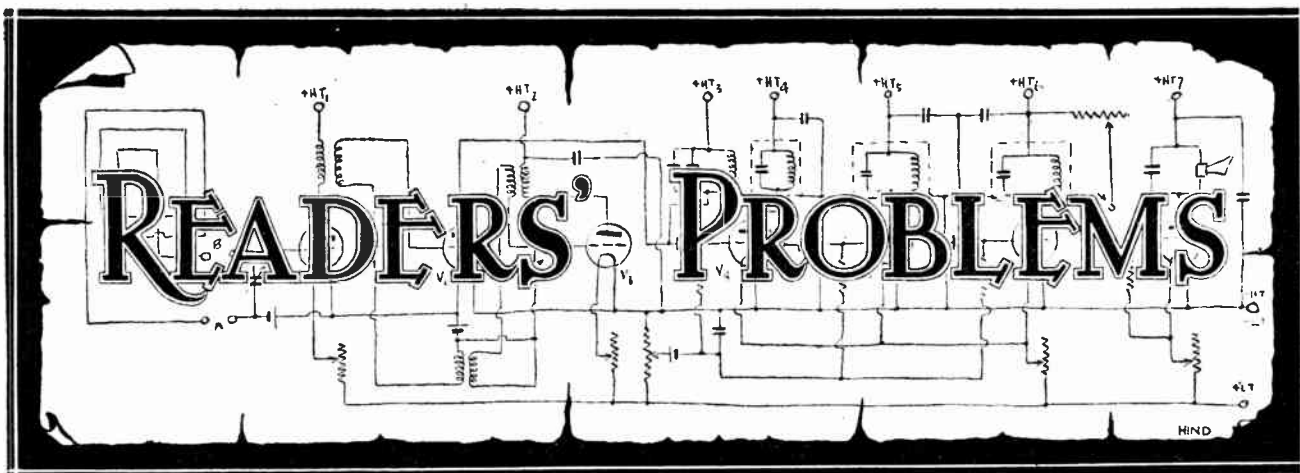
One cannot leave the matter without referring to the kindred subject of the correct relation of the coil impedance to the output impedance of the set at, say, the secondary terminals of the output transformer. I raised this point in these columns some months ago, and, I am sorry to say, did not feel very satisfied or convinced by the answers received. As a result of experience and of conversations with engineers best in a position to know, I feel fairly confident that the effective output impedance of the set will gradually be made relatively higher as the construction of the loud-speakers becomes more perfect. With an output transformer that has been section wound one can alter the ratio (and therefore the output impedance) with ease, and so accommodate a range of loud-speakers varying both in impedance and excellence of construction.

London, S.W.20.

D. KINGSBURY.

November 16th, 1927.





"The Wireless World" Supplies a Free Service of Technical Information.

The Service is subject to the rules of the Department, which are printed below; these must be strictly enforced, in the interest of readers themselves. A selection of queries of general interest is dealt with below, in some cases at greater length than would be possible in a letter.

**Converting a Loud-speaker.**

I have an old type of horn loud-speaker, and should be glad if you will give me constructional details for converting it to the cone type, as I understand this latter type of loud-speaker gives much better quality.

E. T.

We greatly regret that it is not within the scope of the Information Department to give the constructional details you require. As you will appreciate, very detailed drawings and instructions would be necessary for this purpose. Apart from this, we do not think that it would be a practicable proposition to make the conversion you mention, and, if attempted, results would, in our opinion, be far from satisfactory. Speaking generally, a good type of cone loud-speaker is preferable to an ordinary horn type loud-speaker; but, at the same time, if not constructed in accordance with proper principles, a so-called cone loud-speaker can be productive of very bad distortion.

o o o o

**The "Roberts Reflex Neutrodyne."**

I have your issues dated July 1st, 1925, and June 23rd, 1926, in which are given constructional details of the "Roberts Reflex" receiver. Have you published any further details of this receiver showing the alterations necessary to bring it into line with modern practice?

C. V. R.

We have published no further particulars concerning this receiver since the latter date mentioned. This instrument can no longer be said to be up to date, and we should not now advise you to build it. We think that you would obtain far greater satisfaction if you built a receiver not using the reflex principle, as with a "straight" circuit not only will much greater efficiency be obtained from the H.F. point of view, but much better quality also will be had.

B 35

**RULES.**

(1.) Only one question (which must deal with a single specific point) can be answered. Letters must be concisely worded and headed "Information Department."

(2.) Queries must be written on one side of the paper, and diagrams drawn on a separate sheet. A self-addressed stamped envelope must be enclosed for postal reply.

(3.) Designs or circuit diagrams for complete receivers cannot be given; under present-day conditions justice cannot be done to questions of this kind in the course of a letter.

(4.) Practical wiring plans cannot be supplied or considered.

(5.) Designs for components such as L.F. chokes, power transformers, etc., cannot be supplied.

(6.) Queries arising from the construction or operation of receivers must be confined to constructional sets described in "The Wireless World" or to standard manufacturers' receivers.

Readers desiring information on matters beyond the scope of the Information Department are invited to submit suggestions regarding subjects to be treated in future articles or paragraphs.

**Regulating Accumulator Charging Current.**

I am using a commercial L.T. battery charger, which gives me a charging current of slightly over 1 ampere, the charger being of the "arc valve" type. I wish to reduce this charging rate to three-quarters of an ampere in order not to charge my small accumulator at a greater rate than that advised by its makers, and propose to cut down the charging current by putting a variable resistance in series with the filament of the arc valve. Is this in order?

H. R.

We do not advise you under any circumstances to dim the brightness of your valve filament, as you are likely thereby seriously to impair the life of the valve. In our opinion it would be far better to include a variable resistance in the plate circuit of the valve; this resistance can have a maximum value of about 10 ohms, but, of course, it must be wound with a resistance wire of large enough gauge to pass the charging current without undue heating. The method of doing this is clearly shown in an article published in our October 5th issue.

o o o o

**Supersonic I.F. Amplifiers.**

What is the best wavelength to which the intermediate-frequency amplifier in a superheterodyne should be adjusted?

W. A. C.

The wavelength of the intermediate-frequency amplifier in a supersonic heterodyne receiver can be varied within wide limits without impairing the efficient performance of the receiver. For this reason it is not possible to state that any one wavelength will give better results than another. However, for the reception of the normal broadcast wavelengths, the intermediate-frequency amplifier may be adjusted to any wavelength between 6,000 metres and about 12,000 metres. Generally speaking, it is usual to employ an amplifier adjusted to a wavelength of the order of 8,000 metres.

**Increasing the Range of a Receiver.**

I have a detector and L.F. set, and get several stations, but propose to add a second L.F. stage in order to bring in stations which at present I do not receive. Can you advise me of the form of L.F. coupling to use?

W. C. T.

Little or no extra range will be conferred on your receiver by the addition of an extra L.F. stage. The only effect will be that those stations which you can now hear at weak strength will be brought up to comfortable strength, and it is in this sense only that the range of the receiver is increased. We strongly advise the addition of a good H.F. stage.

Adapting a Set for Gramophone Reproduction.

I have a detector and two L.F. set. The set is fitted with a reaction coil, and I use two stages of transformer-coupled low-frequency amplification. Can you tell me how to connect a gramophone pick-up?

Your best method would be to remove the two wires which go at present to the I.P. and O.P. terminals of the first L.F. transformer in your set (in the case of some makes of transformers these terminals are marked "Plate" and "H.T.+") and then connect two separate wires to the I.P. and O.P. terminals of the transformer, the other end of these two wires being attached to the pick-up.

You could conveniently insert a double-pole switch for changing over from "gramophone" to "wireless." You will merely have to remove the two wires at present running to the I.P. and O.P. terminals, and connect these wires to the pair of terminals at one end of a double-pole, double-throw switch, whilst two wires from the gramophone pick-up would connect from the two terminals to the other end of the D.P.D.T. switch. In addition, two wires will have to be connected from the I.P. and O.P. terminals of the transformer to the two centre contacts of the switch.

Reception on an Indoor Aerial.

Owing to the absence of facilities for the erection of an outside aerial I have been using an indoor aerial consisting of four wires stretched across the room. The local station is received at very good strength on the "Everyman Four," but distant stations are only telephone strength. Can you suggest any method of improving reception without rebuilding the receiver?

When a very short aerial is used this should be connected via a 0.0002 mfd. fixed condenser to the grid end of the aerial-grid transformer, and not to terminals A. or A<sub>2</sub>. Fig. 1 on this page

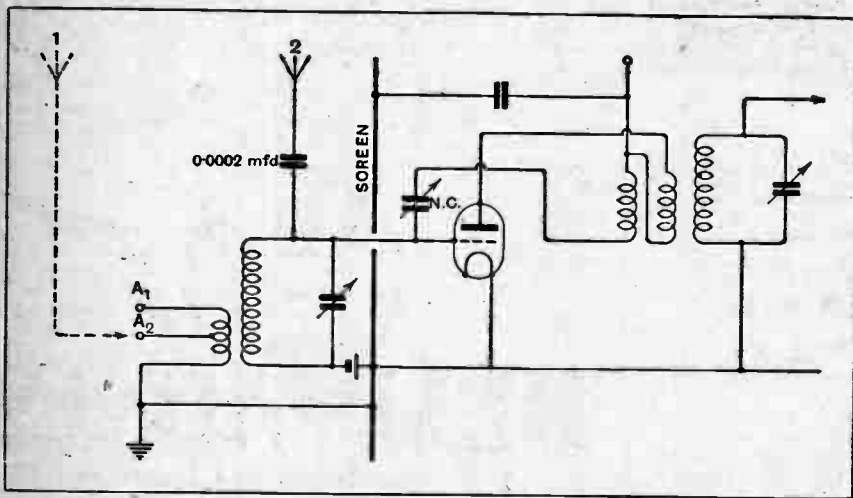


Fig. 1.—Modification of the "Everyman Four" to permit the use of short indoor aerials.

clearly shows the suggested modification. Position 1 is the usual method of connecting the aerial wire, and position 2 the alternative connection.

Special Types of L.T. Supply.

I propose using a "nickel-iron" type of low-tension cell for lighting the filaments of my valves. I understand that special precautions have to be taken with these cells as compared with the ordinary lead accumulator. If this is so, can you tell me what these precautions are?

It will be found that the ordinary "lead" accumulator maintains its voltage fairly constantly, almost up to the end of its charge, when the voltage drops comparatively constantly and quickly; one can, therefore, use fixed resistors in the set. The other type of cell you mention, if it is the type we think you refer to, does not maintain its voltage up to the same level throughout practically the whole of the charge, but the voltage drops steadily throughout the charge, somewhat in the manner of an ordinary dry cell. It is obvious, therefore, that there are difficulties in the way of using fixed resistors. One should use a variable resistance, which should be put to the "full in" position at the maximum of the charge, and the resistance gradually cut out during the period of discharge. This precaution is, of course, definitely not required with the ordinary accumulator.

Pot Magnet Winding for 200 v. D.C.

On page 389 of "The Wireless World" of September 28th last you give a table of pot windings for the coil drive loud-speaker for different supply voltages. I wish to connect this to a 240-volt D.C. main, but require a greater field strength at the "gap" than could be obtained with the 200-volt windings recommended. Can you supply me with the required information?

A suitable winding for a 200 volts D.C. supply to dissipate a greater wattage than that given in the table could be obtained

by winding the bobbin full with No. 36 S.W.G. single silk covered copper wire. This will give a field strength at the "gap" comparable with that obtained with the 6- or 8-volt windings.

A Straightforward One-valve Circuit.

I wish to build a single-valve set for the purpose of receiving distant stations on headphones with a minimum of expense, and should be glad if you will advise me of the circuit to adopt.

We think you could not do better than to construct a simple one-valve regenerative circuit, using the circuit which we

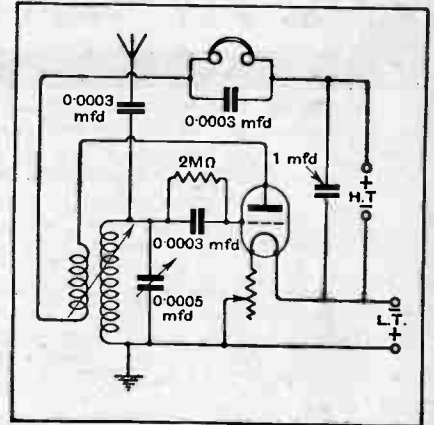


Fig. 2.—Simple single-valve circuits.

show in Fig. 2. Ordinary plug-in coils could be used so that you could cover both the normal and the long B.B.C. stations, and also, if you so desire, use exceptionally large coils to receive the long-wave C.W. stations which may usually be heard at all times on a simple one-valve regenerative receiver.

A Question of Distortion.

I am using a two-valve set, detector and L.F. with reaction, but find that quality is very bad. I am using a 30,000-ohm valve as detector, and a proper power valve in the output stage. My high-tension battery is of the 50-volt super-capacity type. Can you tell me what is likely to be the trouble?

It would appear from your letter that you are only using 50 volts high tension on both valves. Whilst this voltage is ample for the detector valve, it is by no means sufficient for the L.F. valve, and amplitude distortion is bound to occur if you are using this low anode voltage on the output valve. It does not matter in the least that your 50-volt battery is of the super-capacity type, this having no bearing on the H.T. voltage; in fact, if you were using 120 volts supplied by the very small cell type of H.T. battery you would get far better quality than with a 50-volt super-capacity type. Your voltage on the last valve should be at least 100 and preferably greater, and you will therefore have to purchase an additional battery.

*The Choice  
of the Critical!*

Technical wireless experimenters—  
as well as ordinary broadcast  
enthusiasts  
*find*

**HART**  
BATTERIES  
**FOR ALL WIRELESS CIRCUITS**

*a valuable aid to better reception*

"HART" BATTERIES are supplied in a wide range of sizes  
and capacities—each worthy of the most critical selection.  
Write Dept. W.W. to-day for price list and **FREE** illustrated  
booklet of interest to all wireless users.

**HART ACCUMULATOR CO. Ltd.**  
**STRATFORD, LONDON, E.15.**

Birmingham: 165 Edmund Street. Bristol: 37  
Victoria Street. Cardiff: 50 Charles Street.  
Glasgow: 107 Wellington Street. Manchester:  
88 Chapel Street. Westminster: 36 Victoria  
Street, S.W.1. York: 6 Bridge Street.



*Goodall Ad.*



**THE BEST OF SETS  
IS BETTER—**

**WITH A**

**BRITISH GENERAL**

**SUPER SHROUDED  
TRANSFORMER**

Guaranteed for 12 months to give perfect distortionless magni-  
fication. Registered design, superb nickel finish. Made in two  
ratios—5:1 for general use; 3:1 for 2nd stage purposes.  
The best that's made.

Price **18/6** 5:1 or 3:1.

**BRITISH GENERAL MANUFACTURING CO. LTD.,**  
Brockley Works, Brockley, London, S.E.4.



B.T.H. Headphones are unexcelled for  
faithful reproduction and volume.  
These are the first qualities demanded of  
any pair of 'phones. B.T.H. 'phones, how-  
ever, have more to their credit: They are  
supremely comfortable—not only when  
first put on—but for hours afterwards.  
They cannot catch in the hair or cause  
headaches. If you want true listening-in  
comfort *always* use B.T.H. 'phones—  
they only weigh 9½ ozs.

**Price 15s. Od. per pair**

*The above price is applicable in Great Britain and  
Northern Ireland only.*



**HEADPHONES**

*The British Thomson-Houston Co. Ltd.*

2810

**"GETTING THE MOST OUT OF RADIO"**

**1 POST FREE**  
AWARDED ON FIRST ORDER VALUE 10/- or More.

**A MONSTER EDUCATIONAL CATALOGUE**

A Sumptuous 76-page art paper publication with a 2-colour cover containing:

130 Illustrations, 250 Instruments, Components and Accessories detailed. An 8-page article "Getting the most out of Radio," of interest to all. Articles on every aspect of Radio. Guide to best circuits, books, periodicals, receivers.

Every Radio Enthusiast should get his copy now from **CLAUDE LYONS Ltd., 76, Old Hall St., LIVERPOOL.**

**REFUSE IMITATIONS**

New Standard Sizes in three finishes. The Guaranteed panels made by Ebonite experts at low prices.

Make sure of having the prize-winning original Former by buying only Formers bearing Trade Mark "Becol."

**RADIO BECOL PANELS**  
 BY EBNONITE  
THE BRITISH EBONITE CO. LTD. HANWELL, LONDON, W.7

The **BRITISH EBONITE Co., Ltd., HANWELL, LONDON, W.7**

**Watmel**

THE IDEAL AUTO CHOKE at an IDEAL PRICE!

The name and reputation of Watmel are guarantees of the exceptional value of this Watmel product which, judged on its merits alone, is most reliable, efficient and most popular Auto-choke in the market. It combines the amplifying power of the best transformer with that clear purity of tone only possible with choke coupling. Its ingenious patent core and windings are the real secret of its amazing efficiency. Complete with condenser and fixed resistance and with bright parts heavily nickelled.

**price: 18/6**

**WATMEL WIRELESS CO. LTD.**  
 Imperial Works, High Street, Edgware, Middlesex.

**EXPERIMENTAL WIRELESS** W.W.E.

**& The WIRELESS ENGINEER**

The Journal for Professional Engineers and Advanced Wireless Experimenters

Monthly 2/6 net. Annual Subscription 32/- post free.

**ILIFFE & SONS LTD., Dorset House, Tudor Street, London, E.C.4.**

**ANNOUNCEMENT.**

The famous **LOEWE High Vacuum Resistances and LOEWE High Vacuum Block Condensers** are now available in Great Britain. They have been a full success on the Continent and will, no doubt, be equally favoured by the British public. Please mail the Coupon below for free literature.

**LOEWE RADIO CO., LTD.**  
 Phone: 4, Fountain Road, Tottenham, London, N.15.

**POST THIS COUPON TO-DAY!**

To THE LOEWE RADIO CO., LTD.  
 4, Fountain Road, Tottenham, LONDON, N.15.

Please send me your literature concerning LOEWE High Vacuum Resistances and LOEWE High Vacuum Block Condensers.

NAME .....  
 ADDRESS .....

**Model C 12.**

**There is Character in Celestion**

Correct design, careful and capable workmanship, perfect finish, all allied to the patent "Celestion" process. Demonstrations daily at our showrooms, two minutes from Charing Cross.

Models in oak or mahogany from £5 to 0.

The Celestion Radio Co., 29-37, Hampton Wick, Kings-on-Thames  
 Showrooms: 33-35, Villiers Street, Strand, W.C.2.  
 Telephone Gerrard 0397.

Write for details of the Celestion Gramophone "Pick-up"! **CELESTION** Write for Illustrated Celestion coloured brochure!

The very soul of music.

**CUT THIS OUT FOR CABINETS**

and post to us for new FREE list illustrating Cabinets as shown in "Wireless World," etc. etc.

NAME .....

ADDRESS .....

(Write in block letters please.)

**CARRINGTON Mfg. Co., Ltd., CAMCO WORKS, Sanderstead Road, South Croydon.**  
 Telephone: Croydon 0623 (2 lines).

Mention of "The Wireless World," when writing to advertisers, will ensure prompt attention.



**Now Reduced from—**

**3/9 to 2/3 EACH PART FREE**

**OUR DIRECT TO THE PUBLIC POLICY**

UNSOLICITED TESTIMONIAL

"Dear Sirs,

Allow me to thank you very sincerely for the splendid Valve Holder you despatched a week or so ago: its cost for so excellent a piece of work is amazing.

Kindly send three more, and, further, it will be a pleasure to recommend your fine product to my friends.

The necessary P.O. is enclosed.

You are very truly,"

The "ARTIC" principle guarantees perfect steadiness under all conditions of shock and vibration. Even when the valve is moved directly, it just sags back into position. No springs or rubber are employed—these are but makeshifts and success can never be possible with such mediums.

**DIRECT from US to YOU. MEANS a CHEAPER VALVE-HOLDER for YOU!**

1/3 each POST FREE with P.O. remittance or C.O.D. with C.O.D. charge extra.

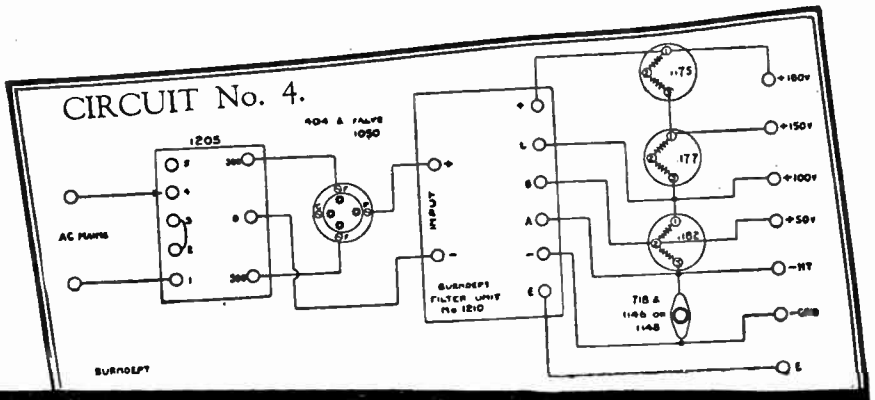
**MAKES A GOOD VALVE BETTER & A BAD VALVE GOOD.**

**WORLD PATENTS NO SPRINGS. NO RUBBER USED.**



**Heavy Duty H.T. Eliminator for A.C. Mains.**

Suitable for largest receiving sets. Supplies H.T. current at 50, 100, 150 and 180 volts and Grid Bias. Maximum output 50 milliamperes. For A.C. Mains 100/110 and 200/240 volts. 40 100 cycles. Cost of Components £8.19. 6. Fully described in Burndept Publication No. 130.



**"How to Build Eliminators, Power Amplifiers, and Battery Chargers with Burndept Components."**

EXPERIMENTERS and home-constructors who have A.C. or D.C. electric light supply and wish to use it for the maintenance or improvement of their sets will find the new Burndept publication with the above title a great help. It gives eleven tested circuits for Battery Eliminators, Power Amplifiers and Battery Chargers, with details

and costs of the Burndept Components required. These circuits cover all requirements and will appeal equally to owners of small or large sets. The circuit above is selected at random but will give some idea of the contents of the booklet. Write to-day for your copy of Publication No. 130—sent free on request.



BLACKHEATH, LONDON . S.E.3.

London Showrooms: Bedford Street, Strand, W.C.2.

**"PHILIPSON" ELIMINATORS**

"Buy a 'Philipson' & be Safe."



Model A.C.3.

Eliminate the H.T. Battery and all its troubles. Made for D.C. or A.C. Mains, 100 to 110 Volts, and 200 to 250 Volts.

MODEL A.C.3.—Max. Current output 50 Millamps. Max. output 120 Volts. Tappings at 20, 40, 60, 80, 90, 110 and 120 Volts. Grid Bias 2, 4, 6, 9, and 12 Volts. Full Wave Rectification. C.G. (Plus Prior complete 3s.) Royalty 12/6

Model D.C.2a for D.C. Mains. Max. current output 38 Millamps. Max. output 135 volts. Tappings at 20, 30, 45, 60, 80, 115, and 180 volts. Grid Bias 2 to 15 volts. Price complete £3-10

Housed in well-made polished Oak, Mahogany, or Walnut Cabinet as preferred. Makes a pleasing addition to any receiver.

**PHILIPSON & Co. Ltd. Astley Bridge, BOLTON.**

Phone: 2038 Bolton. "Grams": "Safety," Bolton. Est. over 50 years.



Other Models made. Leaflets with Pleasure POST FREE.

Model D.C.2a.



# THE "Utility"


## LOGARITHMIC CONDENSER

gives perfect smoothness of action, the moving vanes rotating on a ball-bearing spindle of novel design which is absolutely rigid. Electric continuity is ensured by the provision of a pigtail connection from the moving vanes direct to the terminal. The solid dielectric is reduced to the minimum and takes the form of two light thimbles, the walls of which are only about 1/32 of an inch thick. The Vernier pattern is fitted with the well-known "UTILITY" Micro-Dial with its ratio of 70 to 1, which makes tuning perfectly simple.

Write for attractive Free List of all "Utility" productions including Neutrodyne Condensers, Micro-Dials, Switches, etc.

**WILKINS & WRIGHT LIMITED,**  
"Utility" Works, Kenyon St., Birmingham.

**Utility**  
**GUARANTEED**  
**COMPONENTS**



ALUMINIUM			
Capacity	Ref. No.	Price including 4" dial	With Vernier
.001	W182	11/6	17/-
.002	W183	10/6	16/-
.003	W184	10/-	15/6
.006	W185	9/6	15/-
.0103	W186	8/6	14/-
.002	W187	7/6	13/-

**"EMACO" SEND TO-DAY "EMACO"**  
List No. 93. "EMACO" CRAFTSMANSHIP CABINETS READY.  
Melody Maker 32/- Everyman Four 56/8  
Nelson 36/- Threesome 18/8  
Solodyne 98/- 1927 Five 58/-  
Cabinets for all sets made.  
ENTERPRISE, 11, GRAPE ST., W.C.2.  
**EMACO**

**I have No Aerial Trouble now I have fitted the "OV" PRICE 2/6**  
Indoor or Outdoor Portable. Obtainable at all dealers or from The HOVEY Aerial Co., 10, Red Lion Passage, W.C.1.


**ANYTHING WIRELESS SENT C.O.D.**  
Send us a note of your wireless requirements and we will dispatch by return of post.  
Lists free.  
**YOUNG'S (Glasgow) Ltd., 40 Stockwell St.**

# CAXTON WIRELESS CABINETS

THOUSANDS OF SATISFIED CUSTOMERS.

All Polished with new enamel that gives a glass hard surface that cannot be soiled or scratched. Ebonite or Radion Panels Supplied and Perfectly Fitted at low extra cost. SENT FREE—Catalogue of Standard Wireless Cabinets in various sizes and woods.

Elstree "Solodyne"



Specially designed for this famous Radio Press Circuit. All details and dimensions conform to their specification, enabling constructors to follow the layout without difficulty.

PRICES:

Light Fumed Oak 66/- Dark or Jacobean Oak 70/- Real Mahogany 73/-  
Prices include either "fall front" with handsome solid raised panel, as illustrated, or beaded doors, allowing ample space for tuning controls, etc. Glass panelled doors can also be supplied at 3/- extra.

**CASH WITH ORDER. CARRIAGE PAID U.K. PROMPT DELIVERY.**  
Packing Case 5/- extra repaid if Case returned within 14 days Carriage paid to Works.

**CAXTON WOOD TURNERY CO., MARKET HARBOROUGH.**

Mention of "The Wireless World," when writing to advertisers, will ensure prompt attention.

If you want the Best Reception COVER YOUR CONNECTING WIRES WITH GENUINE **SISTOFLEX SLEEVING**

4 1-yard lengths to cover S.W.G.18. **1/3**

OR USE **ESSELLITE**

Insulated coloured connecting wire S.W.G.18 red, black, blue and yellow 4-5-foot coils 1/3 4-10-foot coils 2/6

If unable to obtain from your nearest wireless shop, send cash with order to us.

**FOR PANELS**

S L Smooth matt finish EBONITE Regal, polished one or both sides, as tested by N.P.L., do. give best results.  
Insist upon these qualities from your nearest Wireless shop.

**SPICERS LIMITED**  
WIRELESS DEPARTMENT  
19, NEW BRIDGE STREET, LONDON, E.C.A.  
Telegrams: "Nykoping Ltd, London."  
Telephones: City 6251. Private Exchange (Extension 49).



**FORMO-DENSOR.**

Price from 2/6



Crown Works, Cricklewood Lane,  
N.W.2.  
Phone: 1787 Hampstead.

Full Catalogue  
free on request.

A sound variable condenser which fills a long-felt want. Specially designed to take the place of the hitherto generally used Fixed Condenser.

*Specially recommended for use as:*  
 Neutralising Condenser.  
 Aerial Condenser.  
 Grid Condenser.  
 Reaction Condenser.  
 Phasing Condenser.  
 Tone Control Condenser.

Buy **FORMO HANDBOOK.**  
 Practical Circuits, Blue Prints, etc., 1/-

**WORTHY OF YOUR SET**

## KABILOK

**CABINETS OF DISTINCTION**

Every Kabilok Cabinet is soundly constructed and finished in accordance with the best Cabinet-making practice.

The full range includes popular standard models, American Cabinets, full-front Cabinets, Cabinets de luxe, and a complete range of Cabinets constructed to exact specifications for use with Macconiphone and other special circuits. Send coupon for illustrated list. *Trade Enquiries especially invited.*

**To W. & T. LOCK LTD., St. Peter's Works, Bath.**

Please send us your illustrated list.

NAME .....

ADDRESS .....

WRITE IN BLOCK LETTERS PLEASE.

# Trelleborgs

**GUARANTEED GENUINE EBONITE**

THE FINEST QUALITY PANEL OBTAINABLE.

**ONLY 1/2d. Retail Price per square inch.**

**STANDARD GLOSSY FINISH 3/16" THICKNESS.**

Other prices:— $\frac{3}{8}$ " Highly Polished,  $\frac{3}{4}$ d. per sq. in.;  $\frac{1}{2}$ " Standard Glossy,  $\frac{3}{4}$ d. per sq. in.;  $\frac{1}{4}$ " Highly Polished,  $\frac{1}{4}$ d. per sq. in.

**THE FINEST GRAMOPHONE MUSIC THROUGH YOUR LOUD SPEAKER!**

*Illustration of*  
**MAESTROPHONE MOTOR**

for  
"Economical Gramophone Pick-up Apparatus" described by Mr. N. F. Vincor-Minter in "Wireless World" of Nov. 2nd, 1927.



Write for Price List to:—  
**C. A. CLARKE, 52, Clerkenwell Road, LONDON, E.C.1.**  
 Phone: Clerkenwell 9215.




**C.E. PRECISION RHEOSTAT.**  
 A beautiful little component; the smoothness of its control is remarkable. Prices from 2/9 to 3/9.

**C.E. PRECISION H.F. CHOKE.**  
 Has a minimum self capacity and a small external field. Covers a wide range of wave-lengths. Price 7/- A short wave model is available at the same price.

Write for full list of components and circuit diagram of the "ORCHESTRAL THREE," the Receiver that Sets the Standard of Perfection.  
**C. EDE & CO., LTD., BYFLEET, SURREY.**  
 Phone: Byfleet 225. Grams: Cereprise, Byfleet.

## Yours for £1



**CELESTION, MARCONIPHONE, AMPLION, BROWN, B. S. A., KONE, ETC.**

Any of these world famous Loud Speakers will be sent, carriage paid, to your address for £1. The balance of purchase price we will accept by extended monthly payments.

All kinds of components and Valves for Home Constructors' Sets can also be supplied on these terms.

*Write to-day for Catalogue and particulars.*

**HENRI & CO., 160, Victoria St., London, S.W.1**

## 2 H.F. EVERYMAN FOUR COILS



Full details of Finston Coils free on request.

Constructed to "Wireless World" Specifications. We can supply these immediately, prices as below.

Set of 3 Coils B.B.C.	36/9
Set of 3 Coils, 5XX	24/-
Set of 3 Bases	3/9
Screening Box (Copper)	30/-

**EVERYMAN FOUR**

Aerial Coils, 14/-      Transformer, 15/-  
 Complete Set, 28/-

Cossor "Melody Maker" Coll. .... 7/6  
 Mullard "Radio for the Million" Coils.  
 250/550 8/-      1000/2000, 10/-

*All above obtainable from all Dealers, or*  
**FINSTON MFG. CO., LTD.,**  
 45, Horseferry Road, London, S.W.1

**IMPORTANT.**

**WHY PAY MORE WHEN YOU CAN BUY HIGH CLASS BRITISH MADE CABINET PATENT CONE LOUD SPEAKERS AT POPULAR PRICES?**



**THE WHITELEY BONEHAM ALL BAKELITE CABINET TYPE**  
*(as illustrated)*  
 £4 : 4 : 0

**OAK OR MAHOGANY CABINET TYPE**  
 £3 : 0 : 0

**JUNIOR MODEL suitable for Portable Sets**  
 £2 : 10 : 0

*Can be obtained from all good class dealers or direct from the manufacturers.*

**WHITELEY BONEHAM & CO., LTD.,**  
 NOTTINGHAM ROAD, MANSFIELD NOTTS.

# MISCELLANEOUS ADVERTISEMENTS.

## NOTICES.

**THE CHARGE FOR ADVERTISEMENTS** in these columns is:

12 words or less, 1/- and 1d. for every additional word, e.g., 18 words, 1/6; 24 words, 2/-. Name and address must be counted.

**SERIES DISCOUNTS** are allowed to Trade Advertisers as follows on orders for consecutive insertions, provided a contract is placed in advance, and in the absence of fresh instructions the entire "copy" is repeated from the previous issue: 13 consecutive insertions, 5%; 28 consecutive, 10%; 52 consecutive, 15%.

**ADVERTISEMENTS** for these columns are accepted up to **FIRST POST on THURSDAY MORNING** (previous to date of issue) at the Head Offices of "The Wireless World," Dorset House, Tudor Street, London, E.C.4, or on **WEDNESDAY MORNING** at the Branch Offices, 19, Hertford Street, Coventry; Guildhall Buildings, Navigation Street, Birmingham; 199, Deansgate, Manchester.

Advertisements that arrive too late for a particular issue will automatically be inserted in the following issue unless accompanied by instructions to the contrary. All advertisements in this section must be strictly prepaid.

Postal Orders and Cheques sent in payment for advertisements should be made payable to **ILIFFE & SONS Ltd., and crossed & Co. Treasury Notes**, being untraceable if lost in transit, should not be sent as remittances.

All letters relating to advertisements should quote the number which is printed at the end of each advertisement, and the date of the issue in which it appeared.

The proprietors are not responsible for clerical or printers' errors, although every care is taken to avoid mistakes.

### NUMBERED ADDRESSES.

For the convenience of advertisers, letters may be addressed to numbers at "The Wireless World" Office. When this is desired, the sum of 6d. to defray the cost of registration and to cover postage on replies must be added to the advertisement charge, which must include the words Box 000, c/o "The Wireless World." Only the number will appear in the advertisement. All replies should be addressed No. 000, c/o "The Wireless World," Dorset House, Tudor Street, London, E.C.4. *Readers who reply to Box No. advertisements are warned against sending remittance through the post except in registered envelopes; in all such cases the use of the Deposit System is recommended, and the envelope should be clearly marked "Deposit Department."*

### DEPOSIT SYSTEM.

Readers who hesitate to send money to unknown persons may deal in perfect safety by availing themselves of our Deposit System. If the money be deposited with "The Wireless World," both parties are advised of its receipt.

The time allowed for decision is three days, during which time, if the buyer decides not to retain the goods, they must be returned to the sender. If a sale is effected we remit the amount to the seller, but, if not, we return the amount to the depositor. Carriage is paid by the buyer, but in the event of no sale, and subject to there being no different arrangement between buyer and seller, each pays carriage one way. The seller takes the risk of loss or damage in transit, for which we take no responsibility. For all transactions up to £10, a deposit fee of 1/- is charged; on transactions over £10 and under £50, the fee is 2/6; over £50, 5/-. All deposit matters are dealt with at Dorset House, Tudor Street, London, E.C.4, and cheques and money orders should be made payable to Iliffe & Sons Limited.

### THE SALE OF HOME-CONSTRUCTED UNLICENSED APPARATUS.

#### A New Service to our Readers.

We have made an arrangement with the Patentees whereby readers who wish to dispose of a home-constructed receiver not licensed under the patents made use of, can license the set by means of the Deposit System referred to above.

The person desiring to sell, in sending us particulars for his advertisement, will in every case make use of a Box No., and should add to the price which he requires the amount of royalty customarily paid by manufacturers, viz., in the case of Marconi Patents the amount should be calculated at 12/6 per valve holder.

If the purchaser is satisfied with his purchase, the sum realised will be forwarded to the seller, less the amount due in respect of royalties, which amount will be paid by "The Wireless World" to the owners of the patents concerned, and a certificate will be handed on to the purchaser of the set.

#### SPECIAL NOTE.

Readers who reply to advertisements and receive no answer to their enquiries are requested to regard the silence as an indication that the goods advertised have already been disposed of. Advertisers often receive so many enquiries that it is quite impossible to reply to each one by post.

## WONDERFUL WIRELESS OFFER

**THE Graves Two-Valve Loud Speaker Wireless Set offered to you on Easy Payment Terms will compare for VALUE and EFFICIENCY with any £10 Wireless Set offered by any other firm in the World.**

It is no use trying to accurately illustrate or even describe the Graves Set in a small advertisement, but a post card will bring you a fully illustrated descriptive catalogue which gives you exact and truthful details.

**BRIEF SPECIFICATION:** The Cabinet is of polished Oak and all components of highest quality. Mairand Dual Emitter Valves with patent Valve holders &c. H.T. Battery, 2-Valve Accumulator and complete Aerial Outfit. Loud Speaker of exclusive design to match the Cabinet, with unique magnetic system and improved diaphragm **£7:17:6**

**TERMS:**—Our Bargain Price is for Easy Terms. Send 10/- now, & complete purchase in 14 monthly payments of 10/- Five per cent discount for cash. Fullest approval in your own home.

Write for Free Catalogue.

Unchallengeable values in up-to-date Wireless Sets.  
**J. G. GRAVES Ltd. SHEFFIELD.**



## WEARITE COMPONENTS

### 2 H.F. EVERYMAN FOUR

- Set of 3 COILS B.B.C. - - - 36/9
- " 3 " 5XX - - - 24/-
- " 3 BASES - - - 3/9
- SCREENING BOX (Copper) - - - 30/-
- H.F. CHOKES - - - each 6/6
- Paxolin Tubes 3" x 4" - - - " 1/4

**MELODY MAKER-4 COIL 8/6**  
on GENUINE PAXOLIN.  
LOOK FOR TRADE MARK

Genuine Paxolin bears the TRADE MARK



Refuse Imitations.

Send for illustrated lists.

**WRIGHT & WEAIRE LTD.,**

740, HIGH ROAD, TOTTENHAM, N.17.

PHONE Tottenham 3132.

## RECEIVERS FOR SALE.

**ALL-WAVE** Four and the Famous Everyman Four; full particulars and prices on application.—H. Goodwin, Woodcock Hill, Elstree [6050]

**3-VALVE** Set, with valves and speaker; £6.—Bracey, Factory Square, Streatham. [6481]

**7-VALVE** Superhet. exceptional good tone and volume, including 6-volt accumulator and 120 high tension, also Amplion loud-speaker, perfect condition; can be seen by appointment; best offer accepted over £20; in London.—Box 4358, c/o The Wireless World. [6473]

**WIRELESS** Sets Constructed to specification and rebuilt; prices upon application.—Box 4225, c/o The Wireless World. [6491]

**SECOND-HAND** Sets, excellent value, by Marconi, S. Burndept, Elwell, Read and Morris, etc., at almost junk prices.—See below.

**L.T.** from A.C. Mains.—The Longton unit, the only device able to give it without floating battery, uses gas-discharge rectifying valve; price £7/15.—Read and Morris, Ltd., 31, Eastcastle St., W.1 (faces back of Warnings). [6486]

**3-VALVE**, brand new, coils, Ediswan valves, totally enclosed, plenty of volume; £5/10; bargain; after 6 p.m.—Reynolds, 29, Carlton Rd., Kentish Town. [6592]

**FELLOWS** 2-valve and 1-valve Amplifier for same (sets only), with Fellows speaker, receives English and foreign stations; £3 lot, bargain.—Tonks, Cartway, Bridgnorth, Salop. [6589]

**IN Working Order.**—Amplion large £8/10 loud-speaker, Marconiphone 2-valve set and 2-valve amplifier, H.T. eliminator for D.C., two 6-volt 40 accumulators, dry L.T. and H.T. and D.E.3, R5, L.S.3 valves, etc.; £15, or best offer; cost £50.—Harries, Wireless Consultant, Old Rd., Frinton-on-Sea. [6583]

**ELSTREE** Six complete to specification with valves; price £15; demonstration given.—Browne, 65, Sinclair Rd., W.14. [6576]

**HEAR Before Buying.**—Cossor Melody Maker, demonstrated; parts or complete set supplied.—Browne, 65, Sinclair Rd., W.14. [6577]

**DE LUXE** Two-range Everyman Four, complete with P.M. valves; £20 (including royalties).

**THIS** Receiver has several modifications on the standard specification, such as potentiometer control of rectifier, jack plug for gramophone pick-up, Ferranti output transformer, plugs and sockets for aerial and earth connections, Metro-Vick R.C. coupling unit, etc., etc.

**THIS** Receiver, complete in polished mahogany cabinet, is a genuine bargain for £20.—Handley and Jordan, 31, Cannon St., Birmingham. [6574]

**WE** specialise in Individual Sets.—We are prepared to advise clients as to the most suitable receiver for their requirements; orders placed immediately delivered for Christmas. Give them a set that is better.—Handley and Jordan, 31, Cannon St., Birmingham. [6575]

**LIBERTY** Crystal Receivers, manufactured to sell at 18/., for disposal at 7/6 each; special trade price for quantity; everyone tested on aerial; absolutely the finest crystal receiver made.—Liberty Engineering Co., Acton Town Station, W.3. [6572]

**PYE** 4-valve Cabinet Receiver No. 548, with 2- or 4-volt valves; cost over £30 last year, accept £18; also Standard cone speaker, working with above, £3/15.—Hobbs, 9, Wansford Grove, Hull, E. [6565]

**WESTERN ELECTRIC** Public Address Equipment, comprising one W.E. 4-valve amplifier, one W.E. microphone, 2 W.E. projectors, one M.L. 250-volt motor generator, one 12-volt 75 amp. accumulator, complete with valves and armoured wire, etc.; price £110 or very near offer.—Robinson, 25a, Westgate, Otley, Yorkshire. [6553]

**5-VALVE** Freed-Eisemann Neutrodyne, with 5 valves, perfect condition; offers.—Penton, 7, Weymouth Court, Weymouth St., W.1. [6552]

**COSSOR** Melody Maker, in mahogany cabinet, to specification; price without valves, £6; call or write.—J. E. Johnston, School House, Church Hill, Winchmore Hill, N.21. [6551]

**COSSOR** Melody Maker.—Advertiser, who has bought complete set of parts for the above, including cabinet (all unpacked), but who is now building "Wireless World" 2 H.F. Everyman Four instead, is willing to dispose of same at 25% discount.—Full details from Box 4580, c/o The Wireless World. [6542]

**A J.S. Symphony** Receivers Supplied on Extended Payment Terms.—Write for full particulars, H. Taylor and Co., Ltd., 49-53, Sussex Place, South Kensington, S.W.7. [6540]

**GEOPHONE** 3-valve New Type Receiver, indistinguishable from new and gives splendid results on either high or low wavelengths, in magnificent mahogany cabinet, with 3 valves, connecting cables, all plugs, and beautiful cabinet cone loud-speaker (Brands); cost £23 and £6/10 respectively; for immediate sale, £14/10, or set only, £12; no batteries.—Napier, Kersland Drive, Milngavie, Scotland. [6593]

Mention of "The Wireless World," when writing to advertisers, will ensure prompt attention.

Receivers for Sale.—Contd.

**A** HAPPY Xmas, with an Everyman or Cosor Melody set; for lowest priced components see my advertisement in these columns.—G. S. Langrick, East End Park, Leeds. [6647]

**M**ARCONI'S Best Model V.B.4, range 300 to 4,000 metres, cost £60, offers invited.—Box 4457, c/o *The Wireless World*. [6642]

**S**UPER Elstree Six, fine polished mahogany cabinet, complete set of coils, 40 stations; £18, including royalty, or good offer.—Box 4454, c/o *The Wireless World*. [6645]

**3-VALVE** M.S.1 Receiver, altered to take low consumption valves, excellent condition, £8; Sterling 2-valve power amplifier, field terminals for moving coil speaker, magnificent tone, £6; 3-gang condenser, coils and screens for solodyne, cheap.—O'Hanlon, Oakdell, Hale, Cheshire. [6637]

**G**ECOPHONE 3-valve Cabinet De Luxe, with Amulion loud-speaker, and extra batteries; cost over £30, sell £15; or exchange for portable.—Box 4461, c/o *The Wireless World*. [6638]

**F**ROM Dundee to Dresden—from Manchester to Munich, New Times sets cover the stations of Europe; first class instruments available, large and small; accessories guaranteed; small deposit and easy monthly payments; the New Times instalment system puts an end to worrying.—Write for Brochure to Desk W., New Times Sales Co., 77, City Rd., London, E.C.1. [0080]

**E**POCH ELECTRICAL SOCIETY.—At your service.

**E**POCH ELECTRICAL SOCIETY.—Largest and most comprehensive selection of sets in London.

**E**POCH ELECTRICAL SOCIETY.—Compare the latest sets side by side in our demonstration room.

**E**POCH ELECTRICAL SOCIETY.—All good makes from 5/9 to £100 to select from.

**E**POCH ELECTRICAL SOCIETY.—All sets installed free within 25 miles by our experts.

**E**POCH ELECTRICAL SOCIETY.—Second-hand bargains in stock, all reconditioned and guaranteed for 12 months.

**E**POCH ELECTRICAL SOCIETY.—Sets built to order into customers' cabinets or antique furniture.

**E**POCH ELECTRICAL SOCIETY.—Marconiphone and other sets by 12 monthly instalments.

**E**POCH ELECTRICAL SOCIETY.—Epoch service is free service.

**E**POCH ELECTRICAL SOCIETY.—Bring your old set in part exchange for a new one.

**E**POCH ELECTRICAL SOCIETY, Ltd., 53, Gracechurch St., E.C.3. Call, write, or phone Royal 2570 (near Monument Station). [665.]

BATTERIES.

**W**ET H.T. Batteries.—Jars, 2 1/4 x 1 1/2 x 1 1/2, 1/3 doz.; zincs, 11 doz.; rucs, 1/3 doz.; dozen coils complete (18 volts), 3/6; post 9d. extra; high efficiency, long life, upkeep practically nil; orders for 3 dozen or over packed in special carton with divisions for each cell, usable as container for complete battery; send 6d. for sample complete unit with instructions; write for free lists of wireless bargains.—W. Taylor, 57, Studley Rd., Stockwell, London. [0039]

**A.B. Dry H.T. Batteries Cost Less Than Many Other Makes;** the fact that they are manufactured by Messrs. Thomson Houston & Co., of Paris, is proof of their high quality; further, every battery carries a full and generous guarantee; usual sizes stocked; 60 volt, 100 volt, and grid bias, etc.; ask your dealer for name; if he cannot supply you write us direct; trade enquiries specially invited.—G. E. Ambatiello and Co., Ltd., Ambatiello House, Farringdon Rd., E.C.1. Telephone: Clerkenwell 7440. [0063]

WHY Buy Accumulators or Dry Batteries?

**L**ONDON'S Leading Hire Service amazingly improves reception, saves time, trouble and money, no big outlay, no deposit, pay carman on each delivery; low tension service from 1/3 weekly, 1/3 fortnightly, and 2/3 monthly; fully charged and regularly delivered within 12 miles of Charing Cross.

**C.A.V.** High Tension Accumulator Hire Service from 5/- per quarter of 13 weeks; explanatory folder post free.—Radio Service, 105, Torrington Av., N.W.5. Phone: North 0623-4-5. [5587]

**A**CCUMULATORS, celluloid, flush tops, 1/4 in. thick positive plates, by well known British maker, regular new stock, not junk or clearance, guaranteed 12 months; 2 volts 40, 7/6; 60 9/-; 80, 10/8; 100 amps., 12/4; postage extra; 7 days' approval; terms for quantities.—Haden, 14, Finch Rd., Lозella, Birmingham. [6269]

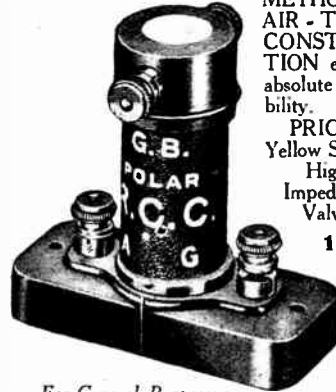
**A**N Illustrated List of Wireless Components, including batteries, for wireless traders. Special line in loud-speakers, to retail at 10/8 each; liberal trade discount; don't delay.—Write to-day to Dept. W.W., Percus Radio, Burton-on-Trent. [6456]

**60** Volts Exide H.T. Accumulator, perfect condition, fully charged; 20/-.—Pinnington, 175, Coteford St., Tooting. [6560]

Polar Components are guaranteed

The New R.C.C. Unit

The NEW "POLAR" Resistance Capacity Coupling Unit for quality of reproduction, compactness, low cost and economy of H.T. An ENTIRELY NEW METHOD of AIR-TIGHT CONSTRUCTION ensures absolute reliability.



METHOD of AIR-TIGHT CONSTRUCTION ensures absolute reliability.

PRICES  
Yellow Seal for High Impedance Valves  
12/6

For General Purposes:  
Green Seal, 6/6; Red Seal, 7/6

The Coil Unit


Twelve coils of uniform size available. Wavelengths 170 to 4,720 metres. Fits valve socket. The smallest and most efficient COIL UNIT on the market.



PRICES  
Carrier and two Coils . . . . . 9/-  
Coils . . . . . 3/- each  
Carriers 3/- each

Full wave-length table of all British and over 70 Foreign stations on application.

New Type Cam Vernier Condenser



A low-loss brass vane Condenser with brass end plates.

Cam-reduction gear protected from external damage.

PRICE  
.0005 .. 15/6  
.0003 .. 15/-

Your dealer will show you these POLAR Guaranteed Components.

Wingrove & Rogers, Ltd.,

Proprietors of the Broadcasting Business of RADIO COMMUNICATION CO., LTD., Arundel Chambers,

188/189, Strand, London, W.C.2. Manchester—Liverpool—Glasgow—Cardiff—Newcastle

Batteries.—Contd.

**H**YDROMETER, British made, suitable for all acid lead accumulators, high quality instrument, soundly constructed, recommended by leading wireless journals; post free 4/6, with booklet, "Accumulators Explained."—Utility Syringe Hydrometer Co., Dept. G, 16, Howard Rd., Ilford, Essex. [0060]

**H.T.** Accumulators, Exide W.J., 20 volt units, perfect condition, 7 at 7/- each.—E. A. Edwards, 15, Achilles Rd., W. Hampstead, London, N.W.6. [6591]

**S**PECIALLY Constructed H.T. Batteries for continuous anode current consumption, non-salammoniac, double value, volume, power; .01 amp., 60v., 11/-; .02 amp., 60v., 17/9; G.B., 9v., 2/6; other voltages stocked, guaranteed; tapped panel, 60v. battery containers, 3/-; post free; stamped envelope for list of radio components, factory sealed; inspection certificate; guaranteed accuracy.—H.A.B., 20, Park Rd., S.E.21. [16636]

CABINETS.

**F**IRM Able to take Contracts for Wireless Cabinet Work; quotations on receipt of particulars or quantities.—196, Lewisham Rd., Lee Green 1206. [5719]

**S**OLID Oak Cabinets, with hinged tops and loose baseboard, American type, well polished; 12x8, 8/6; 14x7, 10/-; 16x8, 12/-; post free.—Phoenix Wood Engraving Co., 28, Market St., Manchester. [6500]

**M**ASSIVE Oak Pedestal Cabinets, Jacobean finish (as illustrated in "The Wireless World" in May 4th issue), new, improved and very substantial model now ready, stands 3ft. high, 2ft. 9in. wide, 15in. deep, for panel up to 26in.x8in.; these cabinets are built to one standard size and will house almost all the best known and latest sets and circuits, including Everyman Four and Five, B.B.C. 3 and 4-valve sets; simple adjustable fittings permit any length of panel up to 26in. to be fitted; £5 carriage paid, or free delivery by our own van London and suburbs; may be inspected on van before acceptance; illustrated folder gives all details; write to-day.—G. E. Ambatiello and Co., Ltd., Ambatiello House, Farringdon Rd., E.C.1. Phone: Clerkenwell 7440. Grams: Ambatiello, London. [0066]

**P**ORTABLE Wireless Case, oak, 16in.x16in., as new, including frame aerial; cost 52/6, accept 35/- or nearest offer.—Box 4444, c/o *The Wireless World*. [6564]

**C**ABINETS are Made Cheapest and Quickest on Imperial Universal Woodworkers, foot-power machines for amateurs; electrical machines for the trade; easy terms; write for catalogue 2001, and say whether electric power is available.—Hollis Woodworking Co., 6, Kingsland Rd., Shoreditch, E.2. [6568]

**A**RTCRAFT Radio Cabinets are Britain's Best Value; satisfaction guaranteed.

**A**RTCRAFT Cabinets made in oak and mahogany; from 8/- to £6.

**A**RTCRAFT Cabinets can be made to customer's special designs and sizes; estimates free.

**A**RTCRAFT Illustrated Catalogue Post Free; write now.

**A**RTCRAFT Co., 156, Cherry Orchard Rd., Croydon Phone: 1981 Croydon. [0040]

**P**ANELLED Oak and Mahogany American Type Cabinets, with baseboard and hinged lid, first class finish, depth 9in., 12x8in. 8/6, 16x8in. 11/6, 24x8in. 15/6; cash with order, post free.—A. Smith and Co., 114, Plough Rd., Battersea, London, S.W.11. [6615]

**R**EAL Craft—Jacobean oak cabinets, highly polished, Melody Maker, 25/-; Nelson or Everyman, 30/-; 12x7x7 American type, 12/6; with baseboards, carriage paid; see advert. under Components; get my Bargain Budget, 2d. post.—Garner's Mail Order Dept. W., Burton-on-Trent. [0092]

COILS, TRANSFORMERS, ETC.

**A**ERIAL Grid Coils and H.F. Transformers for Everyman Four, with chart showing over 40 stations (on L.S.), price 15/- each; H.F. transformers for the All-Wave Four, high and low wavelengths, set of two and base, 35/-; all coils of highest quality materials and finish.—H. Goodwin, Woodcock Hill, Elstree [0051]

**T**RANSFORMERS.—20 to 1, the correct ratio for use with all standard types of gramophone pick-ups; increase the high frequencies, improve quality, and greatly increase total amplification; price 30/- post free. Baily, Grundy and Barrett, Ltd., 2, St. Mary's Passage, Cambridge [6216]

**B.** and J.—2 H.F. Everyman Coils, wound on Paxolin, complete set with bases, £3; B.B.C. coils, only 35/-; 5X coils only, 22/-; 3 bases, 3/-.

**B.** and J.—Everyman coils, screened grid or ordinary; 30/- per pair.

**B.** and J.—Our comprehensive guarantee is on every box.

**B.** and J. WIRELESS Co., 2-3, Athelstane Mews, N.4 Phone: Mountview 1695. [0043]

**E**VERYMAN Four Coils, 11/- each; 2H.F. Everyman, 65/-, set of 6 coils; all complete with ebonite bases; post free; specified materials only.—B. Rushton, 50, Humber Rd., Wolverhampton. [641C]



**Coils, Transformers, Etc.—Contd.**

**REPAIRS.**—All L.F. transformers repaired and maximum efficiency attained; 4/-, post free; a 3 months' guarantee accompanies every repair; don't discard if burnt out; terms to trade. Transform. 214, High St., Colliers Wood, S.W.19. (New address.) [6085]

**COSSOR Melody Maker Coils**, wound to specification and then improved; for those who wish to solder connections, soldering tags are provided, or alternatively a screw connection; ebonite feet for mounting, 7/6 each; cash with order or c.o.d.; postage 6d.; trade supplied.—New Era Wireless and Electrical Co., Hobmoor Rd., Small Heath, Birmingham. [6445]

An Illustrated List of Wireless Components, including coils, transformers, for wireless traders. Special line in loud-speakers to retail at 10/6 each; liberal trade discount; don't delay.—Write to-day to Dept. W.W. Perseus Radio, Burton-on-Trent. [6458]

**A STRONGER Everyman Coil!**  
**PROTECTED Windings**, cannot be damaged by handling!

**EVERYMAN Four Coils**, with base; 27/- pair.

**EVERYMAN Four 2H.F.**, with base; £3, complete set.

**EVERYMAN Three Coils**, with base; 26/- pair.

**ALL-WAVE Four Coils**, with base; 29/- pair.

**COSSOR Melody Maker Coil**, 7/-.

**PRICES All Other Coils on Application**; all coils guaranteed to specification.—G. Mannering, 1, The Grove, Golders Green, N.W.11. [6546]

**HIGH Grade Coils**, strictly to specification; Everyman Four, complete set 28/-; 2H.F. Everyman, complete set, BBC, 35/-; 5XX, 22/6; set 3 bases, 3/6; copper screening box, 27/6; Cossor Melody Maker, 7/-; also coils for any set published in the "Wireless World"; send us your enquiries; standard components at makers' prices.—G. S. Langrick, 76, Victoria Grove, East End Park, Leeds. [6390]

**MOVING Coils**, 7/6, field coil windings.—Vaughton, 88, Vyse St., Birmingham. [6439]

**MELODY Maker (Cossor) Coils**; 8/6.—Vaughton, 88, Vyse St., Birmingham. [6440]

**SIMMONDS BROS.** Shireland Rd., Smethwick.

**EVERYMAN Four Regular Type coils**; 33/- pair, with bases.

**EVERYMAN Four Long Wave Coils**; 33/- pair, with bases.

**EVERYMAN Four Screened Valve Type Coils**; 33/- pair, with bases.

**EVERYMAN Four 2H.F. Type Short Wave Coils**, 41/6 set; long wave, 33/6 set; bases, 1/9 each.

**ALL-WAVE Four Coils**; 42/6 pair, with bases.

**EVERYMAN Three Coils**; 35/- pair, with bases.

**REGIONAL Short Wave Coils**, 34/6 pair; long wave, 48/6 pair; bases, 6/ the two.

**COSSOR Melody Maker Coil**; 8/6.

**ALL Above exactly to Specification or otherwise approved by "The Wireless World."** Screens, boxes, cabinets, all components or complete sets; trade supplied home and abroad; new and revised list now ready, post free, from

**SIMMONDS BROS.** Shireland Rd., Smethwick. [6319]

**LEWCOS**, 2 screened bases; S.P. transformers; Colver S.S. transformer; 5/- each.—Chotzner, Hermitage, Silver St., Cambridge. [6603]

**EVERYMAN Four Coils**, Paxolin formers, Ormiston wire, grooved spacers; pair 18/6.—Butler, 17, Elgar Av., Totworth, Surrey. [6602]

**COILS Wound for any special circuit exactly to specification:** Everyman Four, 30/-; Everyman Three, 32/-; All-wave Four, 35/1/-; 2H.F. receiver, short wave 36/6, long wave 24/-; tubes, 3in. x 3 1/2in., 1/3; spacers, grooved with screws, set of 8, 1/-; long, 2/-; Cossor Melody Maker, 7/- each; ebonite panel, 21in. x 7in., drilled, 5/6; terminal strip, drilled, 2/3; discount to trade; Litz wire, 27-42, 1d. per ft.—Norton Bannerman and Co., Hawksley Av., Sheffield. [6604]


**EVERYMAN Four Aerial Coil**, 12/6; transformer, 14/-, the set 25/-; 2H.F. Everyman set of 3 coils, 34/-; 5XX set of 3, 23/-; bases, 3 9 set; coils for all "Wireless World" circuits in stock; Cossor Melody Maker coil, 6/9, guaranteed true to specification; genuine Paxolin and Lewcos Litz used; laboratory test given to every coil before leaving our works.—Hacker and Sons, 25, High St., Maidenhead. [6625]

**WIRELESS World Super Seven**, intermediate amplifier in copper box, complete, £3/15; H.F. amplifier, copper box, 12/6; H.F. choke, 5/6; Everyman 2H.F. coils, 12/6, with case.—Morley, 18, Grange-mill Rd., Catford. [6646]

*"its simplicity and effectiveness delighted me!"*

**PANEL PLATE TUNER UNIT**

**35/-**



Proc. Pat. Regd. Design.

The above extract is typical of the large number of an elicited testimonials we receive daily from amateurs. This Unit is already more than half a set and requires no ebonite panel. A Receiver can be constructed with the greatest ease, and diagrams for building 2 or 3-valves are supplied. Good results are assured and the appearance of the completed set will rival the product of the best factories.

*Build a set you will be proud of; ask your dealer to show you this unique combination of high-grade components to-day.*

**LAMPLUGH**  
**BRITAIN'S**  
**BEST RADIO**  
(LAMP-LOO)

S. A. LAMPLUGH LTD., King's Rd., Tyseley, BIRMINGHAM.

Representative for London and Southern Counties:—O. C. Shore & Co., 28, Newman Street, Oxford Street, W.1.

SEND FOR LISTS.

**Throughout - Radio for the Million**



**JUNIT Self-soldering wire**

"The best possible materials for the best possible receivers" is the motto of the experts who design the sets published in the famous P.M. publication, "Radio for the Million." Therefore, the fact that they have specified Junit Self-Soldering Wire for ALL the circuits in the Autumn Double Number proves beyond doubt that they con- sider Junit the really ideal wire for internal connections.

Exhaustive tests proved that Junit combined an unsurpassed efficiency with an absolutely unique simplicity. Junit Self-Soldering Wire is a copper wire of high conductivity, which is grooved on either side, and in these grooves is contained a supply of solder which is more than sufficient to make the most involved connection. All you have to do in order to make a perfect connection is to touch the wire with a hot iron and the job is done. Junit is the constructor's friend.

Junit Self-Soldering Wire is manufactured in two gauges—17 S.W.G. and 18 S.W.G.

The 17 S.W.G. Wire is sold in attractive packets, each containing five two-foot straight lengths.

Price 1/- per packet.  
The 18 S.W.G. is sold in nine-foot coils, each costing 6d.  
If you cannot obtain it at your dealer's write direct to us.  
In any case, send us a card and learn particulars of the Junit "Peerpoint" Soldering iron—the iron which is always clean.  
**THE JUNIT MANUFACTURING CO., LTD.**  
Napier House, 24-27 High Holborn, W.C.1

**GRAMOPHONE PICK-UPS.**

**GRAMOPHONE Pick-ups.**—Transformers, ratio 20 to 1 for use with all standard types of gramophone pick-ups; improve quality and greatly increase total amplification, price 30/-, post free.—Baily, Grundy and Barrett, Ltd., 2, St. Mary's Passage, Cambridge. [6217]

**PICK-UP Patent 6584**, adjustable damping, perfect reproduction, even amplification, weight only 2 1/2oz., 65/-; microphone transformer, 70 to 1, recommended, 25/-.—Pearson Bros., Long Row, Nottingham. [6384]

**PICK-UP**, latest, used by 2LO for perfect gramophone reproduction; £4/4.—Demonstrations daily by W. J. Turberville-Crewe, M.Inst.R.E., 111, Prince's Park Av., N.W.11. Speedwell 3792. [6469]

**IGRANIO Phonovox Gramophone Pick-up**, new, perfect reproduction; 30/-.—J. Cason, 118, Western Rd., E.13. [6561]

**LOUD-SPEAKERS.**

**MIRROVOX Loud-speaker**, oval plated polished aluminium diaphragm, mahogany mounted, looks like a mirror, perfectly wonderful reproduction, equal to any speaker double the price; try one on 7 days' approval; satisfaction or money refunded; £2/10, post free.—A. Brixey, Coldharbour Lane, Hayes, Middlesex. [5579]

**GOODMANS Can Give Prompt Delivery of Moving Coil Units**; the lowest prices consistent with highest possible grade workmanship; list MC3 on request.—Goodmans, 27, Farringdon St., E.C.4. [6089]

**BAKER'S Selhurst Radio** for the best Coil Driven Loud-speaker parts at present available; all parts can be inspected at the works at any time.—42, Cherry Orchard Rd., East Croydon Tel.: Thornton Heath 1488. [6341]

**REED Movements.**—Double acting reed movements specially designed to operate cone and other large diaphragms, extremely sensitive on small input, yet capable of enormous volume with sufficient input; will work up to a 3ft. cone with ease; no rattle or distortion; 27/6 each; fair allowance on Brown A earpieces, or Lissenolus and other units in part exchange; send stamp for illustrated lists of these and seamless cones.—Goodmans, 27, Farringdon St., E.C.4. [6066]

If You are in London Call and See Goodman's Coil Drive and Reed Units before purchasing elsewhere.—Goodmans, 27, Farringdon St., E.C.4. [6090]

**COIL Drive Units** from Stock; the usual high standard of workmanship associated with the name of Goodmans, 27, Farringdon St., E.C.4. [6091]

**THE New Goodman Junior Reed Movement**; 14/6; the finest unit, at anywhere near the price, for driving cone and other large disc type speakers; this unit should not be confused with converted earpieces or gramophone attachments; second only in efficiency and performance to our double acting reed movement; full description in our illustrated lists, free on request.—Goodmans, 27, Farringdon St., E.C.4. [6092]

**BAKER'S SELHURST RADIO** for the Best Moving Coil Speaker Parts Available; write for particulars of the new models; the biggest advance yet made in moving coil loud-speaker design.—Call at our Works, 42, Cherry Orchard Rd., E. Croydon. [6528]

**KONEDOPE** Makes Home Constructed Diaphragms Air-tight Damp-proof; time sufficient for 2 large cones, 1/8 post free.—Everyman's Radio Service, Brent St., N.W. 4. [5851]

**WOOD Horns.**—Illustrated list of new models ready; there's one for every speaker base and gramophone attachment.—Maddison, Manufacturer of the Allwoodorn, 2a Ronalds Rd., N.5. [5845]

**DIAPHRAGM Dressing**, which has stood the test of over 2 years and given universal satisfaction. See you get Dilac. It is not the usual amyl acetate 7 celluloid medium; 1/3 and 1/9 per jar, post free; bronze, gold, or silver stocked.—Goodmans, 27, Farringdon St., E.C.4. [6067]

**REPAIRS.**—All loud-speaker repaired and maximum efficiency attained; 4/-, post free; a 3 months' guarantee accompanies every repair; don't discard if burnt out; terms to trade.—Transform 214, High St., Colliers Wood, S.W.19. (New address.) [6084]

**BAKER'S SELHURST RADIO** for the Best Moving Coil Speaker Parts Available; write for particulars of the new models; the biggest advance yet made in moving coil loud-speaker design.—Call at our Works, 42, Cherry Orchard Rd., E. Croydon. [6527]

**COIL Drive Loud-speaker Parts to Suit Your Requirements.** Lists free, manufactured under the personal supervision of W. J. Turberville-Crewe, M.Inst.R.E., 111, Prince's Park Av., N.W.11. Speedwell 3792. [6468]

**BURNDIPT Ethovox 5-guinea model**, mahogany horn, complete and perfect condition; best offer over £2/10.—H. 10, Museum Mansion, Great Russell St., London, W.C.1. [6443]

**BAKER'S SELHURST RADIO** for the Best Moving Coil Speaker Parts Available; write for particulars of the new models; the biggest advance yet made in moving coil loud-speaker design.—Call at our Works, 42, Cherry Orchard Rd., E. Croydon. [6528]

Mention of "The Wireless World," when writing to advertisers, will ensure prompt attention.



**Loud-speakers.—Contd.**

**M**OVING Coil, as specified by Mr. Haynes, mounted on diaphragm flexible leads, with surround of rubber, ready to fix to plywood ring; 22/6; delivered from stock; other sizes and winding to specification, also other parts.—Andrews, below.

**C**OMPLETE Set of Parts, less woodwork, ready to assemble, as specified by Mr. Haynes in September 28th issue; £5/12/6, plus carriage.—Andrews, below.

**T**O all those interested in moving coil loud-speakers in the Midlands, it would be of interest to them to hear my speaker on 3 valves, giving sufficient volume for the largest households. If too far away ring up Erdington 203 any time during broadcast hours for demonstration.—Andrews, Hunton House, Hunton Hill, Erdington, Birmingham. 10096

**S**TAR ENGINEERING, Didsbury, Manchester, manufacturers of wireless components, were the first firm to manufacture moving coil loud-speaker parts for the home constructor; order Webson parts and obtain the benefit of our long experience.—Star Engineering, Didsbury.

**W**EBSON Loud-speaker Parts are used by editors and writers to the principal wireless journals.

**R**EAD this Letter, dated 14/11/27, from one of the principal writers to the "Wireless World": "Dear sirs, I was staying last week at Castle, with Mr. —, who, you will recollect, I brought to buy your loud-speaker parts; well, the speaker performed magnificently, and Mr. — was highly delighted and not to say very surprised; the reproduction in the lofty rooms of the Castle was beyond description."

**R**EAD the above letter, and get similar results by building your loud-speaker with Webson parts, manufactured only by Star Engineering, Didsbury, Manchester.

**Y**OUR Name and Address, in block letters, will ensure you free lists per return post.—Star Engineering, Didsbury, Manchester. Phone: Didsbury 1788. [6525]

**A**N Illustrated List of Wireless Components, including loud-speakers, for wireless traders. Special line in loud-speakers, to retail at 10/6 each; liberal trade discount; don't delay.—Write to-day to Dept. W.W., Perseus Radio, Burton-on-Trent. [6457]

**B**AKER'S SELHURST RADIO for the Best Moving Coil Speaker Parts Available; write for particulars of the new models; the biggest advance yet made in moving coil loud-speaker design.—Call at our Works, 42, Cherry Orchard Rd., E. Croydon. [6529]

**C**OIL Drive Speaker Parts.—Pot magnets machined inside and out, fitted with soft iron centre pole piece, 1 1/2 in diameter, tapped for centring device; this may be removed and used as former for winding coils; price 32/6.

**A**DJUSTABLE Duralumin Frame, with unique sliding adjustment, making assembly with various size diaphragms very easy, machined all over and highly polished, price 22/6; magnet and frame together, price 52/6.

**I**MMEDIATE Delivery from Stock, the best finished set of castings obtainable at any price.

**S**PECIAL Paper for Coil Drive Cones; 2/6 sheet; sufficient for 3 cones; direct from manufacturers.

**L**INCOLNSHIRE MOTOR CO., Ltd., Wireless Engineers, Wellowgate, Grimsby. [6554]

**A**MPLION A.R.111 Loud-speaker for Sale, good condition; 25/- or offer.—Glover, "Barum," Haslemere, Surrey. [6547]

**T**RUMPET, 54in., suit loud-speaker, exchange for gramophone or phonograph records.—O., 2, Oriol Rd., Homerton, E.9. [6544]

**O**TAGONAL Cone Loud-Speaker, in oak cabinet; 19/11; perfect reproduction; trade supplied.—Write BM/LFMS, W.O.I. [6550]

**W**ONDERFUL New Type Loud-speakers, Minilux, very beautiful and powerful, in mother of pearl or tortoiseshell finish; price 50/-; satisfaction guaranteed or money back.—Attax, Ltd., 106, High St., Southampton. [6567]

**V**AUGHTON, Wireless Instrument Maker, 88, Vyse St., Birmingham. Tel.: Mivyse, Birmingham.

**V**AUGHTON.—Coil drive loud-speaker parts; *Wireless World*, September 28th; made and guaranteed.

**V**AUGHTON.—Accurately machined magnet pot casting, 22/6; frame, 17/6; moving coil, 7/6.

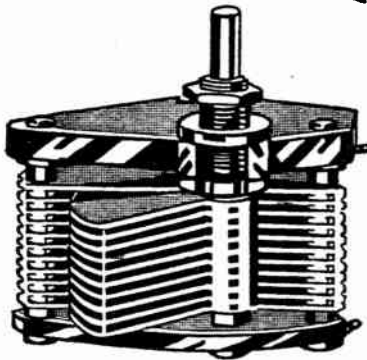
**V**AUGHTON.—Brass bobbins, exact to specification, 5/6; plywood rings, 2/-; ebonised ditto, 2/6.

**V**AUGHTON.—Wire (D.C.C.) for above: 14 S.W.G., 2/-; 16 S.W.G., 2/2; 18 S.W.G., 2/6; 20 S.W.G., 2/10; 22 S.W.G., 3/4; 24 S.W.G., 4/-; 26 S.W.G., 4/10; 28 S.W.G., 5/6; 30 S.W.G., 7/3; 34 S.S.C., 10/2; 38 S.S.C., 17/5 per lb.

**V**AUGHTON.—Winding of field coils for coil drive speakers; quotations on application.

**V**AUGHTON.—Diaphragms, insulating varnish, tape, silk, or any material required for speakers. [6437]

# THE PEERLESS RESICON CONDENSER



**T**HE plates of the PEERLESS RESICON CONDENSER are shaped to give uniform tuning over the whole scale in both aerial and anode circuits, and the minimum capacity is so low that you can tune over a greater range with a given inductance than with many condensers having double the stated capacity. It is a precision instrument designed for efficiency both mechanically and electrically—the electrical loss being exceedingly low. Specially constructed so that no side strain is set up—the alignment of the frames is perfect. The moving plates revolve with perfect freedom and without backlash. FOR SUPER HETERODYNE RECEIVERS THE RESICON IS IDEAL. IT CAN BE OPERATED SO EXACTLY THAT A VERNIER IS ALMOST UNNECESSARY. One 7/16 inch hole only, needed for fitting to panel.

Prices (without dial) 00025 } 12/6  
 0003 }  
 0005 }

Plain Dials - - - 1/6 each

The Bedford Electrical and Radio Co., Limited, 22, Campbell Road, Bedford.

LONDON: 21, Bartlett's Buildings, Holborn Circus, E.C.4.  
 GLASGOW: 113, St. Vincent Street, E.C.2.

**Loud-speakers.—Contd.**

**B**AKER'S SELHURST RADIO for the Best Moving Coil Speaker Parts Available; write for particulars of the new models; the biggest advance yet made in moving coil loud-speaker design.—Call at our Works, 42, Cherry Orchard Rd., E. Croydon. [6530]

**A**.J.S. Cone Speakers; 35/-; post free.—Deakin, A.J.S. Agent, 6, Colonnade Passage, New St., Birmingham. [6581]

**A**.J.S. Cone Speakers; 70/-; post free.—Deakin, A.J.S. Agent, 6, Colonnade Passage, New St., Birmingham. [6582]

**O**NE Brown Q Loud-speaker, in perfect condition; what offers?—Forwood, Llimpsfield, Surrey. [6556]

**B**AKER'S SELHURST RADIO for Coil Drive Loud-speaker Parts, as described in "Wireless World," April 13, August 10, and September 28; we manufacture everything at our works, from the pot castings to the finished article; we are thus able to sell a superior article at a reasonable price; all parts are available for inspection; call at our works and judge for yourself the superiority of our parts over all others available.—42, Cherry Orchard Rd., East Croydon Station (20 minutes main line from Victoria Station).

**B**AKER'S SELHURST RADIO for Coil Drive Loud-speaker Parts, described by F. H. Haynes in "Wireless World," September 28.

**B**AKER'S SELHURST RADIO for Coil Drive Speaker Parts.—Quick delivery of magnet units with field windings for use with accumulators or D.C. mains, as required.

**B**AKER'S SELHURST RADIO for 2in. Moving Coils, lightest made.

**F**RAMES and Cradles specially constructed to enable unit to be assembled in a few minutes without tools, from Baker's Selhurst Radio; quick delivery.

**I**MPORTANT.—All coil drive speaker parts supplied by us are constructed by highly skilled engineers of the best possible materials, as we do not depart from specifications given in "The Wireless World" you are assured of good results; we manufacture everything, from the pot castings to the finished article.

**W**E have received testimonials from all over the country and also from Belgium, Holland and Italy, expressing complete satisfaction with the parts and surprise at the wonderful results obtained.

**W**E shall be glad to show you all our coil drive speaker parts at our works at Croydon at any time.—Baker's Selhurst Radio, 89, Selhurst Rd., South Norwood, S.E.25. Works: 42, Cherry Orchard Rd., East Croydon. Phone: Thornton Heath 1488. [6172]

**V**ORTEXION Pot Magnets, moving coils, and mounting castings.—Kirby (Wimbledon), Ltd., 72, Merton Rd., S.W.19. Tel.: Wimbledon 2814.

**D**ELIVERIES from Stock.

**C**OIL Drive Speaker Parts; pot magnets wound to any voltage; saturation of pots at minimum consumption. Moving coils; the lightest and most robust, wound to any resistance.

**A**LUMINIUM Castings, by which the whole can be mounted and centred in a few minutes; no spider support required.

**V**ORTEXION Pot Magnets are cast from the finest Soft Grey Iron, and are designed to concentrate the flux through the moving coil, giving the highest efficiency of output for input.

**V**ORTEXION Parts are made and guaranteed by Kirby (Wimbledon), Ltd., 72, Merton Rd., S.W.19. Tel.: Wimbledon 2814.

**A**6 We Make all these parts Throughout, from the raw material to the finished article, we are able to offer the scientifically correct pot magnet.

**T**HE effect is that this Speaker can be worked from a two-valve set and ample volume is obtained for an ordinary room.

**P**OT Magnets Supplied, wound or unwound.

**V**ORTEXION Pot Magnets, moving coils, and mounting castings.—Kirby (Wimbledon), Ltd., 72, Merton Rd., S.W.19. Tel.: Wimbledon 2814. [6387]

**B**AKER'S SELHURST RADIO for the Best Moving Coil Speaker Parts Available; write for particulars of the new models; the biggest advance yet made in moving coil loud-speaker design.—Call at our Works, 42, Cherry Orchard Rd., E. Croydon. [6531]

**H**ORN Loud-speaker, full size, height 24in., flare 12in., mahogany finish, new; approval against cash; 35/-, c.o.d.—Freeman, 47, Tenbury Rd., King's Heath, Birmingham. [6514]

**D**ACOL Repairs.—Any make of loud speaker improved, old or new. See advert. under Repairs.

**B**AKER'S SELHURST RADIO Moving Coil Loud-speaker Parts are more efficient than any others; an inspection of all parts at the works.—42, Cherry Orchard Rd., East Croydon, will immediately convince; write for particulars.—Baker's, Selhurst Radio, 89, Selhurst Rd., South Norwood, S.E.25. Works: East Croydon. Tel.: Thornton Heath 1488. [6342]

**Loud-speakers.—Contd.**

**LISSENOLA Users**—A limited number of complete L Dacol cones, ready to have Lissenolas fitted, 17in. diam., finished in Jacobean style to stand on table or hang on picture rail; 17/6 each, post and packing, 3/- Below.

**17in. Cone Diaphragms**, already cut out with self-adhesive edge, ready for use, no dressing or finishing required, with two centre cones, adjustable centre screw and rod to fit Lissenola, Brown A, etc., Jacobean finish; 4/6 complete, post 6d.—Below.

**COMPLETE Centres** (2 cones, screw and rod), 1/6 post free; demonstrations all day at Davies, Coleman and Co., Ltd., first floor, 68, Farringdon St., E.C.4.—Post orders to Davies, Coleman and Co. Ltd., Glentham Rd., Barnes, S.W.13. Phone: Riverside 4019. [6621]

**EPOCH ELECTRICAL SOCIETY**—Largest selection of speakers in stock; from 7/11 upwards.

**EPOCH ELECTRICAL SOCIETY**—Take two or three speakers home to try out. Retain one most suitable.

**EPOCH ELECTRICAL SOCIETY**—Speakers by deferred payments; all good makes to £45.—53, Gracechurch St., E.C.3. [6629]

**THE Wonderful True Voice Loud-speaker**, a handsome moulded oak cabinet cone loud-speaker; its name precisely describes its quality of reproduction, and it is equal to many speakers at double the price; the 15in. free edged cone diaphragm reproduces the bass notes in their correct value, thus the reproduction is perfectly natural; its cost is only 37/6, cash with order, post free; order now, as there will be a big demand for these wonderful speakers.—A Smith and Co., 114, Plough Rd., Battersea, London, S.W.11. [6616]

**BAKER'S SELHURST RADIO** for Moving Coil Loud-speaker Parts; write for particulars of the new models now available; the biggest advance yet made in moving coil loud-speaker design; more efficient and of better finish to any others available at the present time; an inspection at our Works at Croydon will immediately convince. [6532]

**CELESTION Cabinet**, £5/10 model, mahogany, practically new, bargain. £4; demonstration willingly given.—L. S., "Lyncroft," Bunn's Lane, Mill Hill, N.W.7. [6634]

**MAGNAVOX Junior**, perfect condition; £2/10, or near offer.—Benn, Park Av., Burnley. [6618]

**AMPLION Junior De Luxe**, oak horn, beautiful tone; 35/-, or offer.—"The Beeches," Woodbury, Devon. [6619]

**LISTENER** has for quick sale a first class moving coil loud-speaker, in a beautiful mahogany pedestal cabinet, giving perfect reproduction; £17/10, plus carriage; a real bargain; heard by appointment.—E. J. D., 52, Thurlow Sq. S.W.7. [6617]

**BAKER'S SELHURST RADIO**, 42, Cherry Orchard Rd., E. Croydon Station (20 minutes non-stop from Victoria Station).—Inspect the new models now available; all parts for moving coil loud-speakers easily assembled without tools; prompt deliveries can now be given.—Baker's Selhurst Radio, 89, Selhurst Rd., South Norwood, S.E.25. Works, Croydon. [6533]

**VALVES.**

**SCREENED Grid Valves**

**THE A.P. 412 S.G.** for non-neutralised H.F. amplification super R.O. amplification, and anode bend rectification; this is the only S.G. valve with a triple purpose; amplification factor 110 standard 4-pin base; write to-day for full data of all the A.P. 4 electrode valves. See Aneloy advertisement, page 28.—Aneloy Products, 36, Hindmans Rd., E. Dulwich, London, S.E.22. [5589]

**J/—**British valves: 2-volt 06 H.F. and L.F., 2-volt 1 H.F. and L.F., 2-volt 25 P.V., 4-volt 06 H.F. and L.F., 4-volt 1 H.F. and L.F., 4-volt 12 P.V., 6-volt 1 H.F. and L.F., 6-volt 25 P.V.; all one price, 5/- each, and all guaranteed; trade supplied; write your name and address clearly.—H. Howarth, British Valve Depot, 288, Deansgate, Manchester. [6441]

**A.P. 4-electrode Valves**, 412 L.F., 8/6; 424 P., 12/6, both used 4 months but as new; 412 L.F., 10/-; 412 P., 14/-; 424 P., 14/-, each unused; reason for disposal; makers refuse to replace faulty valve; Igranic dual condenser, .0005, new, 32/6, list 50/-.—French, 10, Sebright Av., Worcester. [6600]

**CHARGERS AND ELIMINATORS.**

**ACCUMULATOR Chargers (A.C.)**, 45/- complete, post free; also components for same and for A.C. battery eliminators; fully guaranteed.—Stafford O'Brien and Partners Ltd., 66, Victoria St., S.W.1. [0052]

**TANNOY H.T. Unit**, for A.C. mains; 35/-.—Faiers, 1, Oakfield Rd., East Putney, S.W. [6588]

**H.T. Battery Eliminators**, transformers for U4 or other rectifying valves, from 12/6; choke coils from 12/-.—Send Requirements to Electro Supplies Co., 14, Springfield Rd., Kingston-on-Thames. [6548]

**STERLING SQUARE LAW CONDENSERS**

at about

**50% OFF LIST PRICES.**

- 00025 ordinary type .. Price 4/3 each.
- 001 with VERNIER .. " 5/- "
- 00025 with VERNIER .. " 4/6 "
- 001 GEARED 'SLOW MOTION' CONDENSERS .. " 6/- "
- 00025 GEARED 'SLOW MOTION' CONDENSERS .. " 5/- "

also

**WESTERN ELECTRIC LOW LOSS CONDENSERS.**

Type 7. •0005 for panel mounting.  
Type 8. •0005 fitted with long shaft for back of baseboard mounting.

**EITHER TYPE PRICE 4/9 EACH.**

(Please state type required)

The above prices include postage.

Every one of these condensers is **GUARANTEED BRAND NEW** and **IN PERFECT ORDER**, as received from the makers, and is supplied complete with knob and dial.

7 days approval against cash.

Terms: CASH WITH ORDER.

**LIGHTFOOT BROTHERS,**  
5, SAINT GEORGES ROAD, (ELEPHANT & CASTLE), LONDON, S.E.1.

Phone: "Reliance 1777."

Have YOU tried **PERTINAX**?

Panels for the—  
Super Seven, 14/-  
Everyman Four 8/8  
Cossor Melody Maker, 6/3  
If not satisfied money returned on receipt of Panel undamaged. Send P.O. Geo. L. Spot & Co., Ltd., 6a, Fleet St., E.C.4.

**Beyond—**

"We have found your paper to be an excellent advertising medium, with results *beyond expectations.*"

The Leeds Wireless Repair Service,  
5, Boston Place, Green Road,  
LEEDS.

**Expectations!**

w.w. 67

Mention of "The Wireless World," when writing to advertisers, will ensure prompt attention.



**Brownie 2-valver!** Remember the name. Amazing loud-speaker clarity within 30-35 miles main B.B.C. Stations or 120 miles Darenty. Brownie's greatest achievement. See and hear it at your local radio retailer's.

**The BROWNIE WIRELESS 2-VALVER**

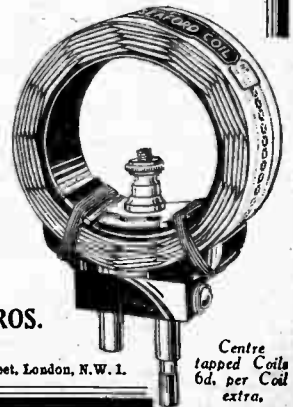
Complete with two coils, but without valves. Marconi Royalty extra. **BROWNIE WIRELESS CO. (G.B.), LTD.**  
Nelson Street Works, London, N.W.1

**Something NEW in COILS!**

Thoroughly efficient in every detail with a specially designed low loss mount eliminating the use of metal side plates as well as a new type of winding. Positively no equal at the price anywhere. For the right radio reception use

**SEAFORD NEW MODEL COILS**

Coil 25	1/3
.. 30	1/6
.. 35	1/6
.. 40	1/6
.. 50	1/6
.. 60	1/6
.. 75	1/6
.. 100	1/8
.. 150	2/3
.. 5XX	2/6
.. 200	2/9
.. 250	3/3
.. 300	3/9



**ROOKE BROS. LTD.**

65, Cardington Street, London, N.W.1.

Centre tapped Coils 6d. per Coil extra.

**Chargers & Eliminators.—Contd.**

**H.T. Units or Battery;** eliminators for L.T. only or for L.T. and H.T. combined, are supplied by Atax, Ltd., 106, High St., Southampton. Satisfaction guaranteed; prices from £4/4. [6566]

**STOP Carrying Those Accumulators.—A.C. chargers,** complete, from 42/6; also components for same and A.C. high tension eliminators; all post free and fully guaranteed; lists and wiring diagrams free on request.—W. A. Lund, Radio House, Aigburth, Liverpool. [6598]

**A RPO De Luxe D.C. High Tension Eliminators,** 6 tappings for 1 to 6-valve receivers, mahogany cases; 60/-; guaranteed 6 months.

**A RPO Binocular Smoothing Chokes,** laminated core, most efficient; 15/-.

**A RPO Resistance,** tapped 10 points, 10,000 ohms. for 230 volts mains; 6/-.—Arnold Pochin and Bros., Trafford Park, Manchester. [6597]

**GRAND'S D.C. H.T. Units** stand the test of time; extracts from unsolicited testimonials; 2LO received at large volume without trace of hum.—A. and Son, Brighton. Best yet, eleven satisfied customers last season.—Dealer Ilford. Dozens more from all over the country, originals in office. 3 models, 60-v., 19/8; 60v. and 100v., 23/6; 60v., 90v. and 120v., 27/6; c.o.d., post free; guaranteed 12 months; 7 days' trial, cash refunded if dissatisfied.—Patenteo, S. E. Grand, 88, Fenchurch St., E.C. [6633]

**THE Perfecta Power Unit, D.C.,** 200-250 volts, 10 tappings, 30 to 180 volts, suitable 1 to 5 valves, mahogany or oak cabinet, a perfect power unit at a reasonable price; £2/10; satisfaction or money refunded; 12 months' guarantee.—Hacker and Sons, 25, High St., Maidenhead. [6624]

**EPOCH ELECTRICAL SOCIETY.—Why bother** with batteries? Consult our experts free about an eliminator.

**EPOCH ELECTRICAL SOCIETY.—Largest variety** of eliminators and chargers.—53, Gracechurch St., E.C.3. [6631]

**WIRE.**

**WIRE** of any size or kind from Vaughton, 88, Vyse St., Birmingham. [6438]

**LEWCOS Litz Wire,** 27-42s, any length at 1d. per ft., 100 ft. 8/-; 9-38s, 4/- per 50 yds., post free, from E. H. Stoner, 42, Wellesley Rd., Wanstead, E.11. [6563]

**COMPONENTS ETC., FOR SALE.**

**BELLING-LEE Panel Fittings** are designed to give an expert finish to any home-constructed set; catalogue post free.—Belling and Lee, Ltd., Queensway Works, Ponders End, Middlesex. [0018]

**REED Movements—Double acting reed movements** specially designed to operate cone and other large diaphragms, extremely sensitive on small input, yet capable of enormous volume with sufficient input; will work up to a 3ft. cone with ease, no rattle or distortion; 27/6 each; fair allowance on Brown A earpieces, or Lissenols and other units in part exchange; send stamp for illustrated list of these and seamless cones.—Goodmans, 27, Farringdon St., E.C.4. [0049]

**A.J.S. Headphones,** light, strong, adjustable. Headsets, perfectly clear and comfortable, full makers' guarantee, list price 15/-; on 7 days' approval; satisfaction or money refunded; 10/6, post free.—A. Brixey Coldharbour Lane Hayes, Middlesex. [6578]

**TANTALUM.—Tantalum metal sheet** for A.C. rectifiers, tungsten, molybdenum, selenium, woods, metal, crystals.—Blackwell's Metallurgical Works, Liverpool. [5745]

**AERMONIC Valve Holders** are the finest valve in British made components; model H antimicrophonic, 1/6 each.

**GRID Leak Holders** for Vertical or Horizontal Mounting, Bakelite mouldings with adjustable springs, fitted terminals, Aeronomic No. 1; 1/-.

**ANGLE Bending Pliers,** Aeronomic; one nip of the jaws bends wire to a right angle, indispensable for workmanlike wiring; price 2/- each.

**GRID Leak Clip** for Mounting Direct on the Wires, Aeronomic No. 2; 4d.; if your dealer does not stock, write for free list to the manufacturers.—James Christie and Sons Ltd., West St., Sheffield. [0078]

**RESISTANCE Capacity Coupling Units.—First** stage, Anode R. .5 meg., second stage, anode R. 2 meg., both stages; grid leak, 5 megs.; condenser, .001 mfd.; Pye anti-microphonic valve-holder, mounted on erinoid base; 7/6 cash, 8/6 c.o.d.—G. H. P. Nutter, F.R.A., Radio Corner, 243, Selhurst Rd., South Norwood, S.E.25. [6134]

**TELETRON.—The one wire long distance remote** control, the simplest remote control to install, one wire only required; private houses, Teletron will enable you to control the receiver from any room; estates, Teletron can link up all outlying cottages to one central receiver, a single wire covers any distance; Teletron is invaluable for institutions and hospitals; Teletron can be used with any type of receiver; price 35/6, post free.—Bailey, Grundy and Barrett, Ltd., 2, St. Mary's Passage, Cambridge [6028]

**NEXT TIME—**

**Don't just ask for "a high tension battery"—say "Columbia"! It will save you money.**

*For your 3 or 4 valve set there is a Columbia "High Capacity" Unit (No. 4780) to meet your very need.*

*For your "big set" there is the "Layerbilt" Battery, with its unique construction, which will give you astonishingly long service whatever the drain may be.*

**—INSIST ON  
Columbia  
Radio Batteries  
—THEY LAST LONGER.**

Advt.—J. R. Morris, 15 Kingsway, W.C.

**C.D.M.**

**NOTHING IS LEFT TO CHANCE** in the design of C.D.M. components. Every item is well thought out and manufactured under true scientific principles.



Patent No. 275800.

**C.D.M. FIXED MICA CONDENSERS**

have Bakelite cases fitted with two convenient sized terminals and solder tags. One hole fixing, and each condenser is tested and guaranteed to be correct to within 5%.

**QUALITY TELLS!**

- 00005 to •002 - - - - - 2/- each.
- 0025 to •006 - - - - - 2/6 ..
- 01 - - - - - 3/6 ..

**Grid Condenser and 2 meg. leak - 2/6 ..**  
**C.D.M. H.F. Choke, finest made - 5/6 ..**

If your dealer does not stock, write direct to the sole manufacturer:

**C. D. MELHUISS,**

(Late Director and Works Manager Watnet Wireless Co. Ltd.)

**8, Gt. Sutton St., Goswell Road, E.C.1.**

'Phone: Clerkenwell 7494.

Send for catalogue of our guaranteed products.

**Components, Etc., for Sale.—Contd.**

**SCREEN Boxes** made of Planished Copper to specification for the Two H.F. Everyman receiver; price 15/- each, post free, cash with order.—Rigby and Woolfenden, Sheet Metal Workers, Rochdale. [6252]

**EVERYMAN Coils,** exact to specification, 3-4-5, 15/- each; All wave (May 11th), with base, 42/- pair; regional low wave, 32/-; long wave, 46/- pair; bases, 5/- pair; quality three, 16/-.—Jennings, below.

**2 H.F. Everyman Coils,** 12/- each, bases 1/6 each, set of 6 coils and 2 bases, 72/-.—Jennens.

**SCREENS and Boxes** for all Everyman Receivers.—Jennens.

**LITZ Wire,** 27/42 (Lewcos), 70 turns 4/8.—Jennens.

**SPACERS** grooved with screws, 8 aerial or anode, 1/-; All-wave, 6 short 1/-, 13 long 2/6.—Jennens.

**TUBES,** genuine Mikapac, 3in. x 3 1/2 in., one 1/6 two 2/6, three 3/6; Cossor Melody-maker, 7in. x 4in., 2/6.—Jennens.

**COSSOR Melody-maker Coils;** 7/-.—Jennens, Radio, Jennens Row, Birmingham. [0076]

**REPAIRS.—Any make of L.F. transformer, head-** phones, or loud-speakers repaired and maximum efficiency attained; 4/-, post free; a 3 months' guarantee accompanies every repair; don't discard if burnt out; terms to trade.—Transform, 214, High St., Colliers Wood, S.W.19. (New address.) [0083]

**CROMPTON Dynamos,** shunt wound, 4 pole in new condition, 30 volt 10 amp., £5/10; 36 volt 15 amp., £6; 36 volt 20 amp., £6/10; 50 volt 10 amp., £7; 50 volt 15 amp., £7/10; 50 volt 25 amp., £8; 50 volt 30 amp., £8/10; 70 volt 10 amp., £7; 70 volt 15 amp., £7/10; 70 volt 20 amp., £8; 70 volt 25 amp., £8; 70 volt 30 amp., £9/10; 100 volt 10 amp., £7/10; 100 volt 20 amp., £8; 100 volt 25 amp., £9; other machines, makers, Siemens, Crompton Cuttings, Westinghouse, B.T.H., etc., etc., 100-110 volt 33 amp., £12; 100 volt 40 amp., £14; 200 volt 20 amp., £14; 6 volt 75 amp., Plater, £8; 12 volt 12 amp., £3/10; 30 volt 10 amp., £4; 100 volt 4 amp., £3/10; and every other size in stock.

**STORAGE Batteries.—Edison nickel steel 180 amp.** hours, 16/- per cell; Fuller's 2 volt 80 amp, actual, 18/- per cell; 2 volt 50 amp., 12/6 per cell; 25 to 100 volt sets in stock.

**GENERATING SETS.—Austin 4-cyl. petrol electric** coupled to 100-110 volt 25-30 amp. generators, £45; standard sets, £45, with switchboards.

**FITTINGS.—Marconi charging boards,** £3 each; Park Royal switchboards, heavy type, £4/10; automatic cutouts, Neville type, from £2. C.A.V. cutouts, 15/-; shunt regulators, from 7/6; all sizes of cables and flexes, etc., etc.

**T. W. THOMPSON and Co.,** Government Surplus Depot, 39-43, London St., Greenwich, S.E.10. Tel.: Greenwich 1259. Offices and showrooms, 1, South St., Greenwich, S.E.10. [6344]

**CONSTRUCTORS,** send us your requirements; components, sets, cabinets, etc., at special prices.—Poveys Woodman St., Stockport [6417]

**AN Illustrated List** of Wireless Components for Wireless Traders. Special line in loud-speakers, to retail at 10/6 each; liberal trade discount; don't delay.—Write to-day to Dept. W.W., Percus Radio, Burton-on-Trent. [6456]

**A Few R.S. Co. Special Lines:—**

**CHAKOPHONE Tuner** with Reaction, 300-2,000 metres, complete with fitting instructions; 8/-.

**TUNEWELL Coils,** air-spaced, robust, efficient, 25, 35, 50, 75, 1/6; 30, 40, 60, 100, 1/8; 125, 150, 2/3; 175, 2/6; 200, 2/9; 250, 3/3.

**TERMINALS** with Nut Washer and Indicating Label, 2BA Pillar and Phone, 4BA WO, 2/- doz.; plated, 2/6 doz.; 4BA Pillar and Phone, 1/9 doz.; plated, 2/3 doz. (state markings).

**COILHOLDERS.—(Single bbd. with terminals, 10d.;** 2-way geared, long handle bbd., 2/9; push-pull battery switches, 11d.; valve holders, Excelsior, 1/-, anti-mica, 1/4; red and black flex, 1/6 doz. yards; R.C. cable, 2 mm., 1/-; 4mm., 1/9; 5mm., 2/3 doz. yards; insulated staples, 1/9 100; hooks, 9d. doz.

**KITS of Parts** Supplied to Order.

**SEND Your Enquiries** and for Free List; postage paid on all orders over 5/-.—Radio Supplies Co., 37, Bedford St., Leamington Spa. Official Traders and Repairers to R.S.G.B. & W.L. [6455]

**STORRY Specialities.—Mars aerial wire,** 84 strands, usually 9/6, offered at 3/-; Devicon .0005 variable condensers, square law, 3/6; guaranteed and post paid.—Storries Ltd., Eastbank St., Southport. [6446]

**COSSOR Melody Maker.—Advertiser,** who has bought complete set of parts for the above, including cabinet (all unpacked), but who is now building "Wireless World" 2 H.F. Everyman Four instead, is willing to dispose of same at 25% discount.—Full details from Box 4380, c/o The Wireless World. [6543]

# ELIMINATORS

too expensive!

# ACCUMULATORS

away for charging!

# BATTERIES


temporary life!

But now —

# PERPETUAL POWER

Now! Permanent. H.T. Supply at small cost is ensured by installing this wonderful battery. Recharges itself over night, ready to supply abundant H.T. for the next day's programme.

Get this Free Book



Take the first step by sending for FREE Booklet describing every detail for installing and maintaining this super-efficient and money-saving battery.

Deferred Terms arranged. Carriage Paid on goods value 10/- or over.

State number and type of valves.

FOR 2 VALVE SETS: A-4, 80 volts	FOR 3-5 VALVE SETS: D.G. 108 volts	FOR SUPER SETS: P.S. 120 volts
25/1	37/3	69/6

(Dept. B), WET H.T. BATTERY CO., 12, Brownlow Street, London, W.C.1.

STOCKED BY HALFORD'S CYCLE STORES.

# STANDARD

PERMANENT



The Vital Power in Radio!

M.B.13

# Put it there!



Get the best out of your valves with the New AERMONIC no-loss, no-vibration holder. Anti-capacity because minimum di-electric between sockets. Anti-phonics because properly sprung. (Valves don't wobble all over the place with Model K.) Price 2/3 In case of difficulty write Meters or London Agents, Aeronomic Ltd. P.R.E. on request.

JAMES CHRISTIE & SONS, LTD., 246, West Street, SHEFFIELD. London Agents: A. F. BULGIN & CO 10, Cursitor Street, London, E.C.4

### Components, Etc., for Sale.—Contd.

**DIX-ONEMETER**, new, cheap, only 40/-; multipliers, 4/6 each; order early to avoid disappointment.—Write BM/LFMB, W.C.1. [6549]

**GOOD Condition**—Ferranti A.F.3, 12/-; Marconi Ideal 6-1, 12/-; 3 Peto-Scott neutralising condensers, 2/6 each; panel ditto, 3/-; 6 microstat V.P.R. resistances, 1/- each; 4 Ormond .0005 dual condensers, 5/- each; 3 Mullard 100,000 resistance and bases, 2/6 each; Dubilier ditto, 2/6; T.M.C. loud-speaker unit, 6/-; Lissen ditto, 6/-; Dr. Nesper £3 loud-speaker, 15/-; 4 Dimic coils, 1A, 3/- each; 4 bases, 1/- each; accept £5 lot; open to offers; also part exchange; see my advertisement in Wanted column; also many coil holders, valve holders, etc.; state requirements.—Peterson, Purley, Portugal-place, Cambridge. [6587]

**BROWN Microphone Amplifier**, new, about 1923; 30/-.—Woodward, 47, St. Mary's Rd., Watford. [6585]

**WHAT Offer** for the following, together or separate:—1 Ormond triple gang condenser, 1 Ormond slow motion dial, 2 McMichael balancing condensers, 1 Success H.F. choke (all in new condition), 1 Kaynite honeycomb coil winding machine, copies of "Modern Wireless" from 1924 to date, copies of "Wireless Constructor" from first number to date.—W. Goodwin, 6, William St., Long Eaton, Notts. [6578]

**DIMIC Coils**, 3 No. 1, 3 No. 3, and 3 bases, £1/15; McMichael Supersonic set, comprising 3 intermediate transformers, 1 filter transformer, 1 H.F. reactor, 3 Autodyne units, Nos. 0, 1, 2, with full instructions for construction, £3/15; 2 Marconi valves, D.E.S. 5/- each; Osram D.E.2 H.F., 6/-; Burndept H.L. 218, 6/-; 6 Benjamin valve holders, 1/- each; 3 Sterling condensers, .0005 Vernier type, 4/- each.—Dickinson, Carr Rd., Nelson, Lancs. [6573]

**EXPERIMENTER'S Surplus**, as new, at 33 1/2% off list, or best offer: Transformers, Climax 100 volt mains, Auto-Bat, Marconi 6 to 1, Ferranti A.F.3, 2 Finston S.P. I.L.F.: Finston coil screen, 2 3A Dimic coils and bases, 2 .0005 J.B. S.L.F. condensers, Varley H.P. choke, R.I. Morley R.C.O. unit type A, Burndept 3-pole 2-way switch; also valves at half price; 2 D.E.S., 2 P.M.6, D.E.5A, P.M. 256, H.512.—Larwood, 12, Linden Gardens, London, W.2. Park 5567. [6571]

**FOR Sale**—2 S.L.F. condensers, 5/-; transformers, L.F. R.I., 10/-; Lissen, 5/-; 3 Croix, 2/6 each; H.F. Lewcos S.P. (low), Colvern S.S. (high and low), 5/- each; coils, 75, 100, 120, 150, 300, 9/-; 50, 75, tapped, 4/-; screen and base, 4/-; Cosmos S.P./18B valve, unused, 7/6.—Box 4,451, c/o The Wireless World. [6569]

**G.E.C. S.L.F. slow motion .0003, 10/-**; 1 mica Dubilier, 5/6; valves, D.E.V., with holder, 10/-; D.E.Q., ditto, 10/-; P.V.5, 5/6; D.E.S. 5/6; voltmeter 0-150, 5/6; voltmeter 0-6, 5/6; ammeter 0-2, 5/6; ammeter 0-5, 5/6; milliammeter, 0-12, 8/-; rheostats, 9d.; indigraph dials, 9d.; igranic volume controls, 3/6; Bowyer-Lowe choke, 4/-; grid condenser, 5-meg, leak, 2/-; Colvern coil formers with 6-pin base, 6/6; G.E.C. large horn speaker, 22/5; all practically new.—Capper, 252, Pitsmoor Rd., Sheffield. [6559]

**A MATEUR'S Surplus Components**, all perfect; stamp list.—Thomson, 42, Dundee St., Edinburgh. [6558]

**ONE Ferranti A.F.3 Transformer**, 14/-; 1 Ducon aerial, 5/-; 2 pair Western Electric headphones, 8/6 pair; 3 Wecovalves Peanut 4-pin, H.F., Det., L.F. 5/- each; all as new.—H. A. Taylor, 44, Grafton St., E.1. [6557]

**MORSE Recorder**, by Siemens, splendid instrument, £4/10; Weston supersensitive moving coil relay, 4/6; charging dynamo, 20 volts 5 amps, £3; Oldsmobile sparking coil, 10/-; G.E.C. headphones, 4,000 ohms, 10/-; all above in perfect condition; 3 days' approval; cash with order.—Bell, 129, York Rd., Bury St. Edmunds. [6555]


**DECKOREM Semi-adjustable Cartridge Resistors** are specially designed for baseboard fixing, occupy only 1 1/2 of an inch, interchangeable resistors complete with mountings for 5, 10, 15, 30 or 50 ohms, 2/6 each; spare cartridges, 1/-; mountings only 1/6.—Four catalogues free from A. F. Bulgin and Co., 9, 10, 11, Cursitor St., Chancery Lane, E.C.4. [6546]

**NEWTON D.C. Rotary Transformer**, input 220v., output 10 watts 1,000v., little used, excellent condition, cost £18; 2 C.A.V. 60v. accumulators, 2,500 m.a.h. good condition, cost £3 each; what offers?—F. Brockbank, 51, Palatine Rd., Wittington, Manchester. [6539]

**SALE**, owing to removal, of wireless goods; bargain list free on request.—A. A. Percy, 112, Bath St., Glasgow. [6533]


**FERRANTI Output Transformer**, 25:1 ratio, 14/6; Brown A type carpiece, 60 ohm resistances, 15/- (both components new condition).—J. Courtney, Garfield Av., Mossend, Lanarkshire. [6537]

**IGRANIC Double Gang .0005 Condenser** (cost 50/-) and all components and coils for Monodial receiver; all half price.—C. Stewart, 23, Braid Av., Edinburgh. [6612]



# HOW CAN YOU KNOW

STOP risking damage to batteries and valves! Take the advice of your Battery maker and use a Sifam Radio Meter. These dead-beat, unconditionally guaranteed meters give accurate readings of H.T. and L.T. and ensure exact control essential to obtain "perfectly balanced" reception.



Sifam Meters trace distortion, locate faults, and banish the annoyance of sudden breakdowns.

Ask your dealer to show you the complete range. Saves pounds in battery repairs and brings a new pleasure to tuning.

Sifam Electrical Instrument Co., Ltd., Dept. W., 10a, Page Street, Westminster, London, S.W.1.

# NEW MODEL 9/6

POCKET VOLTMETER  
Illustrated. High Resistance, 4,000 ohms.

Remember!

TEST YOUR SET TO-NIGHT WITH A GUARANTEED RADIO SIFAM METER and it won't let you down to-morrow.

M.B.39

TRADE MARK "RED DIAMOND" THE RECOGNISED DETECTOR FOR ALL CIRCUITS USING CRYSTAL RECTIFICATION.



RD 40 2/- SHIELD FOR SAME 6d.

By Insured Post 2/3 or 2/9 with shield. Can be mounted on brackets or through panel. Once set always ready. Not affected by vibration. Each one is tested on broadcast before despatch, and is perfect. Of all high class Radio Dealers or Sole Makers:—

JEWEL PEN CO. LTD., Radio Dep., 14) 21-22 Gt. Sutton St., LONDON, E.C.1



Components, Etc., for Sale.—Contd.

**THREE** New Silvertown Transformers, guaranteed at 13/6 each; one McMichael transformer, 300-600, at 4/-; one Cosmos unit at 4/6; one S.P.13 Blue Spot valve at 4/6; one American type mahogany cabinet, maker's standard, takes panel 16in. x 7in., at 10/-; one pair Sterling phones, as new, at 6/-; one pair Brown phones, scarcely used, at 4/6; two D.E.P.215 valves, scarcely used, at 7/6 each.—Wilkinson, Royal Hotel, Workop. [6614

**ONE** Marconi 2-7-1, one Eureka Concert Grand, second stage, 15/- each; two pairs B.T.H. headphones, 7/6 each; one Geophone 2-way back of panel coil holder, 5/-; one low loss coil former, 2/6; one Lissen H.P. choke, 2/6; one Ediswan R.C. unit, 6/-; all c.o.d.—Hurst, 24, Westfield, Tadcaster, Yorks. [6613

**NEW** and unused bargains: send for list and also mention all your requirements.—Radio Electrical Accessories, 25a, Paradise St., Birmingham. [5611

**HEADPHONES**, 4,000 ohms featherweight, 3/11; lightweight, 4/11; featherweight, with adjustable diaphragms, 6/9; Tödtfunkon, 14/11; Dutch B.E. valves, 2/6; Triton D.E. 2 valves, 2 volt, 4/-; power 2, 6/9; post free; write for list.—Kennetts Wireless Stores, 11, Liverpool Rd., Islington, N.1. [6610

**BOWYER-LOWE** Triple Gang Condenser, absolutely new; cost £3/10, sacrifice 45/-.—24, Kirkley Park Rd., Lowestoft. [6609

**EKCO** Eliminator, D.C. 2,000, multiple, attachments, 38/6; Dinics, 450-950 m.v. bases, 6/6; coil holders, 6d.; McMichael barrel transformers, 3/9; Elkin home charger, unused, 17/6; valves, etc., almost new; list on request.—S., Mayfield House, Alma St., Shrewsbury. [6608

**EVERYMAN** Four Coils, complete with base: aerial, 15/-; transformers, 15/-; 28/- set.—Below.

**H.P.**, Everyman Four Coils: B.B.C. set of three, 59/9; 5XK, set of three, 24/-; set of three bases, 3/9; copper screening boxes, highly polished, 30/-.—Below.

**COSSOR** Melody Maker Coils, 7/6 each; all above ex stock.—Obtainable all dealers or Stone Manufacturing Co., 108-9, Great Seifron Hill, London, E.C.1. [0068

**BEST** British Ebonite Panels, guaranteed highest resistance: Melody Maker, 21x7x1/2in. drilled, mat, 4/6; polished, 6/-; 1/2in. mat, 6/-; Nelson panel, 21x7x1/2in. mat drilled, 4/6; polished, 6/-; 1/2in. mat, 6/-; terminal strips, 21x2 or 1 1/2in., 1/3; drilled, 1/9; 12x7x1/2in. mat, 3/-; polished, 4/-; terminal strip, 9d.; other sizes, 2/6in., 4/-; 3/4in., 5/- per square ft.; post free, c.o.d.; my Bargain Budget, 2d. stamp.—Garner's Mail Order Dept. W., Burton-on-Trent. [0099

**WEB** Indoor Aerials, laid under carpet (used also as counterpoise aerial), equal to 100ft.; 2/-, post free.—Braidwood, 1, High St., Burnet. [6607

**MATEURS** Clearance.—Seven temptrys, with bases, 2/6 each; H.P. choke success, 6/-; volume control Igranic, 4/-; two Igranic duals, 16/- each; one R.L. transformer, 4-1, 15/-; one Marconi ideal, 15/-; two Igranic potentiometers, 2/- each; one Bowyer Lowe popular 0003, 5/-; all perfect.—Box 4459, c/o The Wireless World. [6640

**LEWCO'S** S.P. Binocular Aerial Coils, B.B.C. and 5XK, 6/- each; ditto H.P. transformers, 9/- each; R.L. multi L.F. transformer, 14/-; Ferranti A.P.3 transformer, 15/-; two R.L. Varley R.C. units, 10/- each; approval.—Box 4455, c/o The Wireless World. [6644

**RADIO** Magnetic Earcups, latest wireless wonder, loud-speaker volume increased instantly; 3/6 pair.—Darley's, 117, Beldon Hill, Great Horton, Bradford. [6627

**EPOCH ELECTRICAL SOCIETY**.—All standard lines and best foreign components in stock; mail orders despatched same day.

**EPOCH ELECTRICAL SOCIETY**.—Constructors' requirements specially catered for; let us quote for your kit.

**EPOCH ELECTRICAL SOCIETY**.—Buy your EPOCH and be safe. Guaranteed goods only stocked.

**EPOCH ELECTRICAL SOCIETY**.—Parts for all Wireless Press circuits at lowest prices.

**EPOCH ELECTRICAL SOCIETY**.—Bring your old components in part exchange for new ones.

**EPOCH ELECTRICAL SOCIETY**.—Repairs, re-wiring, modernising, etc., carried out by real experts.

**EPOCH ELECTRICAL SOCIETY**.—Consult our experts upon your problems; no charge or obligation.

**EPOCH ELECTRICAL SOCIETY**.—Our experts will use you in the economical choice of parts for any circuit. Circuits free.

**EPOCH ELECTRICAL SOCIETY, Ltd.** 53, Gracechurch St., E.C.3. Call, write, or phone Royal 8570 (near Monument Station). [6630

**The**  
**TRIX**

**LOG CONDENSER**

Stands foremost by reason of the following points: (1) True Logarithmic design of vanes. (2) Pall bearing. (3) Leather friction control. (4) Braided insul copper pigtail. (5) Minimum ebonite insulation. (6) Low minimum capacity. (7) Terminals and tags. (8) One or two hole fixing. (9) Copies of Reports and Curves by Faraday House Testing Laboratories and by J. H. Reyner, I.R.Sc., with every condenser.

**7/9**

(10) '0005 Mfd. PRICE

**The TRIX H.F. CHOKE**

The right choke for every circuit. Faraday House test gave Inductance 58,700 Microhenries. Self capacity: 72 Micro-microfarads. Copy of this report with every Choke sold.

**H.F. CHOKE Price 5/6**



**Eric J. LEVER (TRIX) Ltd.**  
33, Clerkenwell Green, E.C.1. Phone: Clerkenwell 3014 5

Components Etc., for Sale.—Contd.

**ONE** R.L. Varley Resistance Capacity Coupling Unit, type B, guaranteed as new; 12/6.—Wilson, Elin Cottage, Lamorby, Sidcup, Kent. [6626

**EVERYMAN** Four Coils and Components for sale; best offers, or exchange for good components.—25, Leicester St., Rochdale. [6649

MISCELLANEOUS.

**SCOTT SESSIONS**, the radio doctor (London and environs).—Any set or component supplied, installed, repaired, modernised; "Wireless World" set specialist; officially approved as radio repairer and trader by the Radio Society of Great Britain and the Wireless League; no work too big or too difficult!—Jill Top, Muswell Hill, N.10. Phone: Mountview 4928. [5671

**THE** Little Imp.—Combination gas blow pipe, indispensable to wireless workers, jewelers, opticians, amateurs, etc., simplifies small soldering, fine intense flame, does away with soldering iron and blow pipe, marvellous invention; 2/6 post free; approval willingly.—Hammond, Market Hall, Burnley. [6127

**EASY** Payments.—We supply, by easy payments, components, accessories and sets, any make; 10% down, balance spread over 10 months.—Send list of requirements to London Radio Supply Co., 11, Oat Lane, London, E.C.2. [0097

**AN** Illustrated List of Wireless Components for Wireless Traders. Special line in loud-speakers, to retail at 10/6 each; liberal trade discount; don't delay.—Write to-day to Dept. W.W., Perseus Radio, Burton-on-Trent. [6460

**THE** Wireless Doctor Will Call (London and Home Counties) and Cure Your Set; Wireless Association registered repairer; sets installed, maintained, and brought up to date; loud-speakers, gramophone pick-ups, and H.T. eliminators demonstrated anywhere in London.—Alexander Black, 2a, Woodville Grove, N.16. Clis-oh 5687 and Victoria 6215. [5841

**A** MAEFLUR Transmitter and Author of Many Radio Articles, will call (London and Home Counties) and correct anti-factory receivers; no cure—no charge; sets installed, maintained or modernised, receivers and transmitters constructed to specification, receivers modified to get U.S.A. and Australian broadcast, in addition to present stations.—Lawler, 3, Osney Rd., S.W.12. [6579

**H.T.** Generator, ball bearing, 12-volt input, output, 500 volts, 100 m.a. d.c., complete in mahogany case, with transformer, transmitting key and switch; first £4 secure; cash with order.—27, Bullingdon Rd., Oxford. [6580

**GLASGOW'S** Original Wireless Doctor.—H.T. eliminator specialist will make your eliminator or receiver for cost of components, guaranteed; advice free; get your set now—pay later! Receivers, components, etc., on deferred payments; Marconi sets for £1 down; H.T. accumulators carefully charged, 100 volt 1/9.—Call or write Wm. Dunbar, 902, Springfield Rd., Parkhead. [6451

**WIRELESS** Doctor.—Everyman Four and Solodyn export, any set modernised, gramophone pick-ups fitted.—Morley, 13, Grangemill Rd., Catford. [6516

**ASTOUNDING** Offer.—Hand drills for wireless constructors, etc., accurate machine cut teeth, malleable iron frame, 3-jaw spring chuck, capacity 0-1/2in., fully guaranteed; post free, 2/11 U.K.—Baker, 151, Fairlands Ave., Thornton Heath. [6605

**TOOLS!**—Pliers (5in.), 1/-; hack saws (extending) with blades, 1/4; 9in. blades, 1/6 doz.; files, 10in.-12in., 1/-; all post free.—Braidwood, 1, High St., Burnet. [6606

**W. W. WHIFFIN**, radio physician and surgeon, late technical manager to large radio manufacturers; any set supplied, easy terms, modernised or repaired; gramophone pick-ups fitted; specialist in eliminators and chargers; any district.—18, Freolands Rd., Bromley, Kent. [6604

PATENT AGENTS.

**PATENTS** and Trade Marks, British and foreign.—Pee and Co. (H. T. P. Gee, Member R.S.G.B. and A.M.I.R.E.), 51-52, Chancery Lane, London, W.C.2. Phone: Holborn 1525. [0001

**KING'S** PATENT AGENCY, Ltd. (B. T. King, Registered Patent Agent, G.P., U.S., and Can.).—Free Advice Handbook and consultations; 40 years' references.—146a, Queen Victoria St., London, E.C.4. [0002

REPAIRS.

**ANY** Make of L.F. Transformer, headphones, or loud-speaker repaired and maximum efficiency attained; 4/-, post free; a 3 months' guarantee accompanies every repair; don't discard if burnt out; terms to trade.—Transform, 214, High St., Colliers Wood, S.W.19. (New address.) [0011

**LOUD-SPEAKERS**, headphones, guaranteed repairs, any make or type, rewound, remagnetised and adjusted, by experts, best material only used; post free 4/-.—Howell, 42, Fotheringham Rd., Enfield, Middlesex. [6584

**More Power to your Wireless!**

**"LEION"**  
**RADIO POWER UNIT**

(See "Wireless World," May 4, 1927)

It gives steady, silent power—volume without background.

For all types of D.C. Supply.

Specifications.  
5 years Guarantee.  
MAKER: **P.B.G. Ltd.**, 10, Vyse St., BIRMINGHAM.



LIGHT TOO Ask us how to READ BY LEION LIGHT H.T. & Charger.



**Repairs.—Contd.**

**REPAIRS** Return Post Free, and to ensure satisfaction send remittance after approval of same.—Leeds Wireless Repair Service.

**LOUD-SPEAKERS** headphones rewound to any resistance and remagnetised, 3/-; transformers re-wound, sets tested and overhauled, work guaranteed.—Leeds Wireless Repair Service, 5, Boston Place, Green Rd., Leeds. [6479]

**DACOL Repairs.**—Headphones, loud-speakers, eliminators, transformers, gramophone pick-ups, etc., repaired by skilled repairers approved by Radio Association.

**DACOL Repairs.**—Prompt delivery, guaranteed service, moderate charges, expert advice.—Send your repairs to Davies, Coleman and Co., Ltd., Glentham Rd., Barnes, S.W.13, when a quotation will be sent by return, or call at

**DAVIES, COLEMAN and Co., Ltd.,** First Floor, 68, Farringdon St., E.C.4. Phone: Riverside 4019. [6622]

**VALVE Repairs.**—Example: Cost new 10/6, repaired equal new 5/3.—Repairing Syndicate, 39, Curator St., Chancery Lane. [6635]

**HEADPHONES** and Loud-speakers rewound, remagnetised and overhauled, 3/- post free; guaranteed; Brown's A type, 4/-; trade invited; 24 hour service; established 1923.—Bradford and Co., 16, Prospect St., Plymouth. [6648]

**WANTED.**

**WANTED,** good powerful 2- or 3-valve set, exchange old main cabinet.—8, Bridge St., Derby. [6590]

**ADVERTISER** Requires a Quantity of Sound Cheap Speakers, also speaker stands and horns only; also Brandes table talker or Burndept #212 speaker; send terms.—Box 4379, c/o *The Wireless World*. [6541]

**PARTS** for Everyman Four, large cone loud-speaker, H.T. accumulators, perfect condition essential.—Peterson Purley, Portugal Place, Cambridge. [6586]

**WANTED,** Marconiphone amplifier for 2v. Marconiphone; approval essential.—Chadwick, Hullett Syke, Ambleside. [6595]

**BURNDIPT** Uniplex Amplifier, complete with power valve 1.240.—Lowest price, condition, to Moss, 2, Surrey Drive, Mansfield. [6596]

**BEST** Way 4-valve De Luxe Constructor, wishes to meet similar constructor living London, with view to overcoming slight difficulties.—Atkinson, 126, Park Rd., Hendon. [6623]

**B.T.H.** Loud-speaker, with Bakelite cone; state price; approval against deposit.—Box 4456, c/o *The Wireless World*. [6643]

**EXCHANGE.**

**REMOTE** Control (Siemens), in mahogany case, Igranic short wave coils, R.I. H.F. transformer, for good L.F. transformer, valves and reliable V.C., or sell very cheap.—Frost, 31, Cassland Crescent, South Hackney. [6594]

**TUITION.**

**EMPIRE** Broadcasting.—Amateur transmitter, with many years' experience in short-wave work, is prepared to advise regarding short-wave reception; sets supplied at reasonable prices and enquiries solicited.—R.K., 7, Yale Court, Honeybourne Rd., London, N.W.6. [6628]

**AGENCIES.**

**GOOD** Solderers Wanted as Buying Agents for Non-pumping Petrolgas Lamp, every paraffin lamp converted into 150 c.p. Titus light, revolutionising all existing systems.—Titus, Kingston, Brighton. [6255]

**AGENTS** Wanted to sell well known advertised variable condensers in exclusive territories North Midlands, South Coast, Bristol, Eastern Counties and London.—Box 4458, c/o *The Wireless World*. [6641]

**SITUATIONS VACANT.**

**THE** Universal is the Best Way to a Good Position; 500 wireless operators urgently needed.—Dept. B., Universal Radio Co., c/o 31, Station St., Birmingham. [6251]

**YOUTHS** Required for Assembling and Wiring.—Apply Eastern Wireless Co., Ltd., Collingwood Rd., Sutton. [6357]

**SMALL** West End Firm, identified high grade radio work and splendid connections, have vacancy keen knowledgeable enthusiasts with view directorship; investment not required, but remuneration mostly by results.—Box 4365, c/o *The Wireless World*. [6485]

**SITUATIONS WANTED.**

**AMBITIOUS** Young Man, aged 23, 5 years practical experience in operating wireless telegraph transmitting and receiving apparatus in Mercantile Marine, holder first class P.M.G. Certificate, requires progressive position ashore; advertiser available about end December.—Box 4447, c/o *The Wireless World*. [6570]

Mention of "The Wireless

**Situations Wanted.—Contd.**

**ADVERTISER,** M.J.I.E., with extensive works' experience, drawing office, seeks change as works manager or assistant; electrical and wireless apparatus.—Box 4460, c/o *The Wireless World*. [6639]

**ENGINEER-SALESMAN,** 5 years' experience in radio managing, buying, demonstrating, charging, seeks progressive position, manufacturer, wholesale, retail, traveller.—Tully, Elmwood Lodge, Sutton, Surrey. Phone: 2164. [6599]

**BOOKS, INSTRUCTION, ETC.**

**WET** (sac Leclanche H.T. Batteries, latest booklet on how to make and maintain these economical and simple batteries; give perfectly silent and smooth reception with unlimited power, suitable for small or multi-valve sets of all sizes; information also of L.T. batteries free; enclose postage, 1½d.—Taylor, 57, Studley Rd., Stockwell, London. [0077]

**3-VALVE** Receiver for 30/.—Write now for booklet on how to build the L.R.C.3 valve set for 30/., from guaranteed parts only; the ideal loud-speaker set.—1/- post free from H Howarth, Lustroux Depot, 288, Deansgate, Manchester. [6442]

**BARGAIN**—4 volumes of "The Modern Electrical Engineer," only 6 months old; cost £3/17, sell £2 or offer.—Macfarlane, 15, Rotherfield Rd., Enfield, N. [6562]

**AUCTION SALES.**

**WIRELESS.**

13, HIGH HOLBORN, LONDON, W.C.1.

**HENRY J. SHAW**

is instructed to sell by auction, mostly without reserve on WEDNESDAY, DECEMBER 7th, at 11.30 prompt,

SEVERAL TRADE STOCKS OF WIRELESS SETS, COMPONENTS AND MATERIAL. The sets range from CRYSTAL SETS to 5 and 7 VALVE SETS, and are by BURNDIPT, MARCONI, T.M.C., STERLING, etc. LOUD SPEAKERS by BEST MAKERS. Components and fittings of nearly every kind. On view day previous and morning of sale.

Catalogues from the Auctioneer, 129, NEWINGTON CAUSEWAY, London, S.E.1. Phone: Hop 3862.

EVERYBODY wants to hear the

**"ZAMPA"**

**3-foot Cone Speaker.**

For purity of tone there is nothing equal to it.

You can build one yourself in a very short time and for a very small outlay.

Write to-day for attractive Brochure.

**MIC WIRELESS CO.,**

White Horse Place, Market Street, WELLINGBOROUGH.



**USE These**

**in Your Set—**

**1 to 80 ohms**

**SILENT, Long Lived and**

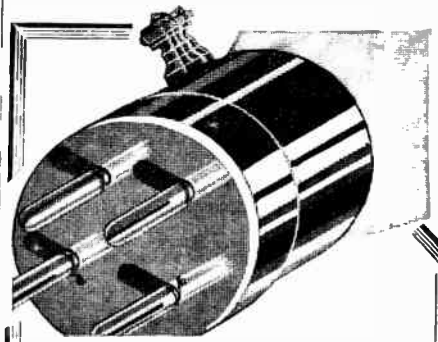
**SUITABLE FOR ALL VALVES.**

The "V.F.R.," without change of Resistor Element, will govern the Filament Temperature of any Valve perfectly. There is, therefore, no need to possess a multitude of Resistor Elements—one simple Component, the "MICROSTAT" suits all Valves, 1 to 80 ohms.

**V.F.R. MODEL,** Baseboard Mounting 3/- Post Free For Satisfaction of "Microstats."

Send for Sample to Manufacturers.

**LIFFORD Eng. Co.,** Kings Norton, Birmingham



**A.P. Valves**  
**halve**  
**cost of**  
**H.T. upkeep.**

Are you *au fait* with the manifest advantages of 4 Electrode Valves and their vast future possibilities?

Have you seen the remarkable characteristics of each member of the A.P. range?

A.P. Valves are independently British made.

Convince yourself before making definite purchase. 3 days approx. against cash order

**ANELOY PRODUCTS**  
36, Hindman's Rd., London, S.E.22

Phone: New Cross 4074.

Our Brochure giving data and X-ray photographs is free upon receipt of a post card.

**TANNOY**

**A.C. MAINS COMPONENTS**

**HIGH TENSION:**

Mains Transformer	Model	2	4
Tannoy Rectifier Complete	12C.	12	6
Mains Transformer	Model	12	6
Tannoy Rectifier Complete	16C.H.	15	6
Smoothing Choke		6	0
4 mid. Smoothing Condensers, each		5	-
Potential Divider Panel (11 Sockets 30-120 volts)		7	6
Model 12C Maximum Output 45 m.a. Components		47	6
Model 16C.H. Maximum Output 120 m.a. Components		63	6

Apply for full details.

**TULSEMER MANFG. CO.,**

Tulsemer Road, West Norwood, S.E.27.

Phone: Streatham 6731.



**KAY'S CABINETS**

This Cabinet 36" x 15" for panels 18", 19", or 20" x 12". Can be adapted to other sizes at slightly extra cost, or supplied with shelf to house your set. Strongly made of Oak and polished rich Jacobean

Trade inquiries invited.

Quotations for Specialists by return.

**H. KAY, Cabinet Manufacturer,**

Mount Pleasant Road, London, N.15

# CARBORUNDUM STABILISING DETECTOR UNIT

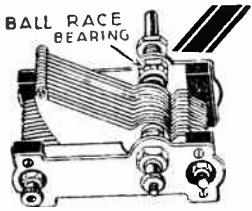
BRITISH MADE

PERMANENTLY FIXED

THE MOST STABLE OF PRESENT-DAY DETECTORS

MANUFACTURED BY

THE CARBORUNDUM CO., LTD. TRAFFORD PARK: MANCHESTER



**"M.R." S.L.F. CONDENSER**  
A reliable and efficient condenser occupying minimum space and giving maximum results.  
— British Made —  
Fully tested and guaranteed.  
Put one in your next set!


•0003.....4 9 •0005.....5/-  
4" Knob and Dial - - 1 extra.

Trade Supplies.

M. RAYBOULD, 10, Earls Buildings, Featherstone St., E.C.1.

## ACCUMULATORS "ELITE"

— The Elite of all —



**H.T. ACCUMULATORS, 60 volts type, 02, Semi-oil Submerged. Complete as illustrated. Price 22/6**

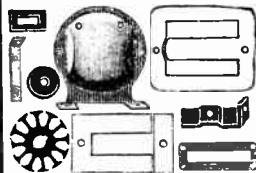
The World's Best High Tension Accumulator and of British Manufacture. The Unique Semi-Oil Submerged feature of the Elite absolutely prevents surface leakage losses. The battery lasts a life-time. Write for lists.

ACCUMULATORS ELITE, Bedford Street HALIFAX.

Telephone 504.

Telegrams E.H. Halifax.

London Distributor:—CECIL POHLMAN, 77, Great Portland Street, LONDON, W.1  
Northern Distributor:—G. A. WILSON, Millfield House, Keswick, Cumb. Tel. 99 Keswick.



All stamped parts for Radio Apparatus

Transformer sheets, caps, angle-pieces, magnet bars, magnet cores, pole-shoes, diaphragms, also plates for stators and rotors, supplied in good value by

Jessener Industriewerk G.m.b.H., Manufacturers of Hardware and Tin goods, Abt. B. Stanzerei, Jessen Elster (Germany).

### READ THIS!


Coefficient of coupling for first stage is .982. For a perfect transformer this should be 1. This means a loss of only .018 or .18 per cent. Manchester Model as illustrated, price 12/6.

Full particulars from

The Power Equipment Co. Ltd. Kingsbury Works, The Hyde, London, N.W.9.

# POWQUIP

TRANSFORMERS and L.F. CHOKES



## INDISPENSIBLE for 100% Valve Efficiency

Only Amperite supplies automatically the self-adjusting filament current your valves require. Eliminates hand rheostats. Simplifies wiring. Insist on Amperite. Accept nothing else. Price 5/-, complete with mounting. Sold everywhere. Write for Free construction data.

Rothermel Radio Corp. of Gt. Britain, Ltd.  
24-26, Maddox Street, London, W.1

# AMPERITE

The "SELF-ADJUSTING" Rheostat

THE RELIABILITY WIRELESS GUIDE No. 999

FREE UPON REQUEST


**RELIABILITY GANG CONDENSERS** with adjustable rotors, 1000 mfd.  
2-gang 18/- Post  
3-gang 25/- Free  
Trade Enquiries Solicited

J. H. TAYLOR & CO  
2 RADIO HOUSE, MACAULAY ST. HUDDERSFIELD.

Further Attractive Items in Miscellaneous Columns.

### DIX-ONEMETERS

are the best Bargain ever offered to Radio users £10 worth of precision. Multi-range Mirror scale. Jewelled knife-edge Instrument for 55/-



WE HAVE A WONDERFUL STOCK OF APPARATUS

Spend 4/- and save £4

1,000 ELECTRICAL BARGAINS

Listed and Hundreds Illustrated in our NEW 72 PAGE CATALOGUE 4d

Write or Call and inspect.

ELECTRADIX RADIOS  
218, Upper Thames Street, E.C.4

## H.T. BATTERIES

British and Better than slightly cheaper Foreign made goods.



You do get full value from H.B.C. Batteries.

Reliability with ultimate economy too.

This is our CABINET TYPE with full size cells perfect insulation, highest efficiency. Best material only used.

60 VOLTS Tapped 5, 10, 15, 30, 45, 60 .. 9/6  
100 VOLTS Tapped every 15 Volts .. 16/-  
(All Carriage Paid)

There are many uses

for these No. 1 W 4 1/2 volt Batteries—Standard Pocket Lamp Size. Patent Spiral Wire Terminals and Wander Plug Sockets. Permanent connections without soldering. Illustration shows how to connect in series. Build up the voltage you need. 7/- Per doz. with plug. Carr. Paid.



We supply all standard types and voltages. Write for Details Blue at our Watford Works.

BRITISH BATTERY CO., LTD.,

Telephone Watford 617.

Clarendon Road, Watford, Herts.

# Insist on Parfait Brand

THE PERFECT EBONITE

FROM YOUR DEALER

In Four Qualities: Matt, Semi-Polished Mahogany, Hand-Polished.

Sole Manufacturers:—  
H. B. POTTER & CO., LTD., Station Buildings, ROCHDALE. Phone: 1485.

INDEX TO ADVERTISEMENTS.

Accumulators Elite .. .. .	PAGE 29	Ede. C. & Co. Ltd. .. .. .	PAGE 19	Metro-Vick Supplies, Ltd. .. .. .	PAGE 2 & 3
A.F.A. Accumulators, Ltd. .. .. .	Cover i	Edison Swan Electric Co., Ltd. .. .. .	7	Mio Wireless Co. .. .. .	28
American Hard Rubber Co. .. .. .	30	Electradix Radio .. .. .	29	Morris, J. R. .. .. .	25
Amperte .. .. .	29	Electron Co., Ltd. .. .. .	6	Mullard Wireless Service Co., Ltd. .. .. .	1
Aneoy Products .. .. .	27	Enterprise Manf. Co. .. .. .	18	P.B.G., Ltd. .. .. .	27
Artic Fuse & Electrical Mfg. Co., Ltd. .. .. .	18	Eriesson Telephones, Ltd. .. .. .	4	Phillipson & Co., Ltd. .. .. .	17
Batteries, Ltd. .. .. .	28	Eton Glass Battery Co. .. .. .	30	Potter, H. B. & Co., Ltd. .. .. .	29
Bedford Electrical & Radio Co., Ltd. .. .. .	25	Finston Manf. Co., Ltd. .. .. .	19	Power Equipment Co., Ltd. .. .. .	30
Belling & Lee, Ltd. .. .. .	8	Formo Co. .. .. .	19	Radio Service (London), Ltd. .. .. .	29
Benjamin Elec. Co., Ltd. .. .. .	28	General Electric Co., Ltd. .. .. .	11	Raybould, M. .. .. .	29
Bird, S. S., & Sons .. .. .	Cover i	Graham Ampion Ltd. .. .. .	10	Redfern's Rubber Works, Ltd. .. .. .	Cover iii
Bowyer-Lowe Co., Ltd. .. .. .	14	Graves, J. G., Ltd. .. .. .	20	R.I. & Varley, Ltd. .. .. .	5
British Battery Co., Ltd. .. .. .	29	Hart Accumulator Co., Ltd. .. .. .	15	Rodwell, Chas. H., Ltd. .. .. .	24
British Ebonite Co., Ltd. .. .. .	16	Henri & Co. .. .. .	19	Rooke Bros., Ltd. .. .. .	30
British General Manf. Co., Ltd. .. .. .	15	Holzman, L. .. .. .	18	Rothermel Radio Corporation of Gt. Britain, Ltd. .. .. .	30
British Thomson-Houston Co., Ltd. .. .. .	13 and 15	Hovey Aerial Co. .. .. .	10	Selfridge & Co., Ltd. .. .. .	4
Brownie Wireless Co. (G.B.), Ltd. .. .. .	24	H.T.C. Electrical Co., Ltd. .. .. .	8	Scott, G. L., & Co., Ltd. .. .. .	24
Brown, S. G., Ltd. .. .. .	9	Hughes, F. A., & Co., Ltd. .. .. .	10	Sheffield Magneto Co. .. .. .	30
B.S.A. Radio, Ltd. .. .. .	30	Hunt, A. H. Ltd. .. .. .	29	Siemens Bros. & Co., Ltd. .. .. .	14
Bulgín, A. F., & Co. .. .. .	30	Igantic Electric Co., Ltd. 6. .. .. .	26	Sifam Elec. Inst. Co. .. .. .	26
Bullphone Ltd. .. .. .	13	Jessner Industriewerk G.m.b.H. .. .. .	22	Spicers, Ltd. .. .. .	18
Burndept Wireless, Ltd. .. .. .	17	Jewel Pen Co., Ltd. .. .. .	22	Taylor, J. H. & Co. .. .. .	29
Carborundum Co., Ltd. .. .. .	29	Junit Manf. Co., Ltd. .. .. .	28	Telegraph Condenser Co., Ltd. .. .. .	Cover iii
Carrington Manf. Co., Ltd. .. .. .	16	Kay, H. .. .. .	22	Trelleborgs .. .. .	19
Caxton Wood Turnery Co. .. .. .	18	Laker, J. & J., Co. .. .. .	30	Tulsemere Manf. Co. .. .. .	28
Celestion Radio Co. .. .. .	16	Lampugh, S. A., Ltd. .. .. .	27	Tungstone Accumulator Co., Ltd. .. .. .	8
Christie, Jas., & Sons, Ltd. .. .. .	26	Lawrence & Hull .. .. .	28	Walker Bros. (Guildford), Ltd. .. .. .	16
Clarke, C. A. .. .. .	19	Lever, Eric J. (Trix), Ltd. .. .. .	19	Watmel Wireless Co., Ltd. .. .. .	26
Clarke, H., & Co. (Manchester), Ltd. .. .. .	Cover i	Liford Engineering Co. .. .. .	24	Whiteley, Boneham & Co., Ltd. .. .. .	19
Coscor, A. C., Ltd. .. .. .	Cover i and 12	Lightfoot Bros. .. .. .	16	Wilkins & Wright, Ltd. .. .. .	18
Croxsonia Co. .. .. .	12	Lock, W. & T. .. .. .	16	Wingrove & Rogers, Ltd. .. .. .	21
Day, Will, Ltd. .. .. .	30	Loewe Radio Co., Ltd. .. .. .	16	Wright & Weaire, Ltd. .. .. .	30
Desmo, Ltd. .. .. .	30	Lyons, Claude, Ltd. .. .. .	16	Young's (Glasgow), Ltd. .. .. .	18
Digby F. .. .. .	30	Marconi Phone Co., Ltd., The .. .. .	Cover iv		
Dubilier Condenser Co. (1925), Ltd. .. .. .	Cover ii	McMichael, L., Ltd. .. .. .	25		
Eagle Engineering Co., Ltd. .. .. .	25	Melhuish, C. D. .. .. .	25		

**DECKOREM**  
BRITISH MADE

"THE 2HF EVERYMAN FOUR"

**BALANCING CONDENSER**

Specially insulated for screened metal panel mounting.

Price **5/6** Each.



Maximum capacity 0001. Very low minimum capacity. One hole fitting. Heavy gauge vanes. Smooth in action. FIVE NEW 1928 CATALOGUES FREE. Obtainable from all dealers.

**A.F. BULGIN CO.**  
9-10-11, CURSITOR STREET, CHANCERY LANE, E.C.4.

**RESISTON PANELS**



**-in all successful Sets**

American Hard Rubber Co., (Brit.) Ltd., 13a Fore St., London, E.C.3

Are you building a Cone?  
**GENUINE ALAMBRA FONOTEX PAPER**

This perfect cone paper, as used in all America's foremost Speakers, is now available. A single sheet 38" x 38" is enough to build a 3 foot Cone or several small ones.

Post free **5/-** per sheet.

**Rothermel Radio Corporation of Great Britain, Ltd.,**  
24 & 26, Maddox St., Regent St., London, W.1  
Telephone Nos.: Mayfair 0578 & 0579.  
Telegrams: Rothermel, Wesdo, London.

**The SHEFFIELD MAGNET CO.**  
116-126, Broad Lane, Sheffield,

will make any kind of **MAGNET** promptly and at the lowest possible price.

Quality guaranteed.

Estimates free on receipt of detailed sketch.

**Why buy Accumulators or Dry Batteries?**  
- join our Service!

If your accumulators are serviceable et u- correctly recharge them. If not, hire ours- High and Low Tension and both perfect, trouble-free services.

Weekly, fortnightly or monthly deliveries anv- where within 12 miles of Charing Cross.

Particulars free on application

**RADIO SERVICE (London) LTD.**  
105, Torrington Avenue, Camden Road, N.W.5.

Phone North 0623, 0624, 0625




Eton Primary H.T. Battery, P.1. Porous Pot Cells, S.1. and S.2. Sac Cells. All complete ready for assembly.

	1-cell.	6-cell.	12-cell.	30-cell.
P1. 6d.	.. 3/3	.. 5/3	.. 14/-	
S1. 6d.	.. 3/-	.. 5/3	.. 12/-	
S2. 4d.	.. 2/6	.. 3/1	.. 9/6	

Send 1/4 stamp for booklet giving full particulars to-  
**THE ETON GLASS BATTERY CO.**  
46 St. Mary's Road - LEYTON - E.10

**DESMO LOUD SPEAKERS**



Perfect reproduction, volume and fine adjustment are the keynote of the Desmo Loud Speaker: at its price it is unquestionably the finest value offered. Transformers, sized and variable, from 20/.

**37/6**  
Gramophone unite complete **24/6**

**DESMO LTD. DESMO HOUSE, STAFFORD, BIRMINGHAM**

**"WIRELESSWORLD" COILS**

"L & H" Everyman Four. Exactly to specification. Fully Guaranteed. Price per pair including **30/-** Base.

"All-Wave Four" H.F. Transformers Short or Long Wave ..... 16/- each 6 Pin Base ..... 2/8 ..

"Regions" Coils including Bases ..... 23 17/0 per set.

Coscor "Melody Maker" Coils .... 7/6


**LAWRENCE & GILL, 29, Parkhouse Street, J.E.S. Phone: Rodney 8810.**



Mention of "The Wireless World," when writing to advertisers, will ensure prompt attention.



**COSSOR  
SPECIFIES T.C.C. IN FAMOUS  
"MELODY MAKER"**



THE proof of the pudding is in the eating." Not for nothing have the leading Radio technicians used T.C.C. Condensers in most of the successful Sets during recent years. Not for nothing have the foremost Set manufacturers followed suit. And now—not for nothing has Cossor specified T.C.C. Condensers for use in the famous "Melody Maker." The reason? Just that T.C.C. has been found, in use, to be the utterly dependable Condenser.

**T.C.C.  
Condensers**

Q T.C.C. Condensers come in all capacities—each one guaranteed up-to-the-hilt. Mansbridge from '005, 1/8 to 10 mfd., 18/6. Mica from '0001, 1/10 to '3 mfd., 21/6.

Telegraph Condenser Co. Ltd., Wales Farm Road, North Acton, London, W.3.

CA 1027

**COLOUR PERMANENCE—  
vital to the beauty of your set**

**EBONART PANELS  
RETAIN THEIR COLOUR AND  
BRILLIANCE INDEFINITELY**

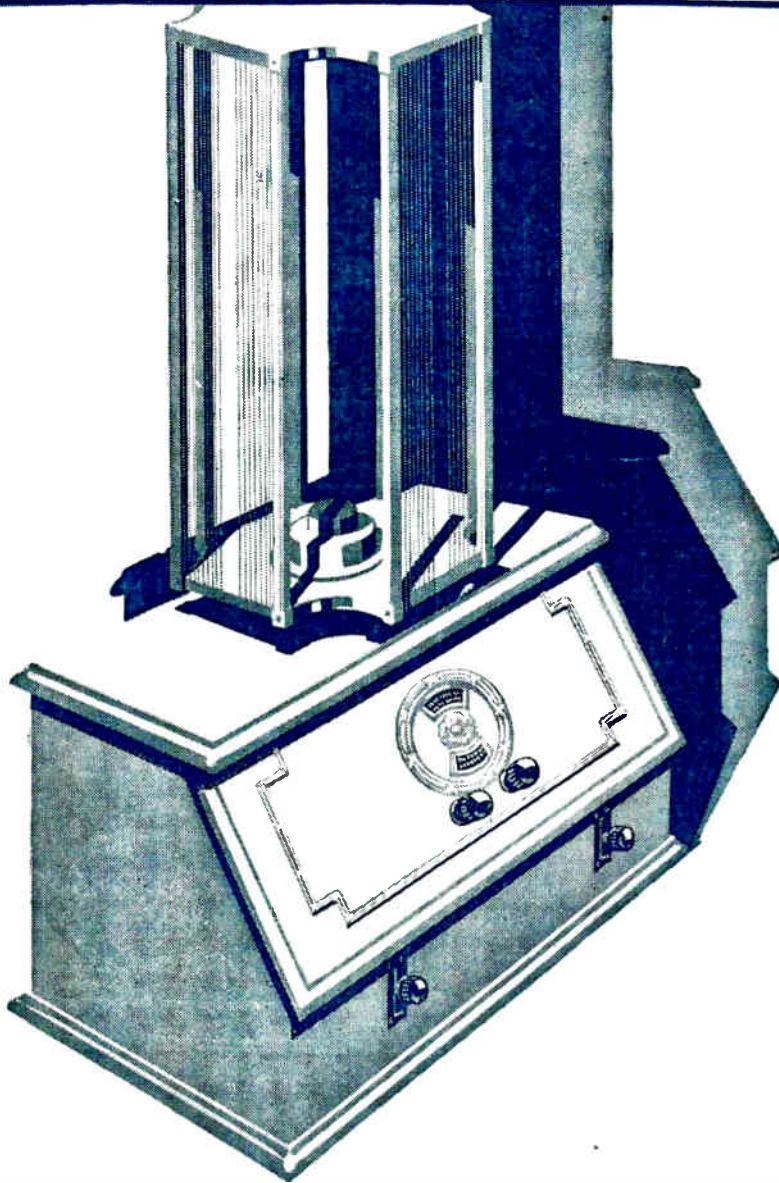
*The sealing of the structure of Ebonart by Redfern's exclusive process ensures this for you*

MAHOGANY GRAIN AND BLACK IN ALL STANDARD SIZES

REDFERN'S  
**Ebonart**  
NON-METALLIC SURFACE BRONITE  
RADIO PANELS

Your Dealer can supply you  
REDFERN'S RUBBER WORKS LIMITED, HYDE, CHESHIRE

# MARCONIPHONE



From the immense Marconiphone organisation comes a stream of inventions, minor as well as major, so that to them falls naturally the lead in wireless evolution.

## YOU GET MORE FROM MARCONIPHONE

The Marconiphone Super-Eight 8-valve receiver comes startlingly near to achieving the impossible ideal of perfection. There is only one Tuning Control and, as you turn it, signals from thousands of miles away are picked up and transformed into powerful crystal-clear tones.

Then there is the convenience of the Power Control (which you operate from your chair) and a host of other refinements which make the Super-Eight the most perfect of all receivers. May we send you our booklet No. 438? Receiver only, £53 0 0 (Royalty £6 5 0)

*The Marconiphone Company, Ltd., 210-212 Tottenham Court Road, W.1*

B.E.8

Printed for the Publishers, LILFE & SONS LTD., Dorset House, Tudor Street, London, E.C.4, by The Cornwall Press Ltd., Paris Garden, Stamford Street, London, S.E.1.

Colonial and Foreign Agents:  
UNITED STATES—The International News Co., 131, Varick Street, New York. FRANCE—W. H. Smith & Son, 248, Rue Rivoli, Paris; Hachette et Cie, Rue Réaumur, Paris.  
BELGIUM—W. H. Smith & Son, 78, Marche aux Herbes, Brussels. INDIA—A. H. Wheeler & Co., Bombay, Allahabad and Calcutta. SOUTH AFRICA—Central News Agency, Ltd.  
AUSTRALIA—Gordon & Gotch, Ltd., Melbourne (Victoria), Sydney (N.S.W.), Brisbane (Queensland), Adelaide (S.A.), Perth (W.A.) and Launceston (Tasmania).  
CANADA—The American News Co., Ltd., Toronto, Winnipeg, Vancouver, Montreal, Ottawa, St. John, Halifax, Hamilton; Gordon & Gotch, Ltd., Toronto; Imperial News Co., Toronto, Montreal, Winnipeg, Vancouver, Victoria. NEW ZEALAND—Gordon & Gotch, Ltd., Wellington, Auckland, Christchurch and Dunedin.