

shortwave magazine

JULY 1998 £2.75

BRITAIN'S BEST RADIO MAGAZINE

APPROVED AND REVIEWED AT LAST!

JW ON THE HOT NEW NRD-545



MODIFY YOUR PRO-50 SCANNER

VERTICAL ANTENNAS

all your Favourites inside





JRC NRD 345G

A cracking new receiver aimed at the Broadcast and Shortwave listener. JRC build some of the World's finest receivers and this is no exception. Designed to give clarity and interference free reception.

- AM synchronous detector
- Low noise PLL chip
- Wide dynamic range
- Sensitive receiver
- Noise blanker
- RS232 computer I/F
- 100 memories
- Clock/Timer functions
- Supplied d/w AC mains adaptor



ICOM 8500

Icom's TOP OF THE RANGE receiver! NEVADA are ICOM 'MAIN' DEALERS

- 100kHz - 2GHz
- 1000 memories
- RS 232 computer interface
- SSB, CW, FM, WFM, AM
- Audio filter
- IF Shift

ICOM PCR-1000

ICOM'S NEW COMPUTER RADIO SYSTEM

- 100kHz - 1300MHz
- All mode reception
- Plus LOTS MORE!

NEW
PCR OPTION
DSP UNIT
UT 106

£59.95

£319.00

PRICE MATCH



DRAKE SW2

A new low cost receiver with exceptional sensitivity, selectivity and dynamic range.

- 100kHz - 30MHz
- AM/SSB
- 100 memories
- Easy tuning
- Dual antenna inputs
- 12V DC operation

£419.95



YAESU FRG-100

This receiver provides solid coverage from 50kHz to 30MHz with all mode reception of AM, SSB and CW. 50 fully tunable memory channels store frequency, mode and filter selections. The FRG-100 has twin 12 hour and 24 hour programmable clocks with on timer and sleep timer. The set requires 12V DC.

FM option available - add £39

ROBERTS R861

SONY ICF-SW7600G

PRICE MATCH

£169.00



- SYNTHESISED RECEIVER FM STEREO/MW/LW/SW PLL
- 307 memories (261 in SW, 18 each in MW/FM, 9 in LW plus priority station)
 - ATS auto scan and preset in priority of signal strength in FM/MW/LW bands
 - E2 PROM for memory
 - FM stereo via earphones
 - 29 pages SW stations memory, 9 mems in every page
 - 8 characters for editing station name
 - Built-in 42 world cities time plus DST device
 - Battery & signal strength indicator

SPECIAL PURCHASE

£199.99
£120.00

PRICE MATCH

- PORTABLE SHORTWAVE RADIO
- Covers 153kHz - 30MHz
 - AM/SSB/CW & 87.6 - 108MHz FM
 - FM stereo via earphones
 - 10 key Direct Access Tuning
 - 22 Station presets
 - LCD display
 - Tone control
 - External antenna & record jacks
 - Clock/Timer with sleep & standby functions
 - Includes compact reel antenna & carrying case

YUPITERU *probably the* WORLD'S BEST SCANNER RANGE

YUPITERU MVT 3300EU

An exciting new handheld packed with features - but at a price you can afford! The receiver has "breathtaking performance" ensuring this set is destined to be a number one seller

- FREQUENCY: 66 - 88MHz 300 - 470MHz 108 - 170MHz 806 - 1000MHz
- MODES: AM/NFM
- STEPS: 5, 6.25, 10, 12.5, 25kHz
- MEMORIES: 200
- BAND MEMORIES: 10 (user re-programmable)
- PRIORITY CHANNELS: 10
- SCAN/SEARCH SPEED: 30 per sec
- POWER: Requires 4 x AA batteries
- SUPPLIED WITH: Antenna, Earpiece, Carrying Strap and built-in Desk Stand

PRICE MATCH

£179.95

YUPITERU MVT 7100 EU

Probably the most popular high end Scanner. It's easy to use and can receive just about anything going!

- 530kHz-1650MHz
- AM/FM/WFM/SSB/CW
- 1000 Memories
- C/w NiCads & charger

PRICE MATCH

£269.00



£395.00

YUPITERU MVT 9000 EU

Yupiteru's flagship model, with a range exceeding 2000MHz, a real time bandscope, twin VFO receiver, and a host of other features. EU version is especially designated by Yupiteru for the UK and Europe.

PRICE MATCH

We are proud to be authorised by YUPITERU Japan

TO DISTRIBUTE THEIR SCANNERS in the United Kingdom

Buy with the confidence of full after sales service supported directly from YUPITERU Japan

NEVADA®

- 189 London Road ● North End ● Portsmouth ● PO2 9AE
- E-MAIL info@nevada.co.uk ● <http://www.nevada.co.uk>

Retail & Mail Order 01705 662145 Facsimile 01705 690626



ALINCO DJ-X10E

- RECEIVES 100kHz - 2000MHz
- MULTI MODE RECEPTION
- 1200 MEMORY CHANNELS
- CHANNEL SCOPE SPECTRUM ANALYSER
- CHANNEL SCOPE PEAK SEARCH
- ADVANCED SCANNING FEATURES
- USER FRIENDLY FEATURES
- LARGE CLEAR ILLUMINATED DISPLAY
- TIMER FUNCTIONS
- BATTERY SAVE FACILITY
- SQUELCH CONTROL
- STYLISH CABINET WITH LARGE SPEAKER
- A SUPER SENSITIVE RECEIVER
- DUAL VFOs
- FACILITIES FOR CLONING ANOTHER SET
- BUILT IN 24 HOUR CLOCK
- DISPLAY - CONTRAST - CONTROL
- LOW BATTERY ALARM
- SWITCHABLE ATTENUATOR
- SELECTABLE CONTROL BEEP TONE
- KEYPAD LOCK CONTROL

PRICE MATCH

£295.00


DJ-X10E includes FREE




- MAINS DROP IN CHARGER
For easy and convenient use
- NICAD BATTERY PACK
4.8V DC 700mAh NiCad battery pack
- BELT CLIP
- CARRYING STRAP
- FLEXIBLE LOW PROFILE ANTENNA

OPTIONAL EXTRAS

- EBP-33N...Small size 650mAh NiCad...£39.95
- EBP-34N...Long life 1200mAh NiCad...£49.95
- ESC-29...Standard Soft Case...£7.95
- EBC-6...Mobile Mounting Bracket...£12.95
- EME-6...Earphone...£10.95



NEVADA

10 reasons
you 
NEVADA



Bearcat BEST VALUE!

UBC 120XLT

An Airband Handheld that's easy to use with TURBO SCAN and wide frequency coverage.

- 66-512MHz (with gaps)
- 100 memories
- Supplied c/w NiCads & charger

£129.95

UBC 220XLT

A Wideband Scanner covering Aircraft, Land Mobile and UHF Band. Easy to use with the famous Bearcat reliability and performance.

- 66-956MHz (with gaps)
- 200 Memories
- Supplied c/w NiCads & charger

£149.95



AOR AR8000

STILL the No1 seller!

- All mode FM, WFM, SSB, CW, AM
- 500kHz-1900MHz
- Computer control
- Data clone
- 1000 Memories
- C/w NiCads & charger

£299.00

ICOM IC-R10

- All mode - FM, WFM, SSB, CW, AM RX
- Newly designed 'BUSY CATCH SCAN'
- (0.5MHz - 1300MHz)
- 1000 memory channels
- VSC (Voice Scan Control)
- Full computer access capability
- Auto mode & tuning step
- 4 AA NiCads or 4.5-16V ex power supply

£259.00



NEW! AR-8200 SCANNER

JUST ARRIVING - CALL FOR DETAILS

- ♥ We offer FRIENDLY expert advice
- ♥ We will ENDEAVOUR to price match
- ♥ We hold LARGE stocks
- ♥ We offer SAME DAY despatch
- ♥ We give a NO-QUIBBLE guarantee
- ♥ We carry FULL SPARES BACK-UP
- ♥ We have IN-HOUSE SERVICE facilities
- ♥ We have been established 28 YEARS!
- ♥ All our SCANNERS are CE approved
- ♥ We ship worldwide - FAST!
- ♥ We are UK DISTRIBUTORS for YUPITERU, ALINCO and UNIDEN

DEALERS! - for further details contact
Phil Jeffery
in our TRADE DEPARTMENT
Phone: Intl (0044) 1705 698113
Fax: Intl (0044) 1705 690626



Got Opto? Now is the time to get it!

Innovative
Products
For A
Modern
Planet

Xplorer



Receivers

Xplorer Test Receiver:

- *30MHz - 2GHz
- *Two line LCD frequency display
- *Decode CTCSS, DCS, and DTMF
- *500 memories
- *1000 frequency lockout
- *Built-in PC interface
- *Capture 5 watt UHF signal from 800 feet

R11



R11 Test Receiver:

- *30MHz - 2GHz wide band receiver
- *Built-in speaker for instant audio demodulation
- *LED frequency range indication display
- *Reaction Tune with Scout
- *Capture 5 watt UHF signal from 500 feet
- *1000 frequency lockout

OS456/535



PC Control

OS456 / OS535:

Computer control scanning interface board for the popular RadioShack Pro 2005/6 and Pro 2035/42


Optolinx Universal Interface:

PC interface for downloading frequencies from Scout to a PC, or computer control the ICOM R7000, R7100, R8500, R9000, R10 and also the AOR AR8000. Use built-in data slicer circuit for use with Trunker® software. (Trunker® software not included with Optolinx)

Optolinx



Scout



Counters

Scout Frequency Recorder

- *10MHz - 1.4GHz
- *Stores 400 frequencies in memory
- *Reaction Tune the ICOM R7000, R7100, R8500, R9000, R10, and AOR 8000
- *10 digit LCD with signal strength bargraph
- *Vibrator and beeper alert mode

Cub, M1, 3000APlus:

Handheld frequency counters, all incorporating patented Digital Filter and Digital Auto Capture. All counters come with initial accuracy of +/- 1ppm. High impedance amplifiers standard on M1 and 3000APlus. Call for additional features on all three counters.

3000A+

M1

Cub



While on the job or just having fun, take along an Optoelectronics product and experience an entire world of wireless communications.

If you need to calibrate a radio oscillator or just find frequencies around town, you will always be prepared with an Optoelectronics product. Experience the performance of Test Receivers, Frequency Counters, and Computer Control interfaces as so many professional technicians and hobbyist alike have relied upon to get the job done.

WWW.
optoelectronics.
com

OPTOELECTRONICS®

5821 NE 14th Avenue • Ft. Lauderdale, FL 33334 EMail• sales@optoelectronics.com

HAYDON COMMUNICATIONS

132 High Street • Middlesex • HA8 7EL
Telephone: 0181•951•5781 Fax: 0181•951•5782

NEVADA COMMUNICATIONS

189 London Rd. • Portsmouth • Hampshire • PO2 9AE
Telephone: (01705) 662154 Fax: (01705) 690626

WATERS & STANTON ELECTRONICS

22 Main Rd. • Hockley • Essex • SS5 4QS
Telephone: (01702) 206835 Fax: (01702) 205843

short wave magazine

July 1998 Issue



Broadcast

- 10 Bandscan Europe
- 11 LM&S
- 17 Off The Record

Scanning Special

- 32 'PRO-Mods
Peter Julian G7PRO



features

- 21 AM - I disappointed?
John Wilson G3PCY
- 39 The Long & The Lat Of It
Godfrey Manning G4GLM
- 48 Vertical Respect
Joe Carr K4IPV
- 56 Listening The Lafayette Way
Ben Nock G4BXD

Cover Subject

Approved and reviewed
at last - the hot
new NRD-545!
Photo Craig Dyball

regular columns

Airband	72	Editorial	8	Rallies	5
Amateur Bands Round-up	63	Info in Orbit	80	Satellite TV News	75
Bandscan Europe	10	LM&S	11	Shackware	86
Book Profiles	60	MilAir	65	SSB Utility Listening	85
Book Reviews	44	Next Month	55	Subscription Offer	64
Book Store	88	Order Form	91	Trading Post	90
Communiqué	4	Propagation Extra	69	What's in PW	92
Decode	77	Propagation Forecast	68		
DXTV	70	QSL	9		

Vol. 56 Issue 7 July 1998
ISSN 0037-4261
ON SALE JUNE 25
Next issue on sale July 23

EDITOR:

Kevin Nice, G7TZC, BRS95787

NEWS AND PRODUCTION:

Zoë Crabb

ART EDITOR:

Steve Hunt

ASSISTANT ART EDITOR:

John Kitching

Editorial Consultant:

Dick Ganderton

EDITORIAL

Arrowsmith Court, Station Approach,

Broadstone,

Dorset BH18 8PW

Telephone: (01202) 659910

Facsimile: (01202) 659950

If you wish to send E-mail to anyone at SWM then our Internet domain name is:
pwpublishing.ltd.uk
Simply add the forename of the person you wish to contact. For example:

kevin@pwpublishing.ltd.uk

BOOKS, BACK ISSUES

& SUBSCRIPTIONS:

ALL ORDERS:

Michael Hurst (01202) 659930

(Out-of-hours service by answering machine)

ADVERTISEMENT DEPARTMENT
(Broadstone)

ADVERTISING SALES:

Chris Steadman MBIM

ADVERTISEMENT PRODUCTION:
Carol Trevarton

ADVERTISEMENT TYPESETTING:
Peter Eldrett

Telephone: (01202) 659920

Facsimile: (01202) 659950

ADVERTISING MANAGER:

Roger Hall G4TNT

PO Box 948, London SW6 2DS

Telephone: 0171-731 6222

Facsimile: 0171-384 1031

Mobile: (0585) 851385

© PW PUBLISHING LTD. 1998

Copyright in all drawings, photographs and articles published in *Short Wave Magazine* is fully protected and reproduction or imitation in whole or in part is expressly forbidden. All reasonable precautions are taken by *Short Wave Magazine* to ensure that the advice and data given to our readers is reliable. We cannot, however, guarantee it and we cannot accept legal responsibility for it. Prices are those current as we go to press. *Short Wave Magazine*, USPS No. 006996, is published monthly for £30 (UK) per year by PW Publishing Ltd., Arrowsmith Court, Station Approach, Broadstone, Dorset BH18 8PW, Second Class Postage paid at South Hackensack, Postmaster: Send USA address changes to Royal Mail International, c/o Yellowstone International, 2375 Pratt Boulevard, Elk Grove Village, IL 60007-5937.

DISCLAIMER. *Short Wave Magazine* wishes in no way to either condone, or encourage, listeners to monitor frequencies and services which are prohibited by law. We respectfully refer you all to both the Wireless Telegraphy Act 1949, and the Interception of Communications Act 1985. Some of the products offered for sale in advertisements in this magazine may have been obtained from abroad or from unauthorised sources. *Short Wave Magazine* advises readers contemplating mail order to enquire whether the products are suitable for use in the UK and have full after-sales back-up available. The Publishers of *Short Wave Magazine* wish to point out that it is the responsibility of readers to ascertain the legality or otherwise of items offered for sale by advertisers in this magazine.



Air Tattoo Competition Winners

The following readers have won tickets to the International Air Tattoo, which is being held over the weekend of 25-26th July 1998.



Mr I. Fairman, Swansea
J. Pluquet, Hampshire
Mr M. Andrews, W. Midlands
C.K. Usher, Essex
R. Mason, Bournemouth
Roy Medcalf, Warwick
Mr T.A. Ledger, W. Yorkshire
Reginald Featherstone, Nr. Sheffield
T.F. Minns, Dorset
Peter Charante, Roxburghshire
Mr M. Morley, Wolverhampton
I.N. Scott-Dunn, Cheshire
Frank Lowe, Wigan
Alan Mouldsdale, South Glos
Mr L.T. Burgess, Scotland

Well done and we hope you enjoy the show!

RAE Course

Interested in Amateur Radio?

Do you want to become a Radio Amateur and transmit your signals to other Radio Amateurs all over the world? Then now's the time to enrol for the Radio Amateurs Examination Course held at **Huntington School** in York on 1st July 1998.

The course will be held on Tuesday evenings, commencing on 15th September leading to the City & Guilds RAE in May 1999. The course tutor will be **Tony Skaife G4XIV** and he can be contacted for further details on **(01904) 330502**.



A BIG HIT!

The new AOR AR8200 hand-held scanner was a big hit at this year's Dayton Hamvention, with large crowds around the AOR stand. Pictured here is Phil Jeffery, Commercial Manager of **Nevada Communications**, who managed to get his hands on the radio before the show opened.

Phil commented "We believe this radio will quickly become the UK's most popular scanner, Nevada has ordered large quantities which should be arriving shortly". Judging from the reaction at Dayton, he could be right!

RADIO & TVDX NEWS

Less than wonderful news - though not unexpected - for TVDXers. The Spanish telecomms authorities in Madrid confirm that their terrestrial digital TV bill should be government approved by September '98 and that **all analogue TV transmissions will cease by 2010**. The present timetable suggests that by January '99 terrestrial digital TV will be reaching to 50% population, 70% in 2000 and 95% by 2008. The commercial channels Tele 5 and Antenna 3 will have to simulcast analogue/digital by April 2002 and Canal+ by April 2003.


The cellular press reports a recent court case where a motorist attended the Knightsbridge, London court for using a radar detector, the police claiming that such devices are illegal. The motorist

SMALL & POWERFUL! THE SL ONCORE GPS RECEIVER

The smallest Oncore GPS receiver available to date, the SL Oncore, has recently been launched by Motorola. The SL Oncore GPS receiver has been designed specifically for automotive OEMs and system integrators. Although measuring only 40 x 80 x 12.2mm and weighing just 22g, the new GPS receiver delivers maximum performance and configuration flexibility.

The GPS has been built using high speed Motorola Integrated Circuits and like all Motorola Oncore receivers, the SL Oncore also offers fast start up times, signal requisition in a split second, simultaneous eight satellite tracking capabilities (typically the most in view at any given time) and enhanced performance in environments such as built up areas or dense foliage.

The product is available with a bulkhead SMB antenna connector for mounting the receiver, which allows



the connector to extend through the system housing and eliminates the need for an expensive interconnecting cable within the housing. Additional options include a right-angled OSX antenna connector and a rechargeable/replaceable battery for retention of time, position and satellite data for rapid start ups.

If you would like to find out more about the Motorola GPS receivers, a full list of European Distributors can be obtained from **Tina Connolly at Motorola's Automotive, Components, Computer & Energy Sector, 27 Market Street, Maidenhead, Berkshire, Tel: +44 (0) 1628 763260, FAX: +44 (0) 1628 637059**.

challenged the police understanding of the law and learned evidence eventually ruled on the side of the motorist in that the radar device 'detected' transmissions rather than 'received' them, the radar device merely noting the existence of such transmissions.

Had the court decided the radar detector was illegal to use, so would the countless microwave oven leakage detectors found in repair shops and councils' environmental health departments have also been illegal to use! Lord Justice Simon Brown

community

and Mr. Justice Marice ruled that the radar detector devices are now covered by the Wireless Telegraphy Apparatus (Receivers) (Exemption) Regulations (SI 1989 No.123) and as such is law. Legislation will be required to change this ruling.

Australia will allow her three existing national commercial TV free-to-air channels freedom of competition when they open digital transmissions - at least until 2008 when a fourth network will be given access to the digital spectrum. HDTV is timetabled to open Jan 1, 2000, the situation and progress of digital/HDTV will be reviewed during 2005.

Though it's rare these days to see a test card on any UK TV network, Snell and Wilcox have been working alongside the UK broadcasters to produce a test card suitable for the digital era. And so Test Card M has appeared - with certain familiar component parts - which will provide suitable test and measurement of the transmission path to help maintain quality standards. Industry views are sought and the Test Card M may change slightly in the near future (is it M for MPEG?).

NEW DXTV CONVERTER

A completely restyled D-100 DXTV Converter is now available from HS Publications. Known as the *DE LUXE*, it is simple to operate and allows multi-system TV sound via an f.m. radio.

It has easy-to-read tuning scales calibrated in DX channels and covers virtually all v.h.f. and u.h.f. terrestrial frequencies, including special Russian and CIS channels in band II. However, its main feature is variable vision i.f. bandwidth reduction. A reduced bandwidth lifts the reception threshold thus helping to resolve weak signals that are normally lost in the noise when using a conventional TV with its inherently wide i.f. bandwidth.

Selectivity is improved too, thus helping to separate interleaved DX channels in Bands I and III. Automatic gain and i.f. bandwidth control maintains optimum picture definition when widely fluctuating signal strengths are encountered, for example, during Sporadic-E openings. It also includes an automatic band-scanning facility, which is useful when a Sporadic-E opening is imminent and there is even an output for an optional DX signal alarm module which emits a tone immediately reception occurs.

The new *D-100 DE LUXE* is available for **£149.95** (which includes a p.s.u. and UK postage). A leaflet giving full details of the converter is available by sending a stamped addressed envelope (or 2 IRCs) to: **HS Publications, 7 Epping Close, Derby DE22 4HR.**

A fully illustrated catalogue is also available, from the above address, costing 75p (UK stamps or 3 IRCs accepted) and gives full details of TV DXing, equipment, antennas, publications and videos. There is also a section devoted to TV nostalgia with details about various publications, videos and BBC Test Card music CDs.



The new D-100 DE LUXE DXTV Converter.

ASAPS V4.0 NOW AVAILABLE

As UK distributor of Advanced Stand Alone Prediction System (ASAPS), the professional grade h.f. propagation prediction program from IPS Radio and Space Services, Simon Collings announces a new version of this package. ASAPS continues to be available to UK customers at the new low price of £150 + £2.50 P&P. An upgrade from DOS v2.0 and any previous Windows version is only £21.50 + £2.50 P&P.

A demonstration of the package can be downloaded from the website or may be obtained on floppy disk by sending three 3.5in formatted floppy disks with return postage to:
Simon Collings, Radio Communications Consultant, 46 St Michaels Road, Cheltenham, Gloucestershire GL51 5RR, Tel/FAX: (01242) 514429, E-mail: simon.collings@cableinet.co.uk, Website: http://wkweb4.cableinet.co.uk/simon.collings

rallies

June 28: The Horncastle Rally is to be held at Horncastle Youth Centre. This Rally is held as a joint venture between the Youth Centre and the Fenland Repeater Group. The Rally is held on one level with very good access for disabled visitors. Food and drink is available, including the now legendary Horncastle Bacon Butties. Tables are only £2 for six foot table (bookable and payable in advance). Cheques should be made payable to the Horncastle Youth Club, sent to: Area Youth Office, **Cagthorpe, Horncastle, Lincs LN9 6HW.** Entry fee for customers is £1. Please call **Tony Nightingale G6CZV** on (01507) 522482 or E-mail Tony at: **antony.n@virgin.net** for further details.

July 5: The Harlow & District Amateur Radio Society are holding their Rally and Car Boot Sale (free entrance and parking) at a new and better venue, Mark Hall School, Harlow (A414), First Avenue. Tables inside £15, car boot plots, £7. For the best plots, book early! Talk-in on S22 & SU22. Morse tests on demand. **Len G7UUF** on (01279) 832700 or FAX on (01279) 864973 or E-mail: **len.brackstone@virgin.net**

July 5: The 9th York Radio Rally will be held in the Knavesmire Building, York Racecourse, York. Doors open at 1030 and admission is £1.50. Children accompanied with an adult go free and there is ample free car parking. There will be Amateur Radio, electronics and computers, Morse tests and repeater groups, refreshments and a licensed bar. Talk-in on S22. Further details from **Pat Trask G0DRF** on (01904) 628036.

July 12: The 18th Sussex Amateur Radio & Computer Fair will take place at the Brighton Race Course from 1030 to 1600. There will be free on-site parking and admission to the event is £2. The rally is one of the largest in the South of England with well over 100 trade stands covering Amateur Radio and CB radio, computer and electronics, etc. There is also a large Bring & Buy display area. Refreshments and bars at reasonable prices and a picnic area with views over the South Downs makes this a rally not to be missed! Further details on (01323) 485704.

July 19: The McMichael Mobile Rally will be held at the Haymill Youth & Community Centre, 112 Bumham Lane, Slough. Doors open at 1000. There will be trade stands, car boot sale, food and licensed facilities. Talk-in on S22. There will be disabled facilities also. **Dave Chislett** on (01628) 625720 or for

Annual Radio Rally

The **Milton Keynes Amateur Radio Society** are holding their Annual Radio Rally at Bletchley Park Museum on **Sunday 13 September 1998** starting at 9am. Entrance fee is £1 and as usual there will be full refreshments and all facilities, including Morse tests on demand, talk-in on 145.550 and 433.550MHz.

The Museum will be specially opened for those who wish to look around it and this will be at the extra charge of only £1. More details from **Dave G3ZPA** on (01908) 501310 or **Verdun G0RKV** on (01908) 672920.



Part of Bletchley Park Radio Rally outside the Mansion back in the summer of 1997.

information on bookings, ring 0118-972 3504.


July 26: The Colchester Radio & Computer Rally is to be held at St Helena School, Sheeppen Road, Colchester, adjacent to the Colchester bypass, Avenue of Remembrance. Doors open 1000 till 1600. There will be a wide range of radio and computer traders, amateur radio, car boot sale and a Bring & Buy. RSGB Morse Tests on demand - don't forget to bring two passport size photos. Admission is £1.50. There will be ample free parking and disabled parking which is adjacent to the entrance with full access for wheelchair users. Contact

Send your news to Zoë Crabb at the Editorial Offices


CONTINUED ON PAGE 7

New Editions

Now available from the **Danish Shortwave Club International (DSWCI)** are the new editions of the annual publications for



DXers, the **Tropical Bands Survey (TBS)**, edited in its 26th edition by DSWCI Chairman Anker Peterson and the **Clandestine Stations List (CSL)**,



now in its 14th revision, is edited by Finn Krone.

To obtain your copies, contact **DSWCI, c/o Bent Nielsen, Egekrogen 14, DK 3500 Vaerloese, Denmark**. Costs are: 50 DKK, 8 USD, 5 GBP, 13 DEM of 10 IRCs per issue. However, if a DX club orders a total of 20 copies or more, a 15% discount is given. Cash notes are accepted.

FREEDOM 10

The New Freedom 10 combination charger/inverter from **Merlin Equipment** is a complete power system in just one box! Designed for use in vehicles, boats, PV installations, remote locations and wherever mobile a.c. power is required, the Freedom 10 simply and silently converts 12 or 24V d.c. battery power to 230V a.c. mains electricity allowing the operation of computer, catering, communication audio visual, test and domestic equipment with the noise, hassle and expense of a generator. As soon as an outside source of power becomes available (i.e. a vehicle returns back to base) the unit automatically switches over to start charging the battery.

The highly efficient inverter utilises proven switchmode technology to provide up to 1kW of power continuously. However, appliances as large as 2kW can be operated for up to 10 minutes thanks to generous built-in surge capabilities.

Unlike most other combination charger/inverter units on the market, the Freedom 10's battery charger uses three stage charging techniques to ensure the batteries are charged in accordance to manufacturer's recommendations. These stages are



The Freedom 10 combination charger/inverter.

called bulk, absorption and float modes.

Installation of the unit is very straightforward. Just three main connections are needed: a.c. input, a.c. output and d.c. connections. Even 4m of heavy duty cable is supplied for direct connection to the battery bank. Prices start at just £799, which is considerably less than a standalone 50A three stage battery charger and 1000W inverter.

To find out more about the Freedom 10's advanced functions, why not contact them direct at **The Merlin Group, Unit 1 Hithercroft Court, Lupton Road, Wallingford, Oxfordshire OX10 9BT, Tel: (01491) 824333 or FAX: (01491) 824466.**

PACK THAT TRUNK WITH OPTO

It is with baited breath that the UK scanning community await the launch of two new offerings from Optoelectronics, the Floridian radio specialists. The OPTOTRAKKER and the OPTOCOM will allow enthusiast to monitor European trunked system. Something the disappointing Uniden BC235XLT failed to deliver since it only operated on the 800MHz band, which is fine for stateside traffic, but of little use in continental Europe.

Both Optoelectronics products allow the users to track Motorola systems. The OPTOTRAKKER is used in conjunction with a scanning receiver that allows computer control such as an AOR, Icom or suitably equipped Radio Shack unit. OPTOCOM is a high speed computer controlled receiver capable of scanning at a rate of 100 channels per second. Contained within, are the essential components of the OPTOTRAKKER allowing the

receiver to also perform the Motorola trunked system monitoring functions.

Both of forthcoming products will be available from the usual Optoelectronics outlets. More information can

be obtained from the web site at **www.optoelectronics.com** or via **Haydon Communications Tel: 0181-951 5781, Nevada Communications Tel: (01705) 690626, or Waters & Stanton Electronics Tel: (01702) 206835**. Keep a close eye on *SWM* for reviews of these products just as soon as they are released.



The OPTOTRAKKER operating with one of the many compatible scanners, the Icom R8500.

The OPTOCOM computer controlled scanner.



COMMUN

SMALL BUT PERFECTLY FORMED

Now available from Icom (UK) Ltd., specialists in the field of radio communications, is the IC-Q7, the latest hand-held 2m/70cm f.m. transceiver to excite even the most seasoned amateur operator. The tiny IC-Q7 is a 300mW r.f. output transceiver incorporating a wide band receiver covering 30 to 1300MHz and capable of reception in a.m., f.m. and w.b.f.m. modes.

This state-of-the-art product with its ultra compact and lightweight design fits neatly in the palm of a hand or in a shirt pocket allowing excellent freedom of movement. The IC-Q7 is the perfect choice for those who require local operation and at a cost of only £215, it represents

excellent value for money.

More information about the IC-Q7 is obtainable from **Icom (UK) Ltd., Sea Street, Herne Bay, Kent CT6 8LD, Tel: (01227) 741741, FAX: (01227) 741742, E-mail: icomsales@icomuk.co.uk**

RADIO AMATEUR AWARD

Communiqué have recently heard from **Roy Smyth G4ICBG**, who has taken over as the Award Manager for the 'Worked All GI' (WAGI) Award. So, what are the rules?

Well, here they are: **1)** the award is open to licensed amateurs and s.w.l.s (on a heard basis), **2)** all bands, 1.8 to 1296MHz, **3)** cards must be for valid contacts on or after 1st January 1979 (1-1-79), **4)**

contacts via terrestrial repeaters or with mobile stations are not valid for the award, **5)** the award will be endorsed as follows: A, mode, c.w., s.s.b., RTTY, mixed, etc., B, Band, h.f. or v.h.f. (but not a mixture of both and **6)** a check list of QSLs, set out in log form and certified by two licensed amateurs or photocopies of QSLs must be submitted with all applications. Do not send QSLs!

The costs are as follows: Europe £3.50 (10 IRCs), outside Europe £4, US\$7 or 12 IRCs. Payment to accompany all applications. Northern Ireland consists of six countries. These are: Antrim, Londonderry, Tyrone, Armagh, Down and Fermanagh. Please note that the city of Belfast is divided by the River Lagan into Co. Antrim and Co. Down.

Stations outside Europe require the following cards: two from each of Co. Antrim and Co. Down, one from each of the four remaining countries, making a total of eight cards.



A specimen of the Certificate.

DOUBLE CELEBRATION

TransMissioners, FEBA Radio's exciting initiative to encourage support for Christian Radio, recently had cause for a double celebration. Both its first anniversary and its 400th member! **TransMissioners** are a group of people who have joined together in helping thousands of people in Africa, Asia and the Middle East hear the Gospel by radio. **Mr W. Uwins** from Tunbridge Wells, became the 400th member to join **TransMissioners**.

Each month, members of **TransMissioners** support a different radio programme - in a different language - by prayer and giving. Members sponsor two minutes of broadcast time at £7 each month. Programmes in Arabic, Hindi, Tibetan and Swahili are some of those that have been supported over the last year.

A regular flow of information about programmes and listeners, helps members to be closely involved with what they're supporting. They are also kept up-to-date with news about programmes they have already supported, showing how God is changing lives through radio.

If you would like to know more about **TransMissioners**, please contact: **TransMissioners, FEBA Radio, Ivy Arch Road, Worthing, West Sussex BN14 8BX, Tel: (01903) 237281 (24 hours) or E-mail: reception@feba.org.uk**

Stations from Europe require the following cards: four from each of Co. Antrim and Co. Down, two from each of the remaining four countries, thus making a total of 16 cards.

Applications for the award should be forwarded to:

The Award Manager - WAGI, Roy Smyth G4ICBG, 58 Gilnahirk Road, Belfast, N. Ireland BT5 7DH.

FEEDBACK REDUCES PRICES

Feedback Instruments Ltd. can now supply the top quality Kenwood PAC and PAC-R regulated d.c. power supplies, extensively used by test engineers, universities, schools and electronics enthusiasts, at new, low prices, starting from as little as £122 for the PAC20-3. The range of six power supplies includes instruments with 20, 30 or 60V output at currents from 1 to 3A. All have low ripple and low noise characteristics, simultaneous setting and display of voltage and current with a 3 digit l.e.d. display for each and floating output terminals.

Four of the range - the PAC-R series - have remote control terminals on the rear panel, which can be used for the control of output voltage and current by external resistance or voltage. These PAC-R models also offer series/parallel operation, by which the output current can be increased by series operation and the output voltage by parallel operation, and a remote sensing terminal facility by which the PAC-R power supply allows monitoring of the voltage at the load to stabilise the output voltage at the load.

Engineers and enthusiasts interested in taking advantage of the new low prices can reach **Feedback Instruments** on **(01892) 653322**.

SMC OPEN DAY

We have just been informed that **SMC Ltd** will be holding their usual annual open day at their **Chandlers Ford HQ** Saturday 1st August. For more information Tel: **Ailsa** on **(01703) 251549**.

Send your news to Zoë Crabb at the Editorial Offices

rallies

David 2E1FRO on **(01206) 369226**.

July 26: The Rugby Radio Rally will take place at the BP Truckstop, A5 Watling Street, Nr Rugby. **Arthur MOASD** on **(01788) 550778** or **(0966) 433497**.

August 9: The Flight Refuelling ARS Hamfest 98 will take place at the Flight Refuelling Sports Centre, Merley, Wimborne, Dorset. The event will run from 1000 till 1700 and will include the usual mix of traders, a Bring & Buy, craft exhibitors, car boot sale and field events. Overnight camping facilities are available for Saturday 8th. Talk-in will be on S22. **Richard Hogan G4VCC** on **(01202) 691021**.

August 14: The Cockenzie & Port Seton Amateur Radio Club are holding their 5th Annual Radio Junk Night at the Cockenzie & Port Seton Community Centre, South Seton Park, Port Seton, East Lothian. Open from 1830 to 2130. Bring along your 'junk' and sell it yourself. Tables will be provided on a first come first served basis (no charge for the table). A raffle will be held at approx. 2100. Refreshments will also be available, and there is access for any disabled visitors. Entry fee is £1 for all persons. All money will be donated to the British Heart Foundation. Further details from **Bob Glasgow GM4UYZ @ GB7EDN** or telephone on **(01875) 811723**.

August 16: The 9th Great Eastern Radio & Computer Rally is to be held at Wallington Hall, Nr Kings Lynn. Doors open at 1000 (0945 for disabled visitors). The event will feature Amateur Radio, computer and electronic component exhibitors, a Bring & Buy, and lots more. Food and drink is served all day. Talk-in on S22. There is also ample free parking. For further details or trader information, contact **Ian G0BMS** on **(01553) 765614**.

August 16: The 3rd Cardiff Amateur Radio & Computer Fair will be held at The Star Sports & Recreation Centre, Splott, Cardiff. Doors open 1030 till 1500. **Stuart Robinson GW0WMT** on **(01222) 613070**.

August 16: The Stroud Radio Society Rally will be held at Archway School, Stroud, Glos. Doors open 1030 (1000 for disabled visitors). There will be a talk-in on S22 and admission is £1.50. There will also be a Bring & Buy. **Stuart G0GNM** on **(01453) 752411** or **Steve G7EUW** on **(01453) 758032**.

August 23: The Telford Rally will be held this year at the Telford International Centre. There will be major dealers, a flea market, Bring & Buy, all in purpose built exhibition halls with good disabled access and plenty of space to move around. There will be catering, Morse testing and good local attractions including the famous Ironbridge Gorge Museum. **Jim G8UJL** on **(01952) 684173** or **Tony MOAMP** on **(01743) 235619**, E-mail: **zeroamp@hotmail.com**

August 30: The Galashiels and DARS are holding their Open Day and Rally in the Volunteer Hall, St Johns Street, Galashiels, Scottish Borders from 1100 to 1600. There will be traders, refreshments, Bring & Buy, etc. **Jim GM7LUN** on **(01896) 850245** or packet @ **GB7JED**.

August 31: The Huntingdonshire Amateur Radio Rally Annual Bank Holiday Monday Rally is to be held at Emulf Community School, St Neots, Cambridgeshire (near Tesco Superstore on A428). Doors open 1000 to 1400 and admission is £1. There will be hot and cold refreshments available and a hall and car boot sale on handstanding. Talk-in on S22. **David Leech G7DIJ** on **(01480) 431333** (between 0900 and 2100).


ed's comments

The WEB We Weave

Many of you will be glad to know that we now have a web site - and I guess some of you won't.

The URL for our site is **www.pwpublishing.ltd.uk**

This takes you to the main contents page for both *SWM* and our sister magazine *PW*. Take a look, if you have Internet access, and let me have your comments. The site will be developed considerably over the coming months, so keep an eye on what's happening. It is possible, to contact us here in the Editorial Offices, buy books and subscribe via the site as well as checking out what's coming up in future issues.



QRZ de G7TZC

Hi there everybody. Welcome to the first issue of *Short Wave Magazine* with yours truly at the controls. First-off I'd like to thank Dick for all his efforts over the past 147 issues, what a great job he's done transforming an ailing amateur radio magazine into a very successful listeners' monthly compulsion. On a personal note I'd like to thank him for bringing me on board and hence, allowing me to sit here composing this editorial piece. I sincerely hope that I too can have the same magnitude of influence on the success of this prestigious listeners'

monthly bible - I certainly intend that I will!

It is now many years ago that a tender thirteen year old saved up for eight months, after having tinkered with many portable radios with 'short wave' coverage, to buy his first 'real' communications receiver.

I remember well writing to a then, regular advertiser

in *SWM*, the late Jack Tweedy, to ask what second-hand equipment he had available that was suitable for a keen fledgling s.w.l. Jack's prompt response had me visiting his 22 mile distant Woodhall Spa emporium to view the suggested radio. On offer, was a used, but clean Trio 9R59DE. It was love at first sight - Sold! Many radios, much encouragement, and lots of years later here I am. In a position that even that youthful, totally committed short wave enthusiast never imagined possible.

I owe great thanks to many people to mention but a few, my departed grandparents Frank and Olive for much enthusiasm and hobby related Christmas and birthday presents, my parents for so much patience and for allowing me to erect dubious antennas around the garden and fill their home with, "radio junk". In *PW* terms, my two Elmers, unfortunately both are now operating from that great shack in the sky, Tony G3JIN and Bob G3UNR, collectively they must have been blessed with the patience of Job as neither ever tired of my perpetual company and questions. Finally my school friends Chris Archer (now G4VFK) and David Dean for

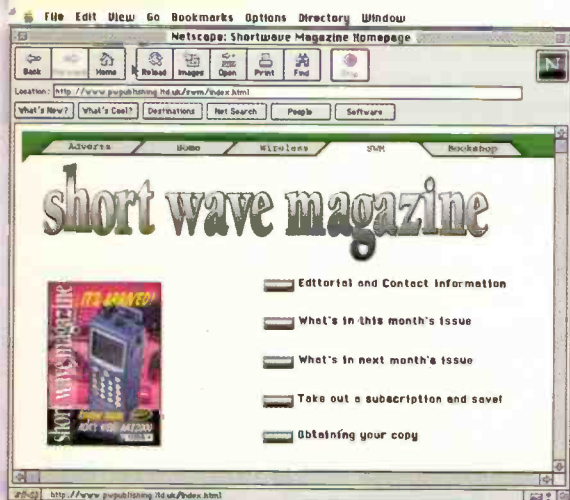
sharing interests and providing essential good honoured rivalry and companionship. Without these people I most definitely would not be the one writing this now.

Enough reminiscing, what of the future I hear you ask. Well I've always been a great believer of "if it ain't broke - don't fix it". This is very much the case with most of *Short Wave Magazine* so be assured that things won't be changing beyond all recognition. I do however believe that most things can be improved, and over the months you will see some changes taking place. Watch closely to what happens, please let me have your feedback - more on this subject in future issues.

Coming Up

I genuinely want to know what you, the reason for all our efforts, the readers actually think about *SWM*. To this end, there will be a Reader Survey included in August's issue. Please, please, please take the time to fill it in so that your views can be heard. As an additional incentive, I have organised a prize draw, with a first prize of both, an RF Systems' active antenna and a Yupiteru MVT-7100 scanner. So watch out for the August *SWM* and be heard! Broadcast listeners will also be delighted to know that the latest *Global Radio Guide* will also be included **free** to UK readers.

Kevin Nice



Dear Sir

I am writing to compliment you on the improvements to *SWM* over the last few months.

Reading the comments made by G.E.R. Denman and others in your Letters page, one might wonder what exactly they want from the magazine. Radio as a hobby is facing greater competition from other activities such as home computing and the Internet than ever, it also appears to me that the age of the average radio enthusiast is ever increasing. Unless 'new blood' is attracted to the hobby, in time it risks disappearing.

Unjustified whinging will only hurt an already ailing pastime. Reviewing out of production receivers is **not** a waste of time - there may be many readers who do not have the funds to afford a new piece of equipment, and who may manage to purchase a used receiver. We are not all old enough to remember when the likes of the RA17 were new!

I was attracted back into short wave listening about eighteen months ago after a gap of seven years. The reason for my return was *SWM*, I picked up a copy in WH Smiths and I was hooked.

I purchased a JRC NRD-345, built an a.t.u. and ran a 30m wire down the garden. Now I have just sat the RAE and I'm awaiting the result, the Morse test now beckons. The team at *SWM/PW* are responsible for this - many thanks!

I would suggest to those who still criticise the magazine's layout and colour scheme that they invest in a trip to the opticians (maybe it's those ageing eyes...!).

Hugh Neal

'Tony Palmer' - Radlo Caroline '90-92

Erith

Kent

Welcome back to the hobby Hugh - Ed.

Dear Sir

I read with interest B. Williams' account (*SWM*, June 1998) of his activity in the stated band of 1.610 to 1.705MHz. The services within that band are itemised in a free publication, RA306, from the Radiocommunications Agency, which lists services on all frequencies between 9kHz and 30MHz. A further publication, RA193, gives a brief description of the technicalities and usage of Cordless Phones in the UK, (1642 to 1782kHz in eight channels).

It is obvious that listening to these conversations is illegal (unless of course the eavesdropper is in possession of a Warrant issued on behalf of the Home Office). Confiscation of equipment used, huge fines and even imprisonment are the punishments that can be brought to bear.

Snooping by the ordinary person is common. No technical knowledge or a 'scanner' is required. Possession of the humble transistor radio is all that is needed. Tune to the h.f. end of the medium wave and there they are, ringing tones, dialling tones, conversations and the final buzz as another cordless 'phone is switched off. The cheaper the transistor radio, the wider the bandwidth, (and poorer i.f. image rejection - Ed.) the more chance of interception.

An article entitled 'Americans get the Snooping bug' was printed in the *Sunday Times* of 14th October 1990 and was the result of an interview between author Mike Graham and Steve Douglass (*Monitoring Times*). Within the text of the piece Graham remarks "Anyone with a cordless 'phone is fair game for Douglass and his ilk."

Douglass then raises the issue of Baby alarms. "People don't realise that having a baby monitor is like planting a bug in your own house for your neighbours' pleasure." The article ends with "Having a cordless 'phone nowadays is like

walking into a crowded theatre and yelling out all your personal and intimate details," said Douglass. "And believe me there is an audience out there just dying to hear about them."

But what is the difference between those who regularly monitor a telephone conversation of 'Joe Public' a few roads away and those who monitor transmissions from Acme Airways flying the Atlantic, or who use the latest in computer software to decode diplomatic traffic from the Embassy of another country? There is of course, no difference, these activities are illegal.

'Joe Public' is not likely to raise a complaint unless he finds out that you have been listening to his conversations and the air traffic control authorities know of s.w.l. activity and compound it by sending QSL cards.

If Diplomatic circles were concerned there might be some form of complaint, or with some regimes, a ricin pellet loaded umbrella poked into the thigh of the hapless short wave listener! This likelihood is remote. Any organisation with sensitive material to relay will encrypt and send by the most secure means at their disposal.

Commercially the cellular telephone has been a multi-million pound success. The early flaw was obvious. Scanner operators trawled away picking up conversations of pauper and royalty alike. Newspapers ran story lines about the interception of conversations for weeks on end. The banning of the import of Scanning receivers that could tune above 512MHz was suggested.

The reality was that the Scanners already available at that time could easily tune the cellular frequencies by selecting around 407MHz and just scanning through about 15MHz. All due to the design of the scanner r.f. and i.f. stages. A little trimming of the u.h.f. tuner of the redundant B&W TV also brought results of varying quality. A near microwave band was not needed.

The more astute service providers asked for something more secure. They got it in the form of digitised speech, now used on cellular telephones that outnumber the analogue types. They are only secure against casual listening. The dedicated, technical listener will attempt to demodulate the signals, whilst the security services have requested that the digitising and encoding is done only to a depth that they can easily break.

There was a court case, I recall, some years back involving a number of licensed radio amateurs who monitored certain v.h.f. frequencies and then discussed the results on the 2m band. It was reported, at length, in the *New Statesman* and even frequencies and call signs were listed. The accused were all found guilty and received fines totalling £10,000 plus loss of equipment.

Duncan Campbell, who penned the piece, stated the users and their frequencies. Whether that was the cause, or just a tightening up of security those users started employing deep encryption techniques and/or a change of frequency.

Surely the moral is that if you have to monitor disclose nothing to anyone, and keep your frequencies in your head. Does *SWM* intend to start an illegal intercepts column?

73 and good listening.

Paul Beaumont

Is there something you want to get off your chest? Do you have a problem fellow readers can solve? If so then drop a line to the Editor.

THE BEST LETTER WILL RECEIVE A £20 VOUCHER TO SPEND ON ANY SWM SERVICE.

TOP QSL

Dear Sir

I'll be sorry if *SWM* is ever limited to reviews of new equipment. In the 1970s I lived in London bedsits, never having outdoor aerials for my home-brew regenerative sets. Not ideal, but I had fun and learned a lot, often helped by *SWM*.

I'm still having fun, but these days with a longwire, my Eddystones and R210. I value these for what they let me do, rather than their vintage. Also, like John Wilson, for the simple pleasure of using them.

LM&S and G.E.R.

Denman's 'minority interest' propagation articles help me get the best from my rigs. They also help me get the best from brand new equipment. Please don't ditch these articles, or the technical reviews, as both are worth reading.

Dr S.M. Newstead

Nuneaton

Warks

As the old saying goes, "one man's meat is another man's poison". Diversity of interests is what makes not only this hobby, but the world too, varied and appealing. Long live differing opinions. Here at *SWM* we will continue to provide a broad coverage of radio related topics - Ed.

Dear Sir

I refer to the comments in the June issue of *Short Wave Magazine* regarding the Yupiteru MVT-9000 manual. As you may know, Nevada Communications have been authorised to distribute Yupiteru products in England since 1991. We purchase our products direct from the Yupiteru factory and, as such, all the scanners we import are supplied with an English manual printed directly by Yupiteru Industries in Japan - this manual appears to have none of the errors outlined by your readers.

We can, therefore, only assume that the manuals to which they refer have not been produced by Yupiteru Japan, but are possibly translations of the Japanese manual produced by third parties in England who have imported the scanners indirectly from the Japanese market. I am sending you a copy of the original Yupiteru manual by post so that you can compare. I am sure this information will be of interest to your readers.

Mike Devereux
Managing Director
Nevada Communications
Portsmouth

Does your manual look like this? Ed.



■ PETER SHORE c/o SWM EDITORIAL OFFICES, ARROWSMITH COURT, STATION APPROACH, BROADSTONE, DORSET BH18 8PW.

E-MAIL: petershore@pwpublishing.ltd.uk

Bandscan Europe

As I write this, Britain is engulfed in a molten mass of football mania, with Tesco, one of the country's leading supermarket chains, selling 40000 televisions costing £169.00 in the course of a single week. However, it's comforting to know that radio is still important in many people's minds. In fact, radio is currently so financially attractive that a group of entrepreneurs, led by former pirate radio man Paul Rusling, is behind a bid to launch a new long wave broadcasting station beaming programmes from the Isle of Man to the mainland.

It seems that the Manx government, the Tynwald, is being persuaded to licence 279kHz for a high-power station on the tiny island midway in the Irish Sea between Blackpool and Ireland. This frequency was allocated in the last round of international agreements to Belarus, but now the Isle of Man International Broadcasting Company has secured the rights to this channel.

But anyone wanting to start a high-power long wave station should study the workings of Atlantic 252, the long wave station in the Republic of Ireland which beams a menu of pop music to Britain. The Irish station had tremendous difficulty in getting the huge antennas needed for long wave sanctioned by the local authorities, and today has to spend more than £500000 each year on electricity alone.

Despite this, and similar problems affecting the proposed Radio Delta, a long wave operation to be based in the Netherlands, Rusling is someone who does not want to be defeated. He has assembled a team of financiers and broadcasters to put the Isle of Man on the international broadcasting map. Personally I am a little doubtful that we shall ever hear long wave signals from the island, but I am prepared to be proved wrong.

Difficult Discussions

BBC World Service is currently engaged in difficult discussions with Britain's Foreign Office - the international radio service's paymasters - over its budget. The BBC is seeking an increase of around £8 million in order to maintain its existing output and is threatening to cut complete language services if additional funding is not forthcoming.

The German language service is one which has been named as a likely candidate for closure, although this may be sabre rattling on the part of Bush

House strategists. Some years ago the Managing Director of BBC World Service said that the German service would remain on the air as long as the BBC has an f.m. transmitter in Berlin. That transmitter is still on the air, and its licence runs until well into the next century.

This September marks the 60th anniversary of the German service, and celebrations are being planned by Bush House staff. The mood at the parties will be very muted if indeed the German service is axed, just as the Finnish service was at the beginning of the year.

At the same time, BBC World Service is appealing to the government for funds to make some specialist television programmes to supplement its radio output. These programmes would be separate from the 24 hour-a-day television news service, BBC World. Instead they would be 30-minute programmes in languages like Russian, Korean and Azeri, and made available for airing in existing local and national television services in countries where those languages are spoken.

The BBC is clearly worried about the continued spread of television in some of its most important markets, and wants to fight to retain a foothold.

Digital Delivery

Swiss Radio International plans to drop its analogue satellite channels in favour of digital delivery during the next six months. This means that if you are listening to the 24 hour-a-day English-language service on Astra, you'll have to buy a new piece of equipment to receive something called ADR (Astra Digital Radio).

ADR has been promoted heavily in Germany for satellite radio listening and tens of stations are using this particular form of transmission. But outside German-speaking countries, penetration is all but non-existent. This could prove problematic for listeners initially, but provide a great incentive for dealers in the UK and elsewhere in Europe to sell the ADR receivers.

Uniquely in the international broadcasting world, Swiss Radio has started a process of consultation with its listeners on this proposed change. If you want to let SRI know your opinion, drop a line to **English Service, SRI, Giacomettistrasse 1, CH-3000 Bern 15, Switzerland**, or FAX: **+41 31 350 9569**.

Hotting Up

In Africa, things seem to be hotting up for satellite radio services. WorldSpace, an

entrepreneurial company based in Washington DC will launch the first of three digital radio satellites towards the end of this year. AfriStar will deliver digital-quality radio to a new generation of receivers on the ground, and two more African broadcasters have signed up to provide programming over this new system.

At the recent Africa Telecom event in Johannesburg, WorldSpace announced that both the Liberian Broadcasting System, the national broadcaster in Liberia, and Sanyu FM, Uganda's first private station, will be broadcasting via the WorldSpace system. Already announced are contracts with the Kenya Broadcasting Corporation and financial news provider Bloomberg.

There is still hesitation on the part of the big international broadcasters to sign with WorldSpace - the digital transmission system is proprietary (in other words the specification has not been released by the company) and there are doubts whether the satellite signal can be received in anything other than direct line-of-sight between the satellite and the receiver. This begs the question whether there is any advantage in buying one of the new WorldSpace receivers - which will retail at around US\$300 in the world's poorest continent - over investing in a fixed dish to receive the combined digital television and radio service offered by South Africa's MultiChoice direct-to-home operation.

Services Independent

I was pleased to learn that Rwanda is seeking to make its state-controlled radio and television services independent from the government. The Rwanda Office of Information is seeking consultants who will put together a plan to cut the staff numbers from 400 to 200 and make all the country's radio and television services self-funding through commercial ventures.

This is the first step towards making freedom of speech commonplace in Rwanda, which is still suffering after the blood letting of recent years. Sadly there is still a 'hate radio' on the air, probably beamed in from rebels in Tanzania, inciting more violence. The Voice of the Patriot seems to be an offspring of the infamous Radio Mille Collines which, in 1994, incited Rwandans to murder Tutsis and moderate Hutus.

Radio has been used to incite violence and murder in many places around the world - the example from Rwanda is particularly appalling. It is to be hoped that this latest hate station is soon silenced.

■ BRIAN ODDY G3FEX, THREE CORNERS, MERRYFIELD WAY, STORRINGTON, WEST SUSSEX RH20 4NS

LM&S

Hot sunny weather usually brings with it a number of thunderstorms and they can be a serious problem for anyone using an outdoor antenna. Apart from the danger of lightning during a storm, the raindrops carry an electrical charge which will be deposited on the antenna by any that land upon it. A very high potential will quickly build up unless there is a low resistance path between the antenna and earth.

To avoid this hazard always disconnect an external antenna from your receiver and effectively earth it when not in use - don't wait for a storm to arrive!

Long Wave Reports

Note: l.w. & m.w. frequencies in kHz; s.w. in MHz; Time in UTC (=GMT).

Unless otherwise stated, all logs were compiled during April.

The latest reports from **Bernard Curtis** (Stalbridge), **Sheila Hughes** (Morden) and **Bryan Keyte** (Gt.Bookham) indicate that the transmitter at Burg, Germany, on **261kHz** is now being frequently used to relay the BBC World Service! Much to his surprise, Brian noticed this at 2130UTC on April 11. The broadcast followed the same format as BBC 648. Bernard picked up a BBC programme on **261kHz** at 0940 and the station announcement in German followed at 1000. On the 21st Sheila heard the ident BBC World Service at 2130 and rated the transmission SINPO 33333.

The new Ríkisutvarpíð outlet at Gufuskalar, West Iceland, on **189kHz** was heard for the first time by Brian Keyte at midnight on the 12th. The 300kW transmission peaked 34343. This station was also logged at night by **Ernie Strong** in Ramsey, Cambs.

Particularly good reception of the Polskie R-1 broadcasts via the Raszyn reserve transmitter on **225kHz** was noted during the evening of the 25th by **David Stevenson** in Swansea. Until 2230 the signal rated SIO444.

Medium Wave Reports

The propagation of m.w. transmissions over transatlantic paths was found to be very poor during most nights in April by UK contributors to this section. On the 3rd **John Slater** (Scalloway, Shetland) picked up the broadcasts from two stations in St.John's, Newfoundland - VOXM on **590**, rated SIO222 at 0450UTC and CJYQ on **930** (SIO211 at 0500). At 0550 he heard CJCH in Halifax, Nova Scotia, on **920**, which was peaking SIO222. Better conditions on the 10th enabled him to receive WBBR in New York, NY on **1130** (SIO333 at 0540); WEEI Boston, MA on **850** (SIO333 at 0545); WBZ Boston, MA on **1030** (SIO222 at 0543); WINS New York, NY on **1010** (SIO333 at 0550); CJFX Antigonish, NS on **580** (SIO232 at 0552); also WNRB in Boston, MA on **1510** (SIO333 at 0555).

The broadcasts from WNRB in Boston on **1510** were used as a pointer to conditions by **Harry Richards** (Barton-upon-Humber). They were poor during April but on May 1st he logged their transmission as 24232 at 0350. He also heard WQEW in New York, NY on **1560**, which rated 23232 at 0350.

The sky waves from some m.w. stations in N.Africa, Europe, Russia and Scandinavia also reached our shores after dark. However, with the longer hours of daylight **George Millmore** (Wootton, IoW) noticed a general decline in the number of stations that could be received. By searching the band after midnight **Stephen & Michelle Jones** (Oswestry) were able to compile an interesting first list - see chart.

As the chart clearly shows, the ground waves from some m.w. local radio outlets reached quite distant places! In E.Bristol **Simon Hockenhuil** used a directional portable to listen to BBC Radio Gloucestershire via their new Bourton-on-the-Water outlet on **1413kHz** but so far he has been unable to detect the co-channel outlet at Berkley Heath.

Short Wave Reports

Much to the disappointment of some listeners the **25MHz (11m)** band remains unused at present.

In contrast, the **21MHz (13m)** band is much in use during the hours of daylight. In the morning the Voice of Turkey **21.715** (Tur to W.Asia, Australia 0500-1000) was rated 34423 at 0656 by **John Eaton** in Woking; RAI Rome **21.520** (It to Africa 0600-1300) 33333 at 0820 in Stalbridge; UAER, Abu Dhabi **21.630** (Ar to Far East 0400?-1300?) 55545 at 1000 by **Ernest Wiles** in NE.Bedford; RFI via Issoudun **21.620** (Fr to E.Africa 0900?-1500) 41144 at 1025 by **David Hall** in Morpeth; UAER, Dubai **21.605** (Eng to Eur 1030-1100) 55333 at 1031 by **Darren Beasley** in Bridgwater; RFI via Issoudun? **21.580** (Fr to S.Africa 0900-1600) 24332 at 1033 by **Rhoderick Illman** in Oxted; Vatican R, Italy **21.850** (Port, Sp to S.America 1100-1130) SIO322 at 1128 by **Philip Rambaut** in Macclesfield; BSKSA Saudi Arabia **21.495** (Ar (Holy Quran) to SE.Asia 0900-1200) 54454 at 1130 by **Robert Hughes** in Liverpool.

After mid-day DW via Kigali, Rwanda **21.695** (Fr to W.Africa 1200-1300) was noted as 44444 at 1250 by **Robert Connolly** in Kilkeel; Voice of Russia **21.760** (Eng [WS]) 44444 at 1330 in Morden; UAER, Dubai **21.605** (Eng to Eur 1330-1355) heard at 1345 by **Martin Goodey** in St.Mary's, Isles of Scilly; HCJB Quito, Ecuador **21.455** (Eng [u.s.b. + p.c.] to N/S.America 1100-1600) 15342 at 1346 by **Fred Pallant** in Storrington; RAI Rome **21.535/21.710** (It [Football]) to Lat Amer, Africa 1330-1700, Sun only) 34333 at 1400 by **Eddie McKeown** in Newry; BBC via Cyprus **21.470** (Eng to E.Africa 1400-1700) 35343 at 1530 in E.Bristol; BBC via Ascension Is **21.660** (Eng to W/E.S.Africa 1100-1700) 35553 at 1610 by **John Parry** in Larnaca, Cyprus; WYFR via Okeechobee, USA **21.525** (Eng, Fr, Port to Eur, Africa 1600-2000) 24222 at 1945 by **Thomas Williams** in Truro; HCJB Quito, Ecuador **21.455** (Eng [u.s.b. + p.c.] to Eur 1900-2200) 25542 at 2000 by **Ross Lockley** in Galashiels; R.For Peace Int, Costa Rica **21.465** (Eng to USA?) 44444 at 2130 by **Bill Griffith** while in Allentown PA, USA.

In the **17MHz (16m)** band R.Australia via Shepparton **17.750** (Eng to Asia 0600-0900) was received with fading at 0730 in St.Mary's, IoS; Africa No.1, Gabon **17.630** (Fr to W.Africa 0700-1100, 1200-1600) was 32233 at 0845 in Morpeth; R.Austria Int via Moosbrunn **17.870** (Eng, Ger to Australasia 0930-1030) 24433 at 0945 in Oxted; AIR via Bangalore **17.387** (Eng to Pacific areas 1000-1100) 34233 at 1004 in Newry; R.Pakistan, Islamabad **17.835** (Eng to Eur 1100-1120) 54444 at 1107 by **Chris Shorten** in Norwich; R.Bulgaria, Sofia **17.585** (Eng to Eur 1100-1200) 55555 at 1145 in Liverpool.

During the afternoon the BBC via Ascension Is **17.830** (Eng to W/C.Africa 0730-2100) was rated 54554 at 1305 by **Bill Griffith** in Flic-en-Flac, W.Mauritius & 33333 at 2040 in Stalbridge; BBC via Skelton & Woofferton, UK **17.640** (Eng to E.Eur, M.East, E.Africa 0700-1500) 54434 at 1412 by **Tony Hall** in Freshwater Bay, IoW; Israel R, Jerusalem **17.535** (Eng to Eur, N.America 1400-1430) 44444 at 1415 by **Vera Brindley** in Woodhall Spa; BBC via Antigua, W.Indies **17.840** (Eng to S/C.America 1400-1700) 33333 at 1440 in Kilkeel; VOA via Morocco 17.895 (Eng to Africa 1600-1900) SIO444 at 1630 by **Tom Smyth** in Co.Fermanagh; R.Prague, Czech Rep **17.485** (Eng to Eur, E.Africa 1700-1727) 44444 at 1705 by **Vic Prier** in Colyton.

Later, R.Nederlands via Bonaire, Ned Antilles **17.605** (Eng to Africa 1830-2025) was noted as 55444 at 1952 by **Clare Pinder** in

LONG WAVE CHART

Freq (kHz)	Station	Country	Power (kW)	Listener
153	Bechar	Algeria	1000	*
153	Donebach DLF	Germany	500	B,C,D,E,H,I*,J,K*,L*
162	Allouis	France	2000	B,C,D,E,G*,H,I*,J,K*,L*
171	Nador Medi-1	Morocco	2000	I*,L*
171	B'shakovo etc	Russia	1200	B,C,E,H,I*,K*,L*
171	L'vov	Ukraine	500	E*
177	Dranienburg	Germany	750	B,C,E*,H,I*,J,K*,L*
183	Saarouis	Germany	2000	B,C,D,E,G*,H,I*,J,K*,L*
189	Gufuskalar	W.Iceland	150	F*,L*
198	Droitwich BBC	UK	500	B,D,E,H,J,K,L*
207	Munich DLF	Germany	500	B,C,D,E*,G*,H,I*,J,K*,L*
207	Azilal	Morocco	800	E*,I*,L*
216	Roumoules RMC	S.France	1400	B,C,D,E,G*,H,I*,J,K*,L*
225	Raszyn Resv	Poland	?	B,E*,G*,H*,K*,L*
234	Beidweiler	Luxembourg	2000	B,C,D,E,G*,H,I*,J,K*,L*
243	Kalundborg	Denmark	300	B,C,D,E,G*,H,I,L*
252	Tipaza	Algeria	1500	E*,J*,K*
252	Atlantic 252	S.Ireland	500	B,C,D,E*,H,I*,J,K,L*
261	Burg(R.Ropa)	Germany	200	A,C,E*,F*,H,I*,L*
261	Taldom Moscow	Russia	2500	L*
270	Topolna	Czech Rep	1500	E*,H,I,L*
279	Sasnovy	Belarus	500	E*,I*,L*

Note: Entries marked * were logged during darkness. All other entries were logged during daylight or at dawn/dusk.

Listeners:-

- (A) Bernard Curtis, Stalbridge.
- (B) Martin Dale, Stockport.
- (C) John Eaton, Woking.
- (D) Simon Hockenhuil, E.Bristol.
- (E) Sheila Hughes, Morden.
- (F) Brian Keyte, Gt.Bookham.
- (G) Eddie McKeown, Newry.
- (H) George Millmore, Wootton, IoW.
- (I) Fred Pallant, Storrington.
- (J) Tom Smyth, Co.Fermanagh.
- (K) David Stevenson, Swansea.
- (L) Ernie Strong, Ramsey, Cambs.



Waters & Stanton PLC

22, Main Road, Hockley, Essex. SS5 4QS
Open Monday - Saturday 9.00am to 5.30pm

Free-Phone Order Line 0500 73 73 88

E-mail: sales@wspc.demon.co.uk
Web: http://www.waters-and-stanton.co.uk



Not just a catalogue!

" - - the definitive colour guide to everything to do with Ham Radio"

176 pages crammed with products, some you have never before see advertised. £2.95 plus £1 postage.
Pay by credit card or cheque

Orders: 0500 737388
01702 206835
Enquiries: 01702 206835
01702 204965
FAX: 01702 205843
E-mail: sales@wspc.demon.co.uk

Open Mon-Sat 9.00AM - 5.30PM

MVT-7000 Scanner Special



Save £70!
Was £249.95

Now £179.95

- * 100kHz - 1300MHz
- * WFM, NFM, AM
- * 200 Memories in 10 banks
- * 20 channels per second speed
- * Programmable Steps
- * Illuminated Display
- * Audio and Carrier Search
- * Signal Strength meter
- * RF attenuator switch
- * Ni-cads and AC charger

Your chance to purchase this popular Yupiteru scanner at a very special price. Full UK warranty included.

Limited Stock!

Universal Power Supplies

All are regulated and have switched outputs. Don't pay silly money for power supplies - these are really great value.

WPS-240

AC240v @ 1 Amp
DC 3, 6, 9, 12V

£16.95



WPS-312

Cigar 13.8V input
DC out 1.5, 3, 4.5, 6, 7.5, 9, 12V

£9.95



W-10AM

24V AC Input
10 Amps Continuous
Variable 3 - 15 Volts

£59.95



NEW

£329.95



Garmin GPS-III

With complete moving map of the UK & Europe

The new GPS-III is loaded with a moving map covering millions of miles of motorways, ordinary roads, railways, rivers and shorelines. 12 channel receiver means fast positioning from switch-on, and the display width can be zoomed to cover from 500ft to 5,000 miles. Sit the GPS-III on the dashboard and watch your progress as you travel. Display rotates vertical or horizontal. We have the latest UK version in stock now.

New AR-8200 Scanner



Read AOR's Advert
Then Check OUR PRICE!

£399

Phone

- * 100kHz - 2040MHz
- * Includes 8.33kHz steps
- * 7 modes inc. FM AM SSB
- * Super Narrow FM for 12.5kHz
- * 1000 Memories
- * Auto "birdie" cancellation
- * Optional Plug-in Memory cards
- * Preselector VHF Front-end
- * Improved short wave reception
- * Pug-in MW Bar Antenna
- * Scan rate 37ch per second.

SCOOP PURCHASE! £149!



Limited Stock

Realistic DX-394 Short Wave Receiver

- * 150kHz - 29.999MHz * AM LSB USB CW * AC Mains supply built-in * External 12V socket * Whip antenna supplied * External SO-239 antenna socket * Built-in speaker * S-meter * 100Hz steps * Fine tuning control for SSB * Digital display * Pre-set broadcast bands * Built-in clock and timer * Alarm * Dimmer * RF gain * Noise blanker * 160 Memories * Temporary memo storage * Dial lock * 20dB attenuator There's much more.

AR-7030 PLUS Anniversary Edition
Whilst Stock Lasts!



£899.95

- * 0 - 32MHz * SSB CW AM FM Data * AM Synchronous * 100 Memories * 4 filters fitted * Switched Pre-amp * Passband tuning * Enhanced AGC * Noise spike compression * Six level attenuator * Bar S-meter * AC adaptor included

AR-7030 Standard model £694.95

WPR-2 Transforms your scanner

WATSON £49.95

- * 500kHz - 30MHz
- * 6 Bands
- * SO-239 input/output
- * Size 84 x 55 x 60mm



No scanner works well on short wave when you simply connect a long wire to the antenna socket. All you hear is mush and a few of the very strong signals. Connect this unit between your antenna wire and your scanner. Then adjust it for best response and hear signals you never new existed!! Full money-back warranty

Short Wave International Frequency handbook

Complete list of frequencies with station details, call signs, times and locations. Military, aviation & marine. Thousands of entries - Money-back guarantee.



176 Pages

£12.95

plus £1.50 Postage

AOR-5000

PRICE DOWN

£1199



AOR 5000 Plus £1399

- * 10kHz - 2.6GHz
- * SSB CW FM AM
- * 1000 Memories
- * 2100 Pass channels
- * 5 Independent VFOs
- * Alphanumeric
- * 6 IF bandwidths
- * 45 ch. per sec. scan
- * Duplex monitor mode
- * RS-232 Port

ICOM ICR-8500

£1549



- * 100kHz - 2GHz
- * SSB CW FM WFM AM
- * 1000 Memories
- * 4 IF Bandwidths
- * Alphanumeric display
- * Analogue S-meter
- * RS-232 interface
- * IF shift & Audio filter
- * Keypad entry option
- * Min tuning step 10Hz
- * 12V DC supply
- * Windows software £49.95

Fairhaven RD-500 20kHz - 1.75GHz £799.95



The new Fairhaven RD-500 offers you wide band coverage on all modes SSB - CW - FM AM. The enormous memory capacity and alphanumeric display enables you to build up a very comprehensive data base of stations.

WATSON

WAT-2 Short Wave ATU

£69.95

- * 500kHz - 30MHz
- * 6 Band Positions
- * "Q" Control
- * Long wire systems
- * Coax feed systems
- * SO-239 output
- * Size 84x55x60mm



We can supply any ham radio item - phone for deal

Save £££s.. on Batteries **New Sun Visor Speaker**



£13.99

- Rechargeable Alkaline
- 1.5V cells
- No memory effects
- Charging mid cycle is OK
- 5 year charge shelf life
- 3 times capacity of ni-cads
- Very low cost

Price Down

This is a brand new technology which has major advantages over ni-cads. Now you get a 1.5v cell that will hold its charge for up to 5 years and has 3 times the current capacity of normal ni-cads. We are offering these at a very special price direct from Canada. In stock. Starter Kit comprising 4 x AA and AC charger **£13.99**
 4 x AA cells - fully charged **£5.95**
 8 x AA cells - fully charged **£10.99**
 4 x AAA cells - fully charged **£6.25**

WATSON Active GPS Antenna **£39.95**



- 1.6GHz GPS ant.
- Low profile for car use.
- Magnetic mount design
- 6dB gain design
- Guarantees improved range
- BNC terminated coax.
- OK for Garmin etc.

AOR AR-8000 Scanner



£269.95

Price Match

- 500kHz - 1900MHz
- WFM, NFM, SSB, AM
- 1000 Memory Channels
- 20 Search Banks
- 30 ch. per second search
- Band Scope Display
- Password Protect
- Computer control outlet
- Signal Strength meter
- Illuminated Display
- Programmable Steps
- Ni-cads and AC charger.

MVT-7100 Scanner

- 100kHz - 1650MHz
- NFM, WFM, SSB, AM
- 1000 Memories
- Signal Strength Meter
- Illuminated keypad - display
- 500 Ch. pass memories
- 30 Ch. per second speed
- Unique mode scan
- Ni-cads & AC Charger

£249.95

Price Match



Price Match

Yupiteru MVT-9000 £389

Not all versions are - buy from us and be confident - of legal UK stock!!

- 530kHz to 2039MHz
- 1000 Alphanumeric Memories
- Duplex monitoring & tracking
- USB LSB CW AM FM
- Channel spectrum scope
- Blistering scanning speed
- Good performer on the SW bands
- Totally programmable
- Multiple tuning steps
- Extremely sensitive front-end
- Good strong signal performance
- Includes AC charger and Ni-cads

Electronics Active HF Antenna



£69.95

This portable active antenna covers 300kHz - 30MHz and also provides adjustable front-end selectivity. Ideal for use indoors and outside portable operation, it is the answer to those looking for a compact antenna system for short wave work.

24 Hour Digital WallClock £34.95

+ Temperature & Date

- 265mm diameter
- 24/12 hours LCD
- 55mm digits
- date - day - month
- Celsius / Fahrenheit
- 2 x AAA cells

Available End of March



SP-2000 £19.95

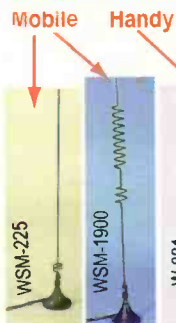
What better place to put a speaker. Clips easily onto any sun visor. Robust built-in aircraft-style speaker with panel volume control. Supplied with 5m cable fitted 3.5mm plug.



Long Wire Balun £22.95

The sure way to improve your reception. Just connect between your long wire and receiver

Scanning Antennas



Aeronautical, Marine Emergency Services

- W-881 Super gainer
- 25 - 1900MHz BNC
- 1cm long **£19.95**
- VSM-1900 Mobile
- Mini magnet antenna
- 25 - 1900MHz plus cable fitted BNC **£29.95**
- VSM-225 Airband Mobile
- Mini magnet antenna
- HF/UHF airband plus cable fitted BNC **£29.95**

AT-2000 Listener ATU £99.95

For the very best in ATUs the AT-2000 has to be the choice. Hundreds in use around the UK - it's the best.



MFJ-784B DSP filter £239.95



- Works with any receiver or transceiver
- This filter is fully programmable with memories
- 16 factory pre-set positions for easy use
- Plugs directly into the headphone socket
- Drives speaker or headset to good volume
- Requires 12v DC at approx. 500mA.

New NRD-545 Receiver £1595



- 0.30MHz * SSB AM FM * DSP Filter
- Extensive filtering * Notch filter * Noise Blanker * Huge memory capacity * Pass Band Tuning * Our usual 10-day approval

OptoElectronics Scout £349.95

- 10MHz - 1.4GHz
- 400 Memories
- 255 hits record
- Auto store/recall
- Interfaces with AR-8000
- Ni-cads and charger



WATSON FC-130 Counter £79.95

This new model has a wide frequency range and is powered by internal ni-cads. External BNC socket with aerial makes it very sensitive. Supplied with AC charger, it is very well built. Don't be fooled by the price!

QS-400 £9.95 Mobile Mount

- Mounts handy or GPS on dash grill
- The safe way to go mobile
- Quick release feature.
- Doesn't use nasty adhesive!

NEW

ICOM PCR-1000

+ FREE ACARS Software!



NEW DSP Module £59.95

10kHz to 1300MHz SSB FM AM computer receiver. The remote black box plugs directly into your PC. Because it can be positioned remotely from the PC, there is no problem with interference. This is the next generation of receivers - here now! Its performance knocked our socks off.

NEW DSP version £369.95
Offer ends 6th April, 1998

WATSON Hunter Counter



£59.95

Amazing Price

- 10MHz-3GHz
- 8 Digit Display
- Battery Save
- Hold button
- 6hr batt. life
- Ni-cads
- Charger
- Antenna

Yaesu FRG-100

Plus FREE Power Supply



£419.95

Probably one of the most underrated receivers on the market. It covers the complete short wave spectrum and performs better than anything else in this price bracket. With our 10-day approval you can't go wrong! Runs from 12V. Suitable matching power supply £44.95.

ICOM IC-R10



£295

Save £80!

- 500kHz - 1300MHz
- NFM, WFM, AM, SSB
- 14 tuning steps
- 1000 Memories
- Multi scan modes
- Real-time band scope
- Noise blanker
- bypass memories
- Inc. Ni-cad & Charger

WATSON

WMM-1 Multimode Modem

- Packet, AMTOR, CW
- SSTV, Fax, RTTY
- NAVTEX, SYNOP
- Transmit and receive

- Needs PC 286 or better
- Includes software
- No external power required
- Connects to RS-232

£69.95



TROPICAL BANDS CHART

Table with columns: Freq (MHz), Station, Country, UTC, DXer. Multiple columns of station data are listed, including frequencies and call signs for various tropical regions.

1900-2000) 54444 at 1958 in Plymouth; VOIRI Tehran, Iran 9.022 (Eng to Eur 1930-2030) 45534 at 2000 in Colyton; Voice of Greece, Athens 9.425 (Gr to Eur 1800?2050) 34444 at 2042 in Stockport; BBC via Skelton, UK 9.410 (Eng to Eur, N/C.Africa 0300-0830, 1130-2230) 54444 at 2044 in Kirkby Stephen; R.Ukraine Int, Kiev 9.550 (Eng to Eur 2100-2200) 44344 at 2100 in Woodhall Spa; R.Romania Int, Bucharest 9.690 (Eng to Eur 2100-2156) 34433 at 2100 in Galashiels. Later, WEWN Birmingham, USA 9.975 (Eng to Eur 2200-0000) was 34333 at 2200 in Morden; AIR via Aligarh? 9.950 (Hi, Eng 1745-2230) 54323 at 2226 in Woking; VOA via Thailand 9.705 (Eng to S.Asia 2200-0000) 32322 at 2325 in Kilkree; RCI via Sackville 9.755 (Eng [CBC progs] to USA, Caribbean 2200-0300) 35434 at 2350 in E.Bristol.

Logged in the 7MHz (41m) band during the morning were VOA via Woofferton, UK 7.170 (Eng to Eur, N.Africa 0400-0700), rated SIO322 at 0600 in Co.Fermanagh; WJCR Upton, USA 7.490 (Eng to E.USA 24hrs) 24322 at 0610 in Galashiels; R.Japan via Woofferton, UK 7.230 (Jap, Eng to E.Eur 0500-0700) 44444 at 0655 in Herstmonceux; R.Prague, Czech Rep 7.345 (Eng to Eur 0700-0727) SIO333 at 0722 in N.Bristol; R.Vlaanderen Int, Belgium 7.290 (Eng to Eur, Australia, S.America 0730-0755) 33233 at 0735 in Appleby; RFPI Costa Rica 7.385 (Eng 24hrs) 35433 at 0807 in Guildford; KTBN via Salt Lake City 7.510 (Eng to N.America 0000-1600) 32222 at 0835 in Stalbridge; AWR via Forli, Italy 7.230 (Eng to Eur 0900-1000) 54444 at 0944 in Plymouth; Sudwestfunk via Rohrdorf 7.265 (Ger to Eur 24hrs) SIO333 at 1155 in Woking.

After mid-day, R.Vlaanderen Int, Belgium 7.290 (Eng to Eur 1630-1655) was 45444 at 1634 in Bridgewater; R.Nederlands via Madagascar 7.120 (Eng to S/E.W.Africa 1730-2025) 44434 at 1750 in Colyton; R.Thailand via Udon Thani 7.210 (Eng to Eur 1900-1958) 32322 at 1903 in Morpeth; VOA via Selebi-Phikwe, Botswana 7.415 (Eng to Africa 1800-2230) 33232 at 2000 in Liverpool; BBC via Skelton 7.325 (Eng to Eur 2000-2230) 55555 at 2004 in Kirkby Stephen; Voice of Nigeria, Ikorodu 7.255 (Eng to W.Africa 1900-2100) 33453 at 2015 in Storrington; RCI via Skelton, UK 7.235 (Eng to Eur, Africa 2000-2130) 45444 at 2025 in Woodhall Spa; VOIRI Tehran 7.260 (Eng to Eur, M.East 1930-2028) 22222 at 2028 in Truro; Voice of Greece, Athens 7.450 (Gr to Eur 1800-2050) 33333 at 2042 in Stockport; R.Ukraine Int, Kiev 7.180 (Eng to Eur 2100-2200) 44333 at 2100 in Morden; Voice of Turkey, Ankara 7.190 (Eng to Eur, USA 2200-2300) 55334 at 2210 in E.Bristol; R.Corp of Singapore 7.170 (Tam to Asia 2100-1800) 33322 at 2245 in Kilkree. Many of the broadcasts in the 6MHz (49m) band are intended

for European listeners. Some come from R.Japan via Skelton, UK 5.975 (Eng 0600-0700) 55555 at 0655 in Herstmonceux; R.Austria Int via Moosbrunn 6.155 (Eng 0730-0800) SIO444 at 0733 in N.Bristol; WEWN Birmingham, USA 5.825 (Eng 0000-1000, also to USA) 55555 at 0805 in NE.Bedford; SRI via Lenk 6.165 (Eng, Fr, Ger, It 0400-1930) 34443 at 1000 in Dudley; R.Nederlands via Julich 6.045 (Eng 1030-1225) 33333 at 1118 in Plymouth; Deutschland R. Berlin 6.005 (Ger to Eur 24hrs) 54323 at 1350 in Woking; R.Prague, Czech Rep. 5.930 (Eng 1700-1727, also to M.East, N.Africa) SIO444 at 1700 in Co.Fermanagh; R.Slovakia Int 6.055 (Eng 1830-1857) 44444 at 1830 in Scalloway; Bayerischer Rundfunk, Germany 6.085 (Ger 24hrs) 54444 at 1945 in Liverpool; Polish R, Warsaw 6.095 (Eng 1930-2030) 43333 at 1950 in Morden; R.Finland via Pori 6.135 (Eng 2000-2030) 54444 at 2000 in Galashiels; RCI via Skelton, UK 5.995 (Fr, Eng 1900-2100, also to M.East, N.Africa) 44444 at 2005 in Oxted; China R.Int via Russia? 6.950 (Ger, Eng 1900-2157) 54444 at 2110 in Norwich; R.Pyongyang, Korea 6.575 (Eng 2100-2155) heard at 2130 in St.Mary's, IoS; R.Sweden via Horby 6.065 (Eng 2130-2158) 33333 at 2140 in Truro; R.Austria Int via Moosbrunn 5.945 (Eng 2100-2130) 44444 at 2145 in Stockport.

LIST OF EQUIPMENT USED LM&S \$May, #June, *July '98

- Tim Allison, Middlesborough: Lowe HF-225 + r.w.
Darran Beasley, Bridgewater: Yaesu FRG-100 + a.t.u. + 15m wire.
Yara Bromley, Woodhall Spa: Sangean ATS-803A + r.w.
Gordon Cleator, Douglas: ioV Tating portable.
Robert Connolly, Kilkree: JRC NRD-525 + Datong AD370 or Sangean ATS-803A.
Martin Cowin, Kirkby Stephen: Hitachi TRK-565A + built-in whip.
Bernard Curtis, Stalbridge: Grundig Satellit-2100 or Grundig Ocean Boy + r.w.
Martin Dale, Stockport: Grundig Satellit 3000 or Sangean ATS-803A + a.t.u. + r.w.
Jacques d'Avignon, while at camp site in Ontario, Canada: Three receivers + 350m long Beverage antenna.
John Eaton, Woking: JRC NRD-345 + Datong AD270 or a.t.u. + r.w.
David Edwardson, Wallsend: Trio R-600 + 2.5m X 2.5m fixed loop or 22m long trap dipole.
Stan Evans, Herstmonceux: Kenwood R-2000 + Balun + 11m wire in loft.
Martin Goody, St.Mary's, Isles of Scilly: ADP AR7030 + 25m wire.
Bill Griffith, W.London: JRC NRD-535 + 25m wire.
Bill Griffith, while in abroad: Sony ICF-SW55 + 5m wire.
Gerald Guest, Dudley: Roberts RC818 + r.w.
David Hall, Morpeth: ADR AR7030 + 13m wire.
Tony Hall, Freshwater Bay, IoW: Yaesu FRG-7 + 13m wire or RF845.
Ted Harris, Manchester: Roberts RC818.
Francis Heame, N.Bristol: Sharp WD1370 + r.w.
Francis Heame, while in York: Yokai portable.
Ernie Strong, Stapleton: JRC NRD-535 + Balun + 23m wire.
Simon Hockenhill, E.Bristol: Roberts RB17 or IT Coit, Bush TR130, HWV 1124 (circa 1952) + r.w.
Robert Hughes, Liverpool: Lowe HF-225 Europa + PR-150 or AOR AR7030 + 15m indoor wire or Drake RB8 + RF Systems MITA on roof.
Sheila Hughes, Morden: Sony ICF-7600DS + loop or Parasonic DR48 + 15m invert. L.
Rhoderick Illman, Oxted: Kenwood R-5000 + r.w. or AN-1, Sony ICF-7600DS.
Stephen & Michelle Jones, Osvestry: A small m.w. radio.
Brian Kaye, Bookham: AOR AR7030 + loop or r.w.
Ross Lockley, Galashiels: Realistic DX-300 + a.t.u. + 40m wire or Sangean ATS-803A.
Eddie McKeown, Newry: Tating TMR 7802.
George Millmore, Wootton, IoW: Sangean ATS-803A + loop or Racial RA17L + v.l.f. converter + loop.
Fred Pallant, Storrington: Trio R-2000 + Howes CTU8 + a.t.u. + r.w.
John Parry, Lamma, Cyprus: Realistic DX-394 + r.w.
Clair Pinder, while in Appleby: JRC NRD-525 + a.t.u. + r.w.
Peter Pollard, Rugby: Sony ICF-2001D + r.w.
Vic Prier, Colyton: Racial RA17L or PCA AR88LF + a.t.u. + 20m horizontal loop in loft or Redfern RS51N + active vertical in loft or Sanyo RP8880 portable.
Philip Rambaut, Macclesfield, Ind.Maine: Radio R-700M + r.w.
Richard Reynolds, Guildford: Sangean ATS-803A + 50m band dipole or a.t.u. + r.w. or loop in loft.
Henry Richards, Barton-on-Umber: Grundig Satellit 700 + AD270 or r.w. or Grundig Yacht Boy 400 or Matsui MR4099.
Alan Roberts, Quebec, Canada: Lowe HF-225 + 11m vertical dipole.
Chris Shorten, Norwich: Matsui MR4099 + 10m wire.
John Slater, Scalloway, Shetland: Lowe HF-150 + a.t.u. + 20m wire.
Tom Smyth, Co.Fermanagh: Sangean ATS-803A or Morphy Richards R191.
David Stevenson, Swansea: Steepleton MBR-7 or Yaesu FRG-100 + r.w.
Ernie Strong, Ramsay (Cants): AKD HF3 + Watson Balun or Cirkit a.t.u. + 31m wire.
Phil Townsend, London: Lowe HF-225 + preselector + r.w. or loop.
Mahendra Vagjee, Mauritius: Sony 2010 + r.w.
Ernest Willes, NE.Bedford: AKD Target HF3 + a.t.u. + r.w.
Thomas Williams, Truro: Grundig Yacht Boy 206 or Sharp SA54 + r.w.
Tom Winzor, Plymouth: Kenwood R-1000 or Trio RS590 or Trio RS950S + Miller ant.

■ ANDY CADIER, 28 ROMNEY AVENUE, FOLKSTONE, KENT CT20 3QJ

Off The Record

Over the past few months I have received many comments on the monotonous unadventurous programming offered by most British local commercial radio stations. The link between most of these sound-alike stations falls into two categories.

Firstly many of the major radio companies have shares in several stations so that the outlets they operate are as you would expect a High Street chain store to be. The second factor is hidden behind the computer systems they now use.

Gone are the turntables, cartridge machines, and tape recorders, even CD players have been relegated for use only in relative emergencies. Powerful computer systems like Selector will choose the music depending on the criteria fed into it by the programme manager.

While another computer system, the one I was introduced to, was called Enco-DAD, provides the selected music in pristine quality to an Alice Air 2000 mixing desk. This is in essence a fully automatic radio station that can run totally unattended.

News or announcements can all be digitally recorded, and as with the advertisements can be programmed automatically or may be recalled by simply touching the computer screen. For production purposes, this system is quite brilliant, no more recording and splicing tape, just the ability to save any digitally recorded material.

The audio has cut and paste facilities, like a word processor, so electronic editing can take place. If you happen to make a hash of it, a touch of a button takes you back to the original, so you can do it again. It is also possible to do instant requests, providing the listener chooses one of the 3000 songs that have been captured in the computers hard drive system.

The commercial advantages of this system are colossal, with substantial savings on staff and record library space. The disadvantages appear to be due to the restricted selection of music and the inability of presenters to build a show around their personality and area of expertise.

Because the system is so time orientated, many aspects of which are outside the presenters control, the DJ is required to literally fill gaps of a various predetermined lengths with his or her voice. Most stations choose their staff from persons qualified in Media Studies, the ability to entertain is not a quality that is sought after. It is no small wonder why any degree of spontaneous fun and entertainment has been lost.

Commercial stations are also prevented from experimenting with their output due to their promise of performance contained in their licence conditions. Basically they are obliged to stick exactly to the format they put in their licence application, even if another local station comes on air playing exactly the same music.

I am old enough to remember the 'good old days' (cue: violin solo!) when all radio was scripted, the broadcasters knew best...or thought they did. It took Radio Caroline and the pirates of the 60s to sink the Palm Court Orchestra.

In 1984 Laser 558, a ship-board pirate, caused near panic among commercial station operators in the south-east who watched their listeners deserting them in droves for the new happy buccaneer anchored in the North Sea.

BBC Broadcast Caroline!

Merlin Communications, formerly the BBC's External Services Transmission Department, celebrated their first anniversary as an independent company. A special broadcast took place on 28 March 98 to mark this occasion, Merlin Network One as it was

called ran for 24 hours.

This programme went out on satellite and short wave. The Radio Caroline segment of the broadcast was headed by *The Global Johnny Walker Breakfast Show* 0600-0900UTC. Merlin Communications provided an overall two megawatts of terrestrial power to create this first ever global interactive audio festival.

Merlin are now running an experimental service for six months on Wednesday evenings commencing at 1700UTC with Radio Caroline's *Johnny Reece Show* on 15.200MHz. Further details and a full list of frequencies can be obtained directly from **Merlin Communications, Bush House, PO Box 76, The Strand, London WC2 4PH** or E-mail: mno@cix.co.uk or try their web site at: www.merlincommunications.com

Your Reports

Fred Collin, E-mailing from Japan via our Editorial Offices, comments on last quarters mention of Radio Mario. He apparently heard them while on holiday in south of France on 3.910MHz. He says he was impressed with the quality of the transmission received on his Sony ICF-SW55 but found the programme content uninteresting. Fred received a QSL letter and some stickers depicting a frog in front of a microphone, yes I have one too.

Paul Beckett of Madeley in Cheshire says he listens on an old Yaesu FRG-7 which he picked up for £50 and uses a temporary indoor antenna. He has received Laser Hot Hits and is awaiting their QSL that comes from Canada. He has also received an interesting QSL letter from Union Radio in Holland.

Briefly, the station operator is Jack, he started by listening to the Dutch m.w. pirates. He built his own s.w. transmitter using good old 807 valves with a separate modulator/p.a. using 4 x 813s. He says the rig is capable of 600W but usually runs at 150W.

River Pirates

It has been revealed that an experimental (RSL) radio service, based at Gravesend in Kent, was targeted by an illegal malicious radio operator who attempted to jam the local station. The pirate using the callsign 'West and North Kent Extreme Radio' broadcast foul language, threats and abuse on "The River's" licensed frequency of 107.1MHz.

This abuse was directed at the station and its staff, even suggesting the involvement of 'drug barons' being behind the station, that they had no licence and that their studios should be destroyed. The River's Managing Director, and former BBC Radio Kent presenter, Ian McGregor said "This was no ordinary pirate station, but a very deliberate attempt to block our transmissions and abuse The River and its staff. I have worked in the radio industry for ten years and never experienced anything quite like this. The whole thing was sinister and at times quite frightening".

Ian McGregor also paid tribute to the assistance given by the Radiocommunications Agency, also his station's presenters, sponsors and advertisers who remained totally supportive during these difficulties. Despite the problems, the entire team at The River will continue with their plans to campaign for a full time local radio licence for the Gravesend area.

During their 28 day restricted service licence they say they made radio history by broadcasting a private wedding live from its studio and ran a pub quiz challenge and raised almost £1,000 for a local hospice. You can contact The River c/o **Management Suite, St. George's Shopping Centre, Gravesend, Kent DA11 0TA.**

Britain's Better Music

I seem to recall the original Britain's Better Music Station operating on 1358kHz during November 1966, prior to this, BBMS had been known as Radio Essex. Programmes came from an old naval artillery platform in the middle of the Thames estuary, which was originally called His Majesty's Fort Knock John.


The first short wave broadcasts from the new land-based hobby pirate BBMS took place on 17 November 1975. There was a break in their activities between 1982 and 1987 but since then has been active in both the 48 and 42 metre bands.



The studio appears little changed over the years and still boasts Garrard SP25 turntables, however, a new CD player has been added to keep up with technology.

The stations maximum output is said to be about 25W, recent broadcasts are relayed by Ozone Radio International giving a clear and well modulated signal.

The 42 metre band frequency of 7.400MHz is to be dropped in favour of 75 metres on Saturday nights and 48 metres on Sunday mornings. Principal presenters are Pam and Gary Stevens, Lee Allen and Jonny West with his programme in German. BBMS does QSL via their mail drop at: **55d Chester Road, London N19 5DF**, please include return postage.





SCANNERS



£249.00
MVT7100



£369.00
MVT9000



£179.00
MVT3300



£129.00
PSR244



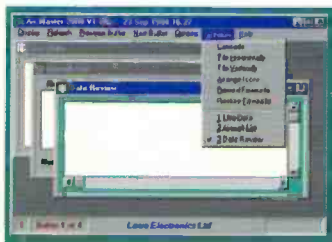
£1495.00
ICR-8500



£319.00
PCR-1000



£349.00
PRO2042



AIRMASTER 2000

Software decoder for ACARS

AIRMASTER 2000 is Lowe's ACARS Windows based decoding system. Hardware and software is supplied consisting of a small demodulator built into a 25 way D-type plug and the decoding software. The plug connects and derives its power from a COM port on the PC. The software is installed on the PC hard disk drive. The receiver or scanner is connected to the other demodulator connection.

Low Price £89.95

Upgrade from earlier DOS version £29.95

Pooley's Flight Guide

1997 edition just available
£5.00 plus £3.00 P&P

BOOKS

Phone for latest list




Our friendly sales staff have had years of experience of shortwave and scanner listening. Feel free to pop in for a chat and a free coffee.
Dave G7NBJ

Lowe Electronics Catalogue

Don't be left out - order yours today

- Communications
- Amateur Radio
- GPS Navigation
- Short Wave Listening
- Airband Radio
- Scanners
- Weather Monitoring



Just send four first class stamps to receive your own catalogue!

Lowe Electronics Ltd

Chesterfield Road, Matlock
Derbyshire, DE4 5LE

Telephone (General Enquiries) 01629 580800,
Fax 01629 580020

Orders FREEPHONE 0800 174749

Email: info@lowe.co.uk

URL: <http://www.lowe.co.uk>

Showroom opening hours are 9.30am to 5pm Mon-Fri and 10am to 4pm on Sat, but check with our local branches as times may vary

Branches

Bristol & Wales, 79 Gloucester Road, Patchway, Bristol BS12 5QJ,
Tel 0117 931 5263 Fax 0117 931 5270

North East, Unit 18B, Airport Industrial Estate, Newcastle, NE3 2EF,
Tel 0191 214 5424, Fax 0191 214 0761

South West, 117 Beaumont Road, St Judes, Plymouth PL4 9EF
Tel 01752 257224 Fax 01752 257225

NOW IN STOCK

See the review in this issue

JRC NRD545



The latest model in the JRC range, the new NRD 545, which is their first receiver using DSP (Digital Signal Processing) from the IF stages onwards.

The DSP enables a wide choice of digitally implemented filters to be provided, together with IF shift and continuously variable passband width. The combination of these facilities gives the NRD 545 a level of performance than has previously been unheard of in a receiver costing less than £10,000.

Every equipment reviewer that has had the opportunity to try the NRD 545 to date has been amazed at the performance that JRC engineers have managed to cram into this small box.

Low Price £1595.00 Carriage £10.00

**LIMITED OFFER
WHILE STOCKS LAST**

**HF225
Europa**

£550.00

Carriage £10.00

SPECIAL OFFER

**ModeMaster
£99.00**

**Synop
£99.00**

while stocks last!

BARGAIN
PRICE!

DX 394



Tabletop scanning receiver. A rod antenna mounts through the top of the receiver, and 160 memories are available in 16 banks of 10 memories.

Frequency coverage 150kHz - 29.9999MHz

Modes AM, USB, LSB, CW

Low Price £129.00 Carriage £10.00

RF SYSTEMS PRICES DOWN

Here is a selection of the most popular models - all available from stock and fully guaranteed for 12 months-

Magnetic Long Wire Balun



The original model that started it all - not to be confused with cheap copies. Uses special military grade ferrite to ensure optimum magnetic transfer of signals over a wide frequency range.

Price now only £33.00

MLB isolator

A matching transformer based on MLB technology that fits in the coax downlead at the rear of your receiver to remove mains borne noise components. When used in conjunction with an MLB, this gives the lowest

noise antenna system that money can buy. Really!

Price now £22.00

DX One Professional Active Antenna

A Beverage on your balcony?

The ultimate in SW active antennas. We have supplied dozens of these for critical high performance applications such as military and Government monitoring and hotel radio distribution systems. Covers 10kHz to 85Mhz with exceptional active amplifier specifications.

Price now only £295.00

AA150 active antenna

Originally designed to match our own HF150 receiver, this high performance small active antenna is only the size of a mobile whip, yet gives excellent results for those without long back gardens in which to put up a wire. Comes complete with a mains power unit and DC splitter box to enable it to be used with any make of receiver.

Price now £148.00

DX10 Active Antenna

An economy active antenna for HF using a specially designed amplifier whose gain increases with frequency, thus giving excellent results with older receivers. Only 90 cm long and complete with mains power unit.

Price now £125.00

Other bargains available:

MLBAMK1	£54.00	SP1	£49.00
MLBAMK2	£60.00	SP2	£95.00
EMF	£49.00	SP3	£69.95
Mini Windom	£33.00		

South Midlands Communications Ltd

Transceivers, Receivers, Short Wave Radios, Antennas and Accessories, Towers and Masts, Commercial Radio - Hire and Sales, Rotators, Radio Repair and Servicing Facilities

Mobile Transceivers

NEW NEW NEW

LATEST YAESU FT-100 All Mode All Band Transceiver!



Breaking new ground in the field of micro-miniature transceiver design the FT-100 is a 100W mobile transceiver providing 160.6 meter bands and 430 and 430 unique, user-friendly high-tech features. Processing, the performance capabilities of many bands as a compact mobile expedient.

SPECS
 • 100W (Cellular)
 (Cellular)
 frequencies (checked) • 160-6 m 144-430 MHz 430-450 MHz • Power output: 100W (160-6 m), 50W (144 MHz), 20W (430 MHz!) • DSP Bandpass Filter, Notch Filter and Noise Reduction • IF Noise Blanker • IF Shift • SSB, CW, AM, FM, AFSK, Packet (1200/9600 bps) operation • Two Antenna Jacks (HF/50 and 144/430) • VOX • Dual VFOs • Available IF bandwidths of 6 kHz, 2.4 kHz, 500 Hz, and 300 Hz • Built-in Electronic Memory Keyer • Speech Processor • Built-in CTCSS and DCS for FM operation • Automatic Repeater Shift and Auto-Range Transponder System • 200 memory Channels • Quick Memory Bank (QMB) • Bright LCD & multi-function display.

NOT AVAILABLE UNTIL LATE '98

Kenwood TMG-707E FM Dual Bander



- High visibility display • User friendly
- "Five in one" programmable memory
- 180 memory channels • Nameable memories • Multiple scan functions • CTCSS encode/decode 1200/9600 data socket • Detachable front panel.

HF Base Transceivers

Icom IC-746 HF+50+144 YET TO BE BEATEN!!

100W output on all bands • DSP as standard • Multi function LCD • Band scope • Nameable memories • Twin PBT settings • Split operation • 4 channel memory keyer • Auto antenna tuner • CTCSS encode/decode.

RRP £1695

Kantronics KAM Plus

OUR BEST SELLING ALL MODE DATA TERMINAL

Modes include: AMTOR, RTTY, CW, ASCII, NAVTEX, PACTOR, GTOR, HF & VHF Packet (including DAMA), WEFAX • 128K RAM • Powerful Personal Message System • GPS Support • Built in KA Node.

ONLY £395.00

Includes cables for computer and radio plus PC software.

SMC 40TH ANNIVERSARY FUN DAY - AUGUST 1ST

WITH A WIDE RANGE OF EXHIBITORS, REFRESHMENTS, RAFFLE, CAR BOOT SALE, SURPLUS STOCK SALE AND UNBEATABLE REDUCTIONS ON MANY NEW RADIOS.

SPECS
 • 100W (Cellular)
 (Cellular)
 frequencies (checked) • 160-6 m 144-430 MHz 430-450 MHz • Power output: 100W (160-6 m), 50W (144 MHz), 20W (430 MHz!) • DSP Bandpass Filter, Notch Filter and Noise Reduction • IF Noise Blanker • IF Shift • SSB, CW, AM, FM, AFSK, Packet (1200/9600 bps) operation • Two Antenna Jacks (HF/50 and 144/430) • VOX • Dual VFOs • Available IF bandwidths of 6 kHz, 2.4 kHz, 500 Hz, and 300 Hz • Built-in Electronic Memory Keyer • Speech Processor • Built-in CTCSS and DCS for FM operation • Automatic Repeater Shift and Auto-Range Transponder System • 200 memory Channels • Quick Memory Bank (QMB) • Bright LCD & multi-function display.

NOT AVAILABLE UNTIL LATE '98

Icom IC-207H Switchable Dual Bander
 • CTCSS encode/decode • Subaudible tone encoder • Detachable front panel

RRP £495.00



• 182 memory channels • 9600 data socket • Built in duplexer.

RRP £369.00

Yaesu FT-920 HF + 50MHZ
 • 100W from 1.8 through 54MHz • Auto antenna Tuner • Direct Digital Synthesizer • Auto AGC • Computer control interface • FM Repeater features

RRP £1699.00

Data Products

Paccomm Tiny 2 Mark 2 Packet TNC
 32K RAM, Powerful PMS, KISS, GPS support, Upgradeable to 9600.

ONLY £139.00

Including cables for the computer and radio + PC software

Worldband Radios

NEW SANGEAN ATS 909 NOW WITH RDS



SSB (USB + LSB) • 40Hz Step Fine Tuning • Auto scan and preset in priority of signal strength in FM/MW/LW bands • 306 Memories. RDS (Radio Data System) on PI, PS and CT for station time and clock • 42 world times built in.

NOW ONLY £139.00

Including AC Adaptor

NEW TELEPHONE NUMBERS FOR SOUTHAMPTON

TEL: 01703 246222 FAX: 01703 246206



South Midlands Communications Ltd HQ, SM House, School Close, Chandlers Ford Industrial Estate, Eastleigh, Hampshire SO53 4BY. Tel: (01703) 251549 Fax: (01703) 263507. Open 9-5.15pm Monday-Friday, 9-1pm Saturday. E:mail: amateur@smc-comms.com Web: http://www.smc-comms.com

Reg Ward & Co, 1 Westminster House, West Street, Axminster, Devon EX13 5NX.

Tel: (01297) 34918 Fax: (01297) 34949. Open 10-5pm Monday, 9-5.30pm Tuesday-Saturday. E:mail: regward@smc-comms.com

AM I disappointed?

The JRC NRD-545 Receiver

After a bureaucracy induced delay we've finally got the new NRD-545 on the 'guru's' test bench. Here JW passes on the benefit of his numerous decades of experience with h.f. receivers to all those prospective buyers and casual observers alike.

As some of you will have noted from my comments in earlier reviews, I had been looking forward with great anticipation to the arrival of the NRD-545 at my test lab. Having been associated with JRC equipment for over 20 years, I have a high regard for the inherent quality which comes with the JRC badge, and I have seldom been disappointed. The first receiver which we brought into the UK was the NRD-505 back in the mid 70s, and this was one of the first general coverage receivers to offer phase locked loop technology allowing full h.f. coverage with excellent stability and resettability (in other words if you went off to some other frequency, you could return to the original and expect to be there with no loss of accuracy). What a receiver!

Built to last forever, and I'm sure that every one we sold is still giving perfect service today. Not that we sold many, the price at the time was staggering, about half the price of a house, and if you added the matching transmitter and power supply it would have cost more than a house. In this context, today's JRC prices are incredibly low, and the NRD-545 outstandingly so. Incidentally, Bob Ellis is lying when he says that I am old enough to remember the first JRC equipment from 1915. As a collector I only wish I had some examples from then to go with my 1915 "Transmitter W/T No. 1" from the Soho Wireless Works. Sorry - reminiscing again.

Landmark for the Millennium?

Why was I waiting so eagerly for the NRD-545? because I had the pleasure of reviewing the baby



"I frankly wanted the NRD-545 to be another 'landmark' receiver for the turn of the millennium."

brother NRD-345, and I could sense that JRC would produce something outstanding in the '545. But most of all I was waiting to see what facilities JRC would provide by their inclusion of Digital Signal Processing (d.s.p.) to handle all the variable bandwidth/passband shift/notch filtering and so on which had up to now been provided by clever use of conventional i.f. filters (the R-820 for example). I had investigated other d.s.p. systems in receivers such as the Watkins-Johnson HF 1000 and the amateur radio transceivers from the 'Big Three', and just whilst providing excellent results by measurement, the end audible result was often slightly unsatisfactory because of low level "Urgly-Gurgly" noises as the adaptive filtering tried to get to grips with signals close to the noise floor of the receiver and strange effects when tuning in towards a strong modulated signal. I hoped that the NRD-545 would prove to be better in these respects and make everyone else sit up and take notice. I frankly wanted the NRD-545 to be another 'landmark' receiver for the turn of the millennium.

Looks The Part

It certainly looks the part and seemed almost familiar when I first put it on the bench. Styling clues were already evident in the NRD-345 and the JST 145/245 transceivers, and the distinctive sweep of the front panel line across the top of the main tuning knob is very attractive. Interesting to note that Icom have used the identical styling feature in their latest transceivers, as have Yaesu in their FT-920. Mercedes have of course been doing it for years with their car dashboards. The control layout will seem even more familiar to owners of the NRD-535, as will the display because they are virtually identical apart from the change from green/blue frequency digits on the NRD-535 to yellow on black in the '545. This makes the '545 easier to read, and I'm a bit amused that I had previously stated my preference to be black digits on a yellow background only to see JRC reverse it to such good effect. Comparison of the r.f. performance figures of the two receivers reveals that they are quoted as identical, with

even the same brochure wording to describe the dynamic range/3rd order intercept point and the JRC tuneable front-end filtering system - a good example perhaps of the "if it ain't broke, don't fix it" approach, the r.f. performance of the '535 being very good.

Another previously stated JRC design aim, that of not using dual concentric controls, is continued in the '545 except for three dual function controls (apart from the tuning knob), two of which require the presence of a '2nd function' button the keypad in place of the 'Memo' button of the '535, whilst the third had individual selection of a.g.c. time and variable bandwidth. The panel layout could hardly be bettered for operating convenience and every control seems to be exactly where you need it and all in a logical pattern. Some will argue about the vertical keypad, and my own preference is for this to be presented as a flat on the desk facility, rather like a computer mouse, but the keys operate easily provided you don't have fingernails like the bride of the vampire. I actually found it very comfortable to rest the fingers of my right hand on the top corner of the receiver and used my thumb to operate the keypad buttons - but I'm right handed and I don't know how the technique would work for someone who is naturally left handed - but at least the tuning knob is smack in the middle of the panel and convenient for any user.

Prod Left or Right

The buttons grouped around the main tuning knob (which seems perfectly weighted) start with a pair of left and right arrow keys which step the tuning in the same tuning increments as the tuning knob. If you are using the finest resolution of the tuning system and you prod the left or right button, you may be misled into thinking that nothing is happening, because there are ten tuning steps to each increment shown on the frequency display, but by use of the 'Step' button you can change the increments by factors of ten, in other words, change to 10Hz, 100Hz, 1kHz and back to 1Hz. The system does not end here, because a dig through the operating manual tells you that JRC have

provided facilities to set up the receiver to your own specification, and that includes the options of 1, 5, 6.25 and 9kHz which neatly covers medium wave, short wave and CB channel steps. Very clever and very thoughtful. Having mentioned the user set-up options, I will just say that there is a list of optional settings on page 23 of the manual which should cover everything that an owner would need to customise the NRD-545, covering even obscure items such as bypassing the front-end filters, changing the RTTY shift and best of all, turning off the annoying 'bleep' which accompanies every key press.

No shortage of sockets here



CARRIER WAVE UK



112 Withy Hill Road, Sutton Coldfield B75 6HP

VAT No: 580 6713 31



PSR239

200 channel VHF/AIR/UHF/900MHz portable scanning receiver.

Specifications: ★ 200 programmable channels

Frequency range: ★ 68-88, 108-137 (AM), 137,174, 380-512, 806-960MHz

Features: ★ Access to 31,000 different frequencies ★ 10 key direct access ★ 10 scanning banks

for grouping frequencies ★ Direct access to desired scan bank while scanning ★ Upper and lower limits frequency search ★ Priority channel ★ Air band reception ★ One temporary monitor channel ★ 2 second scan delay

£159.95



PSR250

20 channel UHF/VHF portable scanning receiver.

Specifications: ★ 20 programmable channels

Frequency range: ★ 68-88, 137-174, 380-512MHz

Features: ★ Access to 22,000 frequencies ★ 10 key direct access ★ Channel lock-out ★ LCD back light on/off ★ 2 second scan delay

£79.95



PSR244

50 channel VHF/AIR/UHF portable scanning receiver.

Specifications: ★ 50 programmable channels

Frequency range: ★ 68-88, 108-137 (AM), 137-174, 380-512MHz

Features: ★ Access to 24,000 frequencies ★ 10 key direct access ★ Priority channel ★ Air band reception ★ One temporary monitor channel ★ 2 second scan delay

£129.95

Tel: 0121-378 5595

Fax: 0121-378 5422

E-mail: CarrierWave@compuserve.com

GRE HAVE BEEN MANUFACTURING SCANNING RECEIVERS FOR THE PAST 25 YEARS AND HAVE NOW JUST LAUNCHED THEIR OWN BRAND MODELS ONTO THE UK MARKET.

THESE MODELS ARE AVAILABLE BY MAIL ORDER FROM CARRIER WAVE UK. PAYMENT CAN BE MADE BY CHEQUE, CREDIT CARD OR SWITCH



PRICE £299
+ £6 P&P

NEW

PHONE FOR FREE COLOUR CATALOGUE

TARGET HF3E

NEW EDITION TO THE TARGET HF3 RANGE OF RECEIVERS

With parallel computer interface and receiver control software including Spectral Display plus serial interface for RTTY, Fax, etc.

- ★ Frequency range 30kHz-30MHz
- ★ USB, LSB, AM
- ★ 1kHz steps with clarify
- ★ Filter bandwidth SSB=2.6kHz wide
AM=6kHz wide
- ★ Power required 12 volts



- ★ Quasi synchronous demodulator
- ★ SO239 antenna connection
- ★ Backlight
- ★ 10 user programmable memories
- ★ Tilt foot for ease of desktop view of display
- ★ UK PSU and wire aerial

TARGET HF3 AND HF3M RECEIVERS

HF3 - £159.95 + £6 P&P

- ★ Fully synthesised employing a phase lock loop VCO to ensure stable and accurate signal reception
- ★ Frequency range 30kHz-30MHz
- ★ CE approved ★ 1kHz steps with clarify
- ★ Audio output 2 watts ★ Headphone socket

Web site:

<http://www.kbnet.co.uk/akd>

E-mail: akd@kbnet.co.uk



HF3M - £209.95 + £6 P&P

Specification as HF3

Also includes:-

- ★ Built-in weatherfax interface
- ★ WEFAX disk and software
- ★ Interconnections cable to PC (9 pin serial)

2-year guarantee on all models

Tel no:

01438 351710



AKD

UNIT 5
PARSONS GREEN ESTATE
BOULTON ROAD
STEVENAGE, HERTS SG1 4QG

NEVADA SHORTWAVE & SCANNING SPECIALISTS

ACTIVE ANTENNA MATCHER

Palstar COMBINED AM30 3-IN-1 UNIT

* ACTIVE ANTENNA MATCHER
* SHORTWAVE PRE-AMPLIFIER * ACTIVE ANTENNA

£69.95

£6 p&p



SCANMASTER NOTCH FILTER SNF170

If your scanner is suffering from overloading, blocking or breakthrough then the SNF-170 could help. Its a tunable notch filter from 85-175MHz that will eliminate broadcast or public service breakthrough. Notch approx 30dB plus 70dB rejection below 1.7MHz.

Price £27.95 £2.75 P&P

* ACTIVE ANTENNA MATCHER

Active electronics allow almost loss-less matching of your antenna to the receiver.

* SHORTWAVE PRE-AMPLIFIER

A variable gain and peak tune control it is possible to achieve best possible weak signal reception.

* ACTIVE ANTENNA

Using the Telescopic whip provided this unit will act as a stand alone active antenna ideal for use in flats, bedsits and situations where an outside antenna is impossible.

- Freq: 100kHz-30MHz
- Power: 12V DC/battery (supplied)
- Antenna: Telescopic whip included for use as an active antenna if required.

NEW LOW PRICE SP55 PRE-AMP

Improve the reception of your scanner with this Japanese made low noise pre-amp. A fully adjustable gain control -6dB to +20dB ensures best possible performance. 3 band pass filters reduce out of band interference.

- 24 - 1500MHz
- Variable gain (-3dB to +20)
- 3 bandpass filters
- Battery or 12V operation

£59.95

£4.75 P&P



BEST PRICES ON GPS PRODUCTS

GPS 12XL

- 12 Channel Receive
- Moving Map Graphics
- NEW! Database with City Locations
- Simple One Hand Operation

£242.00
£209.95
£6 p&p



£339.00 PRICE MATCH
£6 p&p

The latest handheld GPS that is pre-loaded with a map of Europe.

- Ability to zoom in & out
- Weighs 255g
- can be dash mounted for use in a vehicle or boat. This unit will tell you:-
- Where you are
- Where you've been
- Where you're going

Includes:- LAT/LONG, UTM, Ordnance Survey, Swiss, Swedish, German & Maidenhead grids.

GPS 48

- 12 Channel Receive
- Database for Marine, Nautical, Navaid's, Cities, Radio Beacons, Buoys, etc
- Moving Map
- Compass

£319
£4.75 P&P



ALL YOU NEED is an SSB receiver & a PC.
● Fax database included
● Receives while you're away
● On screen tuning
● Manipulate images after they are received
● No Amateur Licence or TNC needed!
£99 £4.75 P&P

PERSONAL NAVIGATOR

An electric road atlas of Great Britain combined with a host of databases, it provides:-

- Satellite navigation (with use of GPS)
- Full colour digital maps
- The Good Pub Guide
- The Good Guide to Britain
- Egon Ronay Guide
- Gazeteer Database
- Route Planning
- Postcode Database
- Petrol Stations

SYNOP WEATHER PLOTTING
Receive and decode RTTY signals on shortwave to produce live on screen weather pictures.
NEW LOW PRICE £99 £4.75 P&P

SCANMASTER

SCANMASTER DISCONE

A quality wideband stainless steel discone with frequency range of 25-1300MHz. Fitted with low loss 'N' type connector. Able to transmit on 2M & 70cms.

£49.95 £8.00 P&P



SCANMASTER ACTIVE DISCONE

As above but with 20dB pre-amp.

£69.95 £8.00 P&P

NOMAD PORTABLE RECEIVING ANTENNA

Fully portable flexible wire scanning receiving antenna covering both VHF & UHF.

- Length (approx) 1.5mtrs
- Optimised for airband
- 4mtr coaxial cable
- Fitted BNC

£17.95 £4.75 P&P



SCANMASTER DOUBLE DISCONE

A high performance wideband antenna, offering gain over a conventional discone. Stainless steel construction with standard PL259 connector, mounting pole plus brackets. Superior performance on Air, Marine and PMR bands.

- 25-1300MHz
- Ultra wideband TX capability

£59.95 £8.00 P&P

SCANMASTER ACTIVE DOUBLE DISCONE

As above but with 20dB pre-amp

£79.95 £8.00 P&P



SKYSCAN DESKTOP

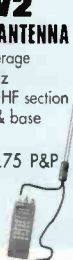
A complete desktop antenna covering 25 - 1300 Mhz, just 36" high with 4 metres of cable, fitted BNC plug with a magnetic base.

£49.95 £8.00 P&P

NEW SW2 INDOOR WIRE ANTENNA

- Wideband coverage
- 100 kHz-1 GHz
- Special VHF/UHF section
- For handheld & base scanners

£19.95 £4.75 P&P



LP 1300 Log Periodic WideBand Beam Antenna

Covers 105-1300MHz with over 8dB of gain at all frequencies!

- 16 elements (longest length being 1.4m)
- Fitted "N" type 50Ω socket
- Power rating: 500W transmit
- Gain 11-13 dBi F/B 15dB

Special £99.00

£8.00 P&P



USED EQUIPMENT

ALL SAFETY TESTED & GUARANTEED FOR 3 MONTHS


SHORTWAVE RECEIVERS		
AKD TARGET HF-3	HF Receiver	125.00
AOR AR7030	HF Receiver	569.00
DRAKE R8E	Communications RX	599.00
DRAKE R8A	Communications Receiver + VHF Converter	699.00
ICOM R72	+ Batt pack & Filters	599.00
JRC NRD 525	+ CW Filter	675.00
JRC NRD 525	HF Receiver	499.00
KENWOOD R-2000	+ VHF Converter	395.00
LOWE HF 225	+ Extras	395.00
MATSUI 4099	Shortwave Receiver	85.00
NR 36 VFI	Shortwave Receiver	49.00
REALISTIC DX194	HF Receiver	99.00
ROBERTS RC-828	Including case	129.00
SAISHO SW-5000	Portable SW	69.00
SANGEAN ATS 803A	Portable SW	99.00
SANGEAN ATS 818	Portable SW	105.00
SONY SW1S	Portable	75.00
SONY SW 7600G	Portable	95.00

SCANNING RECEIVERS		
ALINCO DX-10	Handheld (100kHz - 1200MHz)	145.00
AOR AR 2002	Base (25 - 350MHz) (800 - 1300MHz) 20 Channels	185.00
AOR AR 8000A	+ CU 8232 & PC Manager for Windows	295.00
AOR AR 800E	Handheld (75 - 950MHz)	99.00
AOR AR 900 (UK)	Handheld (108 - 950MHz) 100 Channels	99.00
BEARCAT UBC 200XLT	Handheld (66 - 950MHz) with gaps	125.00
BEARCAT UBC 3000XLT	Handheld (25 - 1300MHz) with gaps	175.00
COMMETEL 101	Base (68 - 512MHz) with gaps 20 Channels	95.00
FAIRMATE HF 100E	Handheld (8 - 1300MHz) 7000 Ch	125.00
MARUHAMA RT 618	Handheld (500kHz - 1300MHz) 1000 Channels	99.00
NETSET PRO 2029	Base (68 - 512MHz) 60 Channels	99.00
NETSET PRO 46	Handheld (66 - 965MHz) 100 Channels	89.00
NEVADA MS 1000	Base (500kHz - 1300MHz) 1000 Channels	180.00
REALISTIC PRO 2039	Base (68 - 960MHz) with gaps 200 Channels	165.00
REALISTIC PRO 2042	Base (25 - 1300MHz) with gaps 1000 Channels	179.00
REALISTIC PRO 2045	Base (66 - 1000MHz) with gaps 200 Channels	135.00
REALISTIC PRO 38	Handheld (66 - 512MHz) with gaps 10 Channels	45.00
REALISTIC PRO 9200	Base (66 - 512MHz) 16 Channels	85.00
TRIDENT TR 2000	Handheld (500kHz - 1300MHz) 500 Channels	129.00
TRIDENT TR 2200	Handheld (100kHz - 2059MHz) 500 Channels	149.00
TRIDENT TR 4000	Handheld (100kHz - 2059MHz) 1000 Channels	199.00
WIN 108	Handheld Airband Scanner	95.00
YAesu FRG 9600	60 - 905 + HF 100 Channels	175.00
YUPITERU VT 225	Handheld Civil/Military Airband	175.00
YUPITERU MVT 3100	Handheld (143 - 960MHz) 100 Channels	160.00
YUPITERU MVT 7100	Handheld 530kHz - 1.650MHz 1000 Channels	175.00

tel: 01705 662145 fax: 01705 690626
• 189 London Rd • North End • Portsmouth • Hants • PO2 9AE

Buy with CONFIDENCE

... from the comfort of your armchair



- LOWEST PRICES** - We guarantee to match or beat any genuine advertised price.
- FAST DELIVERY** - We ship WORLDWIDE safely, securely and FAST!
- FRIENDLY ADVICE** - We don't just sell radios, we use them ourselves every day.
- SERVICE BACKUP** - In-house service department.
- SAME DAY DESPATCH** - With computer controlled order processing.

HERES A SELECTION FROM OUR WAREHOUSE

BUDGET RECEIVERS

TARGET HF-3



A NEW BUDGET PRICED COMMUNICATIONS RECEIVER

An English-made shortwave receiver at an affordable price
 • 30kHz-30MHz.
 • All Modes
 • S Meter

£159.95
 £8 p&p

TARGET HF-3M

A special version of the HF3 with weatherproof interface, PC Cable and software.

£209.95
 £8 p&p

REALISTIC DX394



IDEAL FOR THE NEWCOMER!

SPECIAL! £149.00
 £8 p&p

If you are new to Shortwave - this receiver is a good starter point. Easy to use - but powerful performance!

Covers:
 150kHz-30MHz
 Receives:
 AM/CW/SSB

LOW LOSS COAX CABLE

We've imported these super low loss cables especially for scanner enthusiasts who want the very best reception from their external antenna.

JAPANESE FD-FB

Dia 8.1mm (Good to 3000MHz).....85p/MTR
 BNC Plug for 5D-FB.....£3.75
 PL 259 Plug for 5D-FB.....£1.40
 N Type for 5D-FB.....£3.95

SIVA H100

Dia 9.7mm loss 1.3dB per10mtr @ 1000MHz
95p/MTR (p&p on request)

PORTABLE RADIOS

VR-60 PORTABLE DIGITAL RECORDER



- 60 mins record
- VOX Control
- Store 128 memories
- Link to your radio with adaptor lead

SPECIAL PRICE £49.95
 £6 p&p

Limited stocks at this price!

OPTOELECTRONICS

OPTO SCOUT 40

- 10 - 1.4 GHz
- 400 memories
- Software for PC included
- Supplied c/w antenna, Nicads & charger.

£349.95 £6 P&P

OPTO CUB

- 10 MHz - 2.8 GHz
- 9 digit LCD
- Supplied complete with Nicads & charger.

£99.95 £6 P&P



BOOKS

UK Scanning Directory.....£18.50 p&p £2.75
 Scanning Secrets.....£16.95 p&p £2.75
 Scanner Busters 2.....£6.00 p&p £1.25
 SW Maritime Communications.....£16.50 p&p £2.75
 Ferrell's Conf Freq Listing.....£19.95 p&p £2.75
 Maplin Starting Electronics.....£9.99 p&p £1.75
 North Atlantic Flight Comms.....£15.00 p&p £2.75
 UK Scanning Freq Chart.....£3.00 p&p £1.00
 SW International Freq Handbook.....£12.99 p&p £2.75
 Shortwave Listener's Guide.....£14.99 p&p £2.75
 Radio Amat. & Listener's Data Hbk.....£16.99 p&p £2.75
 Scanning the Maritime Bands.....£9.50 p&p £1.75
 Passport to Worldband Radio.....£14.99 p&p £2.75
 HF SSB User's Guide.....£3.95 p&p £2.00
 Go Mobile at 500W.....£3.95 p&p £1.75

SCANNERS

SEE THE INSIDE FRONT COVER FOR OUR FULL SCANNER ADVERT

AR-8200 NEW! AOR SCANNER!



- 530kHz - 2040MHz
- ALL MODE RECEPTION
- PROGRAMMABLE STEPS INC. 8.33kHz
- PRESELECTED FRONT END
- 1000 MEMORIES
- PLUS LOTS MORE!

PRICE - CALL NOW!

POPULAR SCANNERS

UNIDEN UBC 120XLT.....£139.95 £129
 UNIDEN UBC 220XLT.....£189.95 £149
 UNIDEN UBC 3000XLT.....£199
 UNIDEN UBC 860XLT.....£139
 UNIDEN UBC 9000XLT.....£275 £249
 YUPITERU MVT-7100E.....£269
 YUPITERU MVT-3300EU.....£189
 YUPITERU MVT-9000EU.....£395
 AOR AR 8000.....£299
 ICOM R-10.....£295 £259
 ALINCO DIX-10E.....£295

SCANNERS

COM-102

A 10 CHANNEL HANDHELD COVERING A VARIETY OF PUBLIC SERVICE, MARINE, POLICE AND BUSINESS RADIO FREQUENCIES.

- FEATURES FULL FREQ DISPLAY AND BUILT-IN CHARGING CIRCUIT FOR NICADS.

ONLY £59.95
 £8 p&p



Frequency...66 - 88, 137 - 174, 380 - 512MHz
 Scan Speed.....8 channels/Second
 Size.....70W x 160H x 40D
 Power...6 AA batteries (not supplied) or 9V DC

COM-510 400 CHANNEL SCANNER

PROBABLY ONE OF THE SMALLEST SCANNERS IN THE WORLD

- 500kHz - 1300MHz
- AM/Fm/WFM
- 800 Memories
- Requires 2 x AA Batteries (not supplied)

£189.95
 £8 p&p



EFW - Shortwave Antenna
 20 meter s/w receive end fed wire antenna. Balun fed, uses high quality "Flex Weave" copper wire. 1-30MHz

Price.....£59.95

DLB - Shortwave Balun
 Matches end fed long wires to 50Ω coax, helps on rec. to reduce noise & interference. Transmits up to 100W. Fully moulded for full weather protection.

Price.....£39.95



IT'S EASY TO PAY!

- by three post dated cheques (on any NEW item over £100)
- Simply divide the price into 3 equal payments.
- Write 3 cheques dated in consecutive months starting with today's date.
- Write your telephone number, cheque card No & expiry date on the back of each cheque.
- Post them to us, enclosing your name & address & we will (subject to status) send your goods immediately.

email us on
 info@nevada.co.uk

CHECK OUT OUR WEBSITE
<http://www.nevada.co.uk>

"...the sweep rate can indeed be changed to almost anything you want, hurtling across the short wave spectrum like a tiger unleashed."

I apologise to those who like bleeps with everything, but I prefer a dignified silence. Rolls Royce don't (yet) have bleeps. Oh yes, I also like the peak-hold facility on the signal strength meter which is succinctly described as "User function 9(2)". Remember that!

Like A Tiger Unleashed

The button marked 'Sweep' looked inviting so I pressed it and entered start and stop frequencies (easy) followed by a poke at the 'Run' button. The sweep started but at such a P-E-D-E-S-T-R-I-A-N rate that I started to yawn. I thought that this couldn't be true and reading the manual was directed through a tortuous series of cross references to find that the sweep rate can indeed be changed to almost anything you want, hurtling across the short wave spectrum like a tiger unleashed. The provision of a sensitive all mode squelch system makes the sweep function very useful, and as it is running right now, I find it tempting to go and listen to each signal the receiver encounters, but the Editor is waiting for this review... Yes, so *what else did you discover Mr Wilson?* - Ed.

Other buttons around the tuning knob cater for comprehensive and easy to use scan facilities and the memory channel scrolling. There are 1000 memories available, each one storing frequency, mode, i.f. filter bandwidth, a.g.c. setting, r.f. attenuator on/off setting and tuning steps. Not as comprehensive as at least one other h.f. receiver on the market, but more than adequate. From any of these functions a simple press of the 'Freq' button restores the tuning knob as the controller (as it should be in a real receiver). Mode selection is by a horizontal row of buttons under the 'S' meter, each button having a dual toggle action selection, f.m./f.m.w. on the first, a.m./a.m.s. (synchronous a.m.) on the second, u.s.b./l.s.b. on the third and c.w./RTTY on the fourth. An interesting feature is that whatever i.f. bandwidth you chose for any particular mode is remembered by the mode selection, so you might find that switching from u.s.b. to l.s.b. calls up a different filter bandwidth. Initially disconcerting, this is a really good idea and one to be commended.

Rotary controls to the right of the main tuning knob are labelled 'AGC T/BWC', 'PBS', 'AF Gain' and 'Tone'. The last two are obvious, but the first two are part of what makes the NRD-545 so interesting. 'AGC T/BWC' is a rotary digital encoder which allows you to set the a.g.c. to decay time from 40ms to 5.1s, but sadly not in the a.m., synchronous a.m. or either f.m. mode, set the i.f. d.s.p. bandwidth from a surely usable 10Hz to a very respectable 9.9kHz in 10Hz or 100Hz steps with the bandwidth shown on the main display screen, but again sadly not in the synchronous a.m. mode or either f.m. mode (Why not?). Not so clearly stated is the use of this rotary control to quick step (or slow fox-trot) through the memory channels, a piece of information cunningly concealed in the fine print of the

handbook. Must mention that although the display shows the i.f. bandwidth when the bandwidth control is in use, the information is not displayed if you are using the 'Wide', 'Inter' and 'Narrow' push buttons to select the default bandwidths and you have to remember to turn on the 'BWC' if you want to know what the default bandwidth are. I suppose in fact that most users would leave the 'BWC' on at all times, but it's a curious anomaly.

Returned To Normal

PBS is easily decoded as Pass Band Shift, and this enables you to effectively slide the i.f. filter across the frequency to which the receiver is tuned, thereby dropping unwanted signals and interference off the edge of the filter passband. Filter shift is a respectable $\pm 2.3\text{kHz}$ in all modes except f.m. and the exact amount of shift relative to centre frequency is shown on the main display. In case your flying fingers get lost with the PBS control, there is a very positive mechanical central detent at the mid-position, at which the shift display banks out to tell you that you have returned to normal centred i.f. Nice little touch on the part of the designer.

A corresponding group of four knobs on the left hand side of the tuning control are for r.f. gain, which operated as an a.g.c. pedestal (see an earlier article on mine for explanation), and also incidentally shows the effect of the variable a.g.c. decay time on the 'S' meter if you whang it smartly counterclockwise and then clockwise again, the all mode squelch control, the noise blanker threshold setting, with two noise blanker time constants to play with (surely not the dear old Russian Woodpecker - hasn't anyone mentioned that it stopped pecking some years ago?)

and finally the Notch control. This is a most impressively engineered notch which chops down interfering signals like a Canadian lumberjack in a redwood forest and leaves them lying on the ground. Not only that, once you have manually twiddled the notch to down the interfering signal you can select auto tracking and let the d.s.p. take care of it automatically. A delicate touch is needed initially, and sandpapering the fingertips is recommended, but once you have the hang of it, the facility is one you won't want to be without. There - I've mentioned d.s.p., which is the reason for the NRD-545's existence and also the reason for my desire to do this review.

On the face of it, d.s.p. technology should be capable of providing every possible operating feature which a receiver user could demand, at least in the i.f. selectivity department. As configured in the NRD-545, the incoming r.f. signals are first converted to a high i.f. of 70.455MHz (as in all previous JRC receivers since the NRD-505) then down to 455kHz and finally to 20.2kHz where the digital bit occurs. There seems little point in diving off into technical explanations of d.s.p. because I'm no expert and you dear reader are probably less interested in the technicalities than in how the receiver behaves in digging out signals of interest,



and that's where my experience comes into best use. On the face of it, the d.s.p. system in the NRD-545 should fulfil everyone's dream of having fully variable bandwidth, programmable for any mode, adaptive noise filtering, automatic 'seek and destroy' notch for single and multiple signals, infinitely variable passband shift in any mode, digital demodulation of all modes and so on. What a combination.

Faster Than An F-16 At Top Gun

Does it do all of this? Well the somewhat insignificant little button marked 'NR/BC' and tucked away by the 'clock' button can work miracles with noisy signals, bringing voices up from the vasty deep and making them stand out in the clear, and the 'BC' or Beat Cancel function can seek and destroy single and multiple heterodynes faster than an F-16 at Top Gun, although the manual notch takes some beating. At the end of the i.f. chain, the NRD-545 d.s.p. works well, but of course the signals arrive from the antenna at the other end of the receiver where r.f. performance is all important.

How does the '545 compare in r.f. performance to other receivers in the market place. Well, whilst its behaviour under my normal testing regime was good enough to put it into the 'A' stream, there were no areas in which it advanced much beyond the NRD-535, but of course the '535 was a good performer in the r.f. department. Using the default 'INTER' filter settings of the d.s.p. i.f., which were 2.4kHz for s.s.b. and 4.5kHz for a.m., the sensitivity came out at -123dBm on s.s.b. and -105dBm for a.m., both for 12dB SINAD. This is quite in line with current receivers but as I have explained before, I like to normalise my dynamic range testing to a sensitivity of around -117dBm

so that the intercept point measurements can be directly compared, and having done that the NRD-545 delivered a +19.5dBm 3rd order intercept point and a dynamic range of 96dB on s.s.b. at 20kHz signal spacing, and using my test for 2nd order performance with input signals of 6.5MHz and 7MHz whilst measuring the product at 13.5MHz (you will recall that this is to show up any problems with strong signals from two broadcast bands producing spurious signals due to a lack of front-end preselection) I obtained a 2nd order intercept point of +82dBm and a dynamic range of 204dB. This is a good result and shows the beneficial effects of having front-end preselection, but it still ain't as good as a Collins 515-1.

The reciprocal mixing performance was good and this is a reflection of the cleanliness of the synthesised local oscillator. The figures are given in Table 1.

Table 1

Signal spacing (kHz)	Level of interfering signal to degrade wanted signal SINAD by 3dB (dBm)	Reciprocal mixing ratio (dB)
5	-62	69
10	-45	86
20	-40	91
50	-32	99
100	-23	108

These figures place the NRD-545 high on the totem pole, but the result at 5kHz spacing was difficult to determine because of a plethora of audio tones generated within the receiver at close signal spacing. I can only deduce that the d.s.p. system was being slightly confused by what was going on, because I have not experienced this effect on other, more traditional receivers. The

Very similar to the predecessor to this radio the NRD-535.

"...on s.s.b. or c.w., the NRD-545 behaves impeccably..."



"Brave man that I am, I connected a real antenna (eight metres of wire) and had a twiddle round the medium wave."

measurements were taken, as in all my reviews, in the u.s.b. mode with 2.4kHz i.f. bandwidth.

Peculiar Effect

It was when I was measuring the a.m. sensitivity that I realised that something didn't sound quite right and decided to do some careful tuning around. I discovered that tuning through my a.m. test signal, modulated to a depth of 60% at 1kHz, resulted in a most peculiar effect.

The signal sounded perfectly normal when tuned spot-on, but at around 400Hz off-centre, which is still well within the nominal 4.5kHz bandwidth of the receiver, the audio became distorted. Tuning further revealed a dead spot at which the recovered audio disappeared completely, only to reappear as I carried on tuning, but with increasing distortion evident. As tuning continued and the signal fell outside the nominal filter passband, the 'S' meter continued to read at a lower level until at about 8kHz from the nominal centre frequency when it suddenly 'stepped' down and vanished. This effect was identical on each side of the nominal frequency, and was exactly the same when the test was carried out at several r.f. frequencies within the tuning range of the '545. Just in case the modulation depth was causing a problem, I repeated the test at 30% modulation but the strange effects remained.

Brave man that I am, I connected a real antenna (eight metres of wire) and had a twiddle round the medium wave. On 909kHz there was the BBC loud and clear at 30dB over S9. However, at ± 400 Hz off-tune, the poor old announcer sounded like he was being strangled, and after passing through the dead zone where the modulation disappeared, I found that the signal remained at S3 outside the filter passband but sounded just like s.s.b. when received on an a.m. receiver. The "monkey chatter" carried on for about 7 to 8kHz on either side from 909kHz when it vanished. The problem with this effect is that the monkey chatter overlaps into the chatter from the adjacent station and trying out the receiver on

9.5MHz there was a continuous S3 to S5 'monkey chatter' between every single short wave station (remember the 5kHz spacing on short wave), making the receiver useless for checking out weak signals.

Now I have seen comments in another review that the NRD-545 was the finest amateur receiver ever to have been in the shack, and searching the Web sites came up with other comments that on 40m it was the best amateur receiver ever tested. Well, it's a fact that on s.s.b. or c.w., the NRD-545 behaves impeccably, with no sign of the a.m. problems, but I have been taught to be careful when checking equipment and whilst it is always tempting to have a twiddle around the 80 metre amateur band, it's also essential to remember that these receivers are going to be used by keen broadcast listeners and they are not going to be happy with the a.m. on the NRD-545.

A Worthy 'landmark' In Due Course

I was sufficiently alarmed to feel that I should ask for comment on this finding so JRC were contacted regarding the problem. This all came as a great disappointment because in every other respect, the NRD-545 was performing perfectly,

with the d.s.p. functions

providing everything that a utility or amateur radio listener would want.

The ECSS works well, as does the synchronous a.m., the styling and presentation of the receiver is just about perfect, and with the optional v.h.f. converter fitted it should be a desirable

radio. It is, I have to say, close to my ideal h.f. receiver and should

be a worthy 'landmark' in due course, but for the moment I'll stick to old fashioned crystal or mechanical filters for determining the i.f. bandwidth of my receivers and wait for something to be done to the a.m. department of the NRD-545. If a.m. is not your particular field of interest, then the NRD-545 is very attractive and you should take a listen to it - in fact that's the best advice for anyone - go along to your nearest supplier and take a listen. *Que! dommage.* My thanks to Richard McLachlan at **Low Electronics Ltd., Chesterfield Road, Matlock Derbyshire DE4 5LE, Tel: (01629) 580800**, for supplying the review radio.



The Reponse from Japan

We put John's findings to JRC in Japan, the following is their response.

"Thank you very much for your review article in amateur radio magazine. We would like to comment against your review article as follows :

1. Distortion of AM detection

We have found that there was a problem of AM detection algorithm by DSP at the last step of its development. So, the initial several

sample units have not been modified. Our mass production sets have been already modified. If you have a chance, we would like you to evaluate our mass production set again. Or, please try to replace the ROM which we shall send you.

2. Monkey chatter

The digital IF filter is normally with sharp attenuation. So, the monkey chatter might be caused occurred at outside the filter passband. It is not easy to correct this phenomenon.

Please adjust the bandwidth by BWC and

tune it, and you may search even weak signal.

This NRD-545 is the model in which we JRC have our confidence. We are sure that NRD-545 will be the best selling one quite soon.

Best regards"

JRC Design Department - Japan

Please note that this reply is direct from Japan with no editing. So please, only those fluent in Japanese, need criticise the language!

So there we have it. JRC are going to send us a new ROM with the revised algorithms. Watch next month for John's findings. **SWM**

HAYDON COMMUNICATIONS

MAIL ORDER: 0181-951 5781/2

London showroom & Mail Order

132 High St. Edgware, Middx HA8 7EL.

Tel: 0181-951 5781/2. Fax: 0181-951 5782

Open Mon-Fri 9.30-5.30pm. Sat 9.30-2pm

(or easy to remember number:- "07000 HAYDON")

(NEXT DAY DELIVERY £10 TO MOST AREAS)

W. Midlands showroom

Unit 1, Canal View Ind. Est., Brierley Hill, W. Mids.

Showroom now quadrupled in size.

Open Mon-Fri 9.30-5pm. Sat 9.30-2pm



COMMUNICATION RECEIVERS



AR-5000

The AR-5000 advances the frontiers of performance providing excellent strong signal handling, high sensitivity and wide band coverage. Covers 10kHz-2600MHz.

ONLY **£1189.00**



ICOM IC-8500

"Next generation" technology brings you super wide band, all mode coverage from 0.1-2GHz. It's a professional quality communications receiver with versatile features from high speed scanning to computer control.

£UKs LOWEST PRICE



AR-3000A

This highly acclaimed receiver has set its own place in today's demanding market. Your listening horizons are truly extended by its Rx range of

100kHz to over 2GHz and high level performance is achieved by its electronically switched 15 band pass filter system.

ONLY **£649.95**



BEARCAT UBC-9000XLT

An amazing receiver with coverage from 25-1300MHz. 500 memories give ample storage along with auto store, selectable mode, turbo scan (100 channels per sec) alpha numeric facility and much more.

ONLY **£249.00**

SCANNERS



AOR AR8200

The latest all mode innovation in handies. There's too many features to list.

£349.00
(to be confirmed)

AR-8000
SC-8000
ABF-125

Still a top seller.....**£265.00**
Soft case for AR-8000.....**£17.95**
Airband filter.....**£29.00**



MVT-7100EU

Wideband handheld scanner covers 500kHz-1650MHz. (All mode).

SALE PRICE

£199.00

Soft case for 7100EU.....**£19.99**



MVT-9000

The ultimate handheld scanner on the market. Covers 530kHz-2039MHz (all mode). Outperforms any other handheld on the market.

ONLY **£319.95**

Soft case for MVT-9000.....**£19.99**



ICOM IC-R10

The latest high tech scanner. Covers 500kHz-1300MHz. (All mode).

ONLY

£259.00

Standard AX-400.....**£189.00**

Alinco X-10.....**£249.95**

S.W. RECEIVERS



AOR AR7030 PLUS

Third anniversary special edition. Buy one this month and get a UPN87030 notch filter & noise blanker & telescopic antenna free of charge.

ONLY **£879.00** WHILE STOCK LAST

AR7030 award winning comms receiver.....**£679.00**



YAESU FRG-100

Brilliant short wave receiver. Outperforms any other receiver in its price bracket.

ONLY **£429.00**

with FREE Yaesu PSU worth £45



TARGET HF-3

Budget communications receiver. Comes complete with mains PSU and long wire aerial.

ONLY **£149.95**

HF-3M as above plus WEFAX decoder.....**£199.95**

JRC-NRD-345G.....**£669.00**

NRD-54S.....**£1549.00**

Drake R-8B.....**£965.00**

Data Interface for receiving CW/Baudot/ASCII/Amtor/ARQ/FEC/Sitor A/B/Navtex, Weather Fax, and Slowscan TV

£39.95 P+P £2.

Including:- interface and software connects to RS-232/3.5mm lead connects to receiver (no external power needed).

Icom's new computer receiver covers everything from 100kHz-1300MHz (all mode). You supply the PC and Icom will do the rest. Its outstanding performance at HF and VHF even surprised us. Don't take our word for it, try it for yourself. We have it on demonstration at both branches, so come in and put it to the test. Now with free satellite decoding software for colour weather pics.

ICOM PCR-1000



£349.00



ICOM UT-106

DSP digital filter for PCR-1000. Just plug into the PCR-1000 and away you go.

ONLY **£59.95** POST £3

A SMALL SELECTION OF OUR QUALITY USED EQUIPMENT

AR-5000	As new.....	£999.95	PRO-43	VGC.....	£119.95	Opto Scout	As new.....	£249.95
AR-8500	As new.....	£1099.95	SW-100E	As new.....	£119.95	ICF-7600D	VGC.....	£79.95
AR-8000	As new.....	£229.95	HF-150	As new.....	£199.95	R-2000	VGC.....	£299.95
AR-2700	As new.....	£149.95	R-7100	As new.....	£649.95	TS-570D	(Tx disabled).....	£949.95
MVT-7100	As new.....	£179.95	FR6-8800	VGC.....	£249.95	FRG-100	As new.....	£389.95
PRO-46	VGC.....	£99.95	R-5000+VHF	VGC.....	£599.95	SW-SSE	As new.....	£199.95
UBC-120XLT	As new.....	£79.95	Target HF-3	As new.....	£99.95	BC-9000 XLT	As new.....	£219.95
PCR-1000	As new.....	£269.95	PRO-44	As new.....	£79.95	AR-3030+VHF	VGC.....	£429.95

HAYDON COMMUNICATIONS

MAIL ORDER: 0181-951 5781/2

(NEXT DAY DELIVERY £10 TO MOST AREAS)

London showroom & Mail Order
132 High St. Edgware, Middx HA8 7EL.
Tel: 0181-951 5781/2. Fax: 0181-951 5782
Open Mon-Fri 9.30-5.30pm. Sat 9.30-2pm

W. Midlands showroom
Unit 1, Canal View Ind. Est., Brierley Hill, W. Mids.
Showroom now quadrupled in size.
Open Mon-Fri 9.30-5pm. Sat 9.30-2pm



(or easy to remember number:- "07000 HAYDON")

OPTOELECTRONICS



TECHTOYZ MICRO COUNTER

Optoelectronics are ready to pioneer the market by proudly introducing the latest in technology for frequency counter, the Techtoyz Micro counter. It is the smallest frequency counter in the world with a frequency coverage of 10MHz-2GHz. The AA alkaline battery which powers the counter acts as the antenna, so no external antenna is needed.

SALE PRICE **£79.95**

Optional antenna **£7.95**
Micro DTMF Decoder only **£89.95**

OPTO CUB



Miniature frequency finder covers 10MHz-2.8GHz. Includes nicads, charger & antenna. Beware of cheap look-alikes. This is the only counter below £100 with digital capture.

RRP ~~£139~~ SALE PRICE **£99.95**



OPTO SCOUT 3.1-Mk2

Latest mini frequency finder from Optoelectronics. It will capture and memorise up to 400 frequencies that can be recalled directly into the AR-8000. Supplied with ant, nicads and fast charger. RRP ~~£299~~.

SALE PRICE **£349.95**

This month we're giving away a free DB-32 with every Scout sold.



NEW R11

Nearfield FM test receiver covers 30MHz-2GHz.

SALE PRICE **£299.95**



THE XPLOER

How much would you pay for a freq counter, R-10 Interc'r freq., recorder, decoder, deviation meter and GPS interface? The Xplorer does it all!

RRP ~~£899~~ SALE PRICE **£799.95**



Icom R10 + Scout

R10 + Opto Scout including reaction tune data lead. ~~£649~~.

£569.00



BUY THE AR-8000 + OPTO SCOUT TOGETHER INCLUDING MODIFICATION & CONNECTING CABLE. RRP ~~£829~~.

NEW LOW PRICE £599.00

SCANNING ANTENNAS



Q-TEK APOLLO 2000

A brilliant new compact indoor antenna that covers 0-1650MHz and is just 20" tall (collapsed). Supplied with coax and BNC plug fitted.

ONLY **£49.95** P&P £5

Comments from John Griffiths

I have to say that I'm not a fan of indoor antennas like this as earlier desk mounted antennas tended to look like a mad scientist invention. However, I was surprised by the quality of construction of this piece of equipment and it appears to be up to the job it is designed to do. Without getting technical, the Apollo 2000 claims to be able to cover 0-1650MHz. I used it between 100-400MHz approx and was surprised by what it was able to do. It produced clean copy and there was good reproduction with very little breakthrough.



Q-TEK D.C. 2000

A high performance wideband antenna offering superb performance from 25-2000MHz. Transmit range:- 6m, 2m, 70cm, 32cm & 23cm (power handling 200W). Fitted with low loss 'N' type connector. Supplied with mounting brackets.

OUR PRICE **£49.95** P&P £8.50

Comments from John Griffiths

Putting the DC-2000 up gave me a tremendous boost to all signals with the ancient AR-2000 coming alive! Signals were well received and I found that I wandered out of airband - my usual haunt - into all manner of areas that previously have been less than good here due to my location!



Q-TEK HYPER SCAN

Receive 25-2000MHz. A high performance wideband antenna with PL-259 fitting. Complete with mounting brackets.

OUR PRICE **£39.95** P&P £8.50



AIR-44

Prof quality base antenna for AIR. (Civil & military). Due to popular demand we have now introduced a SO-239 version of the highly popular AIR-44N (1.7m long).

£69.95 P&P £8.50

AIR-33 (As above) 1m long **£44.95** P&P £5



DB-32

A miniature wideband antenna. Receives 30 - 1200MHz. BNC fitting only 1.5" long. It's superb (for its size).

RRP **£29.95** P & P £1.

TSA-6671

BNC magmount **£22.95**

HANDHELD ANTENNAS

REGULAR-GAINER RH-770

21cm flexible whip that is ideal as replacement

OUR PRICE **£12.99** P&P £1

SUPER-GAINER RH-9000

40cm flexible model for the ultimate in gain.

OUR PRICE **£16.99** P&P £1

SCANNING ACCESSORIES



Q-TEK HF INDUCTIVE INTERFACE

Allows the connection of any HF antenna to any scanner that has a BNC connector. Simply connect the long wire antenna to the push terminal on the top of the interface and attach to your scanner in place of your existing antenna.

ONLY **£12.95** P&P £1

Comments from John Griffiths

I mounted this on my AR-2000 and was well pleased with the results on HF. Verdict? A clear winner and well worth the reasonable outlay.



SCANMASTER SP-55

Boost reception of your scanner with this pre-amp. 25-1500MHz, variable gain, band pass filters.

RRP **£59.95** P&P £3.50



NEW Q-TEK HF MINITONE

Superb quality short wave ATU. Ideal for scanners. Out performs any other tuner of its size. 100kHz-30MHz. BNC input/output. Connect to a long wire and you'll notice the difference.

only **£49.95** P&P £3.50

Comments from John Griffiths

Results were able to be looked at in terms of a cheap, low cost ATU and I can report that it is certainly good! At under £50, it must be the cheapest on the market and would suit an enthusiast looking at putting an ATU on a capable scanner.



POLICE STYLE HOLSTER "HHC-2"

Matches all handhels can be worn on the belt or attached to the quick release body holster.

£19.95 P&P £1



EP-300

Deluxe over the ear earpiece.

£9.95 + P&P £1



MA-339

Mobile holder for handhels

£9.99 + P&P £2

QS-200

Air vent holder **£9.99** P&P £2



QS-300

A fully adjustable desk top stand for use with all handhels. Fitted coaxial fly (FAI) with BNC & SO239 connectors

OUR PRICE **£19.95** P&P £2

WE WANT YOUR BUSINESS



AMAZING PRICES GUARANTEED. PHONE NOW AND YOU'LL GET FIRST CLASS SERVICE, SAVINGS AND SUPPORT.

NEW PRODUCTS



THE Q-TEK INTRUDER MODEL QT-2000

Superb quality wideband receiving antenna. Covers 100kHz-2GHz (all mode). ★ Size only 290 wide x 430 high x 45mm deep. ★ Can be mounted like a picture frame on a wall ★ Can be loft mounted ★ Mounted externally like an alarm box ★ 2 x SO239 sockets.

For HF:- this unit utilises 6 independent HF "inductively" shortened verticals and has a separate wire connection for using the internal MLB (Magnetic Balun).

For VHF/UHF:- that's a semi-secret, although a clever mixture of fan dipole arrays and inductively fed elements help maximise its performance:- It's the most compact all round aerial that works very well!

Ideal indoor or out. **£99.95** + £6 P&P.

Comments from John Griffiths

In rounding up, the intruder performed better than I expected and with little fuss in mounting and connecting up. It appears rugged enough to live out of doors and will also fit nicely on the wall - perhaps an outside wall being the ideal though I have to admit having no problems with my inside one. I found it a pleasing addition to my set-up - with cable correctly mounted and run - it should look professional and very much a part of the kit in the shack. I would suggest that this is the antenna many of us have long been looking for and therefore have no hesitation at all in saying it is definitely the business.



UK Scanning Directory

6th Edition
New UK Scanning Directory
(6th edition). 25-1.8GHz.

£18.50 (P&P £2.50).

GARMIN PRODUCTS



GARMIN GPS-III

The latest hand-held GPS with a pre-loaded map of Europe.

SALE **£319.95**



NEW GPS-12 NAVIGATOR

(now with 24 hour battery life)
12 channel receiver. Includes:- UTM, ordnance survey, waterproof to IPX-7 standard).

SALE PRICE **£129.95**

GPS-12XL (Includes Europe C.P.D.).....**£209.95**
GPS-II New version.....**£245.00**
Cigar power lead.....**£20.00**
Optional active magmount antenna.....**£39.95**

Short Wave Magazine, July 1998

THE SW SPECIALIST



SONY SW-100E

Award winning miniature portable SW receiver. Its performance is brilliant for its size. The best shortwave receiver for under £250.

RRP £220. SALE PRICE **£149.95**
AN-100 Active aerial/100E.....**£54.95**



SANGEAN ATS-818

Award winning portable SW receiver. (All mode 0-30MHz). RRP £169.95.

OUR PRICE **£119.95**



ROBERTS R-809

Portable SW receiver continuous AM coverage. 150kHz-30MHz.

OUR PRICE **£79.95**



AN-1

Superb Sony active base compact short wave antenna (0-30MHz). Indoor or outdoor use.

OUR PRICE **£59.00**

Improve the reception of your portable. Works with any receiver.



SONY SW-55E

Superb quality portable SW receiver with 125 presets. 100Hz step tuning for shortwave. Includes compact antenna, stereo headphones and carry case. RRP £299.95.

SALE PRICE **£235.00**



ROBERTS

R-861

Portable SW receiver with SSB and RDS. RRP £199.95.

OUR PRICE **£169.00**



ROBERTS

RC-828

Portable all mode SW receiver with built-in cassette recorder.

OUR PRICE **£199.95**

HF ACCESSORIES



Q-TEK HF-30

An amazing new design concept in compact HF antennas. Thanks to its six-stage multi resonant coil system stacked vertically utilising a magnetic balun at the base you can obtain better results than ever experienced from a compact-vertical HF antenna. (SO-239 fitting:- 4' high - clamps to any mast up to 2" dia). 0-30MHz.

OUR BEST SELLER ONLY **£79.95** (DEL £8.50)
SUPERB HF SHORTWAVE ANTENNA Send SAE for review

NEW SP-1 SPYWIRE

Ideal for any receiver. Receives all short wave bands. All mode, no ATU required. Built in balun. SO239 connection.

£24.95 + £3 P&P

Q-TEK LW-2

The ultimate in high quality long wire antenna kits. Complete ready to go wire antenna that should last forever - don't forget you get what you pay for! (0-30MHz) length - adjustable up to 150ft.

£39.95 P&P £5.
(All parts - high quality and replaceable)



Vectronics Active SW antenna 0.3-30MHz with adjustable sensitivity. Simply connect to a receiver and away you go.

New low price **£69.95**

NEW Q-TEK BALUN

Short wave magnetic long wire adaptor for any short wave receiver. Simply screw onto receiver & connect the wire via supplied screw terminal. (It's brilliant).

PL-259 ONLY **£19.95** P&P £1



HOWES CT-U9

SW ATU with built-in balun. SO239 fittings.

ONLY **£69.95** P&P £4
CT-U8 SW ATU.....**£49.95** P&P £4

AN-71 PORTABLE ANTENNA

1.8-30MHz unwinds to 28ft. Supplied with clip adaptor. Winds back in seconds. Great for portable use, indoors etc. Connects to any receiver.

OUR PRICE **£9.95** P&P £1

'PRO-50

Peter Julian
G7PRO tells of
how he went
about
customising
his Tandy PRO-
50 scanner.
His labours
yielded a
much
improved
radio.

When I saw Tandy selling the PRO-50 scanner for £49.99 in the January sales, I couldn't resist the offer. For some time I had been considering

buying a simple, uncomplicated radio. With the PRO-50 I was pleasantly surprised. This type of design has a tuned front-end unlike the ultra-wideband scanning receivers which use a high first intermediate frequency and band pass filters. The sensitivity was satisfactory, especially on u.h.f. and despite the number of frequencies listed in the manual, on my set I could only find two major birdies in each of the v.h.f. bands and none in the u.h.f. band. (I class major as ones which open the squelch even without the rubber duck antenna connected.) Even these did not totally 'lock-up' the receiver when used with an external antenna.

However, to get this result on u.h.f., I must admit to changing the rubber duck antenna supplied with the set to the type used on the AR1000 with no loss of sensitivity. When using the supplied antenna there were five birdies which stopped the radio's progress during search but with the other antenna, none. Not that the Tandy antenna isn't any good, it's fine, but for some reason it does appear to resonate too easily with some of the internal signals.

The Modifications

Protection

The first internal modification I made was to fit back-to-back protection diodes across the antenna socket. As a licensed radio amateur, I didn't want to cause any damage by accidentally squirting too much r.f. into the receiver's front-end when doing various tests and experiments in the shack. It's a simple job to solder two 1N4148 diodes (as in Fig. 1) across the BNC socket from

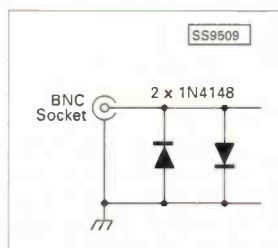


Fig. 1: First the high level r.f. protection.

the centre to the earth solder tag, keeping the wires as short as possible.

Putting It On Hold

I sometimes find it useful to punch in a frequency and monitor without entering it into memory. With the PRO-50 you can enter a frequency and then in order to listen, you press one of the search buttons.

However, immediately a search button is pressed, the scanner shoots off in search mode, away from the entered frequency. In order to make it stay put, you first have to open the squelch, enter the frequency, press search and then press monitor before again closing the squelch.

To move along each frequency step manually, the squelch has to be open. When the set stops in search mode, if you then wish to stay on that channel after the transmission has stopped, the monitor button has to be pressed. This action enters the frequency into the monitor memory. I decided that a hold switch would be useful which enabled a frequency to be entered and the search button pressed without having to open the squelch or use the monitor memory. This then was my next modification.

Micro Control

The microprocessor within the PRO-50 controls both scan and squelch from the same input line. There is no apparent reason why the microprocessor has to control squelch and so I proceeded to separate the operation.

To get started the case needs removing. This is accomplished as follows. To open the case the battery should be removed and the four screws on the rear removed. The back can then be gently pulled off. Note that with the battery removed there is only about an hour before memory information is lost.

Moving on to the p.c.b.s now. First of all two tracks on the top board have to be cut, the one carrying the squelch/scan stop information to the microprocessor and the other carrying the squelch mute control from the lower digital board. No boards have to be removed from the set to do this and Fig. 3 shows the actual tracks to cut while Fig. 2 shows the circuit modifications and additions for this and a tape control modification.

Solder Pads

On the squelch/scan track there are two little solder pads. On my set, I cut between these pads.

MODS

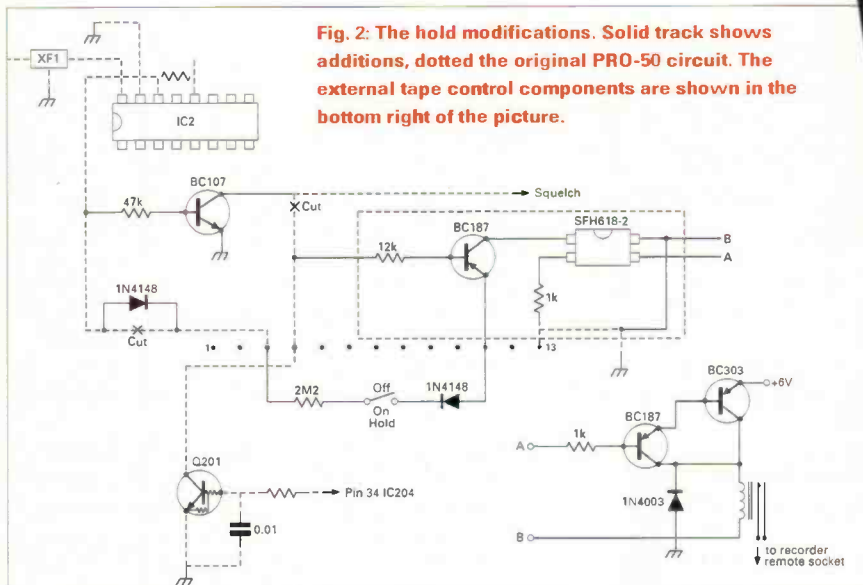


Fig. 2: The hold modifications. Solid track shows additions, dotted the original PRO-50 circuit. The external tape control components are shown in the bottom right of the picture.


From the radio side, a diode was soldered across to pin 3 of the board interconnecting plug. If you have a surface mount diode then the other pad could be used instead of pin 3. On the squelch mute control track use was also made of a tiny solder pad to anchor the collector of a small signal

switching transistor. The emitter was soldered to a land on the earth track.

A 47kΩ resistor was then connected between the base of the transistor and the radio side of the diode. This allows direct control of the squelch by the scan line from the r.f. amplifier

The starting point the standard trim PRO-50.

Some signs of activity having taken place!



'PRO-50 MODS

Peter Julian Customises his Tandy PRO-50 Scanner

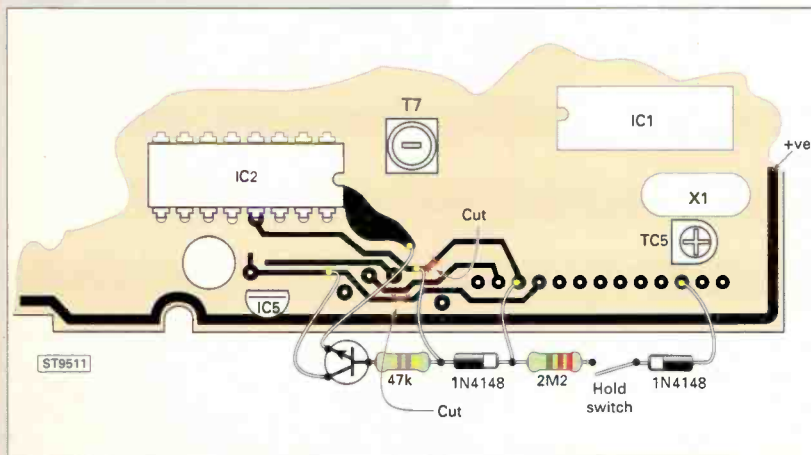


Fig. 3: The tracks to cut and where to fit the additional connections.

and demodulator integrated circuit (IC2).

Then a 2.2M Ω resistor was soldered to pin 3 and connected to a switch and another diode from the switch to pin 11 of the interconnecting plug. Now closing the switch will stop scan or search but will not open the squelch.

The solution seems to work well but does appear to have introduced a fractionally longer delay time between the end of the squelch closing and scan starting. I think this has something to do with a small time constant being added onto the scan line with the additional components.

A slightly more elaborate electronic switch with a higher impedance input than the combined single transistor and 47k Ω would probably overcome this, but in practice I didn't find it worth the extra bother. In fact, I personally find the extra delay time quite useful.

Some Suggestions

When carrying out this modification I would make the following suggestions:-

- 1) Use a fine tipped bit on the soldering iron.
- 2) Fold a piece of card over the side of the case to protect it from damage should the soldering iron accidentally touch it.
- 3) When drilling into the case to fit a switch, cover the spot to be drilled with Sellotape or masking tape, mark it out carefully, making sure that the hole is not too low down, i.e. there's enough clearance between the switch and the 13-pin board interconnecting array.
- 4) Hold the case gently but firmly in

a vice with card to protect it from being scratched by the jaws and drill **slowly** using a hand drill. A rectangular slot can be easily formed from filing two holes drilled side by side. A suitable needle file should be used.

Tape Control

The modification to the hold circuitry made redundant the PRO-50's original transistor switch (Q201) used to open and close the squelch. This seemed a bit wasteful, so I decided to use it to provide a facility to switch a tape recorder on and off. I prefer not to connect external devices directly to the scanner. So I decided that using an opto-isolator was the answer. This allows an external interface to be plugged into the scanner which through the opto-isolator will enable the interface to switch a relay.

One set of relay contacts can then be connected to the tape recorder's remote socket. The circuit of the tape control add-on is shown in Fig. 2. Please note that switching to hold will automatically activate the tape recorder but the system will also work in all other modes. I find that manual or monitor modes are probably the preferred method of use.

Using a 2.5mm socket is a good way of connecting the scanner to the interface. The components are not critical. Apart from the opto-isolator, all the components came from my 'junk box' and both the external interface and the opto-isolator circuit were assembled onto pieces of Veroboard. My unit features all p.n.p. type transistors in the tape control add-on.

Depending very much on the type of tape recorder being used, it might be possible to fit the relay board internally within the machine. Obviously if you are using a micro-style note taker then I guess you're left with having a trailing lead set-up.

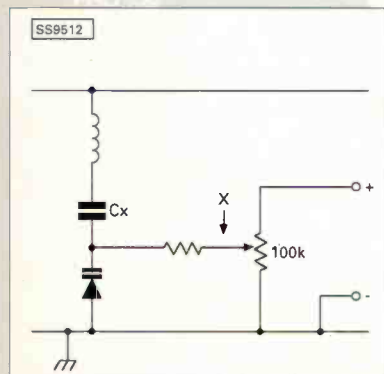
Image Problems

As might be expected with such a cheap radio, image problems on the mid-band v.h.f. proved a problem with f.m. broadcast signals breaking through quite strongly.

"Why don't the designers put the local oscillator frequency below the tuned frequency instead of above?"

One of the attractions of triplex-conversion scanners is

Fig.4: The set-up circuit for the notch filter.



ASK ELECTRONICS LTD

248/250 TOTTENHAM COURT ROAD, LONDON, W1P 9AD • Tel: 0171-637 0353/0590 • Fax: 0171-637 2690



SONY RADIOS ARE ON SPECIAL OFFER

YOUR SONY SPECIALIST

All products covered by a total manufacturers guarantee

- NEW FROM SONY**
- ICF-SW1000T RRP £449 ASK price £360.00
As reviewed in Short Wave Magazine April issue
 - ICF-SW77150 29995kHz, usb/lb cw, 160 memories & labelling facility, 5 event timer, world timer RRP £429.95 ASK price £350.00
 - ICF-SW55 RRP £299.95 ASK price £250.00
 - ICF-SW100E RRP £219.95 ASK price £149.95
 - ICF-SW100S KIT inc active antenna RRP £299.95 ASK price £235.95
 - ICF-SW7600G RRP £199.95 ASK price £120.00
 - ICF-SW30 RRP £79.95 ASK price £69.95
 - ICF-SW10 RRP £49.95 ASK price £39.95
 - ICF-SW12 RRP £65.00 ASK price £55.00
 - ICF-SW40 RRP £119.95 ASK price £84.95
 - AN1 Active SW antenna RRP £74.95 ASK price £59.95
 - AN-71 Wire antenna £4.99
 - AN-100 Active antenna for ICF-SW100 or ICF-SW7600G £49.95
 - AN-102 Compact active antenna £59.95

ROBERTS	ASK price
RC-828 RRP £219.95	£180.00
R-827 RRP £179.95	£135.00
R-861 RRP £199.95	£165.00
R-809 RRP £119.95	£89.95
R-617 RRP £129.95	£115.00
R-876 RRP £129.95	£120.00



SW Receivers

HF-150	£369.95
KEY PAD	£39.95
PR-150	£205.00
IF-150 interface	£39.95
HF-250	£700.00

GARMIN	RRP	ASK price
GPSIII	New portable 12 CH GPS rcvr with road mapping	£449.95 Special offer
GPS-12XL	12 ch h/held GPS rcvr, ext ant input	£262.00 £205.00
GPS-11 plus	As GPS-12XL/detachable ant/vert-horiz display	£266.00 £205.00
GPS12	As GPS12 but with no ext ant input	£180.00 £120.00
ASK clearance sale		
GPS120	Fixed large screen display	£429.95 £199.95
GPS65	Fixed large screen display with keypad	£429.95 £199.95
Eagle GPS Explorer	12 ch h/held rcvr	£249.95 £199.95
GPS Antenna		
GPS150	Watson active ant (mag mount)	£39.95
GA27	Garmin active ant for	£74.95
GA26	Garmin active ant for	£74.95

MAIL ORDERS WELCOME ON THE ABOVE PHONE NUMBERS. FAST-EFFICIENT-CONVENIENT TO YOUR DOOR STEP!!

Frequency Guides and Books

UK Scanning Directory 5th edition	£12.00
UK Scanning Directory 6th edition	£18.00
Scanners 3	£9.95
UHF/VHF Frequency Guide	£12.95
Passport to World Band Radio 1998	£14.95
World Radio TV Hand Book 1998	£18.95
Global Radio Guide	£3.95
The Worldwide Aeronautical HF Radio Handbook	£6.95

International Airband Radio Hand Book	£9.95
How to Interpret Facsimile Weather Maps & Charts	£8.95
The Worldwide Aeronautical Communication Frequency Directory	£19.95
Weather Reports from Radio Sources	£6.95
Simple GPS Navigation (Land, sea & air)	£9.95
Air Band Radio Hand Book 6th Edition	£9.95
Klingenfuss the super freq list CD ROM	£29.95
Shortwave International Freq Handbook	£12.95
Ferrells Confidential Frequency List 10th ed	£19.95
Radio Listeners Guide	£4.95
Scanner Busters 2	£6.00



- AR7030 Voted best table top HF rcvr available at the best price ~~£799.00~~ £675.00
- AR3030 Another high quality HF rcvr by AOR 30kHz-30MHz ~~£499.00~~ £440.00
- AR-5000 High performance wide band base rcvr 10kHz-2600MHz ~~£1495.00~~ £1175.00
- AR5000 +3 As above but with noise blanker, syncr AM & AFC ~~£1749.00~~ £1375.00
- AR3000 all mode base rcvr 100kHz-2056MHz no gaps RS232 port fitted ~~£799.00~~ £615.00
- AR3000 plus As above but with narrow AM & SAT filter, tape relay SDU ready ~~£899.00~~ £670.00
- AR8000 Still the best h/h rcvr available. All mode 500kHz-1900MHz ~~£349.00~~ £260.00
- SA7000 Ultra wide passive ant 30kHz-2600MHz ~~£130.00~~ £115.00
- SAO8000 Link between AR8000 & Opto Scout. No mod req. £24.95
- CU8232 Computer control/clone interface for AR8000 £79.95
- PC Manager PC based DOS management software for AR8000 £49.00
- PC Manager WIN As above Windows based for AR2700 & AR8000 £49.00
- Opto Scout Freq counter 400 mem 10MHz-2GHz ~~£399.95~~ £319.95
- Xplorer Freq ctr recorder, decoder, deviation mtr, GPS interface ~~£899.95~~ £699.95
- AR8000 + Scout Package AR8000 + Scout + SAC8000 ~~£775.00~~ £615.00
- AR7030 3rd anniversary new limited edition ~~£999~~ £879.00

SCANNERS

YUPITERU	
VT-12511	Civil air band £179.95 £159.95
VT-225	Civil and military air band £239.95 £209.95
VT-150	Marine band £179.95 £159.95
MVT-3300	New budget priced rcvr £229.95 £169.95
MVT-7000	200kHz-1300MHz h/h rcvr WFM, NFM, AM 200ch £249.95 £215.95
MVT-7100EX	100kHz-1650MHz h/h rcvr all mode 1000ch £269.95 £195.00
MVT-7200EX	As above with narrow AM £369.95 £299.95
MVT-9000	500kHz-2039MHz h/h rcvr, all mode, 1000ch £489.95 £330.00
MVT-8000	Base/mobile rcvr, 200kHz-1300MHz, 200ch £329.95 £295.00

ALL OF THE ABOVE ARE CE APPROVED AND OF LEGAL UK STOCK

UNIDEN	
UBC-65XLT	65-512MHz, 10ch mem with gaps £99.95 £55.00
UBC-80XLT	PMR/marine/VHF & UHF ham £129.95 £99.95
UBC-220XLT	As above also with air band £229.95 £135.00
UBC-3000XLT	25-1300MHz + gaps 400ch £299.95 £199.95
UBC-9000XLT	Base rcvr 25-550 & 760-1300MHz 500ch £299.95 £250.00



IC-R10	500KHZ-1300MHZ all mode receiver £379.95 £260.00
ICPCR-1000	PHONE £1695.00
IC-R8500	pro base rcvr £1695.00 £1450.00
REALISTIC	
DX-394	HF receiver £349.95 £149.95
PRO-26	Wide band receiver £299.95 £199.95
PRO-2042	Wide band receiver home base £429.95 £309.95
WELZ	
WS-2000	As above with 800ch mem £299.95 £209.95
CNB-401	Nicad pack £11.95
CSA-401	AC charger £35.00
WSC-1000	Soft case £15.00
AX-400	£199.95
YAESU	
FRG-100	As reviewed in SWM Nov 97. Still the finest SW rcvr in its class £499.95 £435.00
FRG-9600	Wide band base rcvr 60-905MHz £519.95 £459.95

PLEASE MAKE ALL CHEQUES PAYABLE TO: ASK ELECTRONICS AT 248-250 TOTTENHAM COURT ROAD, LONDON W1P 9AD

For the best prices give us a call on: 0171-637 0353

All products are subject to a posting & packaging charge

"The design problem with this type of filter is choosing the right value of components so that the filter actually tracks in step with the received frequency."

their high first intermediate frequency which renders them fairly immune to image signal reception. The PRO-50 is only dual-conversion and has a first i.f. of 10.7MHz and therefore is prone on mid-band v.h.f. signals to images from 21.4MHz above and on high-band v.h.f. and u.h.f. 21.4MHz below the actual tuned frequency. Notch filters are a good way of eliminating or at least considerably reducing the problem.

This solution is fine if the set is left monitoring one frequency, but when the radio is scanning or searching and looks at frequencies near the one to which the notch is tuned, the signals will be attenuated. My solution is a notch filter which will tune in step with the scanner.

The circuit for such a filter is shown in Fig. 4, here using a potentiometer to tune manually. The variable voltage produced by the scanner to tune its own front-end can also be used to tune the filter so it tracks automatically.

Correct Values

The design problem with this type of filter is choosing the right value of components so that the filter actually tracks in step with the received frequency. Reference to the circuit diagram of the PRO-50 provided me the resistor and capacitor values, but as for the inductor values and Varicap diodes, there were only part numbers which did not correspond to any numbers I could find in reference books!

However, all was not lost. Tandy at Bilston Road can provide the components. At first I was going to use the component values for the

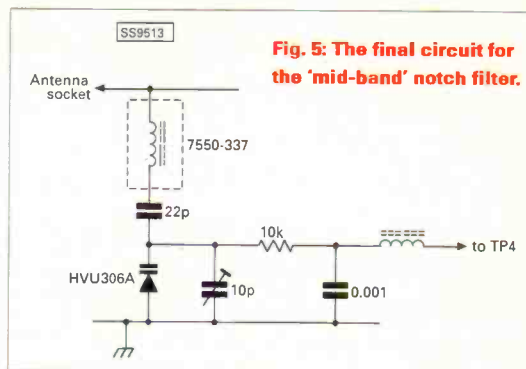




Fig. 5: The final circuit for the 'mid-band' notch filter.

antenna circuit until I realised that these were for frequencies some 21MHz away from those in need of notching out. On reflection, I decided it would be better to use the local oscillator values since the oscillator runs 10.7MHz nearer to the image frequency.

Finding the value of C_x needed a little experimentation. For mid-band v.h.f. it would need to be slightly less than the value used in the oscillator circuit. The circuit was made up, again, on a tiny piece of Veroboard with all the components mounted on the top side except the Varicap diode which was soldered across on the track side. (You need a steady hand and possibly a watch maker's eye glass to do this). A short length of coaxial cable with a BNC plug on one end was connected to an antenna socket and the filter was wired across this. A temporary control for the Varicap was set up as in Fig. 4. An antenna and the scanner were duly connected.



Tucked in tight, the new switch and hold circuitry can be seen at the lower edge of the picture. The tuneable notch filter and back-to-back diodes can be seen on the left hand upper side. Note the insulation under each assembly.



The prototype tape control unit.

I tuned the PRO-50 to a broadcast image between 69 and 70MHz and the control voltage for that frequency was measured at test point TP4 which is located by the power socket.

The filter was then tuned using the Varicap until the signal disappeared or was degraded as much as possible and the voltage at point X noted. The tuning slug could also be adjusted slightly but the trimmer was best left mid position. If the voltage on the test set-up was much higher than that measured at TP4, then the capacitor value needed to be reduced. When the two voltage measurements were virtually the same.

Setting Up

I fitted the filter into the radio and connected the voltage control line to TP4. Input and earth leads must be kept as short as possible. A stout piece of stiff wire connecting the top of the filter to the BNC socket and another piece soldered from earth to the nearest transformer can, kept the filter firmly fixed. Final adjustments were then made to the trimmer and transformer core using images of Radio 2 and Classic FM. The easiest way to do this is enter one frequency in a memory (Radio 2 Fx - 21.4MHz), then switch-on hold (assuming that this mod has been done of course) then press manual, enter the second frequency (Classic FM Fx - 21.4MHz), press either the up or down scan button and press monitor.

Then by pressing either manual or monitor the radio can be toggled quickly between the two frequencies as adjustments are made. Tune the filter by adjusting the transformer core on the lower frequency and the trimmer on the higher one. I found that when the filter was connected to TP4, some of the birdies increased in intensity. Connecting a choke in line as close to TP4 as possible cured the problem completely.

The final circuit for the mid-band v.h.f. notch filter is shown in **Fig. 5**. In use the filter gives some effective reduction of image break through of the broadcast signals when the scanner is used with a helical or whip antenna but, if a base station antenna is used, although there is still some reduction, it is often not sufficient to allow the squelch to remain completely closed. Obviously, results will vary according to how close the scanner

is to the broadcast transmitters. In areas of very high signal level, the filter on its own will be insufficient to give a lot of improvement but at the very least it should reduce the bandwidth covered by the image signal with negligible insertion loss to other signals.

Images From The Other Side

It should be possible to make a similar filter for high band v.h.f. remembering that on this

band the local oscillator runs 10.7MHz below the received signal. However, for me, image breakthrough on this band was not a real problem and, anyway, inserting a second filter would probably have meant extra band switching to take the filters in and out of circuit in order to prevent unwanted interaction between them. If anyone has any further development of this modification, I'm sure *SWM* would be interested to hear from you.

*Indeed we would. If you have any modifications that you have successfully carried out to your scanner or any other piece of monitoring equipment that has improved its performance, let me know. You can E-mail me or drop me a line at the Editorial Offices. We may be able to publish your mods. - Ed. *SWM**



"...image breakthrough on high band v.h.f. was not a real problem..."

You Will Need

Hold Switch

Resistor	
47k Ω	1off
2.2M Ω	1off
Diode	
1N4148	2off
Transistor	
BC107 or similar n.p.n. switching transistor	

Miscellaneous
Slide switch, micro miniature 2-way.

Tape Control

Resistor	
1k Ω	2off
10k Ω	1off
Diode	
1N4003	

Transistors	
BC303	1off
BC187	2off

Opto-isolator	
SFH618-2 (CY94 Maplin)	1off

Miscellaneous
6V relay; 2.5mm socket; 2.5mm plug.

Other plugs and sockets as required to connect to tape recorder.

Notch Filter

Resistor	
10k Ω	1off

Capacitors	
22pF	1off
1nF	1off

Trimmer	
10pF (WL69 Maplin)	1off

Inductors
RFC

The following items obtained were from directly from Tandy at: **InterTAN UK Ltd., Bilston Road, Wednesbury, West Midlands, WS10 7JN. Tel: (01922) 433000.**

Service Manual Ref. no.

Tandy part number
HVU306A silicon Varicap diode
DI0941
7550-337 transformer
CO4509

The PRO-50 service manual was, at the time of writing, available from any Tandy dealer.

AIRMASTER

Dedicated Civil & Military Airband Antenna

For those who take airband seriously!

Airmaster is a high performance antenna, designed specifically for the 117-137 MHz civil, and the 224-400 MHz military airbands. In fact the Airmaster is eight separate antennas in one package, two elements cover civil, and six elements cover military frequencies.

This unique design out-performs general purpose, broadband, scanner antennas, because it is resonant only on its design frequencies, thus providing stronger signals within, and reducing unwanted signals from outside these frequencies.

Constructed of stainless steel, heavily chromed brass & anodised aluminium. Complete with mounting brackets & "V" bolts.

£59.95 inc VAT Carriage £5.00 (UK mainland)



AERIAL DESIGN & MANUFACTURE

Trade enquiries welcome

Tel/fax 01242 680653

www.chelcom.com Email sales@chelcom.com

Riverside House, Homecroft Drive, Cheltenham GL51 9SN



SPECTRUM COMMUNICATIONS

Unit 6B, Poundbury West Estate, Dorchester, Dorset DT1 2PG

Opening times: 9.00am - 1.00pm, 2.00pm - 5.00pm Tue-Fri, 9.00am - 1.00pm Sat. Closed Sun & Mon

WEATHER SATELLITE SYSTEM

WEATHER SATELLITE RECEIVER, 5 channel crystal controlled receiver with scan facility and effective S meter. Good immunity to adjacent channel paging interference. Monitor loudspeaker and remote switching facility. Type **WSR**. Boxed kit **£127.40**. Boxed built **£184.75**. Insured post **£5.00**.

SATELLITE ANTENNA, 2 element crossed Yagi phased for circular polarisation and beamed skywards. Ready to assemble **£35.00**. Postage **£5.00**.

COMPUTER INTERFACE Universal receive interface that works really well with all popular software for weather pictures. Type **UNIFACE 1000**. Boxed kit **£30.00**. Ready built **£45.00**. Postage **£2.50**.

SYSTEM CABLES DIN to phono for UNIFACE to receiver. DIN to 9 or 25 pin D for UNIFACE to computer. State type required when ordering. Parts **£5.50**. Made-up **£10.00**. Including postage.

JVFAX SOFTWARE A copy of the popular shareware version 7.0 or 7.1a on a 3.5" floppy disk. **£2.50**. Postage **50p**.

COMPLETE SYSTEM as described above and including complimentary JVFX version 7.0 or 7.1a software but not including antenna download, in kit form **£202.90** including carriage. Ready built **£285.00** including carriage.

AMATEUR KITS AND READY BUILT MODULES

RECEIVE PREAMPS for 2, 4, 6 or 10 meters. Gain >26dB and NF <1dB on 2, 4, 6m versions, gain >20dB, NF <2.5dB on 10m version. 100W through power handling. **RP2S, RP4S, RP6S**. PCB and hardware kit **£29.00**. Ready built **£44.00**.

MASTHEAD PREAMPS for 2, 4, or 6 meter specification as above, together with station feed box. **RP2SM, RP4SM, RP6SM**. PCB and hardware kit **£39.50**. Ready built **£49.00**.

TRANSVERTERS for 2, 4, or 6 meters from 2m or 10m drive. 25W transmit output and 15dB receive gain. Standard version **TRC2-10L** or **TRC4-10L** or **TRC6-10L** are driven with 1-500mW on 10 meters. PCB and hardware kit **£150.80**. Ready built **£208.50**. Interface versions **TRC4-10iL** or **TRC6-10iL** or **TRC6-2iL** are driven from 0.5-10W on 2 or 10m respectively. PCB and hardware kit **£160.00**. Ready built **£226.00**. **TRC4-2iL** is also available ready built only.

SPEECH PROCESSOR increases the average power of sideband transmissions by 10dB and together with enhancement of higher voice tones increases the intelligibility of your signal. It sounds nice too. **SP1000**, PCB and hardware kit **£27.50**. Ready built **£42.75**.

AUTO-TONEBURST provides 1750Hz for 500ms for repeater access, 28 x 28 x 14mm. **AT1750**, PCB kit **£5.00**. Built **£7.50**.

KAYTONE end of transmission morse letter K. Ideal for busy bands to help you be heard in the QRM. **KT1000**, PCB kit **£9.00**. Built **£15.50**.

TELEPHONE AND FAX
(01305) 262250



SEND SAE FOR CATALOGUE

The Long & The Lat Of It

Godfrey Manning G4GLM

"It's easy," I said to Graham Tanner, our 'SSB Utilities' columnist, "to find the location of an air base. Just look up the latitude and longitude as stated in one of the published Supplements!"

He wasn't that impressed. What if there were readers who didn't know about latitude (lat) and longitude (long)? We'd confuse them. Fair point. After my crash course in this subject, you'll be able to navigate yourself anywhere in the world! Here goes.

Going Round In Circles

Before getting complicated about lat and long, let's start with the familiar, humble, circle. Actually, they are full of surprises, being the shape which maximises area while minimising circumference. A circular field contains the most grass yet needs the shortest run of fence to enclose it.

Then, the ratio of circumference to diameter (i.e. divide circumference by diameter for any circle) is always a fixed amount what we call pi. Also, we find that our number system can't write pi (unless we use up an infinite quantity of decimal places), yet pi is real enough and even comes into all sorts of radio and electronics calculations.

Enough of the magic of the circle (as distinct from Magic Circle, a club for magicians). I've described the circumference as the actual thing you draw to make a circle on paper, or the fence enclosing a circular field.

The centre of the circle is smack bang in the middle, like the bull's eye on a darts board. Any straight line that starts at the edge of the circle, goes through the centre and stops when it meets the edge opposite to where it started, is a diameter.

The centre is the point through which all diameters pass. If you start at the centre and go along half a diameter to the edge of the circle, this is called a radius.

Now, you'll need a protractor. One of those circular (or half-moon shaped) plastic things with angles marked on it, as sold in stationery shops. (I don't know why they're called that, they're also stationary - well have you ever seen one on the move?).

The full circle type is best. Around the edge are marked 360 equally-spaced notches. Each lies, of course, at the place where one of the diameters meets the circumference.

Short Wave Magazine, July 1998

If you draw the radius from one notch to the centre, then draw another radius from the adjacent notch (also to the centre), you get two radius lines that are so closely spaced, they're hard to tell apart. The angle between them, measured where they meet at the centre, is one degree (1°). Nothing to do with the degrees proof of JW's wine, although all this geometry could drive you to drink (or chocolate in my case!).

It takes 360° to go round a full circle. Interestingly, 90° gives the immediately-recognisable perpendicular right-angle. Half-way round a circle, then, is 180°.

Here Is The News - I Mean NESW

On ordinary maps, it's conventional that the top edge faces the North Pole. Where's that? Now you need a globe, the sort that looks like a football with a map of the world painted on it and able to spin round.

The earth really does spin and in exactly the way shown by the globes that you can be in stationary (or moving) stationers. It does it without being held up by a pair of spindles or even the mythical Mr. Atlas. But, it behaves as if those supporting spindles were there.

Look at the globe again. One spindle, the one nearest to the British Isles, is attached at the top, i.e. at the North Pole. So, the other spindle, at the bottom, near Australia, is at the South Pole.

Now back to a map. The top points to the North Pole and the bottom to the South Pole. Start with a pristine map, just off the press, and fold it in two so that it looks like the way a newspaper is folded. Open it out. Do you agree that the fold runs from top to bottom, north to south?

Now, make a fold at right-angles to the first one. Open out the map, north at the top. The second fold runs from west (over to your left) to east on the right). If a protractor is laid on the centre of the map with the northwards fold running through the 0° mark, then east would be at 90°, south at 180° and west at 270°, which is the basis of steering a compass heading. Hence, North-East-South-West, NESW, running clockwise round the protractor or map.

Go Globular

The planet earth is a sphere, like a cricket ball. Just like the ball that Wallace hit for six onto the roof of the stands, it's actually slightly flattened. I'll ignore

It takes 360° to go round a full circle. Interestingly, 90° gives the immediately-recognisable perpendicular right-angle. Half-way round a circle, then, is 180°.

NEW AR8200 *The Superior Concept*

The AR8200 is a beacon representing a new approach, new features and forward thinking. This certain recipe for success builds on the popularity of the AR8000, adds technology originally developed for the award winning high performance AR5000 base receiver, ideas from listening to the needs of enthusiasts and a 'touch' of AOR design & innovative magic.

The AR8200 is a totally new design rather than simply an updated model. The all important **8.33 kHz airband channel step** is **correctly implemented** (eight-and-one-third, 33, 66, 00). Channel steps are provided in a menu and may be programmed in multiples of 50 Hz in any mode (i.e. 5 kHz, 12.5 kHz or even 1.25 kHz). Extensive step-adjust and frequency offset facilities are also provided (as per AR5000) to ensure tracking of the most obscure band plans, AFC is included for spot on tuning ensuring that nothing is missed. A wide frequency coverage is available from 530 kHz to 2040 MHz (no gaps) with actual minimum acceptable frequency of 100 kHz. The RF front-end is preselected around VHF to ensure the highest levels of adjacent channel rejection with software spuri cancellation. The short wave bands are converted directly to an IF of 45 MHz to remove compromise and the AR8200 is supplied with a **detachable plug in medium wave bar aerial** for localised monitoring with a negative feedback circuit employed.

The **side keypad provides four arrow keys presented as a single 'rocker'** resulting in more natural and intuitive navigation through the on-screen menus. Tuning is accomplished via a variety of controls including a side panel indented main tuning dial, arrow keys and keypad. A larger than average back lit LCD with contrast control provides

operational data with the ability to add **12 character text comments** to each memory channel and search bank, a text search feature simplifies identification and recall of stored information. A high resolution signal meter and **multi-function band scope** is provided with adjustable width and **save trace functions**. The scratch resistant "military green" cabinet has a quality feel.

Flexible dynamic memory bank layout is provided (memory banks may be varied in size between 10 and 90 channels each i.e. bank 'A' 80 channels / bank 'a' 20 channels with bank 'B' 40 channels / bank 'b' 60 channels etc). 1,000 memories, 20 memory banks, 40 search banks, select scan list, priority and lockout facilities are included. It is also possible to edit and delete individual memories, swap, copy, move and delete whole banks including dumping all data.

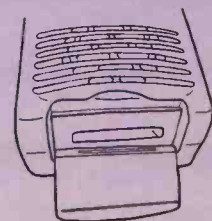
Computer control is available via a metallic side mounted robust connector and optional lead, an extensive RS232 command list is supported. A software package is under development which will be made available as an internet free download over the coming months. This connector also supports clone of data between two AR8200 along with tape output, detector output, mute and AGC.

As if this was not enough, **optional internal SLOT CARDS** (which fit into the AR8200 base) extend the AR8200 capability even further: **Memory slot card** (increase storage to 4,000 memories, 160 search banks). **CTCSS slot card** squelch & search. **Record chip slot card** (records up to 20 seconds of audio). **Tone eliminator slot card, Voice inverter card.**

All this in a cabinet which weighs less than 200g (excl. NiCads & aerial) with dimensions of 61(W) x 143(H) x 39(D) mm (excl. projections).

Supplied with: NiCads, charger, cigar lead, whip aerial, MW bar, belt hook & screws, strap, comprehensive illustrated operating manual

£399.00 inc VAT



AOR (UK) LTD
 4E EAST MILL, BRIDGEFOOT, BELPER,
 DERBYS DE56 2UA ENGLAND
Tel: 01773 880788 Fax: 01773 880780
 info@aor.co.uk www.demon.co.uk/aor E&OE

Contact your dealer for full details & reserve your stock today!!!



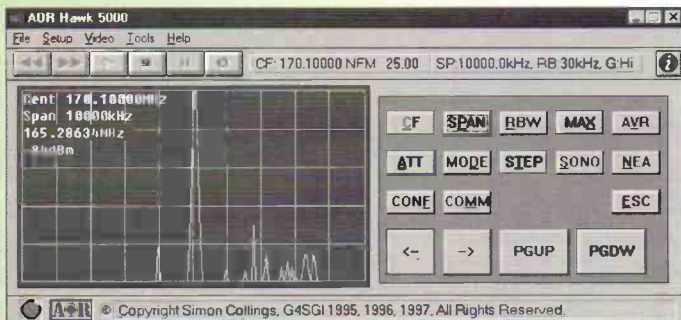
Spectrum Monitoring...



Compatible with AOR & ICOM receivers

SDU5000 Spectrum display unit driven from the 10.7 MHz IF output of a suitable receiver to provide up to a 10 MHz span of spectrum covering the frequency range of the receiver (in the case of the AR5000 this is from 10 kHz to 2600 MHz).

A built-in colour LCD provides visual output, external video output is also provided and may be driven in NTSC & PAL, dBm signal reading, peak, max, average, marker to centre and other facilities are provided. Powered from 12V d.c. and supplied with a suitable power unit. A cost effective answer to spectrum monitoring. Compatible with *several* AOR and ICOM receivers including the ICR8500. **£699**



HAWK5000 is a PC Windows based software package for control of the SDU5000. A virtual display is provided with AVI recording to disk and many more features. Receivers supported by the SDU5000 will interface, this includes the AR5000, AR3000A, ICR9000, ICR8500, ICR7100 & ICR7000. **£49**



AR3000A Evolution at its very best. Wide band all mode receiver, high performance, respected best seller. **£699**



AR8000 wide band all mode receiver 500 kHz - 1900 MHz with alpha-tag and computer control (via CU8232). Many facilities. **£299**



AR5000 True high performance, voted best wide band receiver by readers of the German "funk" magazine in 1997. Frequency coverage 10 kHz - 2600 MHz all mode with standard IF bandwidths of 220 kHz, 110 kHz, 30 kHz, 15 kHz, 6 kHz, 3.0 kHz. **£1345**
The enhanced **AR5000+3** includes AFC, Synchronous AM and noise blanker. **£1574**



AR7030 High dynamic range, short wave receiver, awarded table-top receiver of the year 1996/97 by WRTH and 5-star editor's choice by Passport to World Band Radio 1997 & 98. Supplied with mains power unit, infrared hand control & comprehensive operating manual. **£799**

AR7030 PLUS Enhanced version, fitted with narrow AM filter, optical encoder, features CPU with 400 memory channels with alpha-tag, optimised components for highest performance. **£949**

AOR equipment is distributed in the UK and Ireland by AOR (UK) LTD. Our products are widely available through many dealers, 'most' of whom are supplied directly... if you wish to confirm who we supply, please feel free to contact us.

A brief list of 'active' dealers is presented here:-

- Waters & Stanton PLC, Essex 01702 206835
- Haydon Communications, Edgware 0181 566 1120
- Haydon Communications, West Midlands 01384 481 681
- Martin Lynch & Son, London 0181 566 1120
- Nevada Communications, Portsmouth 01705 662145
- ASK, London 0171 637 0353
- SMC, Eastleigh 01703 255111
- Reg Ward, Devon 01297 34918
- ARE, London 0181 997 4476
- ARC, Newton-le-Willows 01925 229881
- Photo Acoustics, Newport Pagnell 01908 610625
- SRP, Worcestershire 01562 730672
- SRP, Birmingham 0121 460 1581
- Javation, Bradford 01274 732146
- Jaycee, Fife 01592 756962
- NSC, Carlisle 01228 590011
- Lowe Electronics, Matlock 01629 580800
- + others

The Long & The Lat Of It

that and pretend it really is a sphere. We also call a sphere a globe, hence the name of the object you find at the stationer's

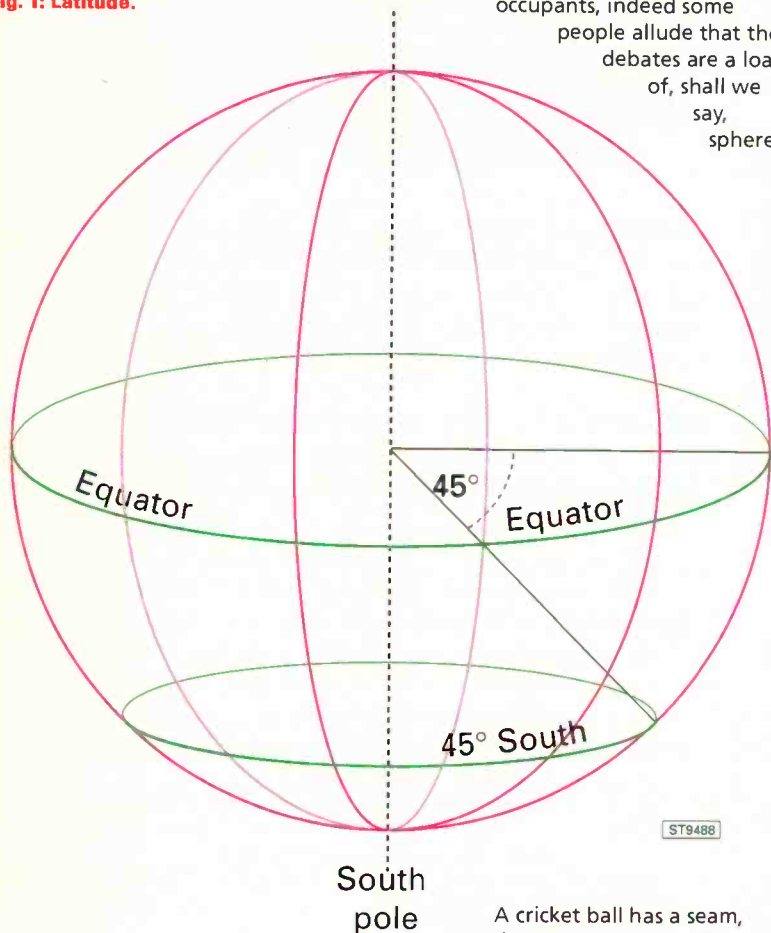
When big companies become multi-national, they say that they've become 'global'. A spherical company just doesn't sound the same.

A sphere also has a centre and of course diameters and radii. The earth's average diameter is 12742 kilometres ('average' because it's not a perfect sphere, but a flattened one). There are more magical properties, as spheres enclose the greatest volume in the smallest surface area.

If you wanted a tank of hot air, make it spherical as this gives the least chance of the heat being lost through the surface material. The Houses of Parliament are rectangular so as to allow easy escape of all the hot air generated by the occupants, indeed some

people allude that the debates are a load of, shall we say, spheres.

Fig. 1: Latitude.



A cricket ball has a seam, partly so as to keep the likes of Dominic Cork in business, but more because they couldn't stitch it together any other way. Some cheap globes are made in two halves and have a seam in the same place. The earth has no such seam, but I'd like you to pretend that it has; call it the Equator.

Latitude

In Fig. 1 I've shown our earth as if it's a glass sphere. So, you can see its centre. The axis on

which it rotates, that's to say the diameter that joins the poles, is also shown.

A radius goes from the centre out to the equator and this radius line is perpendicular to the axis of rotation. Actually, you could draw any number of radii from the centre to the equator, depending on which country they emerges in at the surface. In Fig. 1, I've just shown one example.

The equator is an example of a line of latitude. Let's have another one, also in Fig. 1. Another radius is at 45° to the first one. The idea is to make a mark on the surface of the globe where this radius ends. Then, draw all possible radial lines at 45° to the first set of lines.

This is just an imaginary exercise, there are lots of them. An infinite number, in fact. They'd all lie on the surface of a cone.

Anyway, where they pass through the surface of the sphere, they mark out another line of latitude. It's parallel to the equator, 45° from it and below (south) of it. So, it's the 45° South line of latitude (and you can see why these lines are also called 'parallels', this is the 45th parallel in the southern half of the globe).

The only latitude line that goes round the middle is the equator. If you had a light tennis ball and gently popped it into a perfectly still jar of heavy ink, it would come to rest floating with most of the ball above the ink's surface. Remove the ball. The 'tide mark' around the top of the ink stain is the shape of a line of latitude. It does not go through a pole.

Longitude

Lines of longitude are shaped differently. In Fig. 2 I've taken half a glass sphere, looking like a stationery shop globe before they join the two halves together at the seam (I mean equator, I mean 0° latitude line). I've still shown the rotation axis; the South Pole is there, but I've cut off the North Pole. You'll just have to use your imagination.

This time, I've drawn out a radius but a whole diameter line that's perpendicular to the rotation axis. I've drawn a line of longitude from one place where the diameter emerges at the surface of the sphere, my line of longitude then goes through the South Pole and back round to the other end of the diameter. Although not shown, it carries onto the North Pole and finishes back where it started.

Moving 15° round, I've drawn another diameter line and its corresponding line of longitude. Notice that all lines of longitude go through both Poles. They are not parallel.

The line that goes through Greenwich has been chosen as the 0° longitude line. These lines are also called meridians, so this is the Greenwich meridian. There's nothing special about Greenwich (I don't mean to offend readers who live there), they could have chosen Paris or New York to mark the central meridian. But, no fighting please, Greenwich won.

If you look at a map, West is to your left. If the map shows Greenwich, then anywhere left of that town is west of it and anywhere to its right is east of it. Likewise with lines of longitude. In Fig. 2 I've shown a line 15° west of the Greenwich meridian.

What's Time Got To Do With It?

Imagine watching the earth rotating from a fixed point in space (the Sun will do) and waiting until some town like Greenwich came into view. When Greenwich directly faces the sun, it's mid-day there. Obviously, it takes 24 hours for Greenwich to come round again.

Meantime, it's gone right round through 360° in 24 hours. How far in one hour? It's $360/24 = 15^\circ$ per hour. Every 15° round the earth is a time zone difference of one hour.

What they did in the days of sailing ships was to set an accurate clock (such as a Harrison's Chronometer) to Greenwich time. Many days into the voyage, the ship's navigator waited for local mid-day when the sun was at its highest point. The chronometer was now read. If it showed, say, 2pm for Greenwich time, then the ship must be $2 \times 15 = 30^\circ$ back from Greenwich which is on the 30° west line of longitude.

Note that this doesn't fix the ship's position. It could be anywhere on the line. To find the exact position requires knowing the latitude too. Where the lat/long lines cross, that's **you!** These days, chronometers are confined to museums.

For a fraction of the price, you can buy a Global Positioning System (GPS) receiver that fixes your location by satellite. It still tells you lat/long as the answer, though!

In fact, GPS is so accurate that the earth's flat points become important. Much of the original surveying and mapping of the earth is very slightly inaccurate, partly for this reason, and only GPS is accurate enough to show this problem.

A more precise charting of the earth's surface is to the World Geodetic System of 1984 (WGS84), that's what your GPS tells you, it's also why aeronautical charts are being updated for greater accuracy.

How Much Further?

I haven't finished yet! Since you brought up the subject, latitude can measure distances. The lines are parallel, that is to say, spaced the same distance apart, wherever they are on the earth's surface. Right? Wrong! The earth is flattened, not a perfect sphere, so there will be small errors when measuring in this way.

Ignoring this, for now, each degree of latitude is a line drawn round the earth, as we've seen. A degree on a protractor seems tiny but, on the earth's surface, it's huge. It needs sub-dividing.

Just like an hour is divided into 60 minutes, so a degree is split into 60 equal parts - also called minutes. You'll believe me that a minute can be further split, 60 equal ways again, and we call these seconds.

So, a latitude line might be at $N50^\circ35'6''$ (fifty degrees, thirty-five minutes and six seconds North). You'll see this abbreviated (e.g. to WGS84 standard) as N503506. Watch out, though, as most older aeronautical charts show degrees and minutes only, with the minutes as a decimal fraction number (the example above is $N50^\circ35.1'$ or even N5035.1 in abbreviated form).

As for distance, they decided that one minute of latitude was a convenient size and called it a nautical mile (nm). Wrong, of course! The flattening of the earth's sphere leads to small errors and eventually navigators gave up this idea. Instead, the International Nautical Mile has been re-defined as 1852 metres. Precisely.

Don't forget that longitude is also subdivided into degrees, minutes and seconds (or minutes as a decimal fraction number). Latitude runs from $S90^\circ$ (South Pole) via 00° (the Equator) through to $N90^\circ$ (North Pole). As for longitude, though, it starts at the Greenwich Meridian 000° and goes half way round the world, in degrees east, until it reaches 180° or, instead, goes the other way round from 000° and reaches 180° via degrees west.

Short Wave Magazine, July 1998

An example longitude could be $E030^\circ9'3''$ or, abbreviated, E0300903 or, with decimal minutes instead of seconds, $E030^\circ9.05$ which can also be abbreviated to E03009.05. So, watch out and don't let these different formats confuse you.

A closer look at **Fig. 2** shows what happens when a longitude line passes over a pole. It's reached the 'back half' of the sphere. Half-way round a circle is 180° round, you remember. So, our longitude lines are suddenly re-numbered at the poles, all changing by 180° . The 0° line becomes 180° 'seen from behind', likewise 15° West becomes $180 - 15 = 165^\circ$ East.

As longitude lines converge, the distance between them is of little

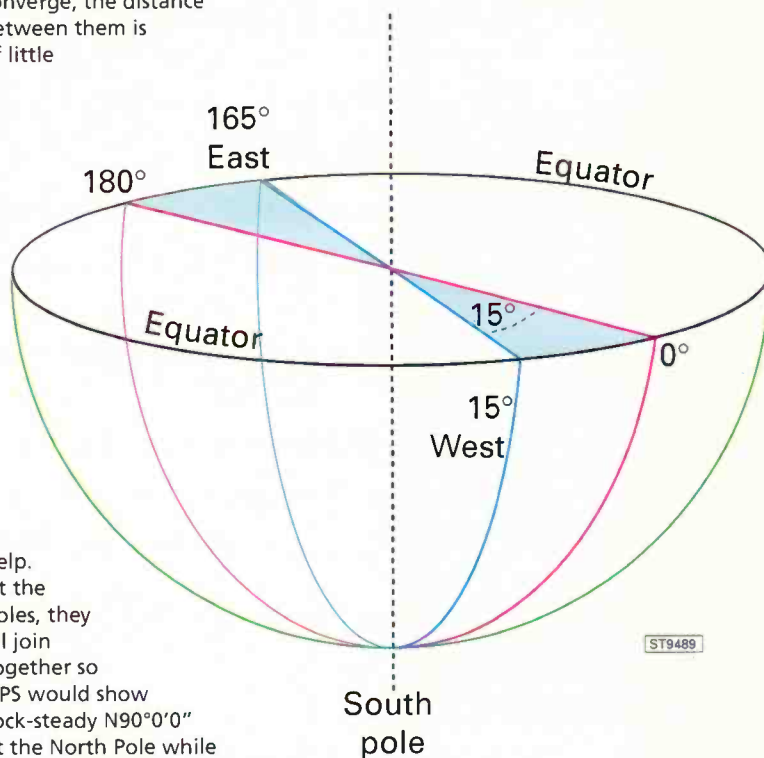


Fig. 2: Longitude.

help. At the poles, they all join together so GPS would show rock-steady $N90^\circ0'0''$ at the North Pole while the longitude display would fluctuate wildly.

Standing at the North Pole, whichever way you face, you'll be looking along a longitude line. All these lines travel round the earth and meet up again at the South Pole. So, whichever way you face - you can only look southwards!

Watch Out For OSGB

The Ordnance Survey of Great Britain (OSGB), nothing to do with ordnance - that's nasty things like guns - have their own grid for drawing horizontal and vertical lines all over their maps. Very useful they are too, in a parochial way. There's one grid for Great Britain and a different one for Ireland.


Unfortunately, relating the OSGB National Grid (nothing to do with electrical power distribution, although I suppose National Grid PLC mark their cable on OSGB maps!) to lat/long isn't easy. If you must plot a lat/long co-ordinate on an OS map, then lat/long markers are helpfully placed round the map's edges but not on the body of the map itself. You can put them there with a pencil, but you'll need a long straight-edged object so as to join the corresponding marks on opposite edges of the map.

Have you understood all that? Right, plot $N51^\circ37.07' W000^\circ16.35'$ and see where it is. Yes, it's me - the co-ordinates of my house. If you want to know where that is, see the heading on my 'Airband' column in this magazine!

SWMM

SHORT WAVE COMMUNICATIONS

by Peter Rouse GU1DKD



Short Wave Communications is a compact self covered book containing international frequency listings for aviation, marine, military, government, space launches, search and rescue and much, much more. So what are you waiting for? Order your subscription today, that way you won't miss out on this offer of a **free** book.

Subscription Offer

Order a one year subscription to *Short Wave Magazine* now and get a **FREE** copy of *Short Wave Communications* by Peter Rouse GU1DKD.

By subscribing to SWM, you also get the extra benefits of:

- Checking out the 'Trading Post' bargains first.
- Having *SWM* delivered direct to your door every month.
- Getting your copy before *SWM* goes on general sale.
- Avoiding cover price rises during the period of your subscription.
- And what's more, when you subscribe this month, you'll get a **free** copy of *Short Wave Communications*.

Offer open until 31st August 1998.

Subscription Rates (1 Year)

UK	£30
Europe Airmail	£35
Rest Of World Airmail	£38
Rest Of World Airmail	£45

You can now order on-line.

See www.pwpublishing.ltd.uk/books/ for more information

TELEPHONE ORDERS TAKEN ON

(01202) 659930 between the hours of 9.00am - 5.00pm. Outside these hours your order will be recorded on an answerphone

FAX ORDERS TAKEN ON (01202) 659950

Or please fill in the details ticking the relevant boxes, a photocopy will be acceptable to save you cutting your treasured copy!

To: PW Publishing Ltd., FREEPOST, Arrowsmith Court, Station Approach, Broadstone, Dorset BH18 8PW.

TO TAKE ADVANTAGE OF THIS OFFER, FILL IN THE ORDER FORM OR CALL THE CREDIT CARD HOTLINE ON (01202) 659930 QUOTING SUBS 7.

PAYMENT DETAILS

Name

Address

.....Postcode

Telephone No.

I enclose cheque/PO (Payable to PW Publishing Ltd.) £

Or Charge to my MasterCard/Visa/Switch/AMEX Card the amount of £

Card No.



Valid fromto

Signature Tel:

Issue No:
Orders are normally despatched by return of post but please allow 28 days for delivery. Prices correct at time of going to press. **Please note:** all payments must be made in Sterling. Cash not accepted.

**TELEPHONE ORDERS TAKEN ON (01202) 659930
FAX ORDERS TAKEN ON (01202) 659950**

INNOVATION FOR THE NEXT MILLENNIUM

ICOM

**I
C
W
3
2
E**



NIGHT VISION
from £179.99

USR PALM PILOTS
from £149.99

DIGITAL CAMERAS
from £199.99

LASER POINTERS
from £29.99



MAIL ORDER HOTLINE

0171-637 3727

Fax: 0171-637 3728 E-mail: sales@sun-rise.co.uk

229 Tottenham Court Road, London W1

All prices include VAT. Next day delivery available

TRANSCEIVERS

Alinco DJ-190	£149.99
Alinco DJ-S41	£99.99
Icom ICT-7E	£279.99
Kenwood TH-22E	£209.99
Alinco DJ-G5	£269.99
Yaesu FT-50	&Call
Yaesu FT-11	&Call
Alinco DR-140	£219.99
Alinco DR-430	£259.99
Yaesu FT-8100R	&Call
Yaesu FT-3000M	&Call
Icom IC-207H	£439.99
Icom IC-2710H	£494.99
Icom IC-W32E	£349.99
Icom IC-T8	&Call

YUPITERU

**M
V
T
7
1
0
0**



**MAGELLAN
GPS**

**Color
T
R
A
K**



**GARMIN
GPS III**



GPS 12	£129.99
GPS II+	£209.99
GPS 12XL	£204.99
GPS 48	£229.99
GPS MAP130	£434.99
GPS MAP135	&Call
GPS MAP175	&Call
GPS MAP230	&Call
GPS MAP220	&Call
GPS III new	&Call

GPS Pioneer	£89.99
GPS 2000XL	£139.99
GPS Tracker	£219.99
Color Trak	£279.99
GSC 100	£1349.99
NAV 1200	£229.99
NAV 6000	£569.99
NAV 6500	£739.99

SCANNERS

Welz WS-1000	£209.99
Icom IC-R10	£259.99
Uniden 220XLT	£169.99
Uniden 60XLT	£49.99
Yupiteru MVT-9000	£319.99
Yupiteru MVT-7100	£199.99
Uniden BC-80XLT	£89.99
AOR AR8000	£289.99
Alinco DJX-10	£289.99
Yupiteru MVT-3300	£154.99
AOR AR3000	&Call
Icom ICR-8500	£1499.00
Yaesu FRG-100	£489.99
Icom PCR-1000	&Call



FIVE YEAR EXTENDED WARRANTY

ML&S was the first company to introduce a meaningful 5 Year cover plan for your equipment. Don't let high servicing costs put you off!

£25 DEPOSIT

Most of the products advertised by ML&S are available from a small £25 deposit and if you choose to pay more you can enjoy a reduced monthly payment.

DELIVERY TO YOUR DOOR

Our next day couriers are waiting to safely deliver your new purchase direct to your door, anywhere in the U.K. or most overseas locations.

FLEXIBLE FINANCE

Let our professional sales team tailor a finance package to suit your individual requirements. Our super new Budget Plan makes paying for your new purchase so much easier.

PART EXCHANGE

We desperately need your part exchange right now - top prices paid. Don't let it depreciate over another twelve months, we'll take your current transceiver now at an agreed CASH price and still have your new rig on finance if you wish!

CASH-IN

If the value of your part exchange is greater than the value (or deposit) of the new purchase, we'll give you back the difference! Turn the value of your old gear into cash for the start of the year.

DIAL-A-DEAL

Call any of our sales hot lines now - we're eagerly awaiting your call - everything sorted over the phone, model, trade-in, collection, delivery and finance! Even if you do not live locally you can still have the peace of mind feeling when dealing with ML&S!

OPENING TIMES

Open 6 days a week - 9:30-6.00

Call now 0181-566 1120

EASY TO REMEMBER MAIL ORDER
NUMBER: DIAL 07000 73 73 73
There is a small increase in call rate when using the 07000 number.



MARTIN LYNCH & SONS
140-142 NORTHFIELD
AVENUE, EALING,
LONDON W13 9SB

Icom IC-PCR1000

£349

Turn your PC into a wide band receiver

The explosive growth of the Internet over the last few years has brought a wealth of information to PC users around the world. However, as you know, long before the Internet existed the airways have been filled with communications of all kinds - broadcast radio and television, ham stations, marine and aviation to name just a few. The IC-PCR1000 lets you listen to this exciting world from your computer. Don't miss out.

INTEREST FREE + FREE Weather Fax, Pager & ACARS Decoding Software!!!

- USB, LSB, CW, AM, FM, WFM
- 3 interface screens to choose from
- Real time bandscope function
- Wide frequency coverage with all mode receive
- Unlimited number of memory channels
- Automatic mode
- IF shift function
- Noise blanker
- Digital AFC function
- S-meter squelch
- CTCSS tone squelch decode function
- RF attenuator (20db)
- External speaker level control
- Super fine tuning to 1Hz
- 9600 baud data receive capability
- BNC antenna connector



ICOM UT-106 DSP MODULE. Offers digital noise reduction and multiple heterodyne notch filters. Only £79.95 + £3 P&P

ZERO APR!!!
(COMPUTER NOT INC)



£37 DEPOSIT & 12 x £26.00

MVT-9000

£339

RRP £489

Now established as THE handheld scanner to own (along with the ICR-10E), the MVT-9000 offers an excellent Bandscope facility, full coverage to 2039MHz (with no gaps) and all mode. The price is down and you can buy on our special LOW COST Finance.



Soft case £19.95



NEW JRC NRD545 Receiver.

RRP: £1795

ML Price: £1595

£47.94 DEPOSIT & 59 x £40 PRICE MATCH



- 100kHz-30MHz (will receive under 100kHz but is outside the guaranteed spec.)
- One chip DSP processing for all modes
- LSB/USB/CW/RTTY/FM/AM/ECSS (USB/LSB)
- Continuous IF filtering from 40Hz to 10kHz with 10 Hz step (no mechanical/crystal filters necessary)
- PBS
- Noise reduction
- Beat canceller
- Noise blanker
- Notch filter/Auto tracking
- AGC (off/1/2/3/4) adjustable
- BFO
- Squelch
- Tone control
- S-Meter
- 1000 memory channels
- Built-in RTTY Demodulator
- Clock & Timer
- 1Hz step and displays down to 10Hz
- Memory/Band Scan & Sweep
- RS232C
- 20 channels of weekly timer
- AM and FM stereo
- Step tuning 9kHz, 12.5kHz, 25kHz and others

AOR AR-5000 £1349

NEW AOR AR-5000+3

£1595

The widest frequency coverage offered by any Base scanner available - 10kHz to 2600MHz. All mode and ideal for either base or mobile use. Introduced during April, the new AR5000+3 is a standard version of the original with 3 enhancements (hence the +3):



- Synchronous AM
- AFC
- Noise Blanker

AR-5000
£1349

£38 DEPOSIT & 56 x £35

AR-5000+3
(RRP: £1749)

£47 DEPOSIT & 59 x £40

ACCESSORIES

A full range of accessories for all main equipment is always in stock or on order with the manufacturer. You can include a selection of filters, a power supply or Tuner in the new finance deal.

WIDEST CHOICE

As the official U.K.'s largest dealer of Yaesu, Icom, Standard & Kenwood products, you'll find everything you could ever dream of under one roof. Our friendly (and non pushy) sales team will be delighted to show you around and supply you with as much coffee as you can drink.

SELLING YOUR EQUIPMENT

We're always short of good quality used gear and currently have £150,000 to spend on increasing our used stock. So if you're wanting to sell your current receiver (or accessory) for cash we would be pleased to hear from you.

CALL TODAY FOR THE LARGEST SELECTION OF NEW & USED EQUIPMENT IN EUROPE.

■ TEL: 0181 - 566 1120 ■ FAX: 0181 - 566 1207 ■ CUSTOMER CARE: 0181 - 566 0 566

■ WEB SITE: MLandS.co.uk ■ E-MAIL: sales@MLandS.co.uk

ALL ITEMS ARE AVAILABLE ON THE ML&S BUDGET PLAN

**NEW AOR AR8200
HANDHELD SCANNER**
AS REVIEWED IN THE JUNE ISSUE
PHONE FOR DETAILS

**CORPORATE SPONSOR OF THE
SPRATLY ISLANDS EXPEDITION**



ICOM ICR-8500

FREE MATCHING SPEAKER & DECODING SOFTWARE

The new IC-R8500 has proved itself to be the professional choice for all band monitoring. Covering 100kHz to 2GHz with no gaps and all mode fitted as standard.

Now from



**NEW HF-150
EUROPA.**
Probably one of the worlds best selling communications receivers.



£499 ON THE AIR
£17.34 DEPOSIT & 23 x £25 p.m.

ICOM ICR-10E



NEW LOWER PRICE
Pay by 3 credit card payments of £87.00
RRP £295.

£259 ON THE AIR
FREE CARRIAGE

Calling all HAND HELD & BASE SCANNER USERS!!!

We know that any user of hand held scanners would like to improve the performance on medium wave and shortwave, especially when used at home. Martin Lynch & Son can offer two new products to assist in boosting the usability of your scanner today!




2Q Passive Preselector
£49.95 incl. VAT.

Now includes scanner/receiver lead.



ML-AT2. £59.95
Now includes scanner/receiver lead.



The Mydel Balun is designed to reduce the impedance of a long wire to a low impedance more closely matching that of the receiver or scanner's input circuit. Will help reduce electrical noise from internally generated sources within the home. Ideal when used with the MyDEL ML-Q2 Passive Preselector.
£22.95 p&p £3.50



DATONG AD-370

Simply the best SW Active Antenna
£99.95



STANDARD AX400mkII



Probably the smallest, lightest scanner in the world. FREE MyDEL Police style earpiece!

£199.95 ON THE AIR
NICADS & DESKTOP CHARGER NOW AVAILABLE. £39.95

YAESU FRG-100



Fantastic value Short Wave RX.
Now at an even LOWER price!

RRP: £489

£129 ON THE AIR
£19.49 DEPOSIT & 19 x £25

AR-8000UK SALE...SALE...



Full frequency range, (no gaps), Alpha display, PC compatible and supplied with NiCads & Charger.

Finance available from under £25 per month

£295 ON THE AIR
RRP £349.00

STANDARD AX-700mkII



The only base scanner on the market with panoramic display at a realistic price, enabling the user to view a whole 1MHz on the built in brightly lit LCD TV type screen.

£369.95 ON THE AIR
RRP £449.95

UK SCANNING DIRECTORY



Available from stock. Order yours now, before they ban it from sale!

£18.50 GREAT READ
NOW 6th Edition £3 P&P

DON'T FORGET!!

You can pay off the loan much quicker if you like and even send a lump sum one month if you wish. Trade-in your old gear or add to the minimum deposit, reducing the amount of monthly repayments. You tell us what you can afford per month and we'll tell you the deposit you require.

Just call for an instant quotation!*

* Budget Plan requirements: Full time employment (or disabled/retired), over 18 and below 71, Current bank account (or building society). For instant finance please ensure you have UK driving licence and cheque guarantee/credit card or Electricity/Gas/BT bill with your current name and address. Finance subject to status. APR 19.9%.



MARTIN LYNCH & SONS
140-142 NORTHFIELD AVENUE, EALING, LONDON W13 9SB

Martin Lynch can also offer finance terms up to 60 months. Deposits from a minimum of £25. We welcome your part exchange against any new (or used!) product, provided its clean and in good working order. Call the Sales Desk today. APR: 19.9%. Payment protection is also available up to 36 months.

All units are brand new and boxed and offered with full manufacturers RTB warranty. All prices quoted for cash/cheque or Switch/Delta card. No additional charges for credit cards. Martin Lynch is a licensed credit broker. Full written details are available on request. Finance is subject to status. E&OE. £10 p&p on all major items.

Vertical

Why doesn't
the vertical
antenna get
more respect?
Joe Carr K4IPV
explains.

The vertical antenna has a certain charm for people who lack space in which to erect an antenna. People with small gardens can still wring a fair amount of performance out of a simple vertical. Yet verticals - especially ground mounted verticals - have a bad reputation in many quarters. Let's take a look at these issues and see how they can be solved.

I first heard about verticals being 'worthless' from some older amateur radio operators, all of whom had 15 to 30m towers topped off with rotatable Yagi or cubical quad antennas. Yet, my mentor, Mac Parker W4II has a Hygain trap vertical for 40 through 10m mounted on the ground, and a special coil to adapt it to 75/80m. And it worked fine on his smallish hillside site. Mac's transmitter was a Johnson *Viking Ranger* that put out about 65W a.m. and 90W c.w.

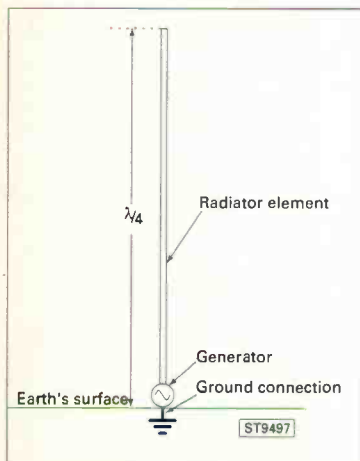
I also met a young fellow in the Potomac Valley Radio Club, one of the most competitive 'contesting' clubs in the USA, who used a vertical. He lived in an apartment flat in Washington, DC that didn't have a small yard, but rather it had none at all. He used the same vertical as W4II, but mounted on the building's flat roof. A set of radials all around the antenna acted as a ground plane. This young man turned in impressive scores on every contest, and had worked nearly 280 countries with his amateur radio set-up. And what kind of transmitter did he have? Was it a kilowatt blowtorch? No, it was more like a soggy match than a blowtorch. He owned a Heathkit DX-20 with the outboard VF-1 variable frequency oscillator. I don't recall the actual power level of the DX-20, but I don't believe it was around 50W or so.

response to horizontally polarized signals is not zero.

The radiator can be a length of copper wire similar to the wire used in horizontal antennas such as the dipole. This material is not self-supporting, however, so requires a support at the top end. A variation on the theme is to use a length of thick-walled PVC plumbing pipe with the wire run inside of the pipe. This is the approach taken by people requiring a 'hidden' antenna. The PVC pipe is styled a 'flag pole', and who (even on the homeowners association board) can criticise a little old-fashioned flag-waving patriotism?

More commonly, perhaps, is the use of copper or aluminum tubing for the vertical radiator element. Copper works well, but is expensive and turns a rather unpleasant shade of green within a few days of installation. Aluminum


Fig. 1: The quarter wavelength vertical antenna.



Vertical Antenna Designs

A look at Fig. 1 shows the basic design of a vertical antenna. In its ground mounted version it consists of a radiator element connected to the output of a generator, which might be either a signal source or signal sink. In the case of a transmitter, the signal source is the transmitter and coaxial cable between the transmitter and the antenna. In the case of a receiver the 'generator' is actually a signal sink (the receiver's antenna input circuit) and the coaxial cable.

The radiator is installed perpendicular to the ground, so will produce vertically polarized signals. When used on receive, the antenna responds best to vertically polarized incoming signals, although the



Respect

tubing is, by far, the superior material. In the USA, and probably UK as well, adjacent sizes of aluminum tubing are a 'slip-fit' to each other. For example, the inside diameter (i.d.) of 1in (16/16in) tubing is very nearly 15/16in, so will accommodate 15/16in o.d. tubing.

The problem is finding 'adjacent sizes' in the usual outlets. Most d.i.y. hardware stores carry sizes about a quarter apart. I found it necessary to locate a local metal products distributor. Snuggled in amongst the large sheets of copper plate used for roofing on old fashioned houses, was a delightful bin of tubing of all sizes manufactured! The distributor had a \$50 minimum for cash purchases, so I also bought a roll of 178mm wide copper roof flashing material. It wound up being a ground plane in my amateur radio station's operating position - with plenty to spare...want to buy some?

Vertical Radiation Patterns

It is customary to publish antenna patterns in both horizontal and elevation planes, and that is how I will present the patterns for vertical antennas. But first let me remind the reader that these patterns are merely slices taken from a three dimensional solid.

The horizontal and elevation aspects of the vertical's radiation pattern are shown in **Fig. 2a** and **Fig. 2b**. The elevation pattern shown in **Fig. 2b** assumes a 'perfect' earth. To visualise the three dimensional pattern from which these are derived imagine a New York bagel. Those torous shaped blobs of bread can be sliced horizontally through the middle (as is the usual custom). Instead of spreading jam on the two halves, lay one half flat on the table. That 'half bagel' is a reasonable approximation of the vertical antenna's three dimensional radiation pattern. After you have properly visualised the radiation pattern, pick up the bagel, slather jam or marmalade all over the flat surface exposed by the cutting, and enjoy a nice snack - true bagel aficionados will reel back in horror...only cream cheese is a proper bagel topping!

I once used the doughnut as a model for radiation patterns, but found that not all countries make doughnuts in the American manner. We make them torous shaped with a hole in the centre. In some other countries they are often solid.

The horizontal (azimuthal) radiation pattern (**Fig. 2a**) is omnidirectional, i.e. it radiates or receives equally well in all directions. This pattern is either a strength or a weakness depending on the situation. On the plus side, the omnidirectional pattern means that we can transmit or receive in

all directions, which is a good idea when the directivity of the desired station is not known. The down side is that radio reception is basically an exercise in signal-to-noise ratio. An omnidirectional antenna provides no directional discrimination, so all same and near frequency stations are audible at the same time. One of the principal uses of directional antennas is to attenuate unwanted natural or manmade noise sources as well as other signals. This facility is lacking in vertical antennas. I believe this is one factor in the claim that verticals are 'worthless'.

The elevation pattern is tilted upwards at an angle from the earth's surface. This angle of radiation is another reason for varying opinion about verticals. When angle of radiation is high, the length of the skip zone is shorter than when the angle is low. DXers like horizon-hugging angle of radiation whenever possible. The quarter wavelength vertical has a relatively high angle of radiation. As a result, DX performance may be compromised, and this may be still another factor in the lack of respect accorded verticals. However, if you go to a $\lambda/2$, $5\lambda/8$ or $3\lambda/4$ vertical the angle of radiation decreases substantially. Impedance matching problems are different in those verticals, but they are easily handled.

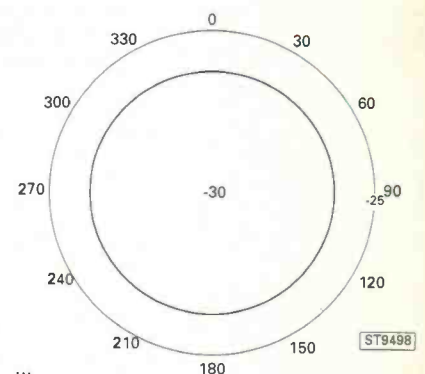
Earth Losses And The VSWR Delusion

The quarter wavelength vertical antenna is a resonant antenna fed at the base. The feedpoint impedance will be between about 2 or 3Ω to a maximum of 37Ω . When the impedance is 37Ω it makes a reasonable match to 52Ω coaxial cable. In that case, the lowest possible v.s.w.r. is $52/37 = 1.4:1$. If the impedance is lower than 37Ω , the minimum possible v.s.w.r. is higher than 1.4:1 (perhaps quite a bit higher).

A lot of sweat and tears are expended trying to make the v.s.w.r. of antennas as small as possible. To get to 1:1 v.s.w.r. is something of a *holy grail* quest. But it's also sometimes misdirected. Although there are good reasons for trying to get as low a v.s.w.r. as possible, it's not always reasonable. An erroneous belief exists that there is a one-for-one improvement in antenna efficiency for decreases in v.s.w.r. It's not quite that simple. Also, in vertical antennas particularly the v.s.w.r. might be artificially low because of earth losses.

From time-to-time we hear that a particular antenna has what seems to be a far too low v.s.w.r. When you see a 37Ω antenna fed with 52Ω coaxial cable sporting a v.s.w.r. less than 1.4:1, then there is reason for suspicion.

Fig. 2: a) Azimuthal pattern of vertical.



"A lot of sweat and tears are expended trying to make the v.s.w.r. of antennas as small as possible."

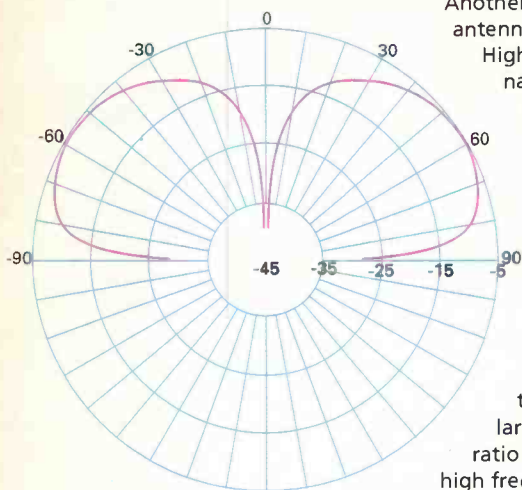


Fig 2 b) Elevation pattern of vertical over a 'perfect earth'.

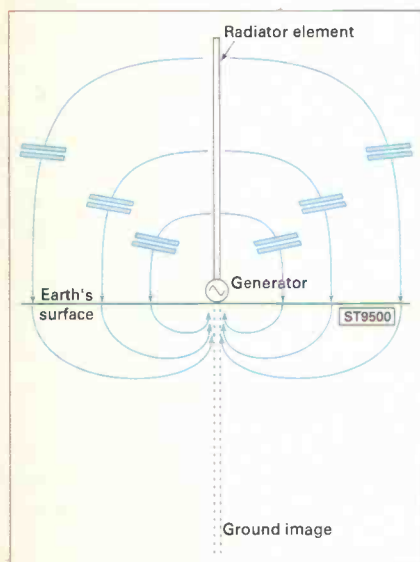
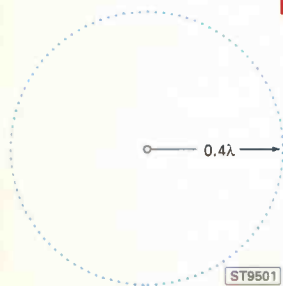


Fig. 3: Origin of ground currents around a vertical. These currents are significant out to about 0.4λ .

Fig. 4: Zone of significant earth currents around a vertical.



Another suspicious case is the antenna that is too broad banded.

High Q antennas are relatively narrow banded, so the v.s.w.r. rises dramatically either side of resonance. A low Q antenna, on the other hand, is broad banded as shown by the fact that the change of v.s.w.r. at frequencies departed from resonance is more gradual. The problem, and the reason for the suspicion, is that the Q of the antenna is determined largely by the length-diameter ratio of the antenna. For wires at high frequencies (h.f.) the L/D is huge, so the antennas are relatively high Q . You will see the v.s.w.r. change rapidly at frequencies away from resonance. Similarly with aluminum tubing antennas. The value of L/D is less than for equivalent lengths of wire, but it is still high.

One reason why a vertical antenna would show abnormally low v.s.w.r. and Q figures is ground losses. A quarter wavelength vertical lacks the 'other half' that is seen in the dipole, so seems to lack a place for currents to flow on the alternate half cycles. The antenna is said to have an image in the earth because of displacement currents flowing in the earth. These currents are created by the electrical fields and the capacitances between the radiator element and the earth (Fig. 3). These currents return to the generator through the high resistance of the earth. Currents originating out to about 0.4λ are significant in this respect. Because the pattern is omnidirectional, the 0.4λ zone is all around the antenna (Fig. 4).

The reason for the depression of the v.s.w.r. and Q values is that these currents add a separable loss to the equation. After all, the resistances and currents are real, so by I^2R we expect that some power is dissipated heating the soil. While that might not be such a bad thing in winter time, especially for hibernating earth worms, it is not exactly good for the efficiency of the antenna. Any time an unwanted resistance is introduced to the antenna circuit, the apparent Q and v.s.w.r. figures are affected. The direction of v.s.w.r. change may give a warm, fuzzy but false feeling that all is well (and that our vertical works better than the other guy's vertical - despite being of similar design).

Earth System

One of the principal reasons why the vertical antenna is believed to be such a poor performer is that too many of them are built with rather poor earthing. The earth system shown in Fig. 5 is used by many builders. The earth side of the transmission line from the receiver or transmitter is connected to a earth rod. The earth rod might be part of the mounting for the antenna, or a separate earth rod driven into the

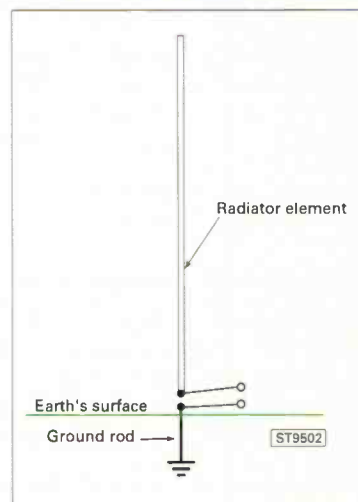
soil adjacent to the mounting. The problem is that the earth currents from out as far as 0.4λ must still flow through high resistance soil to reach its destination at the earth rod.

No matter how long the earth rod might be, it does not mitigate the effects of that long resistive path. One source that I consulted suggested that a current path for a 31m band quarter wavelength vertical, which extend out to $0.4 \times 31m = 12.4m$, would be on the order of $10k\Omega$. Of course, this figure is for a single pencil-thin piece of soil over the entire length, so when spread out over the entire circle around the antenna is considerably less. If, for example, we model our antenna so that the resistances are calculated by 0.1° around the antenna, the actual ground resistance is on the order of $10000\Omega/3600 = 2.78\Omega$.

The solution to the problem is to lay down a pattern of radials around the antenna (Fig. 6). Radials are wire conductors radiating out from the mounting point of the antenna. If the radials are mounted above ground, or in any way insulated from ground, they should be quarter wavelength long. But if the radials are in contact with the ground, either

on the surface or buried (which is better from a safety perspective), then they can be any length. Currents flowing to the end of the radials can just keep on flowing into the earth, rather than being reflected as they are in above-ground or insulated radials. As a practical matter, the most effective length for buried radials is 0.4λ . On multiband systems, make the radials 0.4λ at the lowest frequency of operation. The higher frequencies are then taken care of as well.

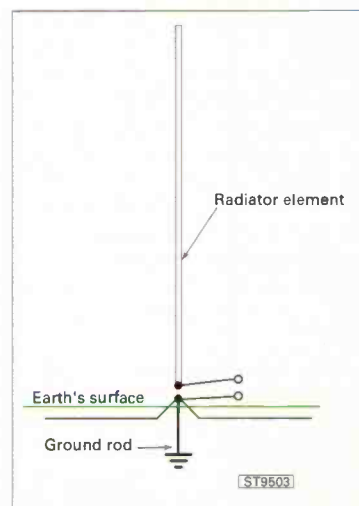
Fig. 5: Single-point earth system.



How Many Radials Are Enough?

This is one of the primary questions to ask when constructing a vertical antenna. The quick answer is "the more the better". I have substantially improved the performance of verticals by going from a ground rod to a ground rod plus two 0.25λ radials. Old timers at the local radio

Fig. 6: Earth system using radials.



SRP TRADING

**1686 Bristol Road South
Rednal
Birmingham B45 9TZ**

**Telephone: 0121-457 7788
0121-460 1581
Fax: 0121-457 9009**



**Uniden Bearcat
9000 XLT** –
AM/FM/WFM switchable
base station
HF/VHF/UHF scanning

receiver. Covers 25-550 and 760-1300MHz.
Features 500 memories, auto sorting, backlit
orange LCD display. Scan rate of 100/300
channels/sec. **£259.95** + £10 P&P.



Yupiteru MVT-7100 – All mode
switchable handheld HF/VHF/UHF
scanning receiver. Covers 0.5-1650MHz.
Features 1000 memories, over 500 pass
memories, 10 limit search banks, 12 step
sizes. Comes complete with earpiece,
belt clip, wrist strap, rechargeable
batteries, PSU, in-car adaptor and
telescopic antenna.

**RING FOR THIS MONTH'S
SPECIAL OFFER**



Realistic PRO-2042 –
AM/FM/WFM switchable base station
HF/VHF/UHF scanning receiver. Covers
25-520 and 760-1300MHz. Features 1000
memories, 100 monitor channels, backlit
orange LCD display. Scan rate of 50
channels/sec. **£249.95** + £10 P&P.



Super Syncro 1300 – 1100mAh
Nickel Metal Hydride (NiMH) AA size
rechargeable cells. No memory effect. Twice
the capacity of NiCds. **£3.00** inc P&P.



Skyscan DX-V1300 base disconn –
Most disconnes only have horizontal elements
and this is the reason that they are not ideal for use
with a scanner. Most of the transmissions that you
are likely to receive on your scanner are
transmitted from vertically mounted antennas. The
DX-V1300 has both vertical and horizontal elements
for maximum reception. Constructed from best
quality stainless steel and aluminium and comes
complete with mounting pole. **£49.95** + £3 P&P.



**Wideband mini-mag
antenna** – Wideband (25-
1300MHz) receive antenna featuring
super strong miniature magnet and
coax cable terminated in BNC
connector. **£29.95** + £3 P&P.



AOR AR8200
£399.95 incl P&P.
Full spec sheet available.



**Radio shack DX-394
communications receiver**
– 150kHz to 30MHz base station
AM, CW, USB, LSB
communications receiver. Features
include clock and timer, signal
meter, 100+ memories, RF gain
control and direct frequency entry.
A steal at **£149.95** + £7 P&P.



Yupiteru MVT-3300 –
Latest Yupiteru scanner
AM/FM switchable. Limited
stock at **£149.95** + £5 P&P.



**Skyscan Desktop Antenna
Model Desk 1300 disconn** –
Built and designed for use with scanners.
Coverage: 25 to 1300MHz. Total height 36"
and 18" wide at widest point. Comes
complete with 4m of RG58 coax cable and
BNC connector. High performance antenna,
ideal indoor or as a car antenna when
vehicle is stationary. **£49.00** + £3 P&P.



Airband mini-mag antenna – Civil
(108-137MHz) and military (225-400MHz)
dual band receive antenna featuring super
strong miniature magnet and coax cable
terminated in BNC connector.
£24.95 + £3 P&P



**NEW 6th edition
UK Scanning
Directory**

£18.50
+ £1.50 P&P

**WE ALSO HOLD A LARGE RANGE OF SECOND USERS
SHORTWAVE AND SCANNING RECEIVERS.
PLEASE CALL WITH YOUR REQUIREMENTS**

MULTICOMM 2000

**WORLD WIDE MAIL ORDER LARGE SHOWROOM
FINANCING AVAILABLE**

**10% DEPOSIT
NEW OR USED
EQUIPMENT**

★ ★ ★ RECEIVERS ★ ★ ★

**LOMBARD
CHARGE CARDS
ACCEPTED**



JRC NRD-535

This receiver is the best value for money short wave set on the market. Previously sold for over £1700. We have 10 available.

OUR PRICE £949.00
or 36 mths @ £31.00

JRC NRD-545

This receiver is set to take the market by storm. Rave reviews. DSP as standard. 1000 memories. all mode, high sensitivity and wide dynamic range.

OUR PRICE £1549.00
or 36 mths @ £50.59



ORDER YOURS TODAY



KENWOOD TS-570D

This set started life as a transceiver. We disabled the transmit so that it would be legal for use as a short wave receiver. Full DSP technology, all mode. GREAT VALUE!

OUR PRICE £975.00
or 36 mths @ £31.85

JRC NRD-345

This smart little set is JRC's entry point into the receiver market. It features synchronous detection as well as all mode.

OUR PRICE £669.00
or 36 mths @ £21.85



KENWOOD R-5000

This is Kenwood's flagship receiver and has been popular for many years. We have several USED examples in MINT CONDITION with 12 months warranty available.

OUR PRICE FROM £499.00
or 36 mths @ £16.30

AOR AR7030

The receiver you LIKE or DISLIKE. We don't consider this to be a beginner's receiver.

OUR PRICE £679.00
or 36 mths @ £22.18



YAESU FRG-100

GREAT beginner's receiver. Easy to operate. GREAT VALUE for money. 50 memories. 50kHz-30MHz. 2 year guarantee with PSU.

OUR PRICE £425.00
or 36 mths @ £13.88

DRAKE SW-2

LOW COST American made short wave receiver. Synchronous detection. 100 memories. 100kHz-30MHz easy tuning.

OUR PRICE £459.00
or 36 mths @ £14.99



DRAKE R8-B

Drake's latest flagship, all mode. 100kHz-30MHz. 1000 memories, notch filter. Great performer.

OUR PRICE £969.00
or 36 mths @ £31.65

ROBERTS R-861

All mode, short wave plus VHF portable receiver. RDS. AM narrow filter, stereo.

OUR PRICE £195.00



**FINANCE
ARRANGED**

**FINANCE
ARRANGED**

**APR
19.9%**

**FINANCE
ARRANGED**

**FINANCE
ARRANGED**

★ ★ ★ BOOKS ★ ★ ★

6th UK Scanning Directory	£18.50	1998 Short Wave Frequency Guide	£23.00
Ferrells Confidential Frequency List	£19.95	Guide to the Utility Stations	£35.00
Short Wave International Frequency Guide	£12.95	Air Waves '98	£8.95
1998 Super Frequency CD	£25.00		

WE HAVE A LARGE SELECTION OF BOOKS AND MAPS . . . TOO MANY TO LIST!

SALES HOTLINE

01480 406770



★ ★ ★ SCANNERS ★ ★ ★



ICOM IC-R8500
100kHz-2GHz continuous. All mode.
No gaps. 1000 memories. 4 IF band widths. Alpha numeric display.
Probably the best all round set in its class. Direct PC interface. Keypad entry.

OUR SPECIAL PRICE
£1299.00
or 36 mths @ £42.43

AOR AR5000
10kHz-2GHz. All mode. 1000 memories DTMF decoder. Direct PC connection. 45 channel per sec scan speed. This receiver has it all in one.

OUR SPECIAL PRICE
£1189.00
or 36 mths @ £38.83



BEARCAT 9000XL
An amazing receiver at an amazing price. 25-1300MHz. 500 memories. Alpha numeric display. 100 channels per sec scan speed. Auto store AM/FM selectable.

OUR SPECIAL PRICE
£225.00
or 36 mths @ £7.35

AOR AR3000A
A great value for money receiver covering 100kHz-2036MHz. 400 memory channels. Multimode. Direct PC connection. The full frequency spectrum coverage.

FOR ONLY £645.00
or 36 mths @ £21.07



**ALL UNITS
"CE"
APPROVED**



ICOM PCR-1000
For something a little bit different, this PC controlled multimode super-wideband receiver offers incredible value for money. Now available with DSP.
OUR SPECIAL PRICE £325.00
or 36 mths @ £10.61

**ONE STOP
SPECIALIST
SHOP**

★ ★ ★ HAND-HELDS ★ ★ ★



YUPITERU MVT-9000EU
The best full range all mode hand-held scanner ever produced.
OUR PRICE
£319.00
or 36 mths @ £10.42



AOR AR8000
Popular 1000 channel scanner. (Not for the beginner).
OUR PRICE
£265.00
or 36 mths @ £8.66



ALINCO DJ-X10
Our favourite. All mode full frequency coverage scanner. 100kHz-2000MHz.
OUR PRICE
£259.00
or 36 mths @ £8.46



YAESU VX-1R
Amazing miniature set
TX disabled by us.
76-999MHz
OUR PRICE
£235.00



YUPITERU MVT-7100
The greatest value for money scanner ever produced.
OUR PRICE
£199.00



YUPITERU MVT-3300
200 channel. AM/FM scanner with decoder. Great performance.
OUR PRICE
£169.00

USED EQUIPMENT ALWAYS WANTED!

PRICES DO NOT INCLUDE P&P BUT THEY DO INCLUDE VAT

UNIT 5-7, 86 CAMBRIDGE STREET, ST. NEOTS, CAMBS PE19 1PJ
FAX: 01480 356192 SALES HOTLINE 01480 406770
EMAIL: Sales@multicomm2000.com WEBSITE: www.multicomm2000.com

"The resistance drops very rapidly as each new radial is added from 1 to about 15 radials."

store tell us that four radials is the magic number. And indeed a four-radial vertical (Fig. 7a) works better than a two-radial version. The *Engineering Handbook* of the National Association of Broadcasters (USA) uses the figure 120 radials for a.m. broadcast verticals, but that is in response to an FCC regulation. Some professional and high level amateur antenna books recommend 50 to 60, or 50 to 90 radials depending on which source you select. Clearly, digging up your garden to lay down 120 (or even 50) radials is not desirable. Most amateur

radio texts recommend between 14 and 16 radials (Fig. 7b) on earths that the return on investment above that number is diminishing.

We can do a simulation to determine the effectiveness of radials. Keep in mind that "all models are false, but some are useful". The falseness derives from the assumptions made or not made in the model.

Let's create a model in which there are 'radial resistors' of soil arranged around the antenna's 360° pattern every 0.1°. That means we will have 3600 soilistors (I didn't really say 'soilistors' did I?), each 10kΩ, arranged in parallel. The total resistance is $10000\Omega/3600 = 2.78\Omega$. Now, let's replace the soilistors one-by-one with copper wire, 0.4λ long. A length of a certain gauge copper wire that is 0.4λ in the 31m band has a resistance of close to 1Ω. Now let's replace 10kΩ soilistors one-by-one with 1Ω copper wires and see what happens to the total ground resistance. The total radials resistance will be $1\Omega/N$, where N is the number of radials.

We must find the parallel combination of the total soilistor resistance and total radials resistance. I wrote a *Visual Basic* program to do this job (*Qbasic* no longer being supplied on Windows machines!). A file was created on a diskette that

contained 3600 values. The first value assumed no radials, and the last assumed all radials (3600). Each step in between had one fewer soilistor and one more radial than the previous step. The data were then ported over to an *Excel* spreadsheet so they could be graphed on an X-Y scatter diagram. The total number of data points was too large to see the curve in a meaningful manner, so I plotted just the first 30 data points (Fig. 8).

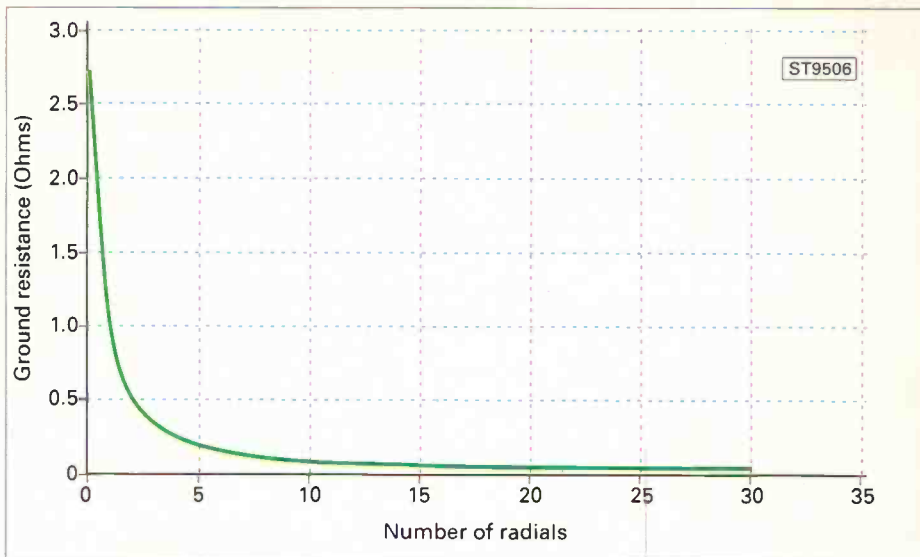


Fig. 8: Vertical antenna elevation pattern over an 'urban and industrial area' earth with no radials.

Notice the shape of Fig. 8. The resistance drops very rapidly as each new radial is added from 1 to about 15 radials. Above 15 radials, however, the change of resistance for each additional radial is very small, the curve being almost asymptotic. The cost and effort required to add radials after 15 is simply too great for the return on investment. As a result, I tend to accept the amateur limit of 14 to 16 radials as valid.

Keep in mind that this is a rather simple minded model, and would probably not suffice for professional antenna engineering use. However, it amply demonstrates the problem and the reasoning between setting a sixteen radial limit.

Now let's take a look at one more thing before concluding. Figure 8 shows the elevation pattern of a quarter wavelength vertical antenna over a less than perfect earth. This particular pattern was modeled using an 'urban and industrial area' ground and no radials. Now compare it with the 'perfect earth' elevation pattern in Fig. 2b. Note that the poor earth raised the angle of radiation. The effect of this change is to shorten the skip zone for DX reception or transmission. As a result, people with this type of earth may moan that they "can't hear over the horizon with a vertical". A few radials would depress the angle of radiation and lengthen the DX legs of the antenna.

Conclusion

Much of the bad reputation endured by vertical antennas, especially ground mounted verticals, is due to either incorrect expectations regarding signal-to-noise ratio and angle of radiation, or poor performance arising from earth resistance. The first two are alleviated by understanding the nature of the radio propagation to and from verticals and using it to best advantage. The other problem is alleviated by installing at least four, and preferably sixteen 0.4λ radials to form an improved ground system.

Note: The antenna patterns shown in this article were modeled using *NEC-Win Basic* by Nittany-Scientific.

Connections...

I can be reached at P.O. Box 1099, Falls Church, VA 22041, USA, or via E-mail at carrjj@aol.com SWM

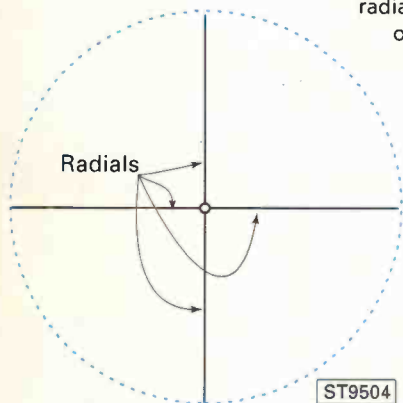
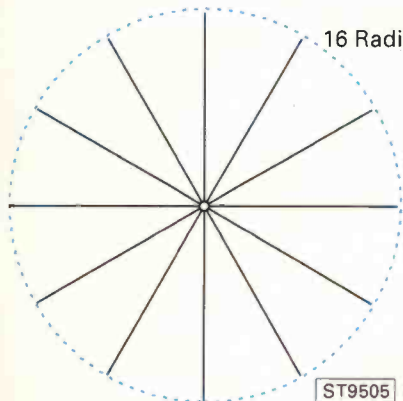


Fig. 7: a) Four-radial earth system; b) Sixteen-radial ground system.



Coming in August SWM

Next Month is our Amateur Bands Special

You'll also find this bumper packed issue includes a reader survey

with a chance to win both this rig

and an RF Systems Active Antenna.

Plus, we give away a **FREE**

Global Radio Guide*

So don't forget

this is your chance to let us know what you want.



- Discover, in part one of our **new Joe Carr series**, how you can use Ferrite and powdered iron cores to your advantage.



- The **enhanced Fairhaven wideband receiver** is reviewed by **JW**.

Plus all your regular favourites
On sale 23rd July -

Don't Miss it!

*UK readers only. Contents subject to change

Listening

The Lafayette Way

Ben Nock
G4BXD
explores the
HE-30 and
HE-80
general
coverage
receivers.

The Lafayette receivers may not be that well known to British short wave listeners but the company, basically a distribution company in America, imported and exported quite a few nice examples of

radio sets from the mid 30s to the late 70s. A couple of them are detailed here that, if found at rallies, car boot sales and so on, could be of interest to those just starting and should not cost an arm and a leg.

The HE-30 Receiver

The HE-30, supplied under the Lafayette banner, is a single conversion, 4-band receiver covering 550kHz to 30MHz. A bandspread facility offers seven portions covering the 80 to 10m amateur bands. Available on the second-hand market for small sums, this set could make an ideal starting point in short wave listening.

This 9-valved receiver bares a close resemblance to the Trio 9R59D set, in fact when the cover is removed, the i.f. transformer cans bare the TRIO legend. The set is different though in that it offers the facility of a Q multiplier in place of a straight b.f.o.

Circuit Description

The r.f. amplifier employs a 6BA6, the amplified r.f. then feeding a 6BE6 operating as the mixer. A

further 6BE6 is used as the main local oscillator feeding an injection signal to the mixer on the high side of the antenna frequency.

Two stages of i.f. amplification are provided, using 6BA6 valves. A 6AV6 operates as the Q multiplier and b.f.o. A Q Multiplier is a circuit designed to increase the Q or sharpness of a tuned circuit, in this case the i.f. transformer circuit, and thus improve selectivity and gain. As the gain of the Q multiplier stage is increased though, the circuit breaks into oscillation and acts as the b.f.o.

Trying to use the Q Multiplier does take some getting used to. In fact, I was not able to make it work as it should, and simply reverted to using it in the b.f.o. mode only.

A 6AV6 is used as detector, a.g.c., and audio pre-amp, which feeds a 6AQ5 as the audio output stage. A 5Y3/5CG4 is used as the full-wave rectifier producing the h.t. for the set.

There is no stabilised supply provided for the oscillators and this is something that could be added, a small OA2 for instance could be employed in the role. All the valves use 6.3V heaters and a pair of 6.3V dial lamps are also fitted to illuminate the scale.

Frequency Coverage

The actual coverage is as follows:

Band 1	550 - 1600kHz
Band 2	1.6 - 4.8MHz
Band 3	4.8 - 14.5MHz
Band 4	10.5 - 30.0MHz

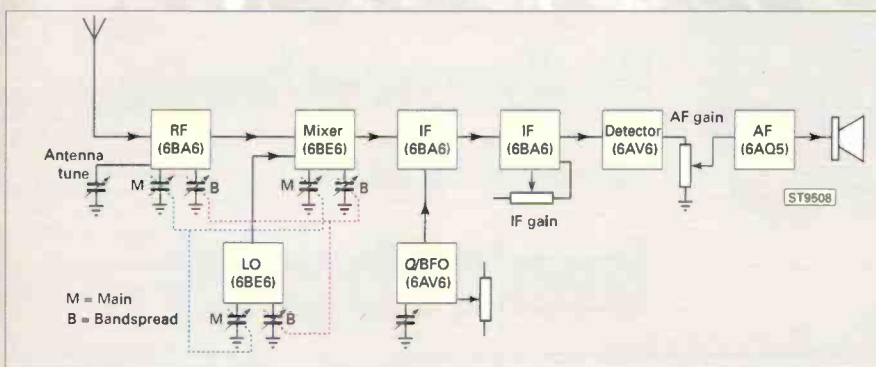
There is a bandspread function that gives seven slices which cover the 80 to 10m amateur bands, there being two slices for the 80 and 40m allocation to accommodate the US amateur bands.

Controls

Two large knobs are provided for main tuning and bandspread tuning. Large cast flywheels are attached to the rear of these controls which does help in the 'feel' of the tuning but as a cord drive is used between the controls



Fig. 1: Block diagram of the Lafayette HE-30 RX.





The HE-30 (upper) and HE-80 receivers. Band-spread scales are the lower of the two on each set.

and the tuning capacitors, the tuning lacks the ultimate smoothness of a geared drive.

A main function switch selects either OFF, ON AM, standby, or ON CW/SSB. In the s.s.b. position, h.t. is applied to the Q Multiplier/b.f.o. An audio gain, an i.f. gain and an antenna trim are provided along with a.v.c. ON/OFF and an audio noise limiter, which proved rather ineffective and simply distorted the audio. A bandswitch completes the control compliment for this set.

On the rear wall are terminals for antenna, earth, speaker and a pot to set the S meter zero level. It is interesting to note that the large i.f. transformer cans are stamped with 'TRIO', the obvious maker from whom Lafayette imported these sets.

The HE-80 Receiver

Having a very similar styling and frequency coverage to the HE-30, the HE-80 is slightly larger


and has the additional coverage of the 2m band plus a 100kHz calibrator facility.

There appears to have been at least two versions of this set. The HE-80WX, marketed in the USA, had coverage of the 6m band in place of the 2m band on the UK version. The set is single conversion on the short wave bands, whilst it operates in dual conversion mode when on 2m.

The 2m coverage provided is from 142 to 148MHz, this is tuned on the receiver as 5 to 11MHz, but it has its own scale on the dial and separate antenna socket on the rear. Due to the open nature of the set's construction, there is a small amount of leakage, i.e. short wave signals being heard whilst tuning the v.h.f. band.

Also, due probably to poor design, there are quite a few 'birdies' to be heard, i.e. not actual


Interior of the HE-30 set. Sparse layout, p.s.u. on lower right, i.f. strip along left wall, a.f. output rear centre.



received signals but mixing products giving loud blips across the tuning.

The HE-80 uses 10 valves in the main receiver, two more as the rectifier and stabiliser, and three valves in the 2m converter, i.e. 15 in all.

"Available on the second-hand market for small sums, this set could make an ideal starting point in short wave listening."



Underside of HE-30, coil bank in centre, p.s.u. components on left wall.



Interior of HE-80 with the p.s.u. on the right, i.f. along left wall, detectors and a.f. output along rear wall. Two metre converter upper right.

"The Q Multiplier, on the '80, takes some getting used to. As the selectivity control is advanced, a notable increase in gain takes place."

Underside of HE-80 receiver, showing very similar layout to HE-30.

On the HE-80, the b.f.o. and Q Multiplier are separate functions. The Q Multiplier works quite well in this set, being used on c.w. or crowded s.s.b. signals it does reduce the bandwidth and lifts the gain quite effectively.

The 100kHz calibrator is useful, but I feel it would have been more useful as a 1MHz calibrator. The crystal could be changed quite easily though. Again, as in the HE-30, the noise limiter is fairly ineffective, giving more distortion than noise limiting.

In Use

Operation of the receivers is straightforward enough, the required band is selected and then tuned as required. To set up the bandspread, the main dial pointer is first placed at the pre-marked spot on scale, these small markers are provided for each amateur band, two for the 80 and 40m sections.

Whilst not in use, the bandspread dial should be 'parked' at the right-hand end of the scale, this ensures the main dial reads accurate. With the main dial set to one of the bandspread marks, the bandspread tuning can now be used with the frequency being read off the lower



Close up of two metre converter on HE-80 set.

bandsread markings.

The antenna peak is adjusted for best signal, very strong signals can be limited by adjusting the i.f. gain control on the HE-30 and r.f. gain on the HE-80. With the b.f.o. switched on, c.w. and s.s.b. signals can be resolved, the gain of the received signal being adjusted either with the i.f. gain pot or the antenna trimmer.

The sensitivity and selectivity of the sets are nothing to shout home about, the specifications are good enough though for general listening, ideal for those just starting out on the short wave path and not wishing to take out a second mortgage for the pleasure!

The Q Multiplier, on the '80, takes some getting used to. As the selectivity control is


advanced, a notable increase in gain takes place. Advance the control too far and the i.f. stage bursts into oscillation.

At this point, the selectivity is backed off a touch and the tuning rotated to achieve the best signal reception. The Q Multiplier is useful on c.w. stations, it really narrows down the bandwidth nicely, and on s.s.b., it can be used to get rid of adjacent signals to some extent.

Using the set with a 40m long wire produced good enough results on the amateur bands with more than enough gain for the commercial bands.

Eastern European stations, South Americans and Asian alike were received on the 41 and 31m bands whilst WA/KA 4, 6 and 9 were heard on 20m, 5B4, ZS and VU on 15m.

The set would suit young and old alike, as it is simple to operate and requires only the smallest of table tops. The cost of either set should be quite reasonable and even worth buying just to play with or try out a few modification ideas on. Happy listening! SWM



JAVIATION

Carlton Works, Carlton Street, Bradford BD7 1DA

Telephone: (01274) 732146 Fax: (01274) 722627

E-mail: info@javiation.co.uk Web: www.javiation.co.uk

AOR AR8000 Accessories

DX-8000 Narrow AM board

Want to improve performance on the AM Broadcast bands both MW & SW? We now have available a small PCB that fits internally within the AR8000 and allows the narrower SSB filters to be selected when in AM/NFM mode. This can greatly assist with AM listening on crowded short wave bands. Once the PCB is fitted the narrower filters can be selected by pressing the local button and deselected in the same way. This board is exclusive to ourselves and not available from any other distributor. For further details please give us a call or visit our web page. **Price £35.00.**

Jav-Scan 8000

New, low cost fully functional PC software (Windows 95). Fully functional but time limited demo available either by post or our web site. Currently the only package to support internal options fitted to the AR8000 (DX-8000 or DS-8000 for example). **Price £19.99.**

LC-8000 Leather Carry Case

As an option to the AOR soft case, we have available a robust leather case manufactured from high quality leather (yes it does smell of leather) that not only provides increased protection but can be worn on a belt for added security. **Price £15.00.**

For further information on these or any of our products please contact us via telephone, fax or e-mail. Our web pages at <http://www.javiation.co.uk> are updated on a regular basis with news and information on all the latest product releases.

Jav-232

RS232 Interface

Whilst the AR8000 was the main reason for us producing the JAV-232 it is compatible with the AR2700, IC-R10 and other Icom equipment, Alinco DJ-X10 and the Optoelectronics Scout together with any other receiver requiring a TTL interface. When used with the AR8000 the JAV-232 is unique in that it not only provides RS-232 computer capabilities but also squelch activated tape recording (AOR CU-8232 and CR-8000 in one unit!).

Main features:-

- Fully compatible with many receivers
 - Original Sumitomo Flat Flexible Cable (FFC) supplied for use with AR8000 and AR2700
 - Robust, compact metal die cast case
 - 1.0m high quality multicore cable
 - Well produced instruction manual
 - 6-pin Din output provides audio and squelch activated remote tape recording for AR8000
 - Demo versions of leading software included
- Price £69.99.**



IS NOISE A PROBLEM?

NRF-2 NOISE REDUCTION FILTER
Simply plug it in with your headphones or L.S. No batteries required.
Cuts down Hum, hiss and sideband splatter..... **£16.50 + £1.00 postage.**

CT400 LONG-WIRE COUPLING TRANSFORMER
(Sometimes known as a "Magnetic Balun").
Use your wire antenna with a screened down lead..... **£6.75 + £1.00 postage.**

TU3 ANTENNA TUNING UNIT
A very versatile ATU with a special mode switch.
With quality aluminium case..... **£54.00 + £4.00 postage.**
Low frequency version (below 500kHz)..... **£68.00 + £4.00 postage.**

LAKE ELECTRONICS, DEPT SW, 7 Middleton Close, Nuthall, Nottingham NG16 1BX (Callers by appointment only)
Phone: 0115 - 938 2509 E-mail: radkit@compuserve.com

SEND SAAE FOR A BROCHURE OF OUR COMPLETE RANGE

CAN'T GET HOLD OF YOUR COPY OF SHORT WAVE MAGAZINE?

You should be able to obtain SWM from **WHSmith** and **John Menzies** stores throughout the UK from the day of publication (4th Thursday of every month). It should appear on the shelves, but if you cannot find it ask, or enquire about reserving a copy.

Many independent newsagents also stock copies of SWM and if you want to make sure you don't miss out ask your newsagent to reserve a copy for you on a regular monthly basis.

If you continue to experience problems in getting *Short Wave Magazine* from any newsagent please call:

Donna Vincent, Distribution Complaints on (01202) 659910.

Book Profiles


Due to a tremendous response to our Airband issue in April, this month's Book Profiles highlight six more titles to bring you up-to-date in the world of airband.

Airwaves 98

Now in its 5th edition, *Airwaves 98* is a most comprehensive and up-to-date h.f./v.h.f./u.h.f. aviation frequency directory.

Text and maps have been fully updated and expanded, there are hundreds of additions and amendments along with all the latest airband information, including all the past years u.h.f. changes to airfields.

Now available for **£8.95**, can you afford to be without it?



The Worldwide Aeronautical Communications Frequency Directory


This second edition frequency directory has 260 pages, and contains 2350 discrete frequencies, full commercial and military coverage, short wave voice communications, short wave digital communications, v.h.f./u.h.f. voice communications and v.h.f. digital communications (ACARS) and much more.

Why not order your copy and see? **£19.95**.

Flight Routings 1998

This A to Z guide to the airline flights within the UK is the ideal companion for airband listeners to quickly obtain the flight details of approx. 230 airlines - scheduled, charter, freight, etc., flying to and from British and Irish Airports worldwide. Also included are details of many overflights between Europe, Canada and the USA.

Order your 'companion' now for only **£6.95**.



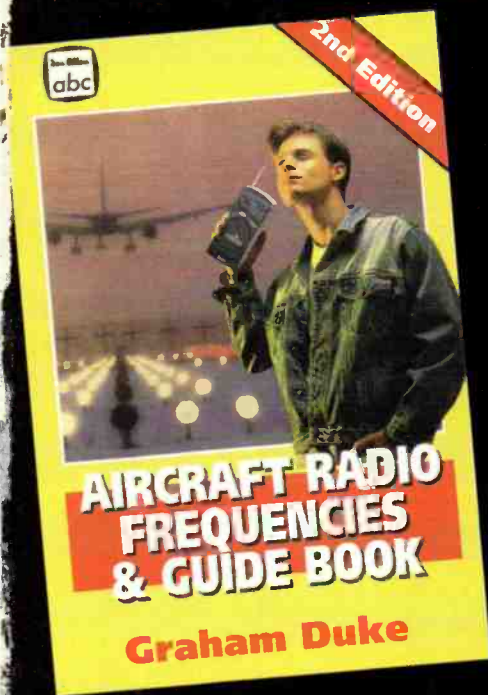


See pages 88 & 89 in this issue or visit

www.pwpublishing.ltd.uk/books/

for lots more information on radio-related books.

Internet users can order on-line.



Aircraft Radio Frequencies & Guide Book

This guide book is an invaluable and full comprehensive update on the 1995 edition. Since then, changes have swept across the airband reception field, with ever more channels and bands being utilised to cope with the increased use of UK airspace. This has resulted in the need for a clear, updated volume to aid the airband listener of 1998 and onwards.

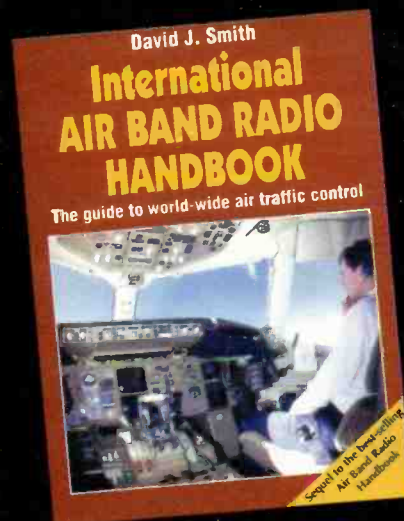
The book is set out in a manner that aids accurate use, while at the same time giving the clarity required to read and use airband receivers simultaneously. This book will definitely be a timely addition to the experienced listeners library, whilst describing clearly the art of airband listening to the enthusiastic beginner.

£5.99.

Civil Airliner Recognition

Now in its 5th edition, and illustrated in colour throughout, *Civil Airliner Recognition* is a detailed pocket guide to the great variety of passenger-carrying aircraft likely to be seen at the world's major airports. Amongst information given is data on production, variants, entry into service, size, power plants, capacity and major operators.

The book also contains a brief section providing the reader with detailed comparison photos, so that similar but distinctive airliners can be readily identified. Fully revised and re-illustrated since the 4th edition, the book is an essential handbook for all aviation enthusiasts - so order now for only **£8.99.**



International Air Band Radio Handbook

International Air Band Radio Handbook explains how air traffic control is regulated internationally and includes brief details of each country's system, together with the radio frequencies for all major airports. The many related subjects include navigational aids, radio phraseology, flight plans, interception and emergency procedures, as well as weather reporting and an ICAO airport code letter listing.

The use of air band radios by aviation enthusiasts is an increasingly popular and fascinating hobby, not only assisting in the identification of aircraft flying overhead, but also providing an insight into the complex world of air traffic control. Order now for only **£9.99.**

Book Profiles



Phone: (01908) 610625 (Photo Acoustics Ltd)
 FAX: (01908) 216373
 E-Mail:- photoacous@aol.com

58 High Street
 Newport Pagnell
 Bucks MK16 8AQ.

CLOSED THURSDAYS

Photo Acoustics Ltd

ICOM IC-PCR1000



New PC Software
 Turn your PC into a wide band receiver

- ★ USB, LSB, CW, AM, FM, WFM
- ★ 3 interface screens to choose from
- ★ Real time bandscope function
- ★ Wide frequency coverage with all mode receive
- ★ Unlimited number of memory channels
- ★ Automatic mode
- ★ IF shift function
- ★ Noise blanker
- ★ Digital AFC function
- ★ S-meter squelch
- ★ CTCSS tone squelch decode function
- ★ RF attenuator (20dB)
- ★ External speaker level control
- ★ Super fine tuning to 1Hz
- ★ 9600 baud data receive capability

only **£349.00** incl VAT
 DEPOSIT: £35.00
 24 payments of £16.97
 APR 29.8%

Short Wave International Frequency Handbook

£12.95
 plus **£2.50** postage



TARGET HF-3



A new budget priced communications receiver
 Covers 30kHz-30MHz.
 Supplied complete with power supply

£159.95
 P&P £8



FAIRHAVEN RD-500

£799.95
 DEPOSIT: £80.95
 36 payments of £29.11
 APR 29.8%

The new Fairhaven RD-500 offers you wide band coverage on all modes. SSB, CW, FM & AM. The enormous memory capacity and alphanumeric display enables you to build up a very comprehensive data base of stations.



AR-8000 UK

(SPECIAL OFFER)
£299.00

DEPOSIT: £30.00
 24 payments of £14.53
 APR 29.8%

ALINCO DJ-X10E



Offered with drop in charger, Nicad pack, belt clip, carry strap & low profile antenna.

- Covers 100kHz-2000MHz
- 200 memories
- Scan speed 25cm/sec
- Scan steps selectable (50Kz-500kHz) in 20 fixed steps

£299.00
 P&P £8

DEPOSIT: £30.00
 24 payments of £14.53
 APR 29.8%

NEW ICOM ICR-8500



The new IC-R8500 has proved itself to be the professional choice for all band monitoring. Covering 100kHz to 2GHz with no gaps and all mode fitted as standard.

- ★ 100kHz to 2000MHz
- ★ Incredible 10Hz resolution
- ★ All mode including USB/LSB, CW, AM, FM & WBFM
- ★ Built in TCXO for unrivalled frequency stability
- ★ IF shift & audio peak filter
- ★ Noise blanker, RF attenuator & selectable AGC
- ★ Digital AFC
- ★ 1000 memories including alpha numeric tagging
- ★ RS-232C serial port
- ★ Versatile scanning functions
- ★ 13 different tuning steps
- ★ Optional voice announcement

£1525.00

DEPOSIT: £160
 36 payments of £55.28
 APR: 29.8%

ICOM IC-R10E



- ★ All mode FM, WFM, SSB, CW, AM
- ★ 500kHz-1300MHz
- ★ Real time bandscope
- ★ 1000 memories
- ★ Alphanumeric tag to each memory
- ★ Tuneable bandpass filters employed for excellent RX performance
- ★ Multi-function dot matrix display
- ★ Full computer access compatibility.

Now available from stock RRP £295


PA price **£265.00**

DEPOSIT: £30.00
 24 payments of £12.70
 APR 29.8%

6th EDITION UK SCANNING DIRECTORY

Available from stock. Order yours now.

ONLY **£18.50** P&P £2



AUTHORISED AGENTS FOR KENWOOD, ICOM, YAESU & ALINCO. FULL SERVICE FACILITIES AVAILABLE

SPEND UP TO £1,200 INSTANTLY WITH A PHOTO ACOUSTICS LTD. CREDIT CHARGE CARD

PART EXCHANGE WELCOME, ASK FOR KERRY G6IZF or JANE

RETAIL SHOWROOM OPEN MONDAY - FRIDAY 9.30 - 5.30, THURSDAY Closed, SATURDAY 9.30 - 4.30

Goods normally despatched within 24 hours. Please allow 7 banking days for cheque clearance. Prices correct at time of going to press - E&OE



Amateur Bands

There are two questions here - the operating position and the antenna. We live in a litigious age. When an antenna 'lets go' in a gale the ends thrash about in the wind. Make sure it can't hurt someone and make sure your insurance covers such risks anyway. Adventurous children have been known to try to climb masts too, so do something preventive.

Indoors, first check whether your home is PME (Protective Multiple Earth) wired - houses built in the last decade or so are PME, but earlier ones are not. If the wiring is older, a physical check on its condition is worthwhile.

If you use an antenna system which requires earth for proper operation, for example the end-fed wire, you might want to isolate the receiver from the mains earth. Make a check - connect the live side of the mains through a 13A fuse straight down to the r.f. earth for one full second. Switch off and check whether the fuse has blown - if it hasn't, your radio earth isn't good enough for safety.

If your house is pre-PME, doing the same check on the mains earth might justify a panic call to your local electrician! If you must use the traditional earth, be sure yours is connected nearer to ground than the mains earth or use a counterpoise. That way there is no common piece of wire to couple noise into the r.f. side. Finally, feed power to the station by way of an earth leakage breaker (ELCB) just in case.

E-mail

Three came in by this route. The first one was from **Maury I121171** who is the SWL Manager for ARI and has a monthly column in *Radio Rivista*. Maury says I'm dedicating too much space to readers band reports, since there are many newsletters from which to retrieve data from - the *DX News Sheet* springs to mind.

Perhaps Maury has missed a point here - in my experience only a tiny proportion of listeners subscribe to such newsletters, and anyway by the time a reader's report reaches the issue it's history anyway! For example, on May 1 I started a column to reach the Editor on May 18, ready for you to read in the July issue, which is on sale on June 25th. Personally I try to reflect in the column what appears in the mail, so the more questions the better.

The second one is from **Neil Radley**, who has tried listening to the new band - I assume Neil refers to the 73 or 136kHz - but all he can hear is 'a digital signal of some sort'. Two possibilities arise here.

Firstly it might be Morse Neil is listening to - sorry if that seems a bit obvious! - and secondly it might well be pick-up through the earth system. Any 'normal' antenna will be extremely low impedance compared to that of any normal earth system so that any earth current signals will predominate.

The answer then is to put up some sort of balanced antenna or to try some sort of counterpoise instead of a physical earth. That implies inductive loading of course, and sharp antenna tuning. One doubts if sideband will be heard anyway - just one such signal would fill the band!

Next we hear from **Karl Drage RS174461** who reports that in April he finally got his 100th country verified - naturally, since then they've flooded in! Karl starts with 50MHz where he noted GD4IOM and G4SEU on s.s.b. for the first signals this year.

On 28MHz sideband, various 4X stations showed up, 5B4/UR9YAB, 5B4AGC, 5B4KFE, 7Q7DX, 9K2AI, 9K2JH, 9K2SQ, 9K0A, A14R, AJ6A, AK1L, CO8ZZ, EA8AM, EA8AZ, ED8CMT, FR5BT, FR5DX, KC4SUS, KC5UKC, K14TL, LU2DOJ, LU5FOO, NP4R, OD5PN, PJ7SRC, PT7AZ, PU8YHF, PY1SK, PY2YHF, PY7ZZ, SU8ECJ, UN7AR, V5IHK, VE1YX, VE3BI, VO1WET, VP5/KN5UG, VQ9KK, VU2KT, VU2MP, V3VVH, W4JF, WP4CTD, WP4NHM, YB1XUR, YB2PXB, YC1MW, YC9BU, ZD7WRG, ZS1FJ and ZS6BXN.

At 24MHz there were 4S7BRG, 8P6FB, 9M6CT, A41LZ, A61AS, BV5BG, HZ1AB, JR6EA, P49M, YB0BAQ, YB0JIU and ZS6BAF/C.

Down again to 21MHz for sideband from 3W6WE, 5A1A, 5B4XF, 5B4/AA0AM, 5B4/RZ3TX, 5B4/UA9MA, 6L0HG (a 'special' from HL), 9H1AA, 9K2OK, 9N1CU, BV2CH, BV98ARL, C91BL, CN8NK, D2AI, D44BS, DU1LKZ, DU1MJW, E21CJN(=HS), ED8CMT, H40AA, HL1ONF, HL2OPD, HS1CKC, HS0ZCL, JAs, KP3A, KP4AA, VP5/KN4UG, VQ9ZZ, VU3BGS, XE1YQQ, YB3ZAA, YB0BAQ, YC8UIP, YC0LBK, YC0LOG, YC0MZI and several ZSs. On RTTY, UA9WFO and YC1DYY were copied and SSTV from JA5ABK, TA1BM and WA6IEL.

Conditions

The bands are recovering from major solar flares on 2-3-4 May. On 136kHz signals went up by around 10dB, but a virtual wipe-out above 3.5MHz balanced that. A brief auroral event occurred on May 4 between 0500 and 0600UTC and enabled 6m operators to work into Scotland.

Working a distance of 2200km, VK3OT reckoned that this was the best aurora since 1989 and WA3WUL in Delaware also noted widespread aurora on 50MHz. On May 10 conditions were still decidedly 'iffy' too.

Post

Beginning with some c.w. from **Ted Trowell**. Ted has a magnetic loop, G5RV and an HF6 vertical. He finds the HF6 better than the others on 21-24-28MHz but this does seem to depend on the time of day.

Even more plaintively, Ted says the grass is growing so fast he can watch it, so every few days he has to trim it from round the base of his vertical!

A new contributor is **Martin Goodey** from Holy Vale, St Mary's, Isles of Scilly - just four days ago my XYL and I passed his front door not knowing he had written to me! Martin has an AR7030 and end-fed 25m wire antenna with which he has logged on 21MHz YV5NNC, ZD9CO, ET3AA, 9K2ZZ, YB1XUR, TJ2GI, J69MV(J6LMV disguised), LU9HG, HI3HN, D44BS, JA0QEV, PT2CC, YC6HDF, and P43A. A short burst or two on 18MHz yielded HS2SY, ZS1VX, and 4S7BRG.

Our next port of call is Oxford, and **Paul Goodhall** who had his listening time cut short when his wife was hospitalised leaving him to do the family chores. Our best wishes and hopes for you both. As with most contributors this time, Paul found openings on 28MHz, interestingly finding 4X4s on the band while 21MHz was unproductive on 14MHz Paul noted the long-path VK opening around 0730.

On Top Band, Paul noted VE3BMV/P and EA1DVY. Among Scottish islands, GM3VLB/P was on Staffa for about 25 minutes only, while GM0KJW/M was on Stronsay. GM3VLB/P re-appeared from Colonsay, GM0KJW/M from Eday, GM3VLB again from Ulva, GM0KJW from Westray, and GM3VLB back on Mull. GM0KJW/M popped up from Burray, GM3VLB from Arran, then Islay, Pladda and GB2HI was on Handa.

GM0EEY/M also operated from Arran, and GM3VLB showed up from Holy Island (The GM one that is) working GM0AXY on the island of May. GM4CHX/P was on the Isle of Ewe, and Scalpa was also represented. All these for the Islands of Scotland Award open to s.w.l.s. Details from **Dave Warburton GM0LVI, Law Vista, Errol, Perthshire, Scotland PA27QQ**.

Now we go to **Colin Dean** in Barnsley. Colin tried 7MHz for A45ZN, A61AJ, A61AQ, AP2KSD, BU0YL, BV2RS, DS5RNM, EK6CC, ET3BT, HL3VQ, assorted JAs, HW0M, JY5HX, OD5VT, SU1SK, SU3AM, YC0AN, ZL1HY, ZS6P, Z2ZJE, 3V8BB, 5A1A, 9K2RA and 9N1FP. At 18MHz Colin logged AP2JZB, BV5GQ, DU1KT, HL1SSG, HZ1AB, OD5NJ, VQ9KK, 4S7BRG, 5X1T and 9K2ZZ.

On 21MHz the pickings included A61AP, BV4KR, D44BS, ET3AA, HL0Y, HS0/G4UAV, HS0/K4MRH, IH9/OL5Y, JY9QJ, J28DB, J80R, P40J, SV2ASP/A, VP5E, VQ9KK, VU2MPS, V21C, assorted YC stations, 3DA5A, 4F3FVA, 5A1A, 5N1JYT, 8P9IJ and 9J2AW.

Here & There

Some to look out for, courtesy of *DX News Sheet/DX News Magazine*. CY9AA will be on from June 25 to July 15, by VE9AA, 9N1UD between 5 July and November will be K4VUD, and the hope is that a Father Moran Memorial station may be set up, using his old call. Bahamas will be activated between July 10 and August 2 by N4JQQ as C6AFP, while KS4SO hopes to be there on August 24 from Coco Cay, the C6 call not known at the time of writing.

Bill Rindone VE7SBO in *DX News Magazine* notes the deleting of Southern Sudan ST0 from the DXCC Countries list and the reasons. More important, Bill notes that he still has the logs for all the 25 DX operations he did over the years and would be pleased to help any one still lacking a card. Note that he was also WA6SBO.

During the summer, keep an eye open for the IOTA Contest on 24/25 July, and the various IOTA operations outside the contest too.

Wrap-up

That, alas, is all we have space for. Letters please to the E-mail address above or to **Box 4, Newtown, Powys SY16 1ZZ** by the first of the month as usual.

Book Reviews

Crystal Set Building and More

Volume 6 & 7 The Xtal Set Society Newsletter
 Published by The Xtal Set Society, PO Box 3026,
 St. Louis, MO 63130, USA
 ISBN 1-887736-09-3
 168 pages. 229 x 152mm Soft cover
 Price £10.50 from the *SWM* Bookstore.

What is amazing about this, the latest offering from The Xtal Set Society, is that not only is there a society devoted to crystal set 'technology', construction and design, but that so much can be written about so simple a concept.

You can get a lot of fun out building a crystal set. It is the ideal starting point for a youngster as there are no batteries to buy and all the components are remarkably cheap.

This book, along with the others in the series, is highly recommended.

Heathkit. A Guide to the Amateur Radio Products

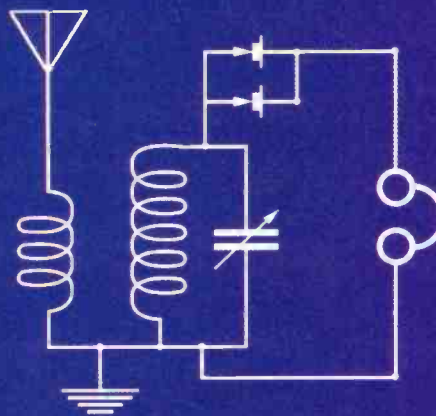
By Chuck Penson WA7ZZE
 Published by Electric Radio Press
 248 pages 281 x 217mm Soft cover.
 Price £21.95 from the *SWM* Bookstore.

This is the complete story of Heathkit written in a very readable manner. Heathkit somehow managed to overcome the major problem that seems to afflict a lot of kit manufacturers - it perfected the ideal instruction manual.

The bulk of the book is taken up by detailed descriptions of every model produced by the company, but the chapter on the history of the company makes compelling reading. Did you know, for instance, that the company was founded by Edward Heath around the turn of the century and that its first kit was an aeroplane in 1926? Or that, like so many hobby radio companies after the war, it got into the electronics business via war surplus equipment? It's all in this book.

Crystal Set Building

and more



Volume 6 and 7
 The Xtal Set Society Newsletter

**Both books are available from the
SWM Book Store.
 PLEASE USE THE ORDER FORM ON
 PAGE 91**



MilAir

Four weeks of chaos at work and a recent family illness have meant that I am writing this month's column a week later than normal. As a consequence I have managed to catch some of the action on the first two days of Exercise Brilliant Foil. As a major part of the southern portion of the exercise was to be based along the Southwest Approaches, I decided to make the 225km round trip to spend some time listening up on Berry Head on the South side of Torbay and also a short time at Yeovilton.

Both St. Mawgan and Yeovilton were due to have aircraft based which were involved in the exercise, so far I have heard 11 and 25 Squadron Tornados at St. Mawgan but at the time of writing I have not confirmed any aircraft at Yeovilton. There were supposed to be Portuguese F-16's and A-7P's at Yeovilton but surprise, surprise!!! - They appear to have been cancelled.

The AWACS controlling events was 'MAGIC 90' who was working in close liaison with 'Crowbar', one of the primary frequencies in use was 378.675 (TAD 070), the AWACS was heard calling several stations including Neatishead and Staxton. The enemy forces were referred to as 'RAQIS' and involved attacks by RAF and French Air Force aircraft mainly operating from Landiviseau in Northwest France. I observed a flight of six Mirage 2000s cross Berry Head on route to some range targets and then I presume to attack St. Mawgan. They then worked London Military on 275.475 before returning to France working French Military in the form of RAKI Radar on 249.85. MAGIC 90 also identified a flight of Entendards who were on route to intercept some Sea Harriers out of Yeovilton. The AWACS then moved frequencies to 374.85 (TAD 501) where several hostiles were intercepted on route to Pembrey and other ranges.

A full report on Brilliant Foil will appear in a future column, please send any reports of aircraft, callsigns or frequencies in use, to me as soon as possible - thanks.

Mildenhall

Mervyn from Norfolk and Rob D, have both written to me regarding the same subject. They have both queried whether the callsign for the 352 Special Operations Group (SOG) at Mildenhall, is Blackcat Ops or Blackhat Ops. Rob has several airband publications and he says that both callsigns are

This month's photograph shows a Super Entendard of the French Navy, (Aeronavale), believed to be part of the attacking forces during exercise 'Brilliant Foil'.



listed in different books. Personally, I was always of the opinion that the callsign was 'Blackcat'. Three years ago I was working at Mildenhall, whilst we were out on the airfield a car pulled up next to us and from the insignia it was obvious that it was the 352 SOG commanders vehicle. Painted on the door of the vehicle was a black cat so I am assuming that is the callsign. Incidentally, one reader asks why Mildenhall and Lakenheath are featured so much in the column - The answer is simple, I get more letters about these two airfields than any others, if readers want to write to me about other airfields I will be glad to include their comments.

Airband Radios

When I read through my post, probably one of the most common questions I get asked by readers is what is the best radio to use for airband listening. This is always a difficult question to answer as all radios have different facilities that each individual feels are useful. Up to now I have elected not to comment or make any recommendations on any particular radio but as a letter has reached me from Maureen asking about a specific radio, i.e. the Signal R-525, I will endeavour to answer. Maureen wants to buy a new radio to replace her husband's ageing hand-held, a Yupiteru MVT-7000. She has heard good reports on the R-525 and wants to try to buy a second-hand unit, consequently she asks for my comments on the radio.

To start with, it is a little awkward to use not having a numerical keypad for direct frequency input, but you soon get used to this. It only has 60 memory channels which can be a bit restrictive and the scan is quite slow compared with modern scanners - but if you want a radio that can pull in those elusive signals then this is the set for you. In my opinion, probably one of the most important considerations is the sensitivity of the radio, or in other words its ability to pull-in weak signals that cannot be heard on other sets. Even though it is over 10 years old, the R-525 can still compete on sensitivity with modern sets. I have compared a R-525 alongside an Icom R8500 and the R8500 only just out-performed the R-525 on the airbands. Not bad for a radio built in 1986 and about one fifth the cost of the R8500!

If you think that your husband places excellent sensitivity above the need for hundreds of memory channels then he will not be disappointed with the R-525. It should be noted

that the R-525 is now treated almost like a collector's item, they are uncommon on the second-hand market and are usually snapped up quite quickly. Despite its age you can expect to pay between £225 and £300 for a R-525 in good condition, also if you can wait, look out for one that has had the upper frequency coverage extended from 380 to 400MHz.

St. Mawgan

My thanks go to AH from Newquay, who has sent me some further information regarding the participants in the exercise 'Partnership for Peace', also known as 'Co-Operative Bear 98'. This exercise will take place between the 4th and 11th of September at St. Mawgan and at present boasts quite a cosmopolitan line-up of participants from both East and Western Europe. It is most likely that changes will occur, but the following list was current as of the end of April:

AN-26	Czech AF
RAF	C-130
CN-235	French AF
Romanian AF	C-130
Latvian AF	LET 410
Slovak AF	AN-26
Lithuanian AF	AN-26
Slovenian AF	LET 410
Dutch AF	C-130
Swedish AF	C-130H
Norwegian AF	C-130
Ukrainian AF	IL-76
Polish AF	AN-26
Uzbek AF	AN-2

The flying element of the exercise is expected to be between the 8th and 11th September. The USAF are also expected to take part with either a C-130H or a C-141B. One thought - how long have the Romanian AF had Hercules?

Antennas

In reply to the request for information on ex military airband antennas, a reader from Streatham in South London has sent me the address and 'phone number of a military surplus store in Wimbledon. I rang the number and it was unobtainable, can you contact me again Clive. Is the firm still in business?

MULTICOMM 2000

★ ★ ★ ACCESSORIES ★ ★ ★

ALL "MFJ" PRODUCTS ARE NEW, CE APPROVED AND HAVE OUR 12 MONTH WARRANTY



MFJ 784-B

Great multi-purpose DSP filter. Works with any receiver to 16 pre-set positions. Plugs directly into the recorder out socket.
OUR SPECIAL PRICE £189.00



MFJ 781

Basic DSP filter. Multimode. Suitable for all receivers or scanners. 10 presets.
OUR SPECIAL PRICE £119.00



TIMEWAVE DSP-599 ZX

The "Rolls Royce" of all DSP filters. Hyper speed DSP processor. Alpha numeric display. Enhances voice data and CW.
OUR SPECIAL PRICE £299.00



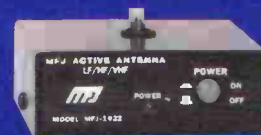
MFJ 959-B

Provides proper impedance matching between your receiver and antenna. 20dB pre-amp. 20dB attenuator. 2 antenna and 2 receiver input.
OUR SPECIAL PRICE £79.00



MFJ 1020-B

Tuned indoor active antenna. Plus pre-selector. Can be used with an external antenna. Compatible with short wave receivers and scanners alike.
OUR SPECIAL PRICE £69.00



MFJ 1022

All band active antenna for short wave receivers and scanners. Covering 300kHz-100MHz. Fabulous performance at an affordable price.
OUR SPECIAL PRICE £36.00



MFJ 1040-B

All band pre-selector. Rejects out of band signals 1.8-54MHz. Up to 20dB gain. Connect 2 antennas plus 2 receivers.
OUR SPECIAL PRICE £89.00



MFJ 956

Short wave, medium wave and long wave pre-selector tuner. Boost stations that are weak while rejecting images, intermod, etc. Frequency coverage 15-30MHz.
OUR SPECIAL PRICE £32.00



MFJ 1026

Eliminate interference. Exposes hidden stations. All mode operation. More effective than a noise blanker. 60dB null wipes out interference and noise. Unbelievable performance.
OUR SPECIAL PRICE £125.00



Balun Magnetic
£19.00



MFJ 112
clock
£22.00



MFJ
2-way switch £25.00
4-way switch £45.00



QEP 400
£10.00



Deskstand
£17.95



Kenwood HS-5
£59.00



GPS-III System
£345.00



Vectronics AT-100
Active antenna
£65.00



Palstar AM-30
Active antenna
£65.00



Techtoyz counter
£78.00



Scanmaster SP-55
£59.00



SGC power clear
DSP + speaker
£259.00

Scanmaster Stainless Discone
£41.00



MFJ 462-B
Multimode short wave decoder. So simple to use at a push of a button. 2 line. 16 channel display.
OUR SPECIAL PRICE £159.00


NEW PRODUCT

MFJ 1214-PC
Wefax, RTTY, CW, ASCII interface. Full colour/16-grey level fax. Software included.
OUR SPECIAL PRICE £139.00

SALES HOTLINE

01480 406770

★ ★ ★ USED EQUIPMENT ★ ★ ★



Lowe HF-225
Several to choose from.
£285.00
or 36 months @ £9.31



JRC NRD-535
Wonderful SW receiver.
From **£800.00**
or 36 months @ £26.13



Icom IC-R7000
Great condition.
£610.00
or 36 months @ £19.92



Kenwood R-5000
Several to choose from.
From **£499.00**
or 36 months @ £16.30



Yaesu FRG-8800
Plus VHF.
£369.00
or 36 months @ £12.05



Lowe HF-150
Lowe's entry point receiver.
£269.00
or 36 months @ £8.79



Yaesu FRG-100
As new. 3 to choose from.
£375.00
or 36 months @ £12.25



AOR AR7030
Short wave receiver.
£599.00
or 36 months @ £19.56

12 MONTH WARRANTY ON MOST OF OUR USED EQUIPMENT

****WE NEED YOUR USED EQUIPMENT****
TOP PRICES PAID...GUARANTEED!!!

LET US SELL YOUR EQUIPMENT FOR YOU

SHORTWAVE RECEIVERS

AOR AR-7030	5 in stock	from £525
ICOM ICR-72E	Great performing set.....	£425
JRC NRD-525	Great condition	£595
JRC NRD-535	One year old.....	£795
JRC NRD-345	Ex-demo.....	£499
KENWOOD R-1000	Good condition	£189
KENWOOD R-2000	+VHF	from £299
KENWOOD R-5000	8 to choose from some incl VHF	from £469
KENWOOD R-600	Mint	£190
LOWE HF-150	£225
LOWE HF-225	6 to choose from.....	£229
LOWE HF-225 Europa	4 to choose from.....	£285
PANASONIC DR-22	Portable	£59
PANASONIC DR-48	Semi-portable.....	£129
REALISTIC DX-100	£95
REALISTIC DX-200	£125
ROBERTS ATS-617	Portable	£99
ROBERTS ATS-817	Portable	£139
SANGEAN ATS-803A	Portable	£80
SANGEAN DX-440	Portable	£90
SONY 200ID +AIR	As new	£195
SONY EARTH ORBITER	£60
SONY PRO-80 HF +AIR	£89
SONY SW-100	Ex-demo	£139
YAESU FRG-100	Several	from £349
YAESU FRG-8800	Several	from £275

SCANNERS

AOR AR-2002	Boxed	£599
AOR AR-3000	Boxed	£489

BEARCAT 220XLT	As new	£130
BEARCAT 3000XLT	As new	£159
FAIRMATE HP-100	£110
ICOM ICR-1	*New* old model	£225
ICOM ICR-7000	Base	£599
JIM SX-400	Base	£125
NEVADA MS-1000	As new	£195
REALISTIC PRO-2005	As new	£149
REALISTIC PRO-2006	Several	from £139
REALISTIC PRO-2035	Base	£159
REALISTIC PRO-26	Boxed	£110
REALISTIC PRO-32	£69
REALISTIC PRO-63	One week old.....	£110
STANDARD AX-700	Ex-demo.....	£325
WIN-108	Airband	£110
YAESU FRG-9600	Several	from £149
YUPITERU VT-225	Airband	£149

ACCESSORIES

DAVIS WEATHER SYSTEM	£110
ERA MICROREADER	£99
JPS NTR-1 DSP Filter	£110
MAPLIN WEATHER SAT. SYSTEM	£169

FINANCE EXAMPLE

Cash Price	Less 10% deposit	Balance for finance	12 months @	Total finance price
£289.00	£29.00	£260.00	£23.87	£315.44

OPENING HOURS

Monday - Friday 9.00-5.00pm.
Saturday 9.00-2.00pm.
Closed Sundays.

WORLD-WIDE DELIVERY

Our efficient couriers ensure a guaranteed next day delivery in the UK and a 48-hour worldwide service if required.

PART EXCHANGE

We urgently require your treasured set. We buy outright for cash. Alternatively, use your old equipment as a deposit on finance for a new or used set.

FINANCE

We now can offer you a competitive finance package with only 10% deposit. Multicomm 2000 is a licensed credit broker. Written quotations are available upon request.

ACCESSORIES

Here at Multicomm 2000 we also have a large selection of books, antennas, linears, etc. If we don't have it in stock we can order it!

USED EQUIPMENT

We probably have the largest range of used equipment in the country.

Most of our used equipment carries a full 12-month warranty and can be purchased on finance (if required).

LARGE SHOWROOM

We have a large, modern, showroom crammed full of new and used equipment.

All are available for demonstration. Callers are welcome anytime!

PRICING POLICY

We source many products direct and usually offer an unmatched price on all of our products.

UNIT 5-7, 86 CAMBRIDGE STREET, ST. NEOTS, CAMBS PE19 1PJ

FAX: 01480 356192 SALES HOTLINE 01480 406770

EMAIL: Sales@multicomm2000.com WEBSITE: www.multicomm2000.com

Propagation Forecasts

How to use the Propagation Charts.

The charts contain three plots. The lower dashed line represents the lowest usable frequency (LUF), or ALF (Absorption Limiting Frequency). The chances of success below this frequency are very slim.

The middle line indicates the optimum working frequency (OWF) with a 90% probability of success for the particular path and time.

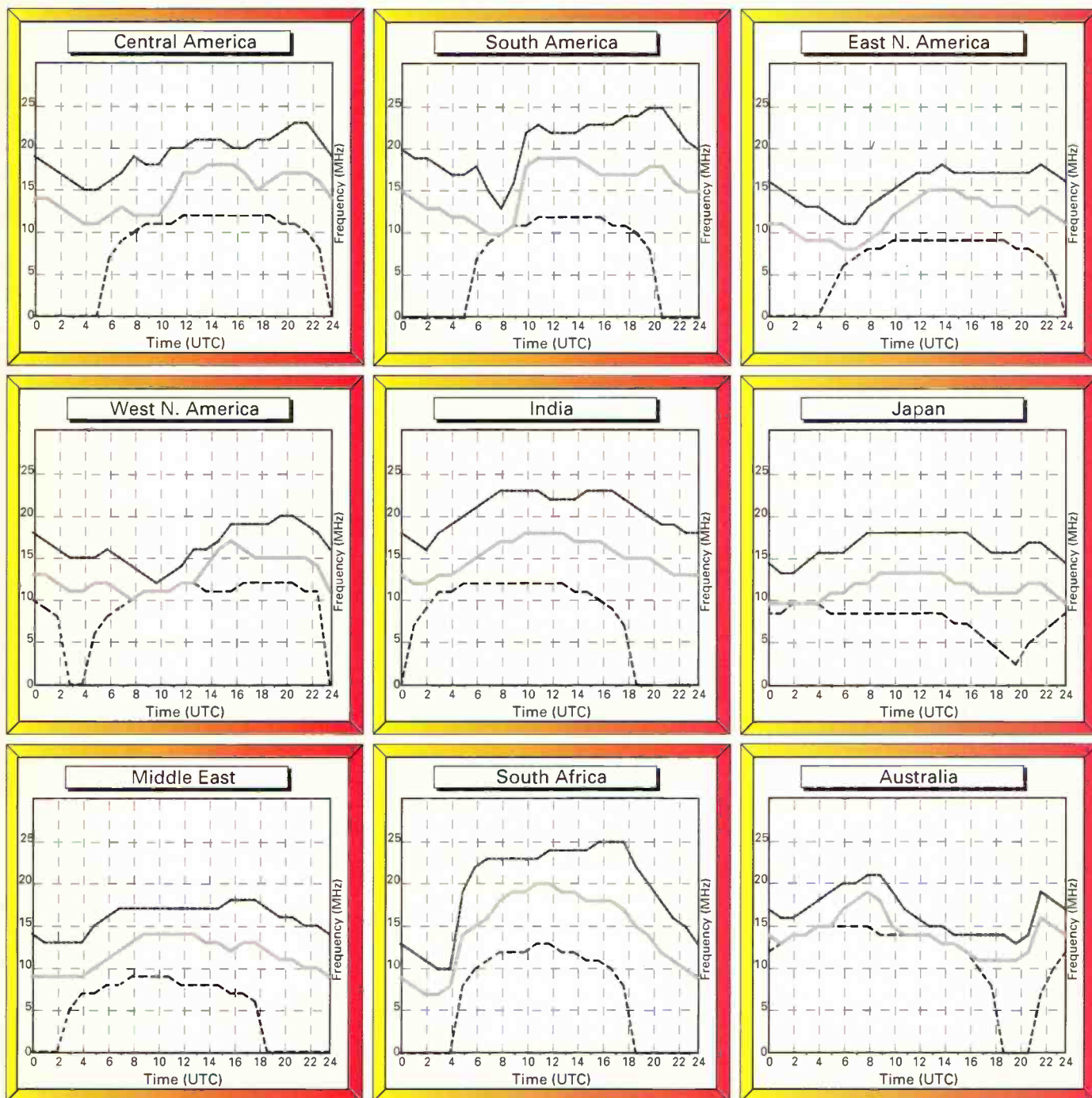
Lastly, the upper dashed line, represents the maximum usable frequency (MUF) a 50%

probability of success for the path and time.

To make use of the charts you must select the chart most closely located to the region containing the station that you wish to hear. By selecting the time chosen for listening on the horizontal axis, the best frequencies for listening can be determined by the values of the intersections of the plots against frequency.

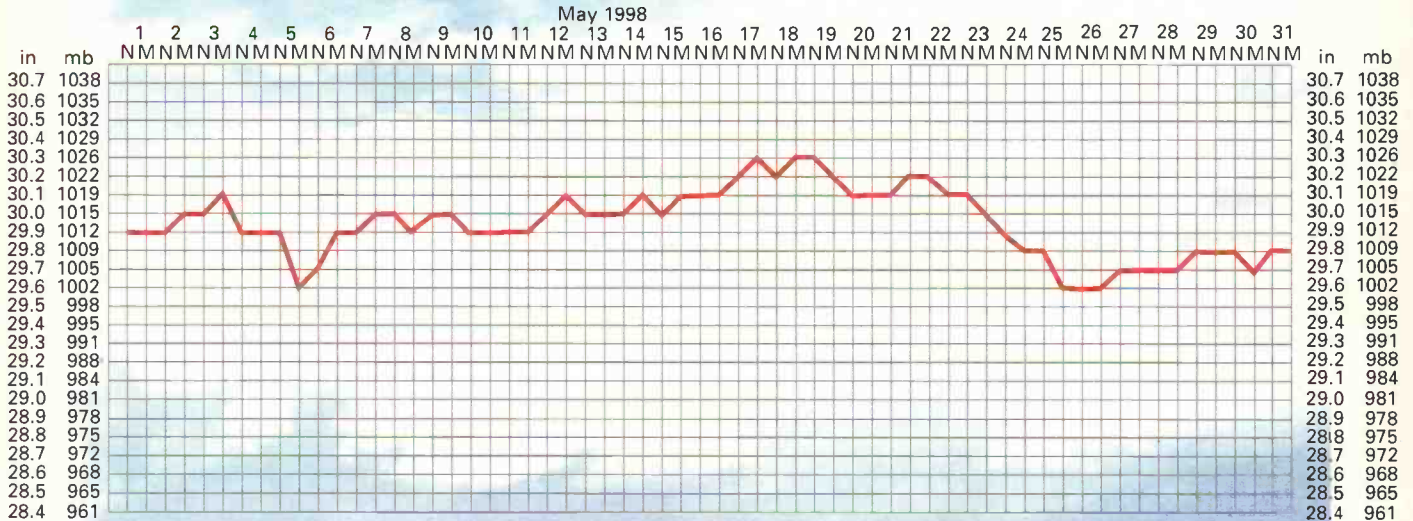
Good luck and happy listening.

July 1998
Circuits to London

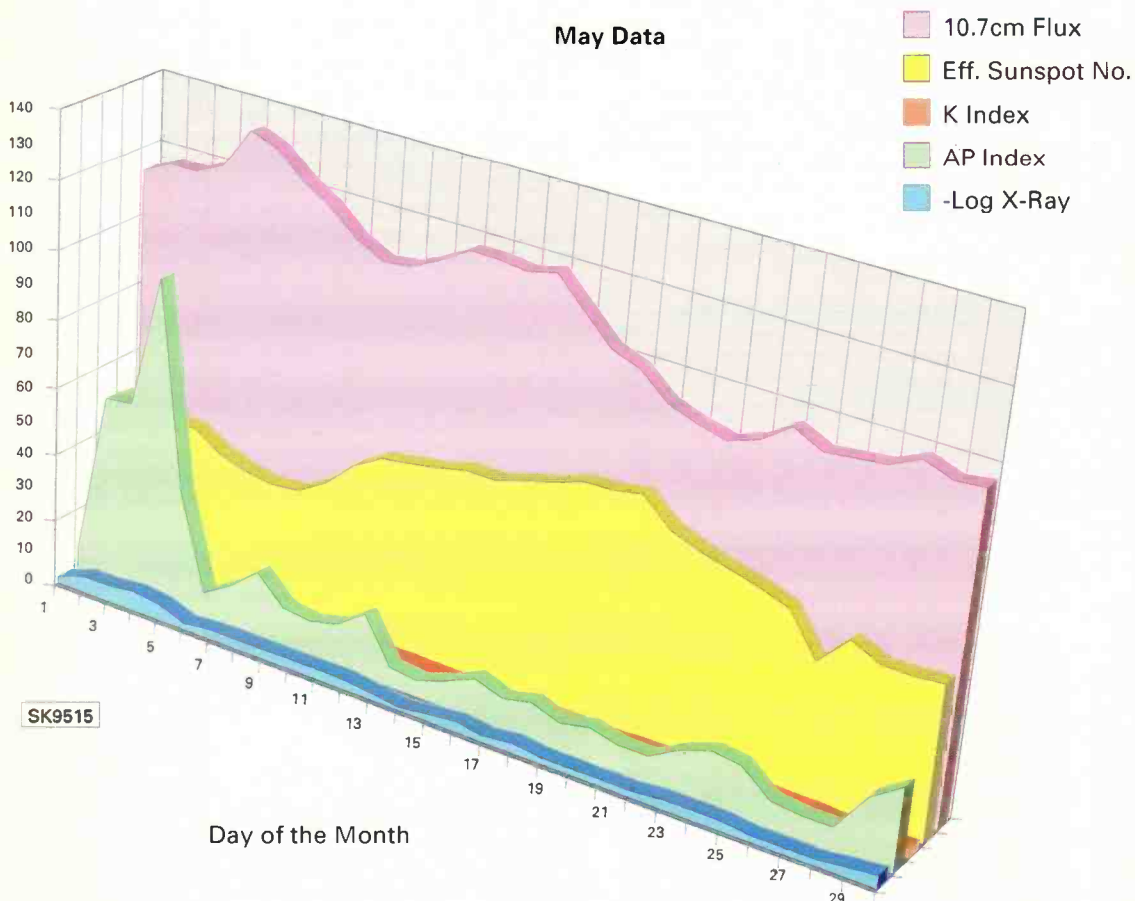


Propagation Extra

Ron Ham's barometric pressure chart, taken at Storrington, W. Sussex, May 1998.



May Data



guide to the chart

The 10.7cm solar radio flux is used as an indicator of the general level of solar activity.

The K and AP indices are measures of geomagnetic activity.

The K index ranges from zero (very quiet) to nine (severely disturbed). K values of five or greater correspond to geomagnetic storm conditions that can relate to poor propagation conditions.

The AP index ranges from 0 to 400. An AP of 30 is the threshold for geomagnetic storm conditions.

■ KEITH HAMER & GARRY SMITH, 17 COLLINGHAM GARDENS, DERBY DE22 4FS

TEP Reception

Since last autumn, TEP (Trans-Equatorial Propagation) signals from south-east Asia have been encountered in Northern India by Lt. Col. Rana Roy. Now, via Dutch enthusiasts, we learn that a TEP path was established between Europe and Botswana last March with signals from Italy (IA) and Spain (E2) on the 14th and 15th respectively. Of greater importance was the reception of the Egyptian ERTU-2 900W Dumyat relay on the 28th, identified by Arabic text and the Egyptian flag. This is comforting news confirming that Dumyat E2 is still operational despite rumours to the contrary (see the May 'DXTV').

In view of these latest TEP possibilities, Channel E2 should be closely monitored during Italian openings, particularly during mid to late afternoon. In the Eighties, Gwelo (Zimbabwe) on Channel E2 was identified several times by a combination of Sporadic-E and TEP. African signals to watch out for include the following countries:-

Ghana:	E2 Kisi, E3 Jamasi, E4 Accra
Nigeria:	E3 Sokoto, E4 Ibadan and E4 Kaduna
Spanish Equatorial Guinea:	E2 Malabo
Zimbabwe:	E2 Gwelo (may no longer be operational), E3 Bulawayo, E4 Harare
Kenya:	E2 Timboroa (may no longer be operational)

Keep Writing!

Please send your DXTV and f.m. reception reports, news and information to arrive by the first of the month to: **Garry Smith, 17 Collingham Gardens, Derby DE22 4FS.**

Fig. 1: Spanish (TVE-1) news reporter seen via Sporadic-E.



DX Television

Months of Sporadic-E inactivity finally came to an end on April 18th with a ten minute display of RAI UNO on Channel A. The month had been generally inactive apart from noise-level Dutch NED-1 signals from Lopik on E4; this has been the only way to prove that the DXTV equipment has been working correctly!

The next Sporadic-E opening materialised on May 1st with a sustained late afternoon bullfight from Spain (TVE-1) on Channels E2 and E4.

When To Look

As you read this column, several 'goodies' should have already been logged via Sporadic-E propagation. If you have missed them, there is still plenty of time left.

Perhaps the best times to try are between 0500 and 0800UTC and from 1700 until 2000UTC for Middle East reception and late evening for Transatlantic reception. These are only approximate times and reception can occur outside these periods.

How much time is devoted to monitoring depends upon personal commitment and lifestyle. Dedicated enthusiasts have been known to plan their annual holiday around the traditionally 'best' DXing dates so as not to miss anything but usually a certain well-known law guarantees two weeks of blank screen!

Peter Barber (Coventry) is retired and monitoring begins before breakfast and ends at bedtime with each session lasting five to ten minutes with gaps of around 30-60 minutes initially, extending later in the day to around two hour gaps. If anything is heard on the scanner or seen on the TV, monitoring is continuous.

Remember, Sporadic-E openings can occur at anytime and without warning. Sometimes an opening may only affect Channel E3 and not others so it pays to check each channel frequently rather than waiting on one particular frequency.

Notch Filters

In most areas of the United Kingdom, Channel RI (49.75MHz) is virtually unusable due to the presence of baby alarms and other carriers operating around 49-50MHz. When strong, this interference may extend down to Channel E2 making this channel also difficult to DX.

In Italy, some cordless telephones are sold with a booster and external amplifier to cover distances of up to 5km, according to **David Bocca Corsico**

Piccolino. They cause blanking on Channels E2, RI, A and E3 and although illegal, the electronic retailers continue to sell non-approved equipment.

Even when the authorities make it clear that the telephones are illegal and other people can eavesdrop, it still fails to discourage users. The 900MHz versions are still considered too expensive.

In such cases a notch filter can work wonders, although Channel RI may be attenuated somewhat. In practice, careful adjustment of the filter can reduce the interference effect on an RI picture, thus making it more watchable than without one fitted.

Simon Hockenhill (Bristol) has added such a filter in anticipation of the coming season and confirms that Channel E2 is now completely void of interference. Carefully orientating the antenna for minimum pick-up of local interference may also provide a solution provided that only an interference source is responsible.

New Graphics

Central Television have introduced new continuity graphics. Instead of the circular theme the new identification features the name CENTRAL in bland lettering on a coloured background, thus following in the style of Carlton (London area) who own the station.

The graphics are themed and seem to reflect the type of programme which follows. For instance, prior to *Coronation Street* the 'N' in CENTRAL depicts a smoking chimney.

Readers' Letters

Martin Dale (Stockport) has successfully repaired his sticking rotator drive motor following storm damage. The stability of the support mast has been improved by routing it through a piece of waste pipe secured to the chimney stack. For v.h.f. DXing, a Band I dipole has been fixed to the rear of a redundant Band III antenna he discovered in his attic, thus saving mast space.

Some interesting information can be unearthed via the Internet as **Tom Crane** (Essex) recently discovered. It concerned the method by which Dutch and Belgian cable TV companies pick up terrestrial signals from the east coast of the UK for distribution via their cable networks.

Apparently they use very large antennas, including a large satellite-type dish feeding a conventional Yagi. The idea being very high gain coupled with a very narrow beamwidth, much less than a Yagi exhibits.

Gigantic dishes are being used in Cyprus by local terrestrial and cable broadcasters to pick up ET-1 and ET-2 from Greece for local distribution. The square dishes are estimated to be about 50m across! They form part of a

Fig. 2: Egyptian ERTU-2 news opening graphics. The same opening sequence was seen in the UK via F2 propagation in 1991 from the 900W Channel E2 relay at Dumyat.




Fig. 3: Tros' (Netherlands) identification caption received earlier this year in Bristol by Stephen Michie.



terrestrial TV network, or possibly microwave link, and are directed towards Rhodes, a distance of around 350km.

Spy cameras are part of everyday life in the United Kingdom and few public places are without them. **L.J. Lewis** (Romford) has heard that some shopping centre security cameras transmit to a central control and monitoring department using normal u.h.f. TV frequencies.

Has anyone accidentally discovered some of these transmissions while tuning through the u.h.f. band or do they use f.m. video or encryption for added security? Can anyone comment further on this topic?

FM DXing

During Sporadic-E activity, Continental stations can sometimes be received loud and clear using nothing more than a basic f.m. radio with a telescopic rod antenna. For serious DXing, a receiver with an accurate digital frequency readout is essential to enable stations to be correctly logged and hopefully identified.

Bandwidth reduction is available on certain receivers which provides improved selectivity to enable weak stations to be separated from strong adjacent channels. Although expensive,




Fig. 5: Test card from a private Italian station in Band I.

RDS receivers are even more of a bonus as these display the name of the station being received.

Andrew Jackson

(Birkenhead) uses a Sony ST-S505ES RDS receiver which has all these facilities. Receiver performance is excellent and during Sporadic-E openings, the narrow bandwidth facility and RDS display is extremely useful.

An external antenna is desirable for serious work, even if only a dipole. Multi-element arrays with eight or more elements are available for the real enthusiast although these might attract adverse comments from neighbours because of their size.

Mike Gaskin (Cornwall) is using a crossed dipole antenna system for f.m. DXing and prefers it to a Yagi. Its multi-directional response means it is particularly suited for Meteor-Shower work and it requires no rotation.

Service Information

Gösta van der Linden (Netherlands) has supplied the following news items:-

Fig. 4: German 1st Network weather caption received by Stephen Michie.

Lithuania: CET has now been adopted which means that clocks will show UTC + 2 hours this summer. The TV6 (Moscow) relay in Vilnius on Channel R26 has changed from SECAM to PAL.

Sweden: Digital TV transmissions have now commenced from the following transmitters:- Stockholm E59, Linköping E42, Göteborg E40, Uppsala E40, Malmö E22, Norrköping E36, Västerås E37 and Hörby E22. Channels E60 to E69 are to be released for digital broadcasting in the near future.

Belgium: A 16:9 version of the Philips PM5544 test card is being aired via all VRT-1 transmitters.



Fig. 6: The current BBC-1 Identification Symbol featuring a hot-air balloon floating over Canary Wharf. But there's a rumour that the balloon will be deflated and replaced later in the year. Can anyone confirm this?

Aerial Techniques

Super

Multisystem Converter with Pattern Generator



CDM-820 broadcast-class converter

Features

- Two sets of S-VHS inputs and outputs
- Input auto detection
- Digital conversion from input TV signals of NTSC, PAL to output signals of NTSC or PAL
- Digital line (525 ↔ 625 lines) and field (60 ↔ 50 fields) conversion
- 8M bit field memory
- Built-in time base correction (T.B.C.) function for signal synchronization

£649.00

SPECIFICATIONS

Input TV systems	NTSC 3.58, PAL (B, D, G, H)
Output TV systems	NTSC 3.58, PAL (B, D, G, H)
Connection terminals	Video Input: 1 S-Video Input: 2 Video Output: 1 S-Video Output: 2
Picture resolution	500 lines for both dynamic and static picture
Digital Cord Bit	Y: 8 Bits R-Y: 8 Bits B-Y: 8 Bits
Memory size	8M Bit
Line conversion	525 ↔ 625 lines
Field conversion	60 ↔ 50 fields
Power supply	AC 110/220V

Roadstar

TLV-1061



AC/DC

10 inch colour Television/Monitor with built-in "ON-LINE" Videorecorder, 30 preset memories, Hyperband and full function remote control. Autorepeat function. Double Audio-Video sockets (SCART+RCA), 12V DC and mains operation.

£549.00



'Worldwide covers 10 Standards'

AKAI VS X480 EGN MULTI-SYSTEM VCR
Covers PAL 1; PAL B/G; PAL D; SECAM B/G; SECAM D/K; SECAM L (for FRANCE); NTSC 3.58MHz and NTSC 4.43MHz. VHF/UHF Tuner. DX4 head with Long play. NTSC playback on a PAL TV. 8 Event, 1 year timer. Auto voltage selector for use worldwide. Complete with infra-red remote control. £499.00 inclusive of VAT

FULL CATALOGUE

Features Satellite, Multi-system TVs + VCRs, Converters, Decoders, Amplifiers and Aerials for domestic and TV-DXing. AVAILABLE BY RETURN OF POST FOR ONLY £1, or ring with your credit card.

11 Kent Road, Parkstone, Poole, Dorset BH12 2EH
Tel: 01202-738232 Fax: 01202-716951 E-mail: atech@dircon.co.uk

(All prices are inclusive of VAT, delivery by courier £10.00)

New Radio Books



Shortwave Receivers Past & Present

This new comprehensive edition covers over 770 receivers including European ones manufactured from 1942-1997. Tabletop (non-portable) general coverage, amateur, shortwave and speciality receivers are featured. Whether you are a shortwave listener or amateur radio operator, here is the information you need in an easy-to-use format. Organised for quick reference, entries include receiver type, photograph, features, specifications, accessories, variants, availability, date sold, size and weight, reviews, cost when new, used value, value rating and status.

Price: £19.50 + £3.50 UK post. European post £5.50 or £12 elsewhere.



North Atlantic Flight Communications

Plot trans-Atlantic flights with your HF radio and computer. Enter the flight details and watch in real time as the program plots the flight's progress across the North Atlantic on high resolution charts. The accompanying large book clearly explains all the procedures from filing the flight plan right through to landing at the destination, and describes the radio communications system in depth. Software requires IBM/PC. Please state if you require to run it on Windows 95 or 3.1.

Price: £15 + £1.25 UK post. Postage for Europe add £2.25 or £5 airmail to other destinations.



The UK Scanning Directory

This new 6th edition covering 26MHz to 1.8GHz, continues to amaze everybody. The tens of thousands of frequencies include Civil and Military Aviation, Army, Navy, the largest Police list ever published, DSS Snoopers, GCHQ, Eye-in-the-Sky Links, Bailiffs, Prisons, Motor Racing, Universities, Railways, Telephones, Couriers and many more we dare not mention. Separate parts cover the Civil Aviation Band and European frequencies for Dxsers. This book remains Britain's largest and best selling scanning directory, the undisputed leader in the field. No other book dares to list so many frequencies and in such great detail.

Price: £18.50 + £1 UK post. For Europe add £3.25, elsewhere £7.50.



Ask for free catalogue. Allow 14 days delivery



INTERPRODUCTS (SW78)
8 Abbot Street, Perth PH2 0EB, Scotland
Tel & Fax: 01738 441199
E-mail: interproducts@netmatters.co.uk

Airband

It's time for the Red Arrows again! This year, I'm told, they won't make their appearance from over the crowd for safety reasons. In June (dates in parenthesis) they're expected at Bournemouth (26), Waddington (27 & 28), Plymouth (28) & Tain (30).

July: Chichester (3), Perth & Redcar (5), Marham (9), Wirral (11), Silverstone (12), Culdrose (15), Shrivenham (17), Yeovilton (18), Falmouth (18), North Coates (19), Stromness (21), Peterhead (22), Worthing (24), Fairford (25 & 26), Silverstone (26), Blackpool (27), Lyme Regis (29), Lowestoft (30) & Cranwell (31).

August: Sunderland (1 & 2), St. Mawgan (5) & Whitby (10). That'll keep 'em busy!

Source: AIC 52/1998 from the CAA. Changes or cancellations occur at short notice, but try the free recorded telephone message **(0500) 354802** soon after 1900 the night before.

Rescue

Spare a thought for those who routinely put themselves at risk to rescue others. Last November the media news reported that a winchman had drowned while performing a rescue. *Air Accidents Investigation Branch Bulletin 4/98* page 65 (ref: EW/C97/11/4) details this tragic case. Airband enthusiasts will be surprised to find that the winchman had no radio link to the helicopter, a factor that made this rescue all the more difficult.

It might help readers to understand one important method of winch operations. In this case, a heaving-in line (hi-line) was employed. This is a nylon line with a weight at one end and an attachment to the helicopter's winch hook, via a weak link, at the other.

The winch operator lowers the weighted end down to the ship where the crew must take hold of it - but not tie it to anything. The line then guides the winchman into position as he is lowered. Should it snag on the ship's rigging, there is no danger of the helicopter being dragged down by any sudden movement of the ship. All that would happen is that the weak link would break.

Follow-Ups

It's surprising that the term 'range' (as in v.o.r.) doesn't have a clear origin. I made some suggestions in my article 'What Are the Airbands?' (April *SWM*).

A visitor to my Museum has suggested that early beacons were strung out in a line, reminding me of the peaks of a mountain range. Unlike a v.o.r., these were not omnidirectional. In fact, they enabled aircraft to stick to just one straight line track (per beacon).

One type of beacon was called the AN range. To one side of the track, the repeated Morse letter A (dah) would be heard when the beacon was tuned in by radio. The other side of the track yielded the letter N (dah-dit). Spot on track, down the middle, was the equisignal - just a continuous unbroken tone.

Jacques d'Avignon (Canada), our 'Propagation Forecasts' contributor, remembers the AN range.

Directly overhead the beacon there was no signal, this area being known as the cone of silence.

Jacques has heard the nautical term "being on the range" if a ship is correctly steered in a narrow passage by lining up shore

beacons. I've tried this myself at the entry to a port with shoals to either side, but I'm not aware of this term in current British usage. Could it be, again, local to North America?

Arthur Oglesby (Harrogate) actually flew the Swallow that Chris illustrated for us in May. He reports the need for full left rudder on take-off, I don't advise trying this with cross-wind from the right! Could the engine's torque reaction have exacerbated this effect, Arthur?

As a general note, the photos give ambience to the column but aren't usually the subject of discussion in the text - unless a reader enquires specially as in this case.

Radio Procedures

Although we think of air travel as fast, there are speed limits in certain types of airspace. When aircraft maintain separation by 'see-and-avoid' in visual conditions, speed must be restricted to give conflicting flights time to manoeuvre.

Another reason for speed limitation is to enable Air Traffic Control to position flights accurately, for example when lining up an arrival stream for approach to a runway. Speed also affects descent rate which, if incorrect, could cause the aircraft to crash into a tall obstacle.

When Air Traffic Control (ATC) doesn't need to co-ordinate aircraft at a particular speed, the pilot is told "No ATC Speed Restriction" and you now know why. Full details in *AIC 35/1998*.

Non-Radio Procedures

Outside controlled airspace there's no requirement for radio, as **L. Moverley** (London) has noticed. Pilots watch out for each other and give way according to the Rules of the Air, as detailed in the *Aeronautical Information Publication, AIP* (from the CAA, but your local flying club will have a copy). Or most teach-yourself-flying books in the local library will give some information.

The rules were originally developed from their seafaring equivalents, so pilots stay to the right of any straight-line feature (e.g. railway) that they are following, avoid oncoming aircraft by turning right, and give way to aircraft on their right. If the weather deteriorates below Visual Meteorological Conditions minima, a diversion to the nearest aerodrome is needed, or even a precautionary landing in a field.

Receiver Hardware

I hope to help **K.M.** (Nottingham) who, in the May 'MilAir,' asked about military antennas. Now, I don't know what they use on ground installations. The portable control caravan at previous Halton Airshows had separate antennas for v.h.f. and u.h.f. Not surprising, they might want to transmit (as opposed to just receive) on both channels simultaneously. I couldn't see what antennas were involved, they were hidden in radomes. The size and shape, though, was compatible with some simple vertical element.

At Duxford, I noticed discons on the control building roof. These can be persuaded to transmit as well as receive a broad range of vertically-polarised signals and are therefore well suited for both v.h.f. and u.h.f. airbands.

Then, when airborne, separate antennas are the order of the day. The ones in my Museum are a design compromise. They rely on the aircraft structure as the 'ground-plane' or lower half of the antenna.

The operative part is shaped aerodynamically and might not be optimum from the radio point of view. Then, when transmitting to ground from a great height, coverage will be good even with uninspiring antennas.

Abbreviations

AIC	Aeronautical Information Circular
a.m.	amplitude modulation
CAA	Civil Aviation Authority
GASIL	General Aviation Safety Information Leaflet
kHz	kilohertz
MHz	megahertz
n.d.b.	non-directional beacon
u.h.f.	ultra high frequency
v.h.f.	very high frequency
v.o.r.	very high frequency omnidirectional radio range

Douglas DC-10.
Christine Mlynek.





Airbus A.300. Christine Mlynek.

So, will something like this help? I can't predict the individual circumstances prevailing at any particular installation but it doesn't seem likely that the airborne or vertical antennas will really be that much better than an Air-44 or a discone. Some antennas will underperform unless provided with the added complication of a ground-plane.

The best advice is to mount the antenna as high as possible, away from obstructions. Waterproof all external connections. Minimise the feeder run and only use good quality cable.

What will happen when the v.h.f. airband is reduced to 8.33kHz channel spacing? At last, new equipment is starting to appear that will cope. Meanwhile, **Neil Radley** reports success with the AR5000 which he says will tune the new channels.

Please note that I haven't access to an AR5000 to try myself, but I suggest finding a busy a.m. frequency and then confirming that no signal is heard when 8.33kHz off-tune. The display might indicate 8.33kHz spacing but it's important that the filters actually achieve adjacent channel separation.

Perhaps you can update us when you try this out, Neil? Please note: E-mails from the UK take **longer** to reach me than first-class post. Someone at the Editorial Offices has to print them out and **post** them to me!

Information Sources

If you would like a list of the 'official' vendors who supply aeronautical charts and frequency lists to the public by mail order, then request my *Airband Factsheet*. It's free if you send a reply-paid, self-addressed envelope (to hold two A4 sheets) to the Editorial Offices at Broadstone (don't send to me, I've not got a photocopier!).

Included is a chart of North Atlantic supersonic routes, the only chart available to enthusiasts (as far as I know after an extensive search). For example, referring back to 'SSB Utilities' in May, route SL4 is shown (including the acceleration point at which it starts).

Frequency & Operational News

Information via the CAA from *GASIL 2* of 1998 and **Martin Sutton** (*AIP* amendments).

Aerodromes: Guernsey gets new Standard Terminal Arrival Route 1H, Jersey's new ones are 1P, 1Q & 1R. As queried in May page 86, Luton loses Standard Instrument Departures Daventry 2B & 3C, gaining new departures Olney 1B, 1C and 1L. I've not seen the details but Olney is a village north of Milton Keynes. Manchester runways 06/24 are now 06L/24R as they hope to add a second, parallel, runway. Middle Wallop had Approach 126.7, now replaced by Wallop Tower 118.275MHz. Presumably Tower 372.625 (and NATO common 122.1MHz) are still available.

Airways: Where A2 crosses the international boundary in mid-Channel, the reporting point is now called DEVAL. New route UY90 runs TUNON to SKESO and new route Y91/UY91 is via points TINAN, LUMEK and BUKLI (UY91 starts at KURAD); both route from west of Exeter out towards the Channel Islands. UW550 no longer has a section from Southampton to Brookmans Park, this is replaced by UW551. UW550 has new point BOLTA to the east of Teeside. New route UW551 (just mentioned) runs KOMIK, KESON (south of Norwich), Brookmans Park, Southampton.

Beacons: The Stornoway n.d.b. SAY changes from 669.5 to 431kHz. Reporting points. New ones are ATWEL and FILET. I've got more details that I won't bore you with here **unless** someone writes in asking for them.

The next three deadlines (for topical information) are July 7, August 10 and September 7. Replies always appear in this column and it is regretted that **no** direct correspondence is possible.

Amateur **ARC** Radio Communications **ARC** Ltd

TUE TO SAT
10AM-5PM

May we remind you that we are an approved service and repair centre for Icom, Kenwood, Yaesu and Alinco and our rates are possibly the cheapest in the country.

Tel: 01925 229881
Fax: 01925 229882



ICOM PCR-1000

Icom's new computer RADIO SYSTEM will turn your PC into a wide band receiver.

Now in stock! £349.00 TEL FOR ARC PRICE



ICOM IC-R8500

Icom's "next generation" technology brings you super wide band, all mode coverage from HF to 2GHz, including shortwave and VHF/UHF, while maintaining a constant receive sensitivity. The IC-R8500 is not simply a scanner - it's a professional quality communications receiver with versatile features from high speed scanning to computer control. £1695.00 RRP

TELEPHONE US NOW FOR OUR CASH PRICE!



BEARCAT UBC-220XLT

- ★ 66-956MHz (with gaps)
- ★ 200 memories
- ★ Supplied with nicads & charger. £189.95 RRP

**SPECIAL ARC
PRICE £159.00**

YUPITERU MVT-7100

This handheld not only covers up to 1650MHz but the complete short wave band and the medium wave band as well. Plus SSB feature. Now you get all modes and all bands. £249.00 RRP

TEL FOR ARC PRICE

BEARCAT UBC-9000XLT



Excellent value for money base stations scanner. Coverage 25-1300MHz, 500 memories, auto store, selectable mode, turbo scan, alpha numerical facility. £325.00 RRP. ARC PRICE £249.00

TARGET HF3



- ★ Coverage 30kHz-30MHz
- ★ 1kHz steps with clarify
- ★ Audio output 2 watts

- ★ Fully synthesised employing a phase lock loop VCO to ensure stable and accurate signal reception
- ★ Headphone socket

£159.00 RRP

S.R.B.R.

We also carry the complete range of short range business radios (SRBR) - Icom, Kenwood, Motorola. Ideal for small businesses who require communications up to 1 mile radius.

From £169.00 + VAT. Phone now for details!

NEW FROM AKD

TARGET HF3E

New member of the Target family with parallel computer interface and receiver control software including Spectral Display plus serial interface for RTTY, Fax, etc.



Price £299.00 -
NOW IN STOCK!

UK Scanning Directory	£18.50 + £2.00 P&P
Howes CTU-8 Antenna tuning unit.....	£49.90
Watson QS-400 Adjustable holder.....	£9.95
Watson WSM-1900 Antenna & magmount.....	£29.95
Ferrells Confidential Frequency List.....	£19.99
Scanmaster Base antenna.....	£39.95
Scanmaster Discone.....	£49.95

INSTANT FINANCE AVAILABLE at low APR rates

ACCESS ★ VISA ★ SWITCH - ALWAYS WELCOME FREE PARKING AVAILABLE

**38 Bridge Street, Earlestown,
Newton-le-Willows,
Merseyside WA12 9BA**

THE INTERNATIONAL GROUP FOR WEATHER SATELLITE ENTHUSIASTS

RIG - THE REMOTE IMAGING GROUP

RIG publishes a quarterly journal containing: Many images from space, some in colour. Orbital elements and satellite predictions. Articles about the interpretation of weather images, equipment construction and software. Helplines to advise beginners. All the news about weather satellites.

RIG supplies (to members only): receivers and hardware at a discount, shareware of relevant programs, images on disk and CD-ROM.

Send for free information pack (UK readers SAE please) to:-
RIG-S4B, 34 Ellerton Road, SURBITON, Surrey KT6 7TX, UK

Harlow & District Amateur Radio Society



Rally & car boot sale
5th July 1998

FREE entrance & parking

New and better venue
Mark Hall School, Harlow
(A414) First Avenue

Tables inside £15. Car boot plots £7. For best plots book early.

Talk-in on S22 & SU22. Morse tests on demand. Fax back.

Contact Len G7UFF

Tel: (01279) 832700 Fax: (01279) 864973

E-mail: len.brackstone@virgin.net



CAN'T GET HOLD OF YOUR COPY OF SHORT WAVE MAGAZINE?

You should be able to obtain SWM from **WHSmith** and **John Menzies** stores throughout the UK from the day of publication (4th Thursday of every month). It should appear on the shelves, but if you cannot find it ask, or enquire about reserving a copy.

Many independent newsagents also stock copies of SWM and if you want to make sure you don't miss out ask your newsagent to reserve a copy for you on a regular monthly basis.

If you continue to experience problems in getting *Short Wave Magazine* from any newsagent please call:

Donna Vincent, Distribution Complaints on (01202) 659910.

C.M.HOWES COMMUNICATIONS

www.howes-comms.demon.co.uk

Mail Order to: Eydon, Daventry, Northants. NN11 3PT
☎ 01327 260178



DC2000 built in HA22R hardware option

Amateur Radio SSB/CW Receiver Kit - £41.80

This great little receiver makes an excellent project for the novice constructor and experienced operator alike! The plug-in band system gives a wide frequency range. Choose from 160, 80, 40, 30, 20, 15 or 10M amateur bands. Also suitable for BM11 and BM54 HF air-band modules. One band kit included, extra band kits £7.90 each. Can be expanded into an amateur transceiver with add-on kits! Great for holiday and portable use, as well as the home station! DC2000 Electronic kit: £22.90 (inc. one band module). HA22R Hardware: £18.90.



SSB & CW Filter - £29.80!

Clean up your reception!

- Reduce noise and interference! • Sharp SSB/ Speech filter with faster roll-off than IF crystal filters!
- 300Hz bandwidth CW filter • Printed and punched front panel • All aluminium case • Simply connects between radio and external 'speaker' or 'phones'
- Suits all general coverage receivers & transceivers
- ASL5 Kit plus HA50R hardware: £29.80

Receiver Accessory Kits

ASU8	Antenna Selector & 25dB, 5dB step attenuator (inc. hardware)	£27.90
CSL4	SSB & CW Audio Filter for internal fitment	£10.50
DCS2	"S Meter" for signal indication on direct conversion receivers	£10.90
RA30	HF RX Rotary Attenuator 0/15/30dB for internal fitment	£3.90
SPA4	Scanner Preamp. 4 to 1300MHz wideband for discones etc.	£15.90

Frequency Measurement/ Display

CBA2	Counter Buffer (fits in DXR20 or DC2000 to feed DFD5)	£5.90
DFD4	Add-on Digital Readout for superhet receivers / transceivers	£49.90
PMB4	Adds 5 extra frequency offsets to DFD4	£9.90
DFD5	Digital Frequency Counter / Readout with 5 digits	£54.90
XM1	Crystal Frequency Marker - provides accurate calibration signals	£16.90

Great projects for home, holiday and portable use!



Multiband SSB/CW Rx Kit - £79.70

The DXR20 covers 20, 40 & 80M bands as standard. You can add any other SW band with optional plug-in band modules (same type as DC2000). Versatile and popular!

DXR20 Kit, £39.90 + DCS2 "S meter" Kit + HA20R hardware pack = £79.70

The famous HOWES Active Antenna Kits

AA2. Covers 150kHz to 30MHz. The neat compact answer for those with limited space.
Kit: £8.90 Assembled PCB module: £14.90

AA4. Covers 25 to 1300MHz. Broad-band performance in a neat, compact package.
Kit: £19.90 Assembled PCB modules: £28.90

AB118. Optimised for long distance reception on 118 to 137MHz air-band.
Kit: £18.80 Assembled PCB modules: £27.90

MB156. 156 to 162MHz marine band active antenna system (the brother of AB118!)
Kit: £18.50 Assembled PCB modules: £27.60



Antenna Tuning Units for use with HF receivers

CTU8. Covers 500kHz to 30MHz. Matches antenna impedance and helps reduce spurious signals and interference with extra front-end filtering for the receiver. SO239 sockets.
Factory Built: £49.90. Kit (including case and all hardware): £29.90.

CTU9. As CTU8 plus balun, bypass switch and terminal posts. The fully featured Rx ATU!
Factory Built: £69.90. CTU9 Kit (including case and all hardware): £39.90.

Please add £4.00 P&P, or £1.50 P&P for electronics kits without hardware.

HOWES KITS contain good quality printed circuit boards with screen printed parts locations, full, clear instructions and all board mounted components. Sales, constructional and technical advice are available by phone during office hours. Please send an SAE for our free catalogue and specific product data sheets. Delivery is normally within seven days.

73 from Dave G4KQH, Technical Manager.

■ ROGER BUNNEY, 35 GRAYLING MEAD, FISHLAKE, ROMSEY, HANTS SO51 7RU

Satellite TV News

In my wilder days of youth as a s.w.l. - circa 1960, Fort Lamy, Chad was regarded as a good radio DX catch in the 5MHz band - it always evaded me! And now 38 years later - and now eligible for Saga membership - to check out *Eutelsat II F4* @ 7°E on April 25th and see emerging out of the noise 'NEWSFORCE SNG4' on colour bars alternating with 'ALFATAH BROADCAST CHAD' (11.145GHz HOR).

The late at night signal - 2330UTC - continued for an hour interspersed with, I assume, the local TV channel output comprising a staged song and dance spectacle, based around a revolutionary theme which included the Red Flag. Anticipating trouble brewing in this South Saharan state, I checked the news and papers but nothing has developed requiring a digital SNG unit in the main town, N'Djamena.



The new digital TEST CARD M - courtesy Snell and Wilcox.

Farnham, Surrey based Newsforce pioneered digital SNG, exploiting the use of lower powers and smaller dishes compared with analogue SNG. The 7°E signal was a European distribution feed ex Geneva in analogue. Interesting that **Roy Carman** (Lake, IW) also logged 'ALFATAH BROADCASTING' on the same EBU feed some days later, again on colour bars.

Whilst talking EBU, definite news has been received from Europe concerning the move by the EBU from analogue to digital picture distribution. It's in writing that the first week of August will see the transfer into the MPEG 4:2:2 coding based on NDS with QPSK modulation. All 55 EBU stations in 48 countries by this time should have upgraded to the new technology - leaving us sat-zappers with old analogue technology and fewer signals! I'm grateful to our friend for advising the frequencies of the new EBU digital world which are duplicated nearby.

Sporting types

The past few weeks has seen a predominance of sporting type feeds, not only the London Marathon but the Boston Marathon was carried on April 20th via *Intelsat K* reports Roy Carman (Sandown, IoW). Another perhaps bizarre sport for Europe is American football which has seen a considerable rise in popularity in recent years. Roy caught them on April 18 via *PAS-3R* (43°W,

12.620GHz Ver) with Barcelona v. Amsterdam, the next day it was Scotland v. Germany (12.705GHz hor, *PAS-3R*).

Obviously a series as April 27th appeared Scotland v. England American football in the NFL - Europe League, via *PAS-3R* (12.705GHz hor again) for Sky Sports. International sound carried at 7.20MHz and the normal programme audio circuit at 6.60MHz.

Welcome at Sandown

Sandown, Isle of Wight, welcomes satellite dishes it seems as **Jim Scofield** has established his earth station just round the corner from Roy Carman. A 1m dish, dual universal I.n.b. into a Strong SRT 339 LTP analogue and Nokia 9600 digital receivers. He comments that American sports such as basketball, baseball, ice hockey, football are featured nightly on *Intelsat K* (21.5°W) but in digital - too many to mention.

One tragedy seen to unfold however was the religious gathering in Mecca, Saudi Arabia, with hundreds of thousands in attendance, a stampede and many people were killed in the stampede. This was carried Westbound into the 'States via *Intelsat K* (11.558GHz Hor digital) April 9th at 1730UTC.

Edmund Spicer is currently sitting French exams at a Surrey University, the family home is near Littlehampton and has used the *Telecom* satellites (5°W in particular) as a source for everyday French language listening - he's watched *Telecom 2B* on his 5°W fixed dish since 1993 and hopes to sail through his examinations - we hope so too!

Apart from the several 'in the clear' TV channels Edmund enjoys the numerous French radio stations available on the different audio subcarriers. On the M6 TV channel (12.522GHz vert - 7.25MHz audio subcarrier) there's been carried for years an encrypted 24-hour radio channel - a metallic sound with data bursts at regular intervals and listed as 'Mood Music 2'.

More recently, this channel went into the clear with a varied selection of music styles, completely at variance with any other French radio station. Astra (19°E) French radio channels such as RFM, Cherie FM and RTL-2 are Edmund's favourites, check out Astra 12.129 and 12.207GHz vertical.

Jim Scofield (above) loves sports, so does **Dean Rogers** (SE2) - I've now put them in touch incidentally! *Eutelsat 7°E* again and Dean watched the 24th April live Formula-1 racing, San Marino feeding into ORF, Austria (11.095GHz hor; audio commentary + FX 6.60; fx 7.20MHz). The main international feed



Chad TV received at midnight via 7°E.



After a 10 death coach crash near Valencia, the news feeds via *Intelsat K*.



...were followed by a series of local station test cards.



NTSC test patterns ex USA...



...source unknown, all via *Intelsat K* @ 21.5°E.



Intelsat K carried this Australian NINE NETWORK Ident with their coverage of the Australian Grand Prix.

was carried elsewhere on 7°E in SIS but the 'local' Austrian feed was in clear PAL, the same race meeting was carried on ITV + commercial breaks, the 'local' feed into ORF was continuous and uninterrupted. The ITV feed for this event was carried via PAS-3R @ 43°W.

Dean is keen on golf and is considering a digital receiver purchase to access the European Tour Golf feeds this Summer (feeds are SkySports; The Golf Channel + an international feed), can anyone advise likely birds and frequencies please, they have previously used Orion-1 @ 37.5°W?



The Arianespace logo as seen prior to the Hot Bird 4 launch.

For satellite digiters check out Intelsat 1°W 11.622GHz vertical, at S/R 4201 and FEC 2/3 there will be found 'Service 1' on a Saturday afternoon featuring pony trap racing, a Scandinavian favoured sport.

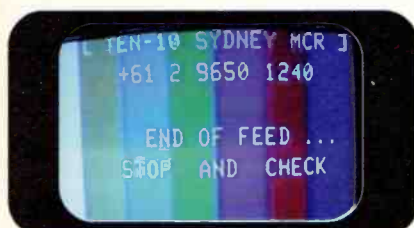
This hot tip from **John Womersley** (Bradford) who is an enthusiastic viewer of Scandinavian programming on both 1°W Intelsat and 5°E Sirius-2. He's compiled a teletext guide for Scandinavian and several German services, a hot satellite news service can be found on SAT EINS (Astra) on page 517 though in German, listings of other satellites are found on pages 675 through to 678.



Seen In digital!

Now I'm of Saga membership age I found an appropriate interview/conference feed on Intelsat K, 11.680GHz horizontal, 4th May at 1800UTC, this concentrated on the problems of old age and organised by 'Age Concern'. And May 10th checking out PAS-3R and a quite dramatic funeral, police and armed

military keeping the crowds at a distance, the coffin, cortege, a mega funeral in fact, uplinked by Telefonica out of Madrid at 1800. I wondered if this a Mafia occasion?...funerals, Saga, Age Concern, I sound like an analogue geriatric sat-zapper...pass my hot water bottle please...



Another Australian test card, this time the TEN-10 Sydney Master Control (MCR) via Intelsat K digital.

The Geostationary Arc

Attempts to control the recent rather cavalier regulation of the broadcasting spectrum in Greece has delayed the opening of the Multichoice Hellas/Nova pay-TV. The state broadcaster now has the say-so as to who opens what and they're delaying the potential rival Nova package until July at least when decisions may be forthcoming as to future digital aspirations. Nova reckons to open with an 18 channel package via 13°E Eutelsat with dedicated Greek services, two transponders have already been booked for the anticipated service.

Disney Channel has opened on Orbit Middle East digital package with dubbed programme services (24-hour) as a free standing service to existing subscribers. And a new



A news feed for TV3, Spain from Washington in digital.

MTV service opens into the Nordic region June 14th via Sirius-2 @ 5°E. With an MTV-Russia upcoming this will bring the regionalised services to six. And the lucky folk in Hungary will be able to view Nickelodeon from the Autumn, either via

satellite, cable or MMDS.

Eutelsat are placing a new satellite - *Europesat-1* - at the controversial 29°E slot to launch in the year 2000 offering Ku-band downlink services across Europe, into mid Asia and the Middle East. Their press release mentions their awareness of *Astra* at 28.2°E and Eutelsat's plan claims a peaceful co-existence with their near neighbour.

Intelsat 'de-orbited' their long lived senior '502 bird on April 14th after over 17 years in orbit, it's final operational slot was at 40.5°W in C and Ku-band service. The original expectation was for an orbital service of seven years. Another old timer, *Anik-C2*, was terminated January 7th after 14 and a half years of orbital action from an expected life on launch of more than eight years. And new kid on the Brazilian block is *Intelsat 709* now slotted at 50°W and offering a DTH (direct to home) service into Brazil running three x +50dBW transponders on boresight.

The year 2000 will see *Eurasiasat-1* launch into a 42°E slot alongside *Turksat-1C* offering 32 Ku-band transponders for TV and telecomms. Aerospatiale will construct the new bird and retain a 49% partnership with Turk Telecom 51%. Main ground control will be at the existing Golbasi base, Turkey which will be upgraded in readiness for the launch. *Eurasiasat* as a company will be located at Monaco gaining tax advantages and avoiding EU regulatory guidelines.

Digital Arts & Music

SVT (Swedish TV) and the BBC are in talks over the formation of a digital arts/musical digital channel to partner ARTE. The service will be dubbed into Swedish. SVT plan a 24-hour news channel to open Spring '99 following the opening of two other digital channels 'Channel One' and 'Channel Two'. These will also parallel transmit in analogue. All of these new channels will be available in terrestrial digital at start-up end '99. An interesting specialist channel, the Russian NTV, is to be included as part of the French CanalSatellite digital package at £6 monthly subscription.

Attempts are being made to 'save' the failed to orbit *AsiaSat-3* that didn't make orbit December 25th. The plan is to fire the satellite's station keeping rockets to make the craft leave it's incorrect Earth orbit, sail round the moon and on its return try to make it hit a geostationary Earth orbit. Mid May should see success - or failure! *AsiaSat* the company stress that the insurance payout for the lost *AsiaSat-3* is sufficient to fund the replacement *AsiaSat-3R* now under construction at Hughes for another launch attempt by the Russian Proton rocket ex Baikonur during March '99.

Good news for cheaper MPEG receivers next year with smaller, lower power consumption ICs carrying increased circuit packaging, reducing component counts and improving reliability, likely to be into quantity production Spring '99. Circuit alignment will now be reduced and new chips from Philips suggest working voltages can be down to 1.8V.

There is talk of a USA priced MPEG IRD down to \$200 retail mid '99. Estimated cost of making a CAM operated MPEG IRD receiver is around \$130 currently at the factory gate - I assume this is a Taiwan factory!

MIKE RICHARDS G4WNC, PO BOX 1863, RINGWOOD, HANTS BH24 3XD

E-MAIL: decode@pwwpublishing.ltd.uk Web: http://www.btinternet.com/~mikespage

Decode

If you've got Internet access you'll be delighted to hear that I've finally updated my Web pages! All the links have been updated and I've included one or two new features. The first is the proper version of Gordon West's *GWinProp* for Windows. My original attempt to put this on the site failed because I uploaded the wrong version - sorry to all those that were disappointed. All is okay now and the correct version has been on the site since the beginning of May. If you don't have a flashy PC you may be interested to know that I have also uploaded a DOS version of Gordon's propagation program. The function and output is very much the same as *GWinProp* but it will run happily on a much more modest PC. If you know of any other good propagation tools, please drop me a line with the details. Please don't E-mail a copy of the program without first asking if I want it. I know this sounds silly but otherwise my E-mail gets clogged-up with huge messages and it takes an age to check my mail.

Setting Standards

I've had my wrist slapped and quite rightly too! **Anthony Stewart** of Kingham whilst complimenting me on my general accuracy, pointed out that I was lapse in the names I had given a couple of transmission modes. In that column I had talked about a mode called FEC or SITOR-B.

Of course the correct description of the mode is FEC SITOR-B. Now this may seem picky but it raises an important point when dealing with the more complex modes and is actually relevant for the simpler modes too. The problem is that, without clear standards, the newcomer can very easily get totally confused. A classic example is good old Morse Code or should that be c.w. or perhaps A1A or just Morse and is that with a capital letter or not! You see what I mean. To be precise, the system should be called Morse code using c.w. This is because the transmission code is Morse and the actual radio transmission mode is called Continuous Wave or c.w. This latter mode can also be described as A1A which is an international system for classifying modulation systems. This breaks down as follows: A (Double sideband) 1 (A single channel without the use of a modulating sub-carrier) A (Telegraphy for aural reception) - phew!

So you can see that the newcomer has to understand all these variations before he or she can start reading and using frequency lists with confidence. If the most basic modes get this complicated, how on earth can we cope with the more complex systems? It's actually quite easy as a number of experienced amateur and professional monitors have developed some useful standards.

The best amateur source of this information is the various guides produced by Joerg Klingenfuss. Joerg has been in the business longer than he probably cares to remember and has to face-up to the problems of naming new modes as they have appeared. The problem is that many listeners (and professionals) continue to abbreviate the full mode description which then leads to that confusion starting to creep in.

To help put matters a little straighter, I'll run through a few of the more common modes with their standard description and a selection of the 'slang' names you will often find being used. As I've already covered Morse code based systems, lets start with the basic Radio Teletype Systems. Incidentally, RTTY is a generic term used to describe just about all printed text radio transmission systems. ITA2 - International Telegraph Alphabet No2 - This is the bog standard RTTY system that's been used extensively by amateurs and can still be found carrying weather data for Hamburg Met and news reports from Third World countries.

However, you will find this mode called plain RTTY, Baudot (after the man who invented the five digit code) and ITA2. You will also find this same transmission system used to convey other alphabets such as Cyrillic and Arabic. SITOR-A - This is the common chirp-chirp signal that's been used extensively for ship-to-shore communications. You will also find a near identical mode used by radio amateurs but in their case it's called AMTOR mode A. SITOR-B - Now this mode is obviously very closely related to SITOR-A. Despite the similarity of the name, the actual make-up of the signal is quite different. Whereas SITOR-A sends the data in bursts, SITOR-B sends a continuous stream of data. Why the difference? Well

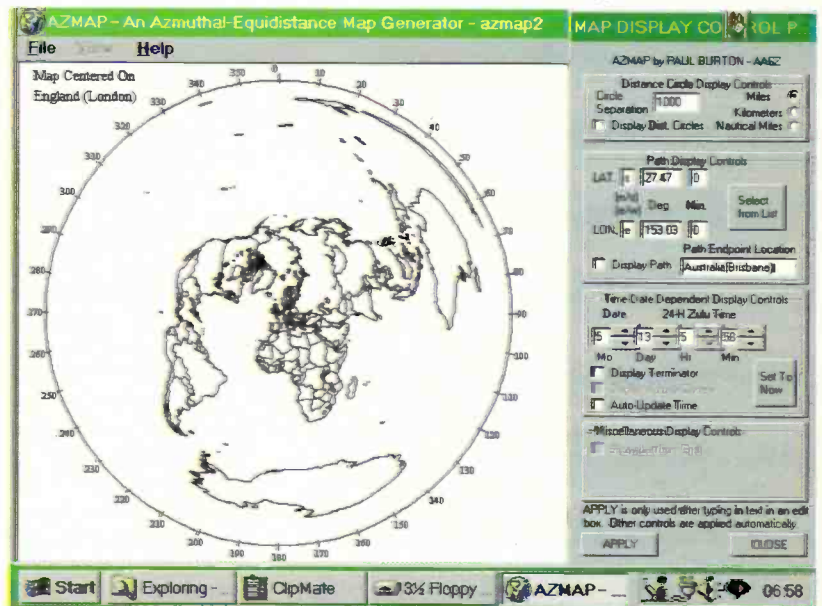


Fig. 1: Screenshot of the AZMAP Bearing and 'Grey Line' Program.

SITOR-A is used when just two stations want to communicate, whereas SITOR-B is a broadcast mode for contacting many stations. So what about the slang names? Well SITOR-A can be ARQ, SITOR, AMTOR or CCIR476-4. This latter is not really slang as it's the number of the International CCIR recommendation that defines the code used for both SITOR-A and B.

SITOR-B can be FEC, AMTOR or CCIR476-4. One of the most common naming errors is the general use of the terms ARQ and FEC. These stand for Automatic Repeat reQuest and Forward Error Correction respectively.

You cannot use these terms to fully describe any mode as they are a general term for the overall mode type. Any mode that uses some form of automated repeat request could be generally described as an ARQ mode but this wouldn't necessarily be very helpful if you wanted to try and receive it. The same is true of FEC. A quick check through the *Klingenfuss Radio Data Code Manual* reveals around fourteen ARQ based modes and a further six that could be described as FEC. So you can see that the slang names can be very misleading. If you want to find out more about the various data modes and how they work then you need to get yourself a copy of the *Klingenfuss Radio Data Code Manual* which is available from the *SWM Bookstore*.

Grey Line Aid

One of the tricks used by most DXers is to make good use of the enhanced propagation that exists during the changeover from night to day. As you can imagine at any one time there is effectively a band of the Earth that rests in this twilight zone between day and

night. This area is appropriately called the 'grey line'. The ionosphere undergoes a number of significant changes as the Earth rotates and one of the side benefits is that h.f. signals can travel over much greater distances than normal during this period.

Although the effect is present in the morning and evening you will usually find that the morning gives the best results. This is because all the local interference levels (TVs and home computers) are usually much reduced first thing in the morning. In order to make best use of this very handy phenomena, you need to know what countries are effected by the 'grey line' at the same time as you. Because of the Earth's movement around the Sun this will vary depending on the time of year. So what you really need is some form of prediction tool to help you.

The latest program to come my way is *AZMAP* by Paul Burton (AA6Z). This is a very simple *Windows95* based program that produces a circular projection of the Earth's surface which can be centred anywhere you care to specify. It was originally designed to help radio amateurs adjust their beam antennas by providing heading information. However, the main feature of interest to short wave listeners is the built-in grey line predictor.

This literally produces a grey line or band on the screen and provides an excellent illustration of the 'grey line' position. Another great feature is that it can be set to run in real-time so it will continue update the position of the line every few seconds. You also have the facility to manually enter any time or date you wish to see what it does to the 'grey line' position. All in all this is a very useful program and well worth a look. If you want to try a copy it can be found in <ftp.funet.fi/pub/ham/misc.azmap.zip>

If you know of any other interesting propagation or mapping programs please drop me a line with the details.

RadioRaft Tuning

First of all if you've not tried *RadioRaft* yet then please do so - it's an excellent decoding package. If you find you like it, then please remember to register not only to get the full version but to support the author in his efforts to improve the quality of your hobby!

One of the common problems that face new *RadioRaft* users is getting to grips with the tuning system. In almost every other decoder the tuning aid is usually some sort of frequency meter that tells you when the data signal lines-up with the decoder's tone and shift settings. However, *RadioRaft* uses a very different system and it's this difference that causes the problems. If you're really new you will find *RadioRaft's* tuning display in the top right-hand corner of the main screen and it looks like this

—<SIGNAL>—

Many new users expect this to function as a frequency meter with the ideal setting being an even spread of the hyphens. Whilst it is correct to link lengthening of the lines with the best signal, the lines have a very specific function. The lines on the left are used to indicate the error rate of the signal with more hyphens meaning that this aspect of the signal is improving. Rather than being a precise measure of the error rate it really just shows how well the received signal matches the data patterns that would be expected from the selected mode. The lines on the right have a totally different role and are used to show the quality of the signal with more lines meaning better synchronisation.

So as you can see it's not really surprising that some newcomers get a little confused if they try to use the *RadioRaft* system like a conventional tuning aid. So what about the tuning accuracy? One of the benefits of a software decoding systems such as that used by *RadioRaft* is that the program can, in effect, tune itself and decide the appropriate tuning point. The only problem is that you do need to get the signal roughly in tune. Now the best way to do this is by ear, but you can only do this if you have enough experience to know what a correctly tuned signal should sound like.

So where do you start? Well the first thing is to understand what we mean by a correctly tuned signal. In theory, if you can hear the two warbling tones of the data signal this should be good enough. In practice you can improve your chances of reliable decoding if you make sure the two tones are nicely placed in the audio passband of your receiver. If you take it that many h.f. data

signals use a shift of 400Hz then the two tones will be spaced by 400Hz.

Next we need to look at the typical passband of a communications receiver. Although the full communications quality speech band runs from 300Hz to 3.4kHz, most communications receivers use a rather restricted range of around 300Hz to about 2.4kHz. As the frequency response of the receiver will roll-off towards the edges of this band we ideally need to find a safe place somewhere in the middle. As usual, there are some conventions or industry standards that we can use.

The most important single frequency is 1275Hz which is normally used for the lower of the two tones. Now this may seem an odd frequency to choose so let's explain where it came from. Back in the early days of data comms over telephone lines, modems were very simple, slow speed devices that relied on the use of just two tones to send data at around 300baud.

Much of the pioneering work was done by the Bell company of America and they had to face a similar problem of finding the best frequencies to use to send data down a 'phone line. The final solution was to use a tone spacing of 200Hz with frequencies of 1275 and 1475Hz. It was this agreement that set the standard - hence the use of 1275Hz for radio. So getting back to the original problem. With a lower tone of 1275Hz the higher frequency must be this plus 400Hz i.e. 1675Hz. The next problem is how to get used to the sound of these two frequencies.

Another way to train your ear is to use the spectrum analyser facility built into *Hamcomm* to set the tuning. To do this start *Hamcomm* and go to the 'Keying' menu and select 'Var? {...}' set this to 400Hz. Now go to the 'Mode' menu and select 'Spectrum'. You should then be presented with the display shown in **Fig. 1**. All that's left is to tune-in a suitable RTTY signal so that the two humps representing the signal align with the two vertical bars on the tuning display. When you've done this the sound you will hear from your receiver is the sound you need to get to know. You will find that you can very soon learn the sound and then you should find that the quality of your data decoding improves significantly.

If this doesn't crack the problem, then it could be worth trying some audio filtering. Let's just explain why you may need this. Although software decoders such as that used by *Hamcomm*, *JVFAX* and *RadioRaft* are very versatile they can be adversely effected by any interfering signals that may be present along with the wanted data. The best way to get rid of the interference is to use some filtering to limit the band of frequencies to those required by the data signal. The best way to do this is with some good quality i.f. filtering in your receiver.

However, there are not too many receivers on the market that offer much flexibility in this area. The most popular solution therefore, is to use some external audio filtering. With the advances in digital technology you will find that DSP filters offer excellent results at a pretty good price. If you're into the second-hand market or would prefer an analogue filter, keep a look-out for the excellent Datong FL2 and FL3 units. These are very good filters and are also easy to use.

I do however, offer a word of warning when using filters - please don't 'over-filter' the signal. By this I mean don't be tempted to narrow the bandwidth too much, or you will end up making the signal worse not better. The trick is to always keep the filter at least 10% wider than the required bandwidth - if in doubt back it off!

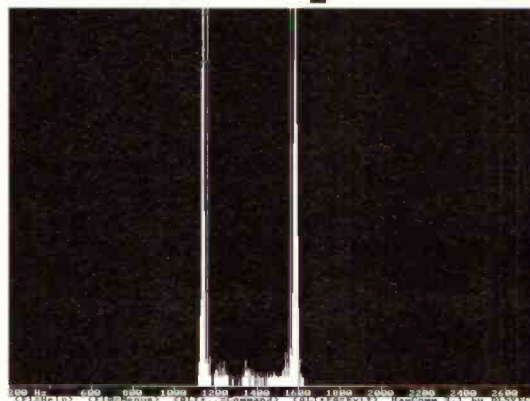



Fig. 2: The regular Hamcomm spectrum tuning display.



Klingenfuss Radio Data Code Manual cover.

DEMODULATORS FOR JVFX HAMCOMM SKYSPY RADIORAFT DL4SAW & POCSAG

THE ORIGINAL RECEIVE ONLY with 25 way 'D' type £16.99
POCSAG RECEIVE version (as above, with variable hysteresis) £19.99
TRANSMIT version (Pocsag Rx + Fax/SSTV/HamComm Tx) £24.99
 25 to 9 way **Adaptor** £3.00. **Shareware** on 3.5" HD disks
JVFX7 + HamComm 3.1 + Pktmon12 + Pocsag (PD2.04) + Wxgraph £2.50
RADIORAFT Version 2.13 £2.50 **DL4SAW SSTV (V1.2)** £2.50

REGISTERED VERSIONS OF SOFTWARE INCLUDING SKYSPY for ACARS™ (Win95)

● **NEW** ● **DL4SAW/GSHPC SSTV (V2.3)** £34.99 **HamComm3.1** £19.99
SkySpy V1.1 £24.99 **Pocsag (PD2.04)** £19.99 **RadioRaft V2.13** £19.99
All prices UK/Eire inc VAT + P&P. For non-EU deduct 17.5% VAT
All products (except software) carry a full money back guarantee.
Minimum credit card order £15.00. Outside British Isles add £2.00

Pervisell Ltd, 8 Temple End, High Wycombe Bucks HP13 5DR
Tel: (01494) 443033 Fax: (01494) 448236
www.pervisell.com e-mail: ham@pervisell.com




FLIGHTDECK
The Airband Shop

MANCHESTER'S PREMIER AVIATION STORE
We stock all the enthusiast needs

Scanners, Books, Models, Videos, Charts, Apparel, Software and more.
Send £1.00 (no coins please) for our illustrated catalogue or visit our web site at:
www.flightdeck.co.uk

Flightdeck, Dept SW, 192 Wilmslow Road Heald Green, Cheadle, Cheshire SK8 3BH
Tel: 0161-499 9350. Fax: 0161-499 9349
E-mail: FlightDek@aol.com

short wave magazine short wave magazine short wave magazine short wave

To subscribe to

short wave magazine

just call Michael on

(01202) 659930

for more details.

short wave magazine short wave

PDSL The Public Domain Software Library
 PO Box 131, Crowborough
 East Sussex TN6 1WS, UK
 Tel: (01892) 663298. Fax: (01892) 667473

PDSL RF, ANTENNAS & HAM RADIO CDROM Over 620Mb of amateur radio software for DOS, Windows 3.1x and Windows95 (as reviewed by Mike Richards).	£15.00 + £2.00 P&P
QRZ v11 CDROM by Walnut Creek All the latest software (1400 titles) plus Callsign Database with over 1 million entries.	£19.00 + £2.00 P&P
PDSL ENCYCLOPEDIA OF SHAREWARE Latest (June '98) on-disk listing of 9500 programs (includes voucher worth £2 off any purchase).	£2.50 P&P included

All prices quoted include VAT.
Mastercard/Visa/Switch/Connect accepted.
Orders received before 12.30pm sent same day.

MOONRAKER

SUPER DISCONE
25-2000 MHz with Centre Radiator.
£39.95
ADD £6.00 P&P.

SWP HF30 FREQ. 0.05 - 2000 MHz.
 SPECIALLY DESIGNED FOR HF USE Length 770mm. Comes complete with 4 mts. of quality coax and BNC connector.
£39.95 ADD £6.00 P&P.

SWP 2000 FREQ. 25 - 2000 MHz (MULTIBAND)
 Length 515mm. Comes complete with 4 mts. of quality coax and BNC connector. **£29.95** ADD £6.00 P&P.

SWP 100 FREQ. 100 - 150MHz. (AIRBAND) Length 395mm. Comes complete with 4 mts. of quality coax and BNC connector. **£26.95** ADD £6.00 P&P.

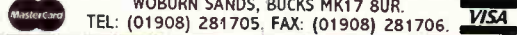
SWP 150 FREQ. 150 - 160MHz. (MARINEBAND) Length 395mm. Comes complete with 4 mts. of quality coax and BNC connector. **£26.95** ADD £6.00 P&P.

DISCONE This is designed for external mounting it is an excellent all rounder with receiving Freq. from 70-700 MHz. HEIGHT 920 mm.
£24.95
ADD £6.00 P&P.

H.F. DISCONE
0.05-2000 MHz. Designed at 1.6 MHz With Centre Radiator
£69.95
ADD £6.00 P&P.

SUPER SCAN STICK BASE
0-2000 MHz. This is designed for external mounting on a pole, it will receive all Freq. at all levels unlike an omni antenna. It has 4 capacitor loaded coils inside the vertical receiver to give maximum sensitivity to even the weakest of signals.
 HEIGHT 900 mm.
£29.95
ADD £6.00 P&P.

MOONRAKER (UK) LTD. UNIT 12, CRANFIELD ROAD UNITS, CRANFIELD ROAD, WOBURN SANDS, BUCKS MK17 8UR.
TEL: (01908) 281705. FAX: (01908) 281706.



LEICESTER AMATEUR RADIO SHOW COMMITTEE PRESENT THE

27th LEICESTER AMATEUR RADIO SHOW

at a new venue

CASTLE DONINGTON INTERNATIONAL EXHIBITION CENTRE

near junction 23A M1 motorway & East Midlands International Airport

on

Friday 25th & Saturday 26th SEPTEMBER, 1998

Direct bus services from Barnsley, Bradford, Leeds, Leicester, Sheffield, Loughborough, Milton Keynes, Nottingham and Wakefield to East Midlands Airport. Free shuttle bus from airport to exhibition hall.
 Nearest railway stations: Derby and Loughborough on Midland Mainline from Leeds, Sheffield, Wakefield, Kettering, Wellingborough, Luton, Bedford, London (St. Pancras) and the continent. Central trains from Birmingham and the South-West serve Derby also. Central trains from Cambridge and the East serve Leicester. Air flights from the UK and the World via the British Midland Airways link from Schipol Airport, Amsterdam, Holland.

ALL THE USUAL FEATURES BUT EVEN BIGGER THAN EVER. 150 STANDS, A CONVENTION AND FLEA MARKET.

For stand and table bookings contact John Theodorson, G4MTP.
 Tel/Fax: (01604) 790966 E-mail: G4MTP@lars.org.uk
 For further details contact Geoff Dover, G4AFJ.
 Tel: (01455) 823344 or Fax: (01455) 828273

or see our internet site <http://www.lars.org.uk> with maps and all sorts of information on how to reach the show and all its features.

Info in Orbit

The residential conference on weather satellites held in Newport by the Remote Imaging Group at the beginning of May was a great success - judging from my experiences and the feedback that I received. A separate report will appear in *Short Wave Magazine*.

NOAA-15 Launch...and Problems

The launch of the latest American WXSAT NOAA-15 provided a few surprises! My pre-launch enquiries of the NOAA operations team confirmed that the a.p.t. transmitter (which provides the 137MHz band signal) would be activated shortly after successful injection into orbit - as has been the case with previous NOAA WXSATs. The official post-launch operations schedule lists the timeline along which the various on-board systems are activated, tested and formally declared operational. As an example, the infra-red sensor sub-system is subjected to 'evacuation' prior to 'switch-on'. This allows out-gassing and minimises the subsequent precipitation of contaminating material when the cooler is switched on. This is the reason for the 15-days' delay before infra-red imagery is obtained.

The launch was on schedule on 13 May and I received my first pass in Plymouth a few hours later - at 0840UTC on 14 May. It was immediately obvious that all was not well. I have a roof-mounted crossed-dipole feeding a low-loss matched cable into a PROscan receiver - and the signal on 137.50MHz was very low. It was then that I was reminded of the parable of the Emperor's new clothes - was it just me? I sent an E-mail to the WXSAT list concerning the weak signal, and it crossed with dozens of other mails reporting very weak signals - so it was not just me!

My first NOAA-15 picture shows lines (image data) missing



Fig. 1: NOAA-15 0841UTC 14 May low quality first a.p.t. picture received in Plymouth.

Other WXSATs

METEOR 3-5 pictures unexpectedly improved in April. A close examination of earlier METEOR images always showed jitter, in which lines were marginally displaced sideways to varying extents.

Meanwhile, NOAA-12 and 14 continued to behave nominally and the visible-light images - even from NOAA-12 which has an orbit near the terminator - have been of excellent quality.

Both OKEAN-4 (or 1-7) and SICH-1 have been heard transmitting on 137.40MHz. My own images were limited in quality by the low satellite elevation.

News From EUMETSAT

METEOSAT-5 was the prime geostationary European imaging WXSAT until METEOSAT-6 was successfully commissioned; this became the prime spacecraft from February 1997. On 14 January this year METEOSAT-5 was commanded to start drifting eastwards and was scheduled to arrive at its new slot at about 63°E (over the Indian ocean) for the 18-month long INDOEX project.

METEOSAT-6 and -7

Currently located at longitude 0° (over Greenwich) METEOSAT-6's position will be adjusted for the mission exchange with METEOSAT-7 (currently at longitude 10°E), expected to happen on 3 June. From that date M-6 becomes the backup WXSAT.

METEOSAT Year-2000 Tests

Simulated Year 2000 PDUS and WEFAX data will be provided in June and August; during these tests PDUS data will not be encrypted.

EUMETSAT is to conduct this test in which WEFAX and PDUS

Stop Press



The first official image from METEOSAT 7 when it became operational 0930UTC 3 June

"The COMM system's characterisation of the EIRP and antenna patterns is proceeding nominally and will continue today. *Checking out the communication systems and the antenna radiation pattern.*

Spacecraft: currently, the spacecraft's APT signal is degraded. It is possible that the antenna deployment was not nominal, this under investigation. There is also a problem receiving HRPT data format on the ground. We are currently using the TIP data from the beacon downlink (v.h.f.) for real-time operations. Suspected hardware problem, also being investigated. *The APT data is the 137MHz band signal which we are all seeing as very weak; the words 'not nominal' strongly suggests the possibility of the antenna not being in its planned position. TIP data is that contained in the beacon which can be heard on 136.77 or 137.77MHz*

[section deleted]

Communications: data drop-outs between Fairbanks and SOCC are being looked at by GE Aerospace as the drop-outs are common to all operational spacecraft along with NOAA-15. Scheduling: at NASA's request, scheduling has been asked to not use DTR 5A, which has the Launch Boost data, in its routine operations until after the data can be played back. This request caused real-time "workarounds" throughout the night. Also, it was requested that DTR 1B, the safe state recorder, not be used in routine operations. *DTR is Digital Tape Recorder and this stores all the information about each operation on the satellites. The intention is to avoid losing this precious data before the problem is thoroughly analysed.* Planned Activities: [part deleted] A second playback of the launch boost data is planned in order to guarantee that enough "independent" copies of the data exist."
[remainder deleted]

Fig. 2: NOAA Report for 15 May (extracts).

users can check whether their systems are at least, in principle, able to function correctly during the transition through the 1999 year-end. On 17 June, users taking part - that is, everyone who wishes to test their system (no formal application is required) will need to set their computer's clock from 1125UTC to 2325UTC for day 365 1999. There will then be a set of transmissions of PDUS and WEFAX images until 1250UTC (actual real-time) when the test ends. More information is or will be available on the ADMIN slot transmitted on channel A2 from METEOSAT.

Those running the Windows98 operating system should check the manual carefully to ensure that this particular clock change will not compromise their system. Like many others, I have an official beta copy waiting to be installed on my backup computer for test purposes.

Satellite Receiving Stations - From Russia

For some time now we have been able to collect a transmission schedule for OKEAN 1-7 from the Scanex site on the Internet. This site is hosted by the Research & Development Centre, Scanex, based in Moscow, which also produces commercial hardware for receiving several imaging satellite systems. They currently produce systems for NOAA h.r.p.t. (ScanEX), RESURS (ScanER), a.p.t. satellites (Liana), METEOSAT and GOMS WEFAX (Liana-M), and GOMS primary digital format (Selena). The web URL is <http://scanex.ss.msu.ru/>

The ScanER personal ground station is designed for receiving data from the Resurs-01 series satellites which have spatial resolutions of 35 and 150m. These PC-based stations are designed for use at research and education institutions, environmental monitoring centres and everywhere where real-time satellite data are in use. One of the main goals of ScanER station design was to provide low cost data acquisition systems. ScanER stations form a backbone in a scheme that the centre proposes to establish regional satellite data centres. The complete product includes a software suite for data processing, archiving and distribution.

The system includes the computer, a 1.6m antenna system and interface, together with the entire receiving system. Operator intervention is minimal. The price depends on the type of system required; as a guide, an educational standard system for receiving RESURS-01-3 costs about \$115 000 US, or \$145 000 US for the RESURS-01-4 satellite.

Interested parties can contact Scanex directly either by telephone:



Tel: +7(095) 939-5640, 246-2593, by E-mail: scanex@scan.ss.msu.ru or by writing to Scanex 119021 Moscow, Lva Tolstogo st. 22/5

A full description of the features of this and other systems can be obtained from Scanex. I plan to provide occasional features on WXSAT hardware and systems from various sources in future editions. Features will include h.r.p.t. and PDUS systems.

Correspondence

At first glance, Fig. 8 might seem a little curious. It is actually a night-time 'visible-light' view of the eastern Mediterranean Sea as imaged by a DMSP satellite. The Defence Meteorological Satellite Programme is an American constellation and, thanks to Hank Brandli, a satellite meteorologist, I have received a number of pictures courtesy of the US Air Force Weather Agency (US AFWA). Hank helped to run the DMSP program between 1970-71, and then worked at Scott Air Force Base, and Kennedy Space Centre between 1971-76. Hank has continued to receive DMSP telemetry for the last 22 years. The DMSP satellites transmit unclassified but encrypted images on 2207MHz to sites world-wide.

Jack McEwen G8HIK of Radcliffe, Greater Manchester, sent Fig. 9 - a picture from NOAA-14 received on 10 May. Jack makes the point that WXSAT pictures can be received on pretty basic equipment - he used a Uniden/Bearcat UBC9000XLT scanning receiver fed from a 2m-band Slim Jim antenna. Jack uses a Pentium 166MMX computer running 'WXSAT'. He adds that the picture is cropped but not enhanced.

Brian Powell recently upgraded his computer by adding a 200MHz CPU to help cope with the increasing workload (I also performed this upgrade - on Christmas Day); I hope Brian remembered to get a larger hard drive for the summer images. Brian has added artificial colour to the image.

Gordon in Grenada

Gordon Train is the software author who produced a satellite predictions program which runs on a computer of minimal specification. He

Fig. 7: RESURS-01-3 image May 1997 of 'Oil drill polygons' © published courtesy Scanex Centre. Original images show full resolution.




Fig. 3 NOAA-15 0821UTC 15 May - the best section!



Fig. 4: NOAA-15 17 May from Alan Jarvis.



Fig. 5: METEOSAT-5 full-disk image during drift manoeuvre on 30 April courtesy EUMETSAT.



Fig. 6: Dish used for receiving RESURS satellite.

has also sent occasional images for inclusion in the column, so when he told me of his trip to Grenada in the West Indies I anticipated something unusual. It arrived in the form of a CD containing 75Mb of images and 173Mb of sound file versions of those images!

There are several images which I propose to include in later edition of the column.

MIR Mortals

Karl Hobson of Shipley noticed my regular reference to the well-known voice frequency of 143.635MHz for MIR (there are several others which are used for other forms of telemetry) and made a special effort to monitor it. From Karl's letter, I assume that he does not yet have a satellite tracking program to produce a set of 'listening times', because Karl told me that he personally monitored the signal until, finally, at about 0430 (exact date and time not noted) he picked up the voices of the cosmonauts.

Having proved that he can receive the signals, he mounted a dish high above the chimney, and found a substantial increase in the total time for which he could hear the signal.

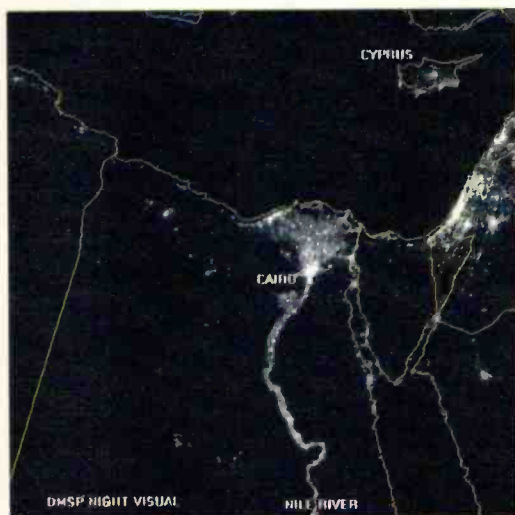


Fig. 8: Nile - DSMP image courtesy US AFWA from Hank Brandli.




Fig. 10: NOAA-14 1 April image from Brian Powell.

Kepler Elements - MIR & Shuttle

- 1) For a print-out of the latest WXSAT elements, MIR, and the Shuttle (if in orbit), send a stamped addressed envelope and secured 20p coin or separate, extra stamp. Transmission frequencies are given for operating satellites. This data originates from NASA. During Shuttle operations I send Kepler elements by return-of-post.
- 2) I also send monthly Kepler print-outs to many people. To join the list please send a 'subscription' of £1 (secured, plus four self-addressed, stamped envelopes) for four editions.
- 3) You can have the data as a computer disk file containing recent elements for the WXSATS, and a large file holding elements for thousands of satellites. A print-out is included, identifying NASA catalogue numbers (for the WXSATS, Amateur Radio satellites, and others of general interest), ideal for automatic updating of your tracking software. Please enclose 50p with your PC-formatted disk and stamped envelope.

The QFH project

Two months back I referred to the construction of the quadrifilar helical antenna project notes kindly provided by **Bill Sykes** and **Bob Cobey**. Many requests followed this article and it is evident that several people are undertaking construction. I would be very interested to hear about the results when the various projects are completed. I am sure I speak for many when I say "Thank you" to Bill and Bob.

Shuttle Schedule

STS-88 Endeavour - First International Space Station component launch - Node-1 (Unity) is scheduled no earlier than 3 September.

STS-93 Columbia - no earlier than 3 December.

A comprehensive listing of all Shuttle flights and payloads, together with associated information is available from me as the *Shuttle Pack*. Please include a £1 and stamped s.a.e. for the A4 booklet.

Frequencies

NOAA-15 may use either 137.50MHz or 137.62MHz after tests (see above).

NOAA-14 transmits a.p.t. on 137.62MHz

NOAA-12 transmits a.p.t. on 137.50MHz

NOAAs transmit beacon data on 137.77 or 136.77MHz

METEOR 3-5 (or 2-21) use 137.85MHz

OKEAN-4 and SICH-1 use 137.40MHz

METEOSAT-6 (geostationary) uses 1691 and 1694.5MHz for WEFAX


GOES-8 (western horizon) uses 1691MHz for WEFAX

MIR uses 143.625MHz for voice.



Fig. 9: NOAA-14 on 10 May from Jack McEwen.

Fig. 11: NOAA-14 image recorded in Grenada in February by Gordon Train.



Timestep

PROsat II is used by most leading Weather Satellite enthusiasts. They have come to rely on the vastly superior features of **PROsat II**. Features such as 1,000 frame full screen full colour animate, 3D, direct temperature readout, latitude-longitude overlays and country outlines from NOAA, and Windows export make Timestep products preferred by most serious users. All satellites are catered for including the awkward Japanese GMS and the very infrequent Soviet Okean series. All current SVGA cards are supported. NOAA images contain full resolution visible and infrared data in a stunning 2.4Mb file!

If you really are serious about Weather Satellites, phone or write us now for a colour catalogue and find out why the world's experts including Arthur C. Clarke use and recommend our equipment.



Advanced Weather Satellite users will by now have read about our new **TRACK II** prediction software. Full screen colour graphics and 6 simultaneous satellites are just some of the amazing features. For the ultimate in detail we offer **HRPT** digital systems with five 1.1km ground sensors, towns and rivers are clearly visible. For everyday use we also have the **PDUS** digital Meteosat system that takes 2.5km data every 30 minutes. Timestep **PDUS** colour animate is used several times a day by Anglia Television because of its very high resolution combined with spectacular colour. Forecasters will appreciate temperature calibrated 30 minute interval images.

A full range of separate Antennas, Preamplifiers, Cables, Receivers and accessories are held in stock.

Timestep PO Box 2001 Newmarket CB8 8QA England
Tel: 01440 820040 Fax: 01440 820281

THE VINTAGE WIRELESS LISTING

Published regularly containing 100s of out of print and collectable wireless books and magazines. Vintage and valve communications receivers, valves and components for the short wave enthusiast and amateur. Send six first class stamps for next listing or £4 for next four listings or £8 for next four catalogues and eight issues of "The Vintage Wireless Trader" containing our latest acquisitions and subscribers wants and sales. Published at approx six week intervals.

NEW BOOKS

Naval Command and Control by W. T. Packenham. Published by Brassey's Weapons and Technology series. Gives details of naval command electronic warfare systems - sonar and underwater surveillance, radar and naval communications including HF, broadcasts, ship to shore and submarine communications. Many photos. 147pp. £8.50 P&P £2.50.

The Ultra-Magic Deals by B. F. Smith. A well researched book on ultra code breaking operations providing a fascinating study of the technologies, personalities and politics of Britain and America's most mysterious secret - the pooling of their cryptological intelligence against Germany and Japan. Includes recently released details of Bletchley Park operations and is one of the few books published on cryptanalytic operations. 276 pages. Published at £17.95. Our price £11.50 P&P £2.50.

World Naval Weapons Systems A hefty volume by the Naval Institute Press. Gives details on weapons, command and control systems, shipboard radar, tactical communications and data systems, sonar devices, shipboard electronic warfare etc. Some 509 pages, large format with 700 photos and drawings, giving data, characteristics and development histories making this an invaluable reference work. £22.50 P+P £7.50 (foreign postage extra).

Radar by P. S. Hall. (et al). An absorbing and informative study by authors from The Royal Military College of Science. Covers the origin, development and operation of military radar from Chain Home to Patriot, etc. Numerous photos and illustrations of equipment and its principles of operation. 170pp. Published by Brassey's Weapon Technology series at £25. Our price £7.50 P&P £2.50.

Admiralty B40 Receiver Contains detailed description, circuits, operating instructions, illustrations, etc. Approx 48 large format pages. Facsimile reprint. £13.50 incl postage.

R.1155 Receiver Data. Contains circuits and technical notes. 47 large format pages, facsimile reprint. £11.75 incl P&P.

Callers welcome to our vintage wireless shop, address below. Open Tuesday, Thursday, Friday and Saturday, 10am - 6pm, other times by appointment.

Vintage components in stock, also government surplus and valved communications receivers.

(Dept SW) CHEVET SUPPLIES LTD.

157 Dickson Road, BLACKPOOL FY1 2EU

Tel: (01253) 751858. Fax: (01253) 302979.

Telephone orders accepted.



PHOTAVIA PRESS

AIRWAVES 98 !!NEW!!

THE FIFTH EDITION OF THE UK'S MOST COMPREHENSIVE AND UP TO DATE HF/VHF/UHF AVIATION FREQUENCY DIRECTORY

PUBLISHED APR 98 - TEXT & MAPS HAVE BEEN FULLY UPDATED AND EXPANDED HUNDREDS OF ADDITIONS AND AMENDMENTS - ALL THE LATEST AIRBAND INFO INCLUDES ALL THE PAST YEARS UHF CHANGES TO AIRFIELDS AND UKADGE/ADR TOWER - APPROACH - RADAR - GROUND - AIR TO AIR - RANGES - STUDS - ATIS - GCI SQUADRON OPS - AIR REFUELLING - VOLMET - AIRLINE OPS - AFIS - AWACS AIR DEFENCE RADAR (UK/EUROPE) - GROUND OPS - AEROBATIC TEAMS - SAR UK/EUROPEAN CIVIL & MILITARY AREA RADAR - AIRFIELD STUDS (MUCH EXPANDED) SSR SQUAWK CODES - FOUR LETTER AIRFIELD CODES - UK BASED MILITARY UNITS MAPS OF - UK TRANSMITTER SITES AND FREQUENCIES - MILITARY TACAN ROUTES LOW ALTITUDE & AIR REFUELLING AREAS - UK RADAR SECTORS AND FREQUENCIES UK PRIMARY AIRWAYS AND REPORTING POINTS - UK OCEANIC ROUTES AND FREQUENCIES - SUPERSONIC ROUTES - MAJOR WORLD AIR ROUTE HF AREAS - ETC MILITARY AND CIVIL HF DIRECTORY - INCLUDES MANY DISCRETE FREQUENCIES AND CHANNEL DESIGNATORS - RAF/ROYAL NAVY - WORLDWIDE/NATO MILITARY AIR-ARMS UN - US MILITARY GLOBAL HF NET - MYSTIC STAR - US NAVY - US COAST GUARD HURRICANE HUNTERS - VOLMET - SEARCH & RESCUE - SPACE SHUTTLE - MAJOR WORLD AIR ROUTES - AIRLINE OPS - LONG DISTANCE OPERATIONS CONTROL - DOMESTIC CIVIL HF

UK PRICE £8.95/EIRE & EEC £9.95 INCLUDING P&P

CALLSIGN 98

THE FOURTH EDITION OF OUR CIVIL AND MILITARY AVIATION CALLSIGN DIRECTORY

!! NEW !!

PUBLISHED MAR 1998 FULLY UPDATED WITH OVER 3050 ADDITIONS & CHANGES 162 PAGES - A5 SIZE WIRE SPIRAL BOUND OVER 8600 CIVIL & MILITARY AVIATIONS CALLSIGNS

MILITARY DIRECTORY - CALLSIGNS ARE LISTED ALPHABETICALLY AND ALSO BY AIRARM & SQUADRON - INFORMATION INCLUDES: CALLSIGN - AIRCRAFT TYPE - CODE - OPERATOR/SQUADRON - HOME BASE - REMARKS CIVIL DIRECTORY - CIVIL CALLSIGNS FROM OVER 180 COUNTRIES ARE LISTED ALPHABETICALLY AND ALSO BY THREE LETTER AIR TRAFFIC PREFIX INFORMATION INCLUDES: CALLSIGN - THREE LETTER ATC PREFIX AIRLINE OR OPERATOR - COUNTRY OF ORIGIN - REGISTRATION PREFIX

UK PRICE £8.95/EIRE & EEC £9.95 INCLUDING P&P

(SORRY - NO CREDIT CARDS) CHEQUES/EUROCHEQUES/POSTAL ORDERS/PAYABLE TO:

PHOTAVIA PRESS/DEPT SW - SUNRISE BREAK
 CHISELDON FARM - SOUTHDOWN HILL - BRIXHAM
 DEVON TQ5 0AE - UK Tel: 01803 855599

New Publications from the RSGB


The RSGB Yearbook

1998 Edition

Edited by Brett Rider, G4FLQ

This new edition of the ever-popular RSGB Call Book and Information Directory has been further enhanced with the inclusion of even more information on amateur radio than ever before!

This year you will find a trade listing, giving details of all the regular advertisers in RadCom, as well as the complete UK callsign listing. Over 100 pages of associated amateur radio information - an essential guide to keep close to hand in your shack.



Price: **£13.95** plus £1.25 P&P

The VHF/UHF Handbook

Edited by Dick Biddulph, G8DPS

This guide to the theory and practice of amateur radio reception and transmission on the VHF and UHF bands gives the reader the background to such essential topics as antennas, EMC, propagation, receivers and transmitters, together with constructional details for many items of equipment. As most amateurs today use commercial transceivers, the emphasis is on accessories and add-ons which are relatively simple to build. Specialized modes such as data and television are also covered, making this handbook one of the most complete guides around. Don't be without it if you're a VHF/UHF radio operator.



This new edition is the successor to the RSGB VHF/UHF Manual.

Price: **£18.80** plus £1.25 P&P

RSGB CallSeeker '98 CD-ROM

Complete 1998 UK callsign listing

The first RSGB callsign listing on CD-ROM is available as a companion product to the 1998 Yearbook!

System requirements:

- 486 or higher processor and a CD-ROM drive
- VGA or high resolution screen supported by Microsoft Windows
- 10 - 15MB spare hard disk space
- Windows 95 or later with 8MB of RAM (16MB recommended) or Windows NT Workstation version 3.51 or later with 16MB of RAM (24MB recommended)



Price: **£13.95** plus £1.25 P&P

Your First Amateur Station

By Colin Redwood, G6MXL

The second book in the RSGB 'Pocket Guide' series, this book has been written to help the newly-licensed radio amateur move on to the next stage - setting up his or her very own radio shack. So many new licensees have asked the question "What do I do now?" that we decided to publish this guide to help all new amateurs through those early uncertain days.



Price: **£5.85** plus £1.25 P&P

To order any of the above books, or for a complete list of RSGB publications, contact the RSGB Sales Office on tel: 01707 660888; fax: 01707 645105; or E-mail: sales@rsgb.org.uk



Radio Society of Great Britain

Lambda House, Cranborne Road, Potters Bar, Herts EN6 3JE ☎ 01707 659015

<http://www.rsgb.org>

The SHORTWAVE Shop

18 FAIRMILE ROAD, CHRISTCHURCH, DORSET BH23 2LJ
Phone/Fax 01202 490099 SHORTWAVE HOTLINE: 07000 CQDXCQ (273927)

THE SCANNER AND RECEIVER SPECIALISTS

Scanners and Receivers from £75 - £5999.

Call & discuss which part of the Radio Spectrum you wish to monitor & we will advise you on the most cost effective way of doing it.

- Full range of new & secondhand equipment available.
- We stock all famous brands:-
AOR, YUPITERU, BEARCAT, SCANMASTER

+ ALL THE ACCESSORIES

Visit our web site:
<http://www.shortwave.co.uk>

AMATEUR RADIO

We stock one of the best selections of used equipment on the South Coast!

SAME DAY DESPATCH on all postal sales quoting your Visa/Access number.

Visit our SHORTWAVE CENTRE

We've one of the **LARGEST** selections of shortwave equipment on the SOUTH COAST!

We stock ● Icom ● Yaesu ● Kenwood ● Alinco
AND WE GIVE FRIENDLY ADVICE

CB - Amateur - SWL - Novice - Airband - Marine

4 MILES FROM BOURNEMOUTH INTERNATIONAL AIRPORT ON B3073
300 YARDS FROM CHRISTCHURCH RAILWAY STATION. FORECOURT PARKING FOR DISABLED



HIGH QUALITY ACCESSORIES

FOR SCANNING, MONITOR RECEIVERS, CB, AMATEUR RADIO

1. **JIM PSU-101A Mk5.** UK manufactured regulated 230V AC power supply with ADJUSTABLE radio base holder, combined. For use with most pocket scanners. (Please state radio type). 2 DC output sockets, one for radio the other for accessories. 12 volt DC output. A 9 volt output version for Tandy, Comtel, Netsat etc available. (PSU - 101ATA). PRICE £34.95. CE Approved
2. **JIM PSU-101AC Mk5.** As above but includes 12" fitted 50ohm coaxial cable assembly with BNC plug and socket for base antenna connection. PRICE £36.95.
3. **JIM BH-A3A.** Universal base holder. With ADJUSTABLE radio base holder, combined. Convenient, safe support of radio. Adjustable front stop. Heavy duty chromed base. TWO models "If you don't need the cable why pay for it". PRICE ONLY £13.95.
4. **JIM BH-A3AC.** As above includes 12" fitted 50ohm coaxial cable assembly with professional BNC plugs and sockets for base antenna connection TNC type plug available on request. Ideal RX and TX up to 4GHz. PRICE ONLY £17.95.

Payment by postal order or cheque. Price includes postage (UK). Other high quality products available: Car Holder, S Meter, Notch Filter, Flexi Antenna & Wire Antenna. For further information on SSE products, send A4 SAE to:

Solid State Electronics (UK)
6 The Orchard, Bassett Green Village,
Southampton SO16 3NA
Tel: (01703) 769598



The **Jim** logo is a registered trade mark of **SSE** (UK)

SSB Utilities

One of the benefits of compiling this column is that I get to ask my own questions when I want. For some time now I have been considering building-up a small h.f. listening station using a small receiver, a small a.t.u. and a simple wire antenna. I have in mind which receiver I will use (probably a small Sony), and the antenna will be a simple wire wound on some kind of spool, but I am having problems with a small a.t.u. The one that I use in my set-up at home is quite large, and is certainly not portable. So I thought that I would ask if anyone has any suggestions for a small a.t.u.

I am not looking for any fancy additional circuits in the a.t.u. (mine has a v.s.w.r. meter, which is not necessary), but it does need to be able to accept the signal via either low-impedance or high-impedance connections.

Has anyone any experience in collecting together such a small set-up, and can they offer any advice. Are there any recommendations for a ready-made a.t.u., or should I attempt to construct my own? Answers please!

EAMs

Kevin Wright writes to ask about a station that he heard reciting a long list of letters and numbers. The signals started with Croughton GHFS working station 'Whizbang', followed shortly after by a station with the callsign NEWSCAST. They arranged a 31 Alpha Conference, and NEWSCAST passed a long string of phonetic letters and numbers starting with 'DI6T6E'. Kevin wants to know what was going on.

Well Kevin, these strings of letters and numbers are known as Emergency Action messages (EAMs), and are not to be confused with the similar sounding numbers stations as favoured by ENIGMA members. These EAMs are (allegedly) aimed at US forces, usually (or once again, allegedly) the nuclear forces. I did a write-up about them a few years ago as a result of some information received from America. Kevin asks what the message meant, but I doubt very much whether anyone has ever succeeded in decoding these messages, so amateur efforts are really just

Questions

Kevin Wright gets a double mention this month, as his letter asking about EAMs also contained a logging of a Jago flight which deserves more explanation. He says that he heard a flight using the callsign Jago 12, but he could not find this callsign in any of his books. Well, here's the answer; it is a bit long-winded, but it does explain the reason why this callsign is used.

Although the situation in the former republics of Yugoslavia has settled down in the past year, there are still plenty of military forces in the region prepared to go into action should the need arise. This is a UN operation, and the operation changes its name every few years as different UN peace accords become active. Initially, the operation was known as IFOR, and then became SFOR. Currently, it is known as Joint Guard.

Many aircraft involved in flights supported operations in the area use a three-letter callsign

limited to looking for patterns in the characters, transmission times, and details of who made the transmission.

One of the most significant patterns can be found in the pre-amble. EAMs can be broken down into a six-character pre-amble, followed by a variable length message. The message varies from less than 20 to those in the hundreds. The commonest ones are quite short, usually only 20 characters. These codes probably represent the real message for the intended recipient, and it is thought that the recipient is identified by the six-character pre-amble. After careful monitoring for a few months, it was noticed that these first two characters of the pre-amble are static for a few weeks, and then change to a different pair. There is no set length of time that these characters are fixed, but it does seem to vary between about 18 or 19 days, and about 30-or-so days.

If you have the time and patience, there is a simple method of checking these EAMs. Every time that you hear an EAM, make a note of the start-time, full message (both the pre-amble and the message), and also the transmitting station. The whole EAM is usually repeated twice, so check that you have noted everything correctly. When the EAM sequence is finished, count the numbers and letters in it, and make a note of that figure beside the EAM. If you do this over several days and weeks (this is where you need the patience!), you will see that certain EAMs start with the same first two characters - and after a while they will change to another pair. The trick is to identify exactly when they change from one set to another.

By recording the details of the transmission times and transmitting station, you will find that certain stations start their transmissions at certain times. You will also begin to notice other patterns, such as the way that some EAMs start with different numbers or letters and are much longer than regular EAMs. I'll leave you all to investigate these signals, and write-in with details of what you hear.

code to identify to everyone concerned that they are involved in UN and NATO air operations. Initially, the callsign codes were IFA to IFZ, and then became SFA to SFZ. Now that the operation has been renamed as Joint Guard, the callsign ranges are JGA to JGZ. The final letter of the code is used to identify the country operating the flight, and the following have been noted...see table (right)...

The Americans always like to make words out of their callsigns, and their code JGO is usually pronounced as Jago (or Jay-go) by the pilots.

So, referring back to Kevin's original logging, the Jago 12 flight was a US flight. It is not really possible to work out exactly what kind of aircraft was involved in Kevin's logging, as the JGO callsigns are being used by all sorts of aircraft - VIP jets, transport aircraft, US Army aircraft and helicopters and even (I believe) contracted commercial airliners.

South America

A Mr. Sillifant from the West Midlands writes to ask about some signals that he heard in April. He seems to be a bit of a night-owl, as he was listening between midnight and 0100 (well past my bed-time!). He was tuning through the 5MHz aero band (5.480 - 5.730MHz) and came across two stations on frequencies that he had not heard before.

The first of these was Bombay ATC on 5.648MHz. I find this strange, as there is nothing listed for this frequency in any of the books that I have seen (CFL 10th Edition, Klingenfuss, Photavia). The second station was more interesting; on 5.595MHz he heard an unknown South American station which seemed to be conducting some kind of rescue service. Mr. Sillifant asks if anyone can provide any additional information on either of these stations. All that I can find in my books for the second frequency is the ATC area control centre (ACC) at Guayaquil in Ecuador, which in itself is a rare station to hear. I have never seen any loggings of this station before, has anyone else heard this station?



It could have been something like this McDonnell Douglas F-15 Eagle of the USAF, Kevin.

CALLSIGNS

JGA	Belgium
JGB	Canada
JGD	France
JGE	Germany
JGF	Greece
JGG	Italy
JGI	Netherlands
JGK	Portugal
JGL	Spain
JGN	UK
JGO	USA
JGP	Turkey
JGW	Slovenia

Shackware

It'll have been said again and again by the time I reach print but thanks, Dick, for your years as editor of *SWM*. Under your direction, *SWM* has been a consistently excellent magazine that previously I read avidly, and now happily contribute to. Here's to a long and enjoyable retirement (and many years at the lathe!). Congratulations to able assistant and now new editor, Kevin Nice.

(Occasional) Computer Cameo

Not actually quarterly any more but still, I hope, useful for those boot sale finds! This time it's the turn of the venerable ST, a 16-bit 68000-based machine that, in its day, was all set to take the computer world by storm.

Back in the middle-80s when the PC was just beginning to make its presence felt as a viable home computer in the UK (courtesy of Amstrad), and the Macintosh offered a windows-and-mouse user interface that would cost you your first born to finance, Jack Tramiel, erstwhile founder/owner of Commodore, sold up, slipped quietly away and resurfaced six or so months later as the new owner of Atari Inc., bought from ailing parent company Warner Bros. for not many millions - and some of that as a loan from Warner itself.

Tramiel renamed the company Atari Corp. and himself Uncle Jack, and set about single-handedly revitalising the stagnant home computer industry by launching a competitor to the successful but expensive Apple Macintosh. Dubbed the 'Jackintosh' by media wags, the machine used the same 68000 processor and a 'windows' interface based on GEM from Digital Research. The result was a computer around 20 per cent faster than its Apple peer and with a bigger screen and potential for a colour as well as a mono display, at a price less than a quarter of the Mac's.

In Europe and the UK the ST was an instant and convincing success. In the States however, it fared rather less well. In a land where income is large, our transatlantic cousins were less worried by the expense of computers such as the PC and Mac. The ST faced an uphill struggle and one which it eventually lost. However, in the UK the ST enjoyed around ten years of healthy sales and software support before slipping. Today, you'll find a plain-vanilla 512K ST with a built-in 1Mb 3.5in disk drive for around £25 at boot sales - often a bit less.

A good machine in the shack then? Very. Last time I told you about the excellent *FaxCode* shareware data modes package from Dave Miller, and there's also *Pictures From Space*, another shareware offering which decodes APT from weather satellites. There are also any number of Morse tutors, data logs, electronics utilities and so on. What's more, underlying the ST's GEM interface is Digital Research's CP/M-86, an updated, multi-tasking version of the once hugely popular CP/M operating system. It's therefore easy to run a CP/M emulator on the ST and tap into the substantial quantity of CP/M radio-

oriented software - check-out regular advertiser PDSL's cheap CP/M CD containing hundreds of Mb of CP/M software and quite a bit of 'shacksoft' too!

It's also possible to run PC emulators, though these usually provide only basic DOS operation and, given the ST's slightly cut-down RS-232 port, cannot be used with DOS-based PC radio software for the most part.

That said, user groups abound, peripherals are plentiful and...well, it's a fine machine and one which will be a very useful tool for s.w.l.s who need a cheap computer.

All My Own Work...

Those of you whose primary interest in listening is using what you hear to further your knowledge of things meteorological may be interested in some code I'm writing at the moment which offers real-time weather data logging to disk, as well as a host of weather-oriented conversion and calculation routines.

As a self-confessed meteorological nut and avid consumer of radio and weather guides such as Philip C Mitchell's *Weather Reports From Radio Sources*, I'm fascinated by the depth of data that can be gleaned from the airwaves.

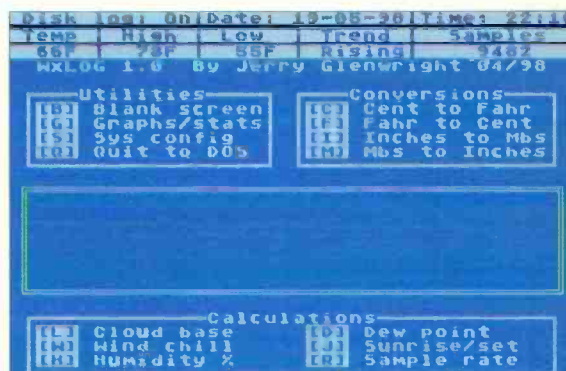
Naturally, there's some excellent weather-oriented software available in the PC world but try looking for stuff for other machines and suffice it to say, you'll look for a long time with little chance of success. That's what prompted me to write my own and the result is *WxLOG*.

When used with a simple home-brew interface and the Maplin temperature module (around £9), the software can continually monitor outdoor temperature, plotting mini graphs, and saving the results to disk in a variety of formats (including ASCII and the once popular DIF format used by *VisiCalc* and lookalikes). These disk logs can then be manipulated by your favourite spreadsheet, statistical analysis or graphing package to uncover interesting trends. Sampling frequency is anything from 1 second to 78 hours, and the software tracks highest and lowest temperatures too.

WxLOG also offers a variety of useful conversions and calculation: centigrade to Fahrenheit, inches to millibars and *vice versa*, estimated cloud base, humidity, dew point and the wind chill factor.

I plan to upgrade the software to offer continuous humidity, atmospheric pressure and possibly wind speed monitoring too just as soon as I can find suitable modules to attach to the computer. *WxLOG* is in beta at the moment but I'll let you know when it's completed, whereupon it will be available for the price of a 5.25in disk and s.a.e.

Until next time, good listening.



Mail Bag

When I began writing this column two and a bit years ago, I confessed I was a something of a freak where the Atari 8-bit was concerned. While they pale before today's mighty Intel-driven monsters, Ataris can still prove a useful tool in the shack. I've had to work hard to control my urge to mention them in every instalment but this month I've got a good excuse - two in fact - for a 'ShackWare' Atari special. The second is some self-penned software for listeners who are also amateur meteorologists, but first, let's read a few lines written by **Robert Boshier** of Sunderland.

"I noted in one of your first columns that you praised the old 8-bit computers from Atari so when I saw one at a boot sale I bought it for £4.50!" writes Robert. For that sum Robert also got a 1050 disk drive, a 1010 cassette recorder, a joystick and several games programs on tape. Now however, he's bored with the games and wants to know what he can do with the machine in his shack. "I've yet to explore computers at my station, but I'd quite like to try my hand at decoding some of the easier data modes - is this computer suitable?"

Perfectly - though within limits. By home-brewing a simple interface using a few pound's worth of components available from Maplin, you can decode FAX, and save the results to disk for later enhancing or printing. This is a two-colour only decode but as an introduction, the results are more than acceptable.

There's also a very good home-brew c.w. interface that you can make and use to decode Morse transmissions on the fly. Both of these devices are suitable for beginners and require only an ability to use a soldering iron and read basic electronics diagrams. I'll pass on the instructions and software to interested s.w.l.s who send me a s.a.e. and a 5.25in disk.



Where You Want To Go Today...
www.chelcom.com

NORTHERN SHORTWAVE CENTRE

BLACKDYKE RD, KINGSTOWN IND EST., CARLISLE, CUMBRIA CA3 0PJ
Phone/Fax: 01228 590011
 David Brown G4KFN
 New and used short wave receivers, scanning radios, amateur radio equipment and accessories plus books and magazines.

FOZTECH DATA COMMUNICATIONS

Radio and computer specialists
117 Beaumont Rd, Plymouth PL4 9EF. Tel: (01752) 257224
 Approved dealer for Icom, Kenwood, Yaesu, AOR, Yupiteru and many others. Shortwave, marine, amateur, PMR, Garmin. Suppliers of Intel, Microsoft, Creative, gigabyte motherboards and memory.
We are open Mon to Sat 9am-5.30pm. Mail order (01752) 268899.
 Visit our web site for more info at: <http://www.foztech.demon.co.uk>

JAYCEE ELECTRONICS LTD

20 Woodside Way, Glenrothes, Fife, Scotland KY7 5DF
Tel: 01592 756962 • Fax No. (01592) 610451
Opening hours: Tues-Fri 9am to 5pm. Sat 9am to 4pm. Closed Sun & Mon.
KENWOOD, YAESU & ICOM APPROVED DEALERS
A good stock of new and secondhand equipment always in stock



Advertisements are expected to conform to rules and standards laid down by the Advertising Standards Authority. Most do. The few that don't we'd like you to write in about. And if you'd like a copy of these rules for press, poster and cinema advertisements, please send for our booklet. It's free.

MS-Windows Radio Related Software

Visual Radio £69.00 + £2.50 P&P (if in UK) or £5.00 air mail
 RS-232 control for MS-Windows with AF spectrum display, dual operation and database.
 Supports: ICOM all models (including the R-8500); JRC NRD-525, NRD-535; KENWOOD all models; RACAL 6790GM; YAESU FT-736, FT-840, FT-900, FT-990, FT-1000, FT-1000MP, FRG-100, FRG-8800; selected AOR radios.
 For details send an SAE to Simon Collings, Radio Communications Consultant, 46 St. Michaels Road, Cheltenham, Gloucestershire GL51 5RR. Tel/Fax: (01242) 514429 (auto switching).
 Send 3 x 1.44MB floppy disks + return postage for demo.
 E-mail: simon.collings@cableinet.co.uk Website: <http://www.web4.cableinet.co.uk/simon.collings>
 VISA, MASTERCARD, EUROCARD, DELTA CREDIT CARDS ACCEPTED

The Advertising Standards Authority.

We're here to put it right. ✓

ASA Ltd., 2 Torrington Place, London WC1E 7HW

SATELLITE TIMES

Bringing you much more than just the Clarke Belt *Satellite Times* is a feature packed monthly journal worth its weight in gold!

Whether your interest is in remote imaging, personal navigation, military, space exploration, scientific, broadcast, or weather satellites, to name just a few of the topics covered within the pages of this authoritative magazine, then *Satellite Times* is a definite for your shack.

Published in the US by Grove Enterprises - of *Monitoring Times* fame - *Satellite Times* has a truly world-wide perspective.

Order yours today and stop missing out!

Subscription rates

Rates (1 year, 12 issues)	£43Europe (Airmail)
£38UK	£49Rest of World (Airmail)



TELEPHONE (01202) 659930 TO SUBSCRIBE TO SATELLITE TIMES

We can also arrange subscriptions to *Monitoring Times* - call for details.

The books listed have been selected as being of special interest to our readers. They are supplied direct to your door. Many titles are overseas in origin.

Book Store

FREE POST & PACKING ON BOOKS MARKED *

LISTENING GUIDES

Airband

ABC CIVIL AIRCRAFT MARKINGS 1998. Alan J. Wright	336 pages	£6.99
ABC MILITARY AIRCRAFT MARKINGS 1998. Alan J. Wright	192 pages	£6.99
AIR BAND RADIO HANDBOOK 6th Edition. David J. Smith	192 pages	£9.99
AIRBAND RADIO GUIDE 3rd Edition. Graham Duke	96 pages	£6.99
AIRCRAFT RADIO FREQUENCIES & GUIDE BOOK 2nd Edition	96 pages	£5.99
AIR TRAFFIC CONTROL 7th Edition. Graham Duke	112 pages	£7.99
AIRWAVES 98	100 pages	£8.95
CALLSIGN 98	156 pages	£8.95
FLIGHT ROUTINGS 1998. Williams		£6.95
INTERNATIONAL AIR BAND RADIO HANDBOOK. David J. Smith	192 pages	£9.99
UNDERSTANDING ACARS		
3rd Edition. Aircraft Communications Addressing and Reporting System. Ed Flynn	80 pages	£9.95
VHF/UHF AIRBAND FREQUENCY GUIDE & CALLSIGN GUIDE	280 pages	£12.50
WORLDWIDE AERONAUTICAL COMMUNICATIONS FREQUENCY DIRECTORY		
2nd Edition. Robert E. Evans	260 pages	£19.95

Datamodes

FAX & RTTY WEATHER REPORTS. Philip Mitchell	88 pages	£11.50
GUIDE TO UTILITY STATIONS. 16th Edition. Joerg Klengenfuss	588 pages	£35.00
GUIDE TO WORLDWIDE WEATHERFAX SERVICES. 17th Edition		
Joerg Klengenfuss	436 pages	£25.00
WEATHER REPORTS FROM RADIO SOURCES. Philip Mitchell	32 pages	£7.50
RADIO DATA CODE MANUAL. 15th Edition. Joerg Klengenfuss	604 pages	£28.00

DXTV

DXTV FOR BEGINNERS. Simon Hamer	31 pages	£3.95
GUIDE TO DX-TV. Keith Hamer & Garry Smith	36 pages	£3.95
GUIDE TO WORLDWIDE TV TEST CARDS	60 pages	£4.95
THIS IS BBC TV - FIRST 30 YEARS OF TV GRAPHICS. Keith Hamer & Garry Smith	38 pages	£4.95
THE FIRST 30 YEARS OF BBC-2. Keith Hamer & Garry Smith	60 pages	£4.95
THE STORY OF BBC COLOUR TELEVISION	36 pages	£5.95

Frequency Guides

1998 SHORTWAVE FREQUENCY GUIDE. Joerg Klengenfuss	584 pages	£23.00
1998 SUPER FREQUENCY LIST CD-ROM. Joerg Klengenfuss		£25.00
* FERRELL'S CONFIDENTIAL FREQUENCY LIST 10th Edition	450 pages	£19.95
GLOBAL RADIO GUIDE 1998	40 pages	£3.95
PASSPORT TO WORLD BAND RADIO 1998	528 pages	£15.50
RADIO LISTENERS GUIDE 1998	112 pages	£4.50
SHORTWAVE INTERNATIONAL FREQUENCY GUIDE	176 pages	£12.95
VHF-UHF SCANNING FREQUENCY GUIDE. Bill Laver	192 pages	£12.95
WORLD RADIO TV HANDBOOK 1998	608 pages	£18.95

General

BUYING A USED SHORT WAVE RECEIVER 3rd Edition (Booklet). F. Osterman	23 pages	£2.95
GETTING ON TRACK WITH APRS. Stan Horzempa WA1LOU	165 pages	£11.50
POP WENT THE PIRATES. Keith Skues	568 pages	£15.95
*SHORT WAVE COMMUNICATIONS. Peter Rouse GU1DKD	187 pages	£4.50
SHORT WAVE DIRECTORY (LOOSE LEAF). Bob Grove		£8.00
SHORT WAVE DIRECTORY BINDER		£4.00
SHORT WAVE RADIO LISTENING FOR BEGINNERS	174 pages	£13.95
SHORTWAVE RECEIVERS PAST & PRESENT (NEW 3RD EDITION)	450 pages	£25.95
SHORTWAVE LISTENER'S GUIDE. Ian Poole	192 pages	£14.99
THE COMPLETE SHORT WAVE LISTENER'S HANDBOOK 4th Edition		
Hank Bennett, Harry Helms & David Hardy	321 pages	£21.95

Marine

GMDSS EDITIONS MARINE SSB OPERATION. Michael Gale	96 pages	£11.95
GMDSS EDITIONS MARINE VHF OPERATION. Michael Gale	48 pages	£7.95
GMDSS FOR SMALL CRAFT. Alan Clemmetsen	94 pages	£11.95
SCANNING THE MARINE BANDS. F.F. O'Brian	152 pages	£9.50
SHORTWAVE MARITIME COMMUNICATIONS. B. E. Richardson	195 pages	£16.50
SHIP TO SHORE RADIO FREQUENCIES. Ken Davies	95 pages	£5.99
SIMPLE GPS NAVIGATION. Mik Chinery	96 pages	£10.95

Satellite

AN INTRODUCTION TO SATELLITE COMMUNICATIONS BP326. F. A. Wilson	230 pages	£5.95
ARRL SATELLITE ANTHOLOGY 4th Edition	150 pages	£9.50
NEWNES GUIDE TO SATELLITE TV. Derek Stephenson	371 pages	£18.95
NEWNES SATELLITE COMMUNICATIONS POCKET BOOK. James Wood	220 pages	£12.99
SATELLITE EXPERIMENTER'S HANDBOOK 2nd Edition		
Martin Davidoff K2UBC	313 pages	£15.50
SATELLITE PROJECTS HANDBOOK. Lawrence Harris	174 pages	£14.99
* SATELLITE TELEVISION. A layman's guide. Peter Pearson	73 pages	£1.00
SATELLITE TELEVISION INSTALLATION GUIDE. 5th Edition. John Breeds	76 pages	£15.00
WEATHER SATELLITE HANDBOOK. 5th Edition. Dr Ralph E. Taggart WB8DQT	192 pages	£15.50

Scanning

AN INTRODUCTION TO SCANNERS AND SCANNING BP311. I. D. Poole	152 pages	£4.99
---	-----------	-------

SCANNER BUSTERS 2. D.C. Poole	100 pages	£6.00
SCANNERS 2 INTERNATIONAL. Peter Rouse GU1DKD	261 pages	£10.95
SCANNERS 3 PUTTING SCANNERS INTO PRACTICE		
4th Revision. Peter Rouse	271 pages	£10.95
SCANNING SECRETS. Mark Francis	280 pages	£16.95
UK SCANNING DIRECTORY. NEW 6th Edition	540 pages	£18.50

AMATEUR RADIO

Amateur Television

AN INTRODUCTION TO AMATEUR TELEVISION		
Mike Wooding G6IQM & Trevor Brown G8CJS	156 pages	£5.00
SLOW SCAN TELEVISION EXPLAINED. Mike Wooding G6IQM	156 pages	£5.00
THE AMATEUR TV COMPENDIUM. Mike Wooding G6IQM	104 pages	£3.50

Antennas & Transmission Lines

25 SIMPLE AMATEUR BAND AERIALS BP125. E.M. Noll	63 pages	£1.95
25 SIMPLE INDOOR AND WINDOW AERIALS BP136. E.M. Noll	50 pages	£1.75
25 SIMPLE SHORT WAVE BROADCAST BAND AERIALS BP132. E.M. Noll	63 pages	£1.95
25 SIMPLE TROPICAL AND MW BAND AERIALS BP145. E.M. Noll	54 pages	£1.75
ALL ABOUT VERTICAL ANTENNAS. W.I. Orr W6SAI & S.D. Cowan W2LX	192 pages	£8.95
ANTENNA EXPERIMENTERS GUIDE (RSGB). Peter Dodd G3LDO	160 pages	£15.00
ANTENNA IMPEDANCE MATCHING (ARRL). Wilfred N. Caron	195 pages	£15.50
ANTENNAS FOR VHF AND UHF BP301. I.D. Poole	104 pages	£4.95
ANTENNAS & TECHNIQUES FOR LOW BAND DXING (ARRL)	394 pages	£15.50
ARRL ANTENNA BOOK 18th Edition	732 pages	£24.00
ARRL ANTENNA COMPENDIUM Volume One	175 pages	£7.50
ARRL ANTENNA COMPENDIUM Volume Two	208 pages	£10.50
ARRL ANTENNA COMPENDIUM Volume Three. Edited by Jerry Hall K1TD	236 pages	£10.50
ARRL ANTENNA COMPENDIUM Volume Four	204 pages	£15.50
ARRL ANTENNA COMPENDIUM Volume Five	200 pages	£15.50
BEAM ANTENNA HANDBOOK. W.I. Orr W6SAI & S.D. Cowan W2LX	268 pages	£8.95
BUILDING & USING BALUNS. Jerry Sevick	125 pages	£18.95
CUBICAL QUAD ANTENNAS 3rd Edition. William Orr W6SAI and Stuart Cowan W2LX	110 pages	£8.95
EXPERIMENTAL ANTENNA TOPICS BP278. H.C. Wright	70 pages	£3.50
G-QRP CLUB ANTENNA HANDBOOK		
Compiled and edited by P. Linsley G3PDL & T. Nicholson KA9WRI/GWOLNQ	155 pages	£7.25
HF ANTENNA COLLECTION (RSGB). Edited by Erwin David G4LQI	233 pages	£10.99
HF ANTENNAS FOR ALL LOCATIONS (RSGB). Les Moxon G6XN	322 pages	£14.65
* MORE OUT OF THIN AIR (PWPI)	112 pages	£6.95
PRACTICAL ANTENNAS FOR NOVICES. John Heys G3BDQ	52 pages	£6.30
PRACTICAL ANTENNA HANDBOOK 2nd Edition. Joseph J. Carr	437 pages	£28.95
PRACTICAL WIRE ANTENNAS RSGB. John Heys G3BDQ	100 pages	£8.95
RADIO AMATEUR ANTENNA HANDBOOK. W.I. Orr W6SAI & S.D. Cowan W2LX	188 pages	£8.50
RECEIVING ANTENNA HANDBOOK. Joe Carr	189 pages	£17.50
SIMPLE, LOW-COST WIRE ANTENNAS FOR RADIO AMATEURS		
W.I. Orr W6SAI & S.D. Cowan W2LX	188 pages	£8.95
W1FB'S ANTENNA NOTEBOOK (ARRL). Doug DeMaw W1FB	123 pages	£7.50

Beginners (inc RAE)

AMATEUR RADIO FOR BEGINNERS (RSGB). Victor Brand G3JNB	65 pages	£3.50
AN INTRODUCTION TO AMATEUR RADIO - NEW EDITION. Ian Poole G3YWX	150 pages	£4.99
BASIC RADIO PRINCIPLES & TECHNOLOGY. Ian Poole G3YWX	262 pages	£14.99
BASIC RADIO & ELECTRONIC CALCULATIONS. Ray Petri GOOAT	160 pages	£13.95
AN RAE STUDENTS NOTEBOOK. Bob Griffiths G7NHB	76 pages	£6.95
HOW TO PASS THE RADIO AMATEURS' EXAMINATION (RSGB)		
Clive Smith G4FZH and George Benbow G3HB	88 pages	£8.75
NOW WE'RE TALKING (ARRL)	144 pages	£15.50
PRACTICAL RECEIVERS FOR BEGINNERS (RSGB). John Case GW4HWR	165 pages	£12.50
THE NOVICE RADIO AMATEURS EXAMINATION HANDBOOK (BP375)		
Ian Poole G3YWX	150 pages	£4.95
THE RADIO AMATEURS' QUESTION & ANSWER REFERENCE MANUAL		
Fifth Edition. Ray Petri GOOAT	208 pages	£13.95
RADIO AMATEURS EXAMINATION/END OF COURSE TEST PAPERS. Ray Petri GOOAT	104 pages	£13.95
RAE MANUAL (RSGB). G.L. Benbow G3HB	127 pages	£8.75
RAE REVISION NOTES (RSGB). G.L. Benbow G3HB	92 pages	£5.25
THE NOVICE LICENCE STUDENT'S NOTEBOOK. John Case GW4HWR	124 pages	£5.00
SHORTWAVE RADIO LISTENING FOR BEGINNERS. Anita Louise McCormick KA8KGI	176 pages	£13.95
TRAINING FOR THE NOVICE LICENCE - A MANUAL FOR THE INSTRUCTOR (RSGB)		
John Case GW4HWR	101 pages	£6.75
W1FB'S HELP FOR NEW HAMS (ARRL). Doug DeMaw W1FB	155 pages	£8.95
YOUR FIRST AMATEUR STATION. (RSGB) Colin Redwood G6MXL	120 pages	£5.75

Callbooks

RSGB YEARBOOK 1998 EDITION. Edited by Brett Rider G4FLQ	512 pages	£13.50
JOINT INT'L AMERICAN CALLBOOK CD-ROM 1998		£35.00

Computing

ACCESS 95 ONE STEP AT A TIME BP408	115 pages	£5.99
ELECTRONIC PROJECTS FOR YOUR PC BP320. R.A. Penfold	102 pages	£3.99
E-MAIL ON THE INTERNET. BP420	156 pages	£6.99
EXPERIMENTING WITH PCs. P. Brunning	300 pages	£24.00
GETTING THE MOST FROM YOUR PC HARD DISK BP280	90 pages	£3.95
HOW TO EXPAND, MODERNISE AND REPAIR PCs AND COMPATIBLES BP271		
R. A. Penfold	166 pages	£5.99
INTERFACING PCs AND COMPATIBLES BP272. R. A. Penfold	86 pages	£4.99

MS-OFFICE ONE STEP AT A TIME (BP402).....	77 pages	£5.95
MS WORKS FOR WINDOWS 95 EXPLAINED BP405.....	175 pages	£5.95
NEWNES COMPUTER ENGINEER'S POCKET BOOK Third Edition. Michael Tooley.....	256 pages	£12.95
PERSONAL COMPUTERS IN THE HAM SHACK (ARRL).....	284 pages	£11.50
THE INTERNET AND WORLD WIDE WEB EXPLAINED. J. Shelley.....	130 pages	£5.95
WINDOWS 95 EXPLAINED (BP400).....	175 pages	£5.95

EMC

INTERFERENCE HANDBOOK. William R. Nelson WA6FGG.....	250 pages	£9.50
THE RADIO AMATEUR'S GUIDE TO EMC (RSGB). Robin Page-Jones G3JWJ.....	117 pages	£8.95

Historical

1934 OFFICIAL SHORT WAVE RADIO MANUAL. Edited by Hugo Gernsback.....	260 pages	£11.85
OLD TIME RADIOS - RESTORATION & REPAIR. J. Carr.....	256 pages	£19.95
COMMUNICATIONS RECEIVERS - THE VACUUM TUBE ERA. R.S. Moore.....	141 pages	£17.95
CRYSTAL SET BUILDING & MORE (Inc Newsletters Vol 6 & 7 of Xtal Set Society).....		£10.50
CRYSTAL SET PROJECTS. Phil Anderson.....	160 pages	£9.50
EXPERIMENTAL TELEVISION (1932).....	312 pages	£11.75
HEATHKIT - A GUIDE TO AMATEUR RADIO PROJECTS. C. Penson.....	248 pages	£21.95
HENLEYS 222 RADIO CIRCUIT DIAGRAMS (1924).....	271 pages	£9.45
HOW TO BUILD YOUR RADIO RECEIVER (A4) (Popular Radio Handbook No. 1).....	100 pages	£6.95
SECRETS OF HOMEBUILT REGENERATIVE RECEIVERS (Rockey).....	127 pages	£7.95
* SEEING BY WIRELESS - THE STORY OF BAIRD TELEVISION. Ray Herbert.....	27 pages	£4.95
THE X-TAL SET SOCIETY NEWSLETTER. Volume 1 & 2 Combined. Phil Anderson W0XI.....	96 pages	£13.00
THE CRYSTAL SET HANDBOOK & VOL. 3 X-TAL NEWSLETTER. Phil Anderson W0XI.....	130 pages	£7.00
THE X-TAL SET SOCIETY NEWSLETTER. Volume 4. Phil Anderson W0XI.....	88 pages	£6.50
THE CRYSTAL SET HANDBOOK & VOL. 5 X-TAL NEWSLETTER. Phil Anderson W0XI.....	88 pages	£6.50
CRYSTAL RADIO HISTORY, FUNDAMENTALS AND DESIGN. P.A. Kinzie.....	122 pages	£7.50
THOSE GREAT OLD HANDBOOK RECEIVERS (1929 + 1934).....	94 pages	£6.95
VISION BY RADIO (1925) (Jenkin).....	140 pages	£7.85
WIRELESS FOR THE WARRIOR VOL. 1 (Wireless Sets 1-88).....	204 pages	£27.50
WIRELESS FOR THE WARRIOR VOL. 2 (Hardback - Standard Sets of World War II).....	430 pages	£36.00

Maps & Log Books

AMATEUR RADIO LOGBOOK (RSGB).....	50 pages	£3.75
AMATEUR RADIO WORLD ATLAS (A4 SIZE).....	20 pages	£8.00
NORTH ATLANTIC ROUTE CHART.....	740 x 520mm	£8.50
QTH LOCATOR MAP OF EUROPE. NEW EDITION.....	1080 x 680mm	£7.00
RADIO AMATEURS MAP OF THE WORLD. NEW EDITION.....	980 x 680mm	£7.00
RECEIVING STATION LOG BOOK (RSGB).....	60 pages	£3.75
RSGB PREFIX GUIDE.....	32 pages	£5.75

Morse

MORSE CODE FOR RADIO AMATEURS (RSGB).....	28 pages	£4.25
SECRETS OF LEARNING MORSE CODE Mark Francis.....	84 pages	£6.95

Microwaves

AN INTRODUCTION TO MICROWAVES (BP312). F.A. Wilson.....	134 pages	£3.95
ARRL UHF/MICROWAVE EXPERIMENTER'S MANUAL. Various Authors.....	446 pages	£15.50
ARRL UHF/MICROWAVES PROJECT MANUAL (ARRL).....	400 pages	£15.50
MICROWAVE HANDBOOK - COMPONENTS & OPERATING VOL 1 (RSGB).....	110 pages	£10.50
MICROWAVE HANDBOOK - CONSTRUCTION & TESTING VOL 2 (RSGB).....	120 pages	£15.75
MICROWAVE HANDBOOK - BANDS & EQUIPMENT VOL 3 (RSGB).....	140 pages	£15.75
OR BUY ALL 3 FOR.....		£34.00

Operating & Handbooks

ALL ABOUT HAM RADIO. Harry Helms.....	290 pages	£16.50
AMATEUR RADIO OPERATING MANUAL (RSGB). Ray Eckersley G4FTJ.....	249 pages	£12.23
ARRL HANDBOOK 1998 75th Edition.....	360 pages	£24.00
ARRL HANDBOOK 1998 ON CD-ROM.....		£30.00
ARRL OPERATING MANUAL NEW EDITION.....	420 pages	£18.50
COMPLETE DX'ER. Bob Locher.....	204 pages	£9.50
HAM RADIO MADE EASY (ARRL). Steve Ford.....	204 pages	£11.50
HINTS AND KINKS FOR THE RADIO AMATEUR. Edited by Charles L. Hutchinson and David Newkirk.....	129 pages	£9.50
LOW PROFILE AMATEUR RADIO (ARRL). Jim Kearman KR1S.....	124 pages	£6.00
RADIO COMMUNICATIONS HANDBOOK (RSGB).....	540 pages	£21.00
SETTING UP AN AMATEUR RADIO STATION BP300. I.D. Poole.....	81 pages	£3.95
TRANSMITTER HUNTING - RADIO DIRECTION FINDING SIMPLIFIED. Joseph D. Moell & Thomas N. Curlee.....	325 pages	£23.95

Packet

NOS INTRO. TCP/IP OVER PACKET RADIO. Ian Wade G3NRW.....	356 pages	£11.50
PACKET RADIO PRIMER (RSGB). Dave Comber G8UYZ & Martyn Corft G8NZU.....	266 pages	£8.95
PACKET, SPEED & MORE SPEED APPLICATIONS (ARRL).....	148 pages	£10.50
YOUR PACKET COMPANION. Steve Ford WB8IMY.....	170 pages	£7.50

Propagation

AN INTRODUCTION TO RADIO WAVE PROPAGATION BP293. J.G. Lee.....	116 pages	£3.95
--	-----------	-------

QRP

G-QRP CLUB CIRCUIT HANDBOOK. Edited by Rev. G. Dobbs G3RJV.....	96 pages	£9.00
INTRODUCING QRP. Dick Pascoe G0BPS.....	48 pages	£6.95
W1FB'S QRP NOTEBOOK (ARRL). 2nd Edition. Doug DeMaw W1FB.....	175 pages	£7.50

Test Equipment

GETTING THE MOST FROM YOUR MULTIMETER BP239. R.A. Penfold.....	102 pages	£2.95
HANDS-ON GUIDE TO OSCILLOSCOPES. Barry Ross.....	228 pages	£19.95
HOW TO USE OSCILLOSCOPES & OTHER TEST EQUIPMENT BP267. R.A. Penfold.....	104 pages	£3.50
MORE ADVANCED TEST EQUIPMENT CONSTRUCTION BP249. R.A. Penfold.....	102 pages	£3.50
MORE ADVANCED USES OF THE MULTIMETER BP265. R.A. Penfold.....	96 pages	£2.95
AN INTRODUCTION TO THE ELECTROMAGNETIC WAVE BP315. F.A. Wilson.....	122 pages	£4.95

PRACTICAL TRANSMITTERS FOR NOVICES. John Case GW4HWR.....	126 pages	£10.00
TEST EQUIPMENT FOR THE RADIO AMATEUR. Clive Smith G4FZH.....	170 pages	£10.95

VHF

ALL ABOUT VHF AMATEUR RADIO. W. I. Orr W6SAI.....	163 pages	£8.85
VHF/UHF HANDBOOK (RSGB). Dick Biddulph G8PDS.....	180 pages	£18.75

ELECTRONICS

A REFERENCE GUIDE TO PRACTICAL ELECTRONICS TERMS BP287. F.A. Wilson.....	431 pages	£5.95
BEGINNERS GUIDE TO MODERN ELECTRONIC COMPONENTS BP285.....	166 pages	£4.99
CIRCUIT SOURCE BOOK 1 - BP321. R.A. Penfold.....	182 pages	£4.95
CIRCUIT SOURCE BOOK 2 - BP322. R.A. Penfold.....	214 pages	£4.95
FAULT FINDING ELECTRONIC PROJECTS BP391.....	133 pages	£4.99
GETTING STARTED IN PRACTICAL ELECTRONICS BP345. Owen Bishop.....	198 pages	£4.95
HOW TO TEST ALMOST EVERYTHING ELECTRONIC.....	326 pages	£15.95
NEWNES AUDIO AND HI-FI ENGINEER'S POCKET BOOK Third Edition. Vivian Capel.....	210 pages	£12.95
NEWNES ELECTRONICS ENGINEER'S POCKET BOOK. Keith Brindley.....	306 pages	£12.95
POWER SUPPLY PROJECTS BP76. R.A. Penfold.....	89 pages	£3.99
PREAMPLIFIER & FILTER CIRCUITS BP309. R.A. Penfold.....	92 pages	£3.95
PRACTICAL ELECTRONIC FILTERS BP299. Owen Bishop.....	89 pages	£4.95
PRACTICAL ELECTRONICS HANDBOOK. Ian Sinclair.....	439 pages	£13.95
PRACTICAL OSCILLATOR CIRCUITS BP393. A. Flind.....	136 pages	£4.99
TEST EQUIPMENT CONSTRUCTION BP248. R.A. Penfold.....	104 pages	£3.99
*THE ART OF SOLDERING BP324. R. Brewster.....	84 pages	£3.99
UNDERSTANDING BASIC ELECTRONICS (ARRL).....	314 pages	£15.50
VALVE AMPLIFIERS. Morgan Jones.....	374 pages	£25.00
W1FB'S DESIGN NOTEBOOK (ARRL). Doug DeMAW W1FB.....	195 pages	£7.50

Data

ARRL ELECTRONICS DATA BOOK. Doug DeMaw W1FB.....	260 pages	£8.95
ELECTRONIC HOBBYIST DATA BOOK BP396. R.A. Penfold.....	242 pages	£5.95
PRACTICAL ELECTRONICS CALCULATIONS AND FORMULAE BP53. F.A. Wilson.....	249 pages	£3.95
PRACTICAL ELECTRONIC DESIGN DATA BP316. Owen Bishop.....	327 pages	£5.99
PRACTICAL RF HANDBOOK 2ND EDITION. Ian Hickman.....	302 pages	£18.95
SECRETS OF RF CIRCUIT DESIGN. Joseph Carr.....	405 pages	£23.95
SOLID STATE DESIGN FOR THE RADIO AMATEUR (ARRL) Les Hayward W7Z0I & Doug DeMaw W1FB.....	256 pages	£11.50
SPREAD SPECTRUM SOURCE BOOK.....	320 pages	£15.50
TOWERS INTERNATIONAL MOSPOWER & OTHER FET SELECTOR.....	140 pages	£19.95
TOWERS INTERNATIONAL TRANSISTOR SELECTOR - UPDATE 5.....	476 pages	£24.95
TRANSISTOR DATA TABLES (BP401).....	178 pages	£5.95

Projects

BUILD YOUR OWN INTELLIGENT AMATEUR RADIO TRANSCEIVER. Randy L. Henderson.....	350 pages	£24.95
COIL DESIGN & CONSTRUCTION MANUAL BP160. B.B. Babani.....	106 pages	£3.95
HOW TO DESIGN & MAKE YOUR OWN PCBs BP121. R.A. Penfold.....	66 pages	£2.50
MORE ADVANCED POWER SUPPLY PROJECTS BP192. R.A. Penfold.....	92 pages	£2.95
PROJECTS FOR RADIO AMATEURS & SWLs BP304. R.A. Penfold.....	92 pages	£3.95
RADIO RECEIVER PROJECTS YOU CAN BUILD.....	312 pages	£19.95
SIMPLE SHORT WAVE RECEIVER CONSTRUCTION BP275. R.A. Penfold.....	88 pages	£3.95

Valves/Tubes

ELECTRON TUBE LOCATOR. George H. Fathauer.....	350 pages	£21.95
ESSENTIAL CHARACTERISTICS (TUBES & TRANSISTORS) (Original publishers General Electric) Re-published by Antique Electronic Supply (Arizona).....	475 pages	£10.50
HANDBOOK OF RADIO, TV, INDUSTRIAL & TRANSMITTING TUBE & VALVE EQUIVALENTS.....	60 pages	£2.95
RADIO VALVE GUIDE BOOK VOL 1.....	54 pages	£2.95
RADIO VALVE GUIDE BOOK VOL 2.....	42 pages	£2.95
RADIO VALVE GUIDE BOOK VOL 3.....	40 pages	£2.95
RADIO VALVE GUIDE BOOK VOL 4.....	48 pages	£2.95
RADIO VALVE GUIDE BOOK VOL 5.....	44 pages	£2.95
RCA RECEIVING TUBE MANUAL (Original Publishers Radio Corporation Of America). Re-published by Antique Electronic Supply (Arizona).....	384 pages	£10.50
RCA TRANSMITTING TUBES (Original Publisher Radio Corporation of America) Re-published by Antique Electronic Supply (Arizona).....	318 pages	£10.50
TUBE SUBSTITUTION HANDBOOK.....	150 pages	£15.50

Telephone

(01202) 659930

OR USE THE ORDER FORM ON PAGE 91
Please note: Cash not accepted with mail orders.



Trading Post

Please write clearly in **BLOCK CAPITALS** - up to a maximum of 30 words plus 12 words for your address, and send it together with your payment of £6.00 (£4.00 subscribers), to **Zoë Crabb, Trading Post, Short Wave Magazine, Arrowsmith Court, Station Approach, Broadstone, Dorset BH18 8PW**. If an order form is not provided due to space constraints, a form from a previous issue can be used as long as the cornerflash or Subscriber Number is attached as proof of purchase of the magazine. Adverts appear on a first-come-first-served basis. If there is not enough space to feature a Trading Post ad in the issue you request it is automatically entered into the next one. All queries to Zoë Crabb on (01202) 659910. We cannot accept advertisements from traders, or for equipment which is illegal to possess, use or which cannot be licensed in the UK. Please note that *SWM* are in no way liable for any loss incurred as a result of buying or selling via Trading Post.

For Sale

Amateur electronics dream come true, clocks, radios, valves, reel-to-reel cassette recorders, some 1950s spares record players, mixers, hairdryers, TVs, no reasonable offer refused. Tel: (0956) 488598.

AOR AR2001 home base scanner, good condition, £109. Andrew on (01766) 780043.

AOR AR7030 RX, boxed, fitted with extra 300Hz narrow filter, £530. NRD-515 h.f. RX, excellent condition, £400. Paul, Newbury. Tel: (01635) 867823 evenings, weekends, answerphone daytime.

AOR AR7030 RX, £450. Universal M8000 V7, latest model, still under guarantee, inc. colour monitor, £750. ICS FAX-4 weather FAX decoder, £140. Timewave DSP-599ZX digital signal processor, £180. Tel: (01904) 658928.

AR8000 scanner, condition as new, with soft case, boxed and manuals included, £200. Michael on (01953) 456920 anytime.

Grundig Satellite 700, £200. Grundig Satellite 5000, s.s.b., £150. Grundig Satellite 6000 + s.s.b., world-wide reception, £150. HF-150, like new, £200. Sony 2001D with airband, £150. FRG-7, £130. Sony PR080 + v.h.f., £130. Trio 9R-59, £70. Sony 77, £170. Normende world-band, £110. Tel: Middlesex 0181-813 9193.

Icom IC-R1 scanner whip rubber duck and Skyscan antennas, v.g.c., some scanning books, £175 o.n.o. Tel: Abingdon (01235) 831743.

Kenwood R-2000, manual, excellent condition, £250. Plessey Electronics receiver PR155G, £160. John, Lancs. Tel: (01695) 728945.

Lowe HF-225 receiver, excellent condition, £225. Also AR3000 all-mode scanner with Nevada Scanmaster base antenna, boxed, good condition, £250. Sell together for, £425, will pay postage. Derek on (01670) 826874 after 4pm.

NTR1 wideband noise and tone remover with 12V d.c. 800mA mains adapter, as new, boxed, £100. MFJ956

l.w./m.w./s.w. pre-selector tuner, mint, boxed, £20. Tel: (01926) 859697.

Realistic DX-394 short wave receiver, used twice, still boxed, as new, £95. Wife forces sale, price includes postage. Tel: Banbury (01295) 257819.

Short Wave Magazines, from 1987-1997, not all complete years, approx. 84, £35 the lot plus post. Tony, Bucks. Tel: (01628) 528893.

Signal R-535 airband v.h.f./u.h.f. scanner with battery pack, a.c. p.s.u., carrying case, etc., £280 mint condition. Opto 2300 hand-counter, 1MHz to 2.4GHz, new, unused, £50. Tel: (01482) 813439.

Silent key sale: Amateur, short wave and weather FAX equipment plus many extras, phone for details or request list. Colyn on (01624) 801592 evenings and weekends.

Sony CRF-320 world zone with swivel stand, £375. Sony 2001D with airband, £150. FRG-8800, mint condition, £250. HF-150, excellent receiver, £200. FRG-7, digital, like new, £130. Grundig multi-band, satellite 6001 world-wide reception, £115. Trio 9R59 a.m., s.s.b., £100. Tel: West London 0181-813 9193.

Sony ICF-SW55 radio, boxed, nearly new, complete with instruction book, £130 postage paid. Tel: (01754) 762359.

Sony ICF-SW55 receiver, still boxed and absolutely mint condition, complete with mains supply, headphones, compact antenna, plus original manuals, hardly used, an excellent bargain at, £185. John on (01246) 415967.

Stabilised p.s.u., 13.8V SOTA, 15A, £24. Maplin Gold, 7A, £14. Casio digital desk diary, model SF7000, 32K bytes, £28. Sephton, 16 Bloemfontein Avenue, Shepherds Bush, London W12 7BL. Tel: 0181-749 1454.

Timewave digital signal processor, model DSP-599ZX, very little use, excellent condition, boxed, complete, £215, carriage paid. Tel: Merseyside (01744) 883946.

Trio R-1000 communications receiver, excellent with manual, £250 or swap for something interesting. Tel: Plymouth (01752) 706337 or details to Tom, 23 Glenfield Way, Plymouth PL6 7NL.

Vectronics VC300D antenna tuner, 1.8-30MHz, 300W continuous, cross needles, forward/reflected s.w.r. meter plus 21 segment bargraph, built-in dummy load, manual, unmarked, excellent condition, £50. Tel: Basingstoke (01256) 473715.

XLT9000 hand-held scanner, fastest search and scan rate, twin turbo + variable step rate buttons with leather case, rechargeable batteries and charger, boxed, still guaranteed, £150! DX-394, ideal for beginner, short wave receiver, complete with long wire balun, aerial, boxed, £80. Adam, Oxford. Tel: (01865) 769271.

Yaesu FRG-100, excellent condition, £350. Realistic scanner 200ch., PRO-2039, £90. Tel: 0151-260 9347.

Yaesu FRG-9600 with manual, service manual, g.w.o., very clean, £250 o.n.o. + P&P. Sony PR070 h.f. + bands, p.s.b. band, £70 + P&P. AR8000 wide band RX with no gaps, g.w.o., £250 + P&P. Tel: Doncaster (01302) 844788 after 6pm.

Yupiteru MVT-225, very good condition, £105. Tel: (0836) 212971 or (01908) 610741.

Yupiteru MVT-7000 hand-held receiver, 7-1300MHz, w.f.m., n.f.m., a.m., 200 channel memory, case, strap, belt-clip, charger, NiCads, earpiece, boxed as new with instructions, ideal for air displays, etc., £130. Tel: Northampton (01604) 832862.

Wanted

All early wireless gear, crystal sets, valves, horn speakers, top prices paid for items by Marconi, Burndep, Pye, BTH, Gecophone, Ericsson, serious collector, will pay well and collect any area. Jim Taylor G4ERU, 5 Luther Road, Winton, Bournemouth BH9 1LX. Tel/FAX: (01202) 510400.

Eddystone models: 960, 890, 930, 358X with coils and p.s.u. please, any condition is OK, try and help if you can! Collection is possible, look in your shack now! Peter, Surrey. Tel: (01372) 454381 or (0374) 128170 anytime.

Pre 1984 editions WRTH with receiver reviews, also old radio brochures, Grundig, Panasonic, etc. R.J. Webley, 25 Kensington Place, Newport, Gwent NP9 8GP.

Sony 1000T. Tel: (01745) 710363.

ORDER FORM

PLEASE WRITE IN BLOCK CAPITALS

I enclose Cheque/P.O. for £..... (£4.00/£6.00)

Made payable to *PW Publishing Ltd.*

Please insert this advertisement IN THE NEXT AVAILABLE ISSUE OF SHORT WAVE MAGAZINE

Name

Address.....

.....

.....

.....

Post Code

Credit Card Details

Card Number

.....



Signature

Expiry date of card.....

FOR SALE/WANTED/EXCHANGE maximum 30 words

(30)

CONTACT DETAILS maximum 12 words

(12)

SUBSCRIPTION RATES

Please enquire for airmail rates

SHORT WAVE MAGAZINE - 6 MONTHS

£16.50 (UK)

SHORT WAVE MAGAZINE - 1 YEAR

£30.00 (UK) £35.00 (Europe)

£38.00 (Rest of World Airmail) £45.00 (Rest of World Airmail)

Please Send me my Free copy of *Short Wave Communications*.

SPECIAL JOINT SUBSCRIPTION WITH PRACTICAL WIRELESS (1 YEAR)

£50.00 (UK) £59.00 (Europe Airmail)

£63.00 (Rest of World Airmail)

£74.00 (Rest of World Airmail)

Please start my subscription with the.....issue.

MONITORING TIMES - 1 Year (12 issues)

£38 (UK) £43 (Europe Airmail)

£49 (Rest of World Airmail)

SATELLITE TIMES - 1 Year (12 issues)

£38 (UK) £43 (Europe Airmail)

£49 (Rest of World Airmail)

BINDERS

Please send meSWM Binders at **£6.50**£

Postal charges: £1 for one, £2 for two or more (overseas surface)

FREE P&P if you order two or more (UK only)£

Please send me the following books

.....£

.....£

.....£

.....£

.....£

Postal charges.

UK: £1 for one, £2 for two or more.....£

Overseas:

£2.00 per item.....£

NEW FASTER NEXT DAY SERVICE (UK)

(For orders received before noon) £4.00.....£

GRAND TOTAL£

Order Form

FOR ALL MAIL ORDER PURCHASES IN *SHORT WAVE MAGAZINE*

You can now order on-line.

See www.pwpublishing.ltd.uk/books/ for more information

TELEPHONE ORDERS TAKEN ON (01202) 659930

between the hours of 9.00am - 5.00pm. Outside these hours your order will be recorded on an answerphone

FAX ORDERS TAKEN ON (01202) 659950

Or please fill in the details ticking the relevant boxes, a photocopy will be acceptable to save you cutting your treasured copy!

To: PW Publishing Ltd., FREEPOST, Arrowsmith Court, Station Approach, Broadstone, Dorset BH18 8PW.

PAYMENT DETAILS

Name

Address

.....Postcode

Telephone No.

I enclose cheque/PO (Payable to PW Publishing Ltd.) £

Or

Charge to my MasterCard/Visa/Switch/AMEX Card the amount of £

Card No.



Valid from.....to.....

SignatureTel:.....

Issue No:

Orders are normally despatched by return of post but please allow 28 days for delivery. Prices correct at time of going to press. **Please note:** all payments must be made in Sterling. Cash not accepted.

TELEPHONE ORDERS TAKEN ON (01202) 659930

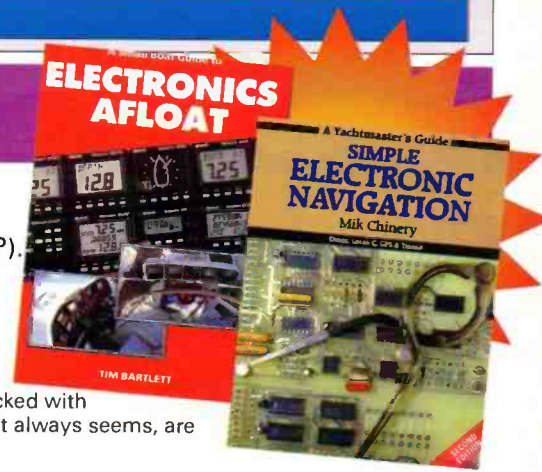
FAX ORDERS TAKEN ON (01202) 659950

STAR BUY

This month we're giving you the chance to buy a copy of **Simple Electronic Navigation** (RRP £8.95) & **Electronics Afloat** (RRP £11.95) for the **special price** to SWM readers of **only £5 each** (+ P&P). An ideal package for both ocean going readers and those looking for background information.

Simple Electronic Navigation explains in simple terms how to get the best from your equipment, how to install and program the system, how to use it to the best advantage on a trip and how to use the additional features incorporated within your set. This book is packed with practical ideas, tests and tricks only rarely found in the manufacturers' handbooks which, it always seems, are written by experts for experts.

Electronics Afloat tells you everything you need to know about electronic navigators: GPS, Transit, Loran, Decca, chart plotters, depth sounders, flux-gate compasses, logs and wind indicators, autopilots, interfacing, performance computers, power supplies and installation. This book will answer all your questions from which devices you should invest in first to finding a system to suit your particular needs.



TO ORDER THESE BOOKS, USE THE ORDER FORM ABOVE OR CALL THE CREDIT CARD & ORDER HOTLINE ON (01202) 659930 AND QUOTE SWM?

Advertisers index

Aerial Techniques	71
AKD	23
AOR	40/41
ARC	73
ASK Electronics	35
Carrier Wave UK	23
Chelcom Aerials	38, 87
Chevet Supplies	83
Flightdeck	79
Foztech Communications	87
Harlow ARS Rally	74
Haydon Communications	29, 30/31
Howes, C M	74
Icom UK	IBC
Interproducts	71
Javiation	59
Jaycee Electronics	87
Lake Electronics	59
Leicester AR Show	79
Lowe Electronics	18/19, OBC
Martin Lynch & Son	46/47
Moonraker	79
Multicomm 2000	52/53, 66/67
Nevada Communications	IFC/1, 24/25
Northern Shortwave Centre	87
Optoelectronics	2
PDSL	79
Pervisell	79
Photavia Press	83
Photo Acoustics	62
Remote Imaging Group	74
RSGB	84
SatelliteTimes	87
Simon Collings	87
SMC	20
Solid State Electronics	84
Spectrum Communications	38
SRP Trading	51
Sunrise Electronics	45
The Shortwave Shop	84
Timestep Weather Systems	83
Waters & Stanton	12/13

PUBLISHED on the fourth Thursday of each month by PW Publishing Ltd., Arrowsmith Court, Station Approach, Broadstone, Dorset BH18 8PW. Printed in England by Southernprint (Web Offset), Factory Road, Upton Industrial Estate, Poole, Dorset BH16 5SN. Tel: (01202) 622226. Distributed by Seymour, Windsor House, 1270 London Road, Norbury, London SW16 4DH. Tel: 0181-679 1899, Fax: 0181-679 8907, Telex: 881245. Sole Agents for Australia and New Zealand - Gordon and Gotch (Asla) Ltd.; South Africa - Central News Agency Ltd. Subscriptions INLAND £30, EUROPE £35, REST OF WORLD (Airsaver) £38, REST OF WORLD (Airmail) £45 payable to SHORT WAVE MAGAZINE, Subscription Department, PW Publishing Ltd., Arrowsmith Court, Station Approach, Broadstone, Dorset BH18 8PW. SHORT WAVE MAGAZINE is sold subject to the following conditions, namely that it shall not without the written consent of the publishers first having been given, be lent, re-sold, hired out or otherwise disposed of by way of trade at more than the recommended selling price shown on the cover and that it shall not be lent, re-sold, hired out or otherwise disposed of in a mutilated condition or in any unauthorised cover by way of Trade, or affixed to or as part of any publication or advertising, literary or pictorial matter whatsoever.

Next Month in Practical Wireless, the magazine that brings you Amateur Radio & So Much More

Coming Next Month in

PRACTICAL WIRELESS

THE UK'S BEST SELLING INDEPENDENT AMATEUR RADIO MAGAZINE

Next Month in *Practical Wireless*, the magazine that brings you Amateur Radio & So Much More

THREE REVIEWS!

The new IC-Q7 is the latest hand-held from Icom - Richard Newton GORSN shares his thoughts on this 'miniature' transceiver.

Rob Mannion G3XFD has been busy putting the new SGC SG2020 QRP Transceiver through its paces - read his review to find out how it fares.

Keen kit builder Clive Hardy G4SLU has been busy building the 1251 RF Counterpoise and the 1202 SWR Wattmeter from the Ten Tec range.

RADIO BASICS!

Re-live or discover the wonders of radio with G3XFD's monthly column and from this issue we've doubled the dosage too, two pages!

ELECTRONICS IN ACTION!

Tex Swann G1TEX's column brings together hints, tips, news and mini-reviews and much more to delight the hobbyist!

Plus all your regular favourites including

News
Carrying on The Practical Way
Radio Scene
Bargain Basement
Valve & Vintage

* Contents subject to change

PW

**CAN YOU AFFORD TO MISS IT? -
AUGUST ISSUE ON SALE 9 JULY 1998
PLACE YOUR ORDER TODAY!**


ICOM

IC-PCR1000

LISTEN TO ALL THAT'S GOING ON... ON YOUR PC!

The explosive growth of the Internet in recent years has brought a wealth of information to PC users the world over. However, long before the Internet even existed, the airwaves have been filled with communications of all kinds - broadcast radio and television, Ham, special services and aviation to name just a few. The IC-PCR1000 is a versatile, new radio interface that lets you listen to this exciting world from your computer.

- An exciting new radio receiving idea!
- For today's listener who doesn't want to miss a thing!
- Not a knob in sight, use your keypad and mouse instead.
- **3 Interface screens to choose from -**
 1. Display screen showing all you need, as on a real receiver.
 2. Component screen for tuning and mode choice etc.
 3. Radio screen shows presets for stations and frequencies etc.
- External connection for your PC or laptop.
- Real-time bandscope function for easy location of the busiest frequencies.
- All-mode Rx - 100kHz~1300MHz.
- **NEW!!!** UT-106 DSP Digital Filter Unit for Automatic Notch Filtering and Improved Noise Reduction.



UT-106 DSP Rx Filter Unit



PC not included

Icom (UK) Ltd. Sea Street Herne Bay Kent CT6 8LD. Telephone: 01227 741741. Fax: 01227 741742.
internet: <http://www.icomuk.co.uk> e-mail: icomsales@icomuk.co.uk

Count on us!



1..2..3...

GO FOR THE NEW LOWE CATALOGUE

COMMUNICATIONS

AMATEUR RADIO

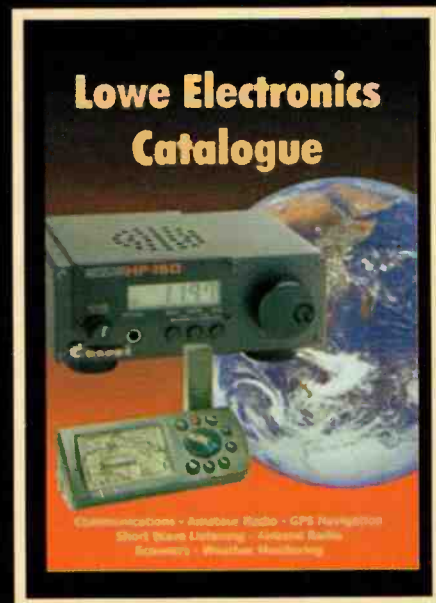
GPS NAVIGATION

SHORT WAVE LISTENING

AIRBAND RADIO

SCANNERS

WEATHER MONITORING



Over the last 20 years we have built a solid reputation with our customers for providing exciting and innovative products, backed up by the finest service and support expertise available anywhere in the UK. We have specialised in the sale of everything for the airband radio enthusiast, ranging from simple VHF only receivers to multiband scanners covering all civil, military and HF communications channels. We manufacture some of the best short wave receivers in the world, and also supply radio decoding software, ham radio equipment, weather monitoring station equipment and much, much more. We have just produced our first ever 80 page full colour mail order catalogue, and you now have the chance to receive this **ABSOLUTELY FREE**. With no obligation to purchase at all, we are confident that you will find one of the most comprehensive product offerings in this area of technology available anywhere in the world. We are also confident that you will find something there to interest

you. Just send four first class stamps to cover the postage to Low Electronics, and we will send our bumper colour catalogue by return.



LOWE ELECTRONICS LTD

Chesterfield Road
Matlock
Derbyshire DE4 5LE
Telephone 01629 580800
Fax 01629 580020
Email: info@lowe.co.uk
URL: <http://www.lowe.co.uk>