

FOR THE
RADIO LISTENER

shortwave magazine

April 1992 £1.75 ISSN 0037 - 4261

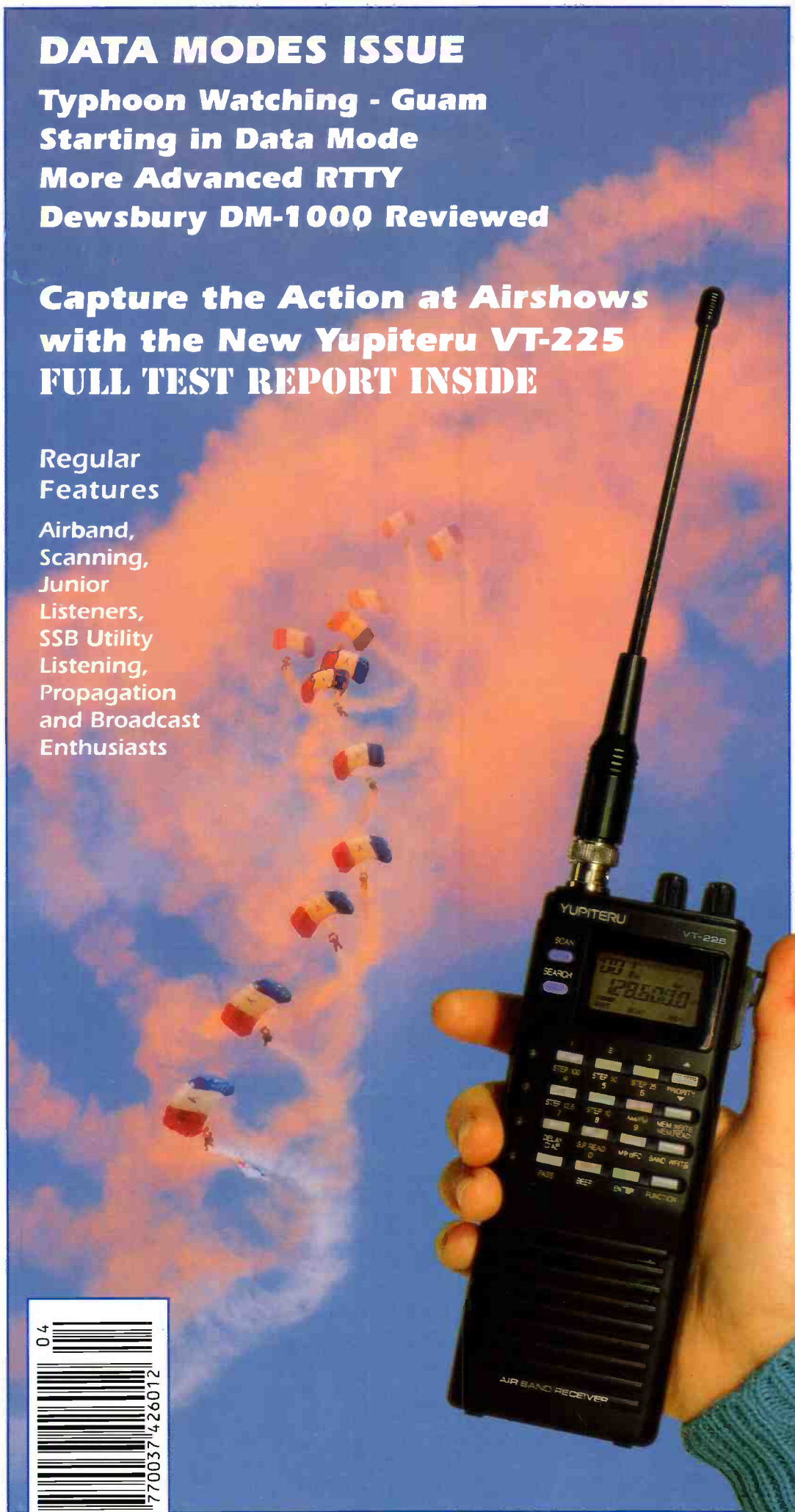
DATA MODES ISSUE

**Typhoon Watching - Guam
Starting in Data Mode
More Advanced RTTY
Dewsbury DM-1000 Reviewed**

**Capture the Action at Airshows
with the New Yupiteru VT-225
FULL TEST REPORT INSIDE**

Regular Features

Airband,
Scanning,
Junior
Listeners,
SSB Utility
Listening,
Propagation
and Broadcast
Enthusiasts



NEVADA™

Extra Wideband Scanning Power New Models With Even More Facilities!

JUST RELEASED. NEW HP2000

Now with continuous coverage featuring a complete re-design and new p.c.b. layout

* Frequency coverage:- 500KHz - 1300MHz with no gaps

- * 1,000 channel memory
- * Receives AM - FM - Wideband FM
- * Search steps selectable from 5KHz to 995KHz
- * Keypad or rotary tune controls
- * Switchable 10dB attenuator

Each set is supplied with:-

- * Full set of high power NiCad rechargeable batteries
- * UK spec. charger
- * Three antennas - VHF, UHF, short wave telescopic
- * Carrying case, belt clip, shoulder strap
- * Dc cable for car cigar adaptor supply
- * Earpiece for private listening.....

£269

NEW Nevada MS1000 Mobile/Base Scanner

An exciting new scanner with all the specifications of the HP200 above plus:-

- * Switchable audio squelch
- * Tape recorder output socket
- * Automatic tape recorder switching circuit switches tape recorder on when a signal is present
- * All metal case for improved EMC compatibility.....

£279



Available From Authorised Dealers Throughout The UK.

Nevada Communications, 189 London Road, North End, Portsmouth. PO2 9AE

Send in £2 now for our LATEST CATALOGUE with full details of our complete product range (includes a £2 voucher).

**VOL. 50 ISSUE 4 APRIL 1992
ON SALE MARCH 26**

(Next Issue on sale APRIL 23)

EDITOR: Dick Ganderton, C. Eng., MIEE, G8VFN

ART EDITOR: Steve Hunt

NEWS & FEATURES: Elaine Richards G4LFM

TECHNICAL ARTIST/PHOTOGRAPHER: Rob Mackie

EDITORIAL

Enefco House, The Quay,

Poole, Dorset BH15 1PP

TEL: (0202) 678558

FAX: (0202) 666244

CREDIT CARD ORDERS: (0202) 665524

(Out of hours service by answering machine)

ADVERTISEMENT DEPARTMENT

ADVERTISEMENT MANAGER

Roger Hall G4TNT

TEL: 071-731 6222

FAX: 071-384 1031

ADVERTISEMENT PRODUCTION (Poole)

Marcia Brogan

TEL: (0202) 676033

FAX: (0202) 666244

© PW PUBLISHING LTD. 1992.

Copyright in all drawings, photographs and articles published in *Short Wave Magazine* is fully protected and reproduction or imitation in whole or in part is expressly forbidden. All reasonable precautions are taken by *Short Wave Magazine* to ensure that the advice and data given to our readers is reliable. We cannot however guarantee it and we cannot accept legal responsibility for it. Prices are those current as we go to press. *Short Wave Magazine* is published monthly for \$45 per year by PW Publishing Ltd., Enefco House, The Quay, Poole Dorset BH15 1PP. Second class postage paid at Middlesex, NJ. Postmaster: send address changes to C & C Mailers International, 40 Foxhall, Middlesex, NJ 08846.

- 10** US Naval Oceanography
Command Center Guam
Howard Bird
- 12** QSL Addresses
- 15** Time Division and Frequency
Division Multiplexing
Mike Richards G4WNC
- 20** Dewsbury Easy Reader DM-1000
Review
Mike Richards G4WNC
- 25** Starting In Data Mode
- 28** The Golden Years
Stan Crabtree G30XC
- 34** Yupiteru VT 225 Review
Chris Yates

Cover:

The Yupiteru VT 225 is the subject of the *SWM* Test Report on page 34, where Chris Yates reveals all about this great little hand-held. The cover shot shows the advantages of listening to the airband channels, hear those parachutists as they prepare to jump!



REGULARS

- | | | | |
|----|------------------------|----|-----------------------|
| 44 | Airband | 53 | Long Medium & Short |
| 39 | Amateur Bands Round-up | 59 | Off The Record |
| 66 | Book Service | 6 | News |
| 51 | Decode | 36 | Propagation |
| 40 | DXTV Round-up | 12 | RadioLine |
| 2 | Editorial | 4 | Rallies |
| 4 | Grassroots | 38 | Satellite TV News |
| 47 | Info in Orbit | 45 | Scanning |
| 68 | Index to Advertisers | 2 | Services |
| 5 | Junior Listener | 37 | SSB Utility Listening |
| 2 | Letters | 69 | SWM Subscribers' Club |
| 31 | Listen With Grandad | 69 | Trading Post |

editorial



SWM SERVICES

Subscriptions

Subscriptions are available at £21 per annum to UK addresses £23 in Europe and £25 overseas. Subscription copies are despatched by Accelerated Surface Post outside Europe. Airmail rates for overseas subscriptions can be quoted on request. Joint subscriptions to both *Short Wave Magazine* and *Practical Wireless* are available at £34 (UK) £37 (Europe) and £39 (rest of world).

Components for SWM Projects

In general all components used in constructing SWM projects are available from a variety of component suppliers. Where special, or difficult to obtain, components are specified, a supplier will be quoted in the article.

The printed circuit boards for SWM projects are available from the SWM PCB Service.

Back Numbers and Binders

Limited stocks of most issues of SWM for the past five years are available at £1.80 each including P&P to addresses at home and overseas (by surface mail).

Binders, each taking one volume of the new style SWM, are available price £5.50 plus £1 P&P for one binder, £2 P&P for two or more, UK or overseas. Please state the year and volume number for which the binder is required. Prices include VAT where appropriate.

Orders for p.c.b.s, back numbers, binders and items from our Book Service should be sent to **PW Publishing Ltd., FREEPOST, Post Sales Department, Enefco House, The Quay, Poole, Dorset BH15 1PP**, with details of your credit card or a cheque or postal order payable to PW Publishing Ltd. Cheques with overseas orders must be drawn on a London Clearing Bank and in sterling.

Credit card orders (Access, Mastercard, Eurocard or Visa) are also welcome by telephone to Poole (0202) 665524. An answering machine will accept your order out of office hours.

The Airband Special Feature in the February issue went down particularly well, as you can see from some of the letters published this month.

For the rest of the year, we have several very interesting specials lined up for you. Next month we will home in on the religious broadcasters - those very popular short wave broadcast stations around the world listened to by many of our readers.

Novice Licence Review

The first year of the newly introduced Novice Licence will be the subject of a review by the Radio-communications Agency. They would like as much input as possible from any readers, including instructors, who have had experience of the Novice Licence, Test or courses.

As at the end of January some 272 Novice Licences had been issued, mostly Class B. It is interesting to

note, though, that a further 487 had passed the Test, but had not yet applied for a licence! I wonder why?

If you have any comments to make, then the Secretary of the Novice Licence Review Group, Room 613, Waterloo Bridge House, London, SE1 8UA, would like to hear from you.

Reaction

I know from your comments that you enjoyed the

constructional articles that have appeared in SWM. Well, next month, all being well, I plan to start a series of articles detailing the construction of a novel receiver with reaction designed by well-known author, Ian Hickman.

This project will cover the 3.5MHz (80m) amateur band and should give constructors a great deal of pleasure as they listen to amateur single sideband and Morse transmissions on a receiver of their own creation.

letters

Dear Sir

First may I thank you for such an enjoyable and informative publication.

I read with interest your novel feature regarding the construction of a short wave crystal set in the December issue.

Although I was unable to enter the competition as I had no time to make one until the Christmas holidays, I did indeed find the results quite staggering, with the reception of stations from all over the world obtained within the first few hours.

This simple project can help greatly with the understanding of radio; I spent some time finding the best coil arrangement, capacitor and diode. However, it also raised questions with regard to the more complex theory of radio, one example being the properties of inductors and tuning capacitor in the tuned circuit relating to the *Q* obtained. I found a great improvement using the toroidal coil over an alternative coil wound on a ferrite rod.

Perhaps SWM could cover these subjects in more depth in future issues.

The equipment I normally use is a Sony ICF-7600DS radio, a T and a pi a.t.u. with random wire antennas in the loft, Howes and Maplin audio filters, v.h.f. dipole in the loft, 15in and hexagonal loop m.w./l.w. antennas and an ERA Microreader MkII.

M. Smith
Warwickshire

Dear Sir

Following the two recent articles in SWM on the subject of non-directional beacons and aero Radiobeacons in February, I have become interested in this aspect of DXing.

I have found that I can indeed receive a substantial number of these stations and many of them have been logged in my s.w.l. logbook.

However, I have also found that I am able, with my receiving station, to DX these beacons well into Europe, but alas have no way of identifying a large number of them. Can any reader inform me as to where I can purchase a publications that will enable me to do this?

My thanks to Ben Nock, Percy Tannac and Colin Frowen (as well as SWM) for their articles on a very interesting aspect of the short wave hobby.

**Leighton Smart GWOLBI/
GW20049**
Trelewis

letters

Dear Sir

I feel I must congratulate, through your pages, the staff of the Tatung UK Service Division and C.M. Howes Communications.

A few months ago, the whip antenna on my Tatung TMR7602 (an excellent receiver) broke. Despite searches through various catalogues and a visit to my dealer I could not obtain another antenna the same length. Luckily in a TV servicing book I noticed the address of the Tatung UK service division and although it stated 'trade only' I thought I would write. Imagine my surprise when I received a quotation within three days of me posting my enquiry. I sent off a cheque straight away and received my antenna after another three days. A truly fantastic service considering I am not 'trade'.

I must also congratulate the staff of C.M. Howes Communications. I posted an order to them for an antenna kit and was really pleased to receive my goods within five days. I understand large companies can meet speedy delivery times, but speedy dispatch like this from a small company and a service department (and the Post Office), in my view, certainly deserves congratulation.

A Hammond, Stroud

Dear Sir

I am afraid that Mr J Alton in his letter in the February 1992 issue of *SWM*, is at fault with his equipment terminology. The TR9 was a self-contained remote controlled h.f. receiver transmitter, which was used mainly in fighter aircraft. It was replaced, first by the TR1133 and then by the TR1143, both of them four channel, crystal controlled v.h.f. sets.

The set Mr Alton refers to, was the R1082/T1083, which was the main h.f. rig for long distance communications in aircraft in the early days of WWII. The R1082 was a straight set, a 2V3 in the old definition, it had two r.f. stages, one untuned, a detector, two a.f. stages and an output stage. It had its own power supplies, a 2V accumulator for the filaments, a 9V grid bias battery, tapped every 1.5V and a 120V h.t. battery tapped at 90 and 60V.

The plug-in coils were for the r.f. and detector stages, they were colour-coded so that they could not be inserted incorrectly into the front of the set, this would have been quite easy to do in the cramped, noisy and dim conditions of a bomber aircraft, especially in a Hampden, which had a very narrow fuselage, if they had not been colour coded. Those readers who have come across the later T1154 transmitter with its red, blue and yellow tuning knobs, will understand this.

The companion transmitter was the T1083. This was a two-valve MO/PA also with plug-in coil sets, though much bigger than the receiver coil sets. The h.t. for this set came from a dynamotor that gave out 1300V, if my memory is correct.

This set-up lasted until the well-known R1155/T1154 came into general use. Intercommunications between the crew was handled by a separate two-valve a.f. amplifier, the A1134, also with its own power supplies.

I, myself, was a ground wireless operator mechanic, who spent all my time with fighter aircraft, although our training covered all equipment in use, even the ground station equipment.

J P Olway, Paignton

Short Wave Magazine, April 1992

Dear Sir

The letter from John L Alton regarding his early experiences in the Royal Air Force was interesting, but as my memory serves me, being a wartime wireless operator mechanic, seems to contain errors.

The TR9, as I recall, was a fairly short range high frequency telephony transceiver, using 2V valves with an enclosed h.t. battery and a 2V rechargeable acid cell. It was crystal controlled and I am not sure how many channels it had. I know it could be operated on the 'darkie' or emergency frequency of 6.44MHz. There was certainly no box of coils associated with it.

A neat case of coils was, however, used in the 1082 receiver, used with the associated 1083 transmitter. This was the c.w. fore-runner before the 1154/1155 was introduced. The 1082 was a straight set 2 x r.f. - detector and 2 a.f. (five valves) with volume and reaction and 2 plug in coils with two tuning controls. I believe the aerial coils were coloured green and the anode coils red. The case contained the necessary green and red coils to cover the ranges covered by the set.

The 1083 transmitter consisted on two quite large valves (master oscillator and power amplifier) with associated coils. The heaters were driven by the main aircraft supply, h.t. was provided by a motor generator giving 1000V. A trailing antenna was used on one of the ranges.

**R J Speed G3XPV
Shenfield**

IF YOU HAVE ANY POINTS OF VIEW THAT YOU WANT TO AIR PLEASE WRITE TO THE EDITOR. IF YOUR LETTER IS USED YOU WILL RECEIVE A £5 VOUCHER TO SPEND ON ANY *SWM* SERVICE.

The Editor reserves the right to shorten any letters for publication but will try not to alter their sense. Letters must be original and not have been submitted to other magazines. The views expressed in letters published in this magazine are not necessarily those of *Short Wave Magazine*.

Dear Sir

I bought the February '92 issue to use with GB2SCB, a Scout Communicators Badge course. The item on airband beacons was of interest, so on January 27 (cold & foggy here) I had a listen using an FT-767GX with a 14MHz dipole at 30ft. I also used the audio peak filter and the narrow band c.w. filter to sort out some signals. Please thank Ben Nock.

Freq	Call	Time	Comment
301.20	CN	1350	Weak
301.20	SU	1351	Weak
310.50	PS	1356	Weak
311.77	KH	1358	Weak
316.97	OE	1401	Weak, Heathrow
317.53	VS	1406	Weak
318.90	LEC	1407	S2
322.71	WPL	1414	Weak
322.71	SBL	1414	Weak, on same freq as above
325.50	BAE	1415	Weak
335.40	WCO	1419	Weak
340.00	HAW	1420	S4, Hawarden
343.70	OLD	1422	S2
347.20	GX	1426	Very Weak
349.20	LPL	1427	S7, Liverpool
374.00	RNR	1433	Very Weak, Radnor
379.40	WFD	1438	Very Weak
387.50	MCR	1439	S5, Manchester
395.70	NE	1443	Weak, Heathrow
407.20	GAR	1446	Very Weak, Dublin

I have no idea of the location of most of these beacons, but had a fine hour making the list.

One other comment is about the Hawarden beacon. Its letter 'W' has almost no space between the first and second dash making it difficult to resolve, so how a non-Morse pilot reads it I don't know!

Thanks for a nice mag. I always buy it when I am going to do a lot of listening. It's the best listeners' magazine.

Albert Heyes, Warrington

grassroots

rallies

* Short Wave Magazine & Practical Wireless in attendance *

April 5: The 6th Launceston Amateur Radio Rally will be held at Launceston College. Doors open 10.30am. **Maggie.** Tel: (040921) 219.

April 12: The Cambridgeshire Repeater Group are holding their annual rally at the Philips Communications Systems Catering Centre, St Andrews Road, Chesterton, Cambridge. Doors open at 10.30am. **Mike G6COQ.** Tel: (0223) 440373.

April 19: The Centre of England Easter Sunday Radio & Electronics Rally will be held at the National Motorcycle Museum, Bickenhill, near the NEC off the M42 at Junction 6. Doors open 10.30am (10am for disabled) and admission is £1 (concessions for RAIBC members and Senior citizens). Over 60 traders in three large halls, ample free parking, bring & Buy, talk-in on S22, bar & restaurant. **Frank Martin G4UMF.** Tel: (0952) 598173.

April 26: Bury Radio Society will be holding Hamfeast '92 at the Castle Leisure Centre, Bolton Street, Bury. **L.H. Jones, Mosses Community Centre, Cecil Street, Bury.**

May 3: The National Vintage Communications Fair will be held at the NEC. It's a one-day event for specialist collectors and others interested in buying and selling vintage radios, telephones, televisions, jukeboxes, gramophones, records and other related mechanical-music items, ancient or modern.

May 4: Dartmoor RC Rally will be held at St Paul's Church Hall, Yelverton. Doors open at 10.30am. Free parking, usual traders, refreshments, Bring & Buy. **George Spray.** Tel: (0822) 853885.

May 10: The 8th Yeovil QRP Convention will be held at the Preston Centre, Monks Dale, Yeovil. Doors open at 9am with admission £1.50 including a lucky draw programme. 10.15am - Chordal Hop to VK, 11.30am - An 80m Construction Project, 2pm - HF Antennas to Match Your Garden, 3.15am - Watch the Birdies. The convention closes at 5pm.

May 17: The annual Parkanaur Amateur Radio Rally will be held in the Silverwood Hotel, Lurgan, Co. Armagh. The rally will be open from 12 noon. Proceeds from the rally go to the Stanley Eakins Memorial Fund. **Jim Lappin.** Tel: (0762) 851179.

May 24: The 16th Annual East Suffolk Wireless Revival will be held at the Maidenhall Sports Centre, Maidenhall Approach, Ipswich. Doors open at 10am. There will be a massive Bring & Buy, car boot sale, antenna measurements and all the usual traders. **Syd Mason.** Tel: (0473) 748515.

***May 30/31:** RSGB National Rally at NEC Birmingham. This is the RSGB's 'big one'. More details when we get them!

Acton, Brentford & Chiswick RC: 3rd Tuesdays, 7.30pm. April 21 - Problems Relating to Remote Control of Small Loop Antennas, discussion led by G3OJX. Paul Truitt G4WQO. 071-938 2561.

Aylesbury Vale RS: Wednesdays. The Village Hall, Hardwick. April 1 - Aspects of VHF Antennas by G3MEH, 15th - Linear Amplifiers by G3RZP. Martin G4XZJ. (0296) 81097.

Barnsley & DARC: Mondays, 7.15pm. Darton Hotel, Station Road, Darton, Barnsley. April 6 - Talk by Radiocommunications Agency, 13th - Theatre Lighting by G8SVX, 27th - Getting Started on Satellites by G4JJ. Ernie G4LUE. (0226) 716339.

Bromley & DARS: 3rd Tuesdays, 7.30pm. The Victory Social Club, Kechill Gardens, Hayes. April 21 - Antenna Matching Units by A.R. Bartle. Geoffrey Milne. 081-462 2689.

Chelmsford ARS: 1st Tuesdays, 7.30pm. Marconi College, Arbour Lane, Chelmsford. April 7 - RTTY/AMTOR Systems by G3EDM. Roy Martyr. Chelmsford 353221 ext 3815.

Conwy Valley RC: 1st Thursdays, 7.15pm. The Studio, Penrhos Road, Colwyn Bay, Clwyd. April 2 - Visit by Dragon ARC, 'Return Debate'. Merlyn Jones GW4NNL, 72b Princes Drive, Colwyn Bay, Clwyd. (0492) 530725.

Derby & DARS: Wednesdays, 7.30pm. 119 Green Lane, Derby. April 1 - Foolish Junk Sale, 8th - AMTOR, What it is & How it Works by G3XOF, 15th - Radar, the Early Years by G0KIU, 22nd - Video Show, 29th - Cheese & Wine Party. Richard Buckby. Ambergate 852475.

Dronfield & DARC: 1st & 4th Mondays, 7.30pm. Room 3, Gladys Buxton School, Oakhill Road, Dronfield. Other Mondays, socials at the Fleur-de-Lys, Main Road, Unstone. April 6 - Quarterly Club Committee Meeting, 20th - No Meeting. Piers Oldham. Tel: (0246) 290444.

Edgware & DRS: Watling Community Centre, 145 Orange Hill Road, Burnt Oak. April 9 - AMTOR & SSTV by G0FAB, 23rd - Informal. Hank Kay G0FAB. (081-205 1023).

Grafton RS: 2nd & 4th Wednesdays, 8pm. Holy Trinity Club Hall, at the rear of Holy Trinity Church, Granville Road, London N4. Rod G0JUZ. 081-368 8154.

Hastings E&RC: 3rd Wednesdays, 7.45pm. West Hill Community Centre, Croft Road, Hastings. Fridays, 8.30pm. Ashdown Farm Community, Downey Close, Hastings. April 15 - Junk Sale. Reg Kemp. 7 Forewood Rise, Crowhurst.

Hoddesdon RC: 1st & 3rd Thursdays, 8pm. Conservative Club (side entrance), Rye Road, Hoddesdon. April 2 - Social Evening, 19th - Mark Francis of Waters & Stanton. Roy G4UNL. 081-804 5643.

Horndean & DARC: 1st Thursdays, 7.30pm. Horndean Community School, Barton Cross, Horndean. April 2 - Brains Trust. S.W. Swain. (0705) 472846.

Lincoln SWC: Wednesdays, 8pm. City Engineers Club, Waterside South, Lincoln. April 1 & 29 - Activity Night, 15th - Amateur TV Demo by G7AVU, 22nd -

Meteor Scatter by G4OLG. Patrick G0OSO, QTHR.

Manchester & DARS: Tuesdays, 7pm. Simpson Memorial Community Association, Moston Lane, Manchester M10 9NB. Roger G0KTR, QTHR.

Mansfield ARS: 1st Thursdays, 8pm. The Polish Catholic Club, off Windmill Lane, Woodhouse Road, Mansfield. April 2 - Satellite Communications by G4CUO and judging of home construction projects. Mary G0NZA. (0623) 755288.

Midland ARS: 3rd Tuesdays, 7.30pm. Headquarters Unit 22, 60 Regent Place, Birmingham B1 3NJ. April 21 - RSGB Talk, 24th - Atari Night, 27th - Computer Night. John Crane G0LAI. 021-628 7632 (evenings).

Norfolk ARC: Wednesdays, 7.30pm. The Norfolk Dumpling, The Livestock Market, Harford, Norfolk. April 1 - AGM, 8th - Radar by an Officer from RAF Neatishead, 15th - Informal & Committee Meeting, 22nd - Construction Contest, 29th - First HF NFD Briefing. Jack Simpson G3NJQ. (0603) 747992.

North Ferriby United ARS: Fridays, 8pm. North Ferriby United Football Social Club, Church Road, North Ferriby. April 3 - Discussion with G4VKK, 17th - Club Station on the Air, 24th - Packet Nodes by G6KIA. Frank Lee. (0482) 650410.

ARC of Nottingham: Thursdays, 7.30pm. Sherwood Community Centre, Mansfield Road, Nottingham. April 2 - AGM, 9th - Forum, 16th - Operators Guide to 144MHz by G7DII, 23rd - WAB Activity & Construction Evening, 30th - Electromagnetic Compatibility by G8SOZ. Rex Beastall. (0602) 733740.

Poole ARS: 2nd & last Fridays, 7.30pm. Lady Russell Coates House, rear of Jelico Theatre, Poole College of Further Education, Constitution Hill Road, Poole, Dorset. April 10 - AGM. V. Cotton. (0202) 760231.

RSGB City of Bristol Group: last Mondays, 7pm. The Small Lecture Theatre, Queens Building, University of Bristol, University Walk, Bristol. April 27 - RSGB Morse Testing System by G3ZJH. Dave Coxon G0GHH. (0275) 855123.

Salop ARS: Thursdays, 8pm. Old Buck's Head, Shrewsbury. Glenda G1YJB. (0939) 232090.

Saltash & DARC: 1st & 3rd Fridays, 7.30pm. TOCH Hall, Burraton, Saltash. B. Giles. (0752) 844321.

Sevenoaks & DARS: Sevenoaks DC, Council Offices, Argyle Road, Sevenoaks. April 27 - Direction Finding with the Dartford DF Club.

South Bristol ARC: Wednesdays. Whitchurch Folkhouse Assoc, Bridge Farm House, East Dundry Rd, Whitchurch. April 1 - CW Night, 8th - Visit to HTV Studios, 22nd - Weather Forecasting, How it Works by G0AWX, 29th - Mystery Subject by G3OUK. Len Baker. Whitchurch 832222.

Southgate ARC: 2nd & 4th Thursdays. Winchmore Hill Cricket Club Pavilion, Firs Lane, Winchmore Hill, London N21. April 9 - Grand Surplus Equipment Sale, 23rd - Club Construction Project. Brian Shelton G0MEE. 081-360 2453.

South Notts ARC: Fridays, 7pm. Highbank Community Centre or Fairham Community College, Farnborough Road, Clifton Estate, Nottingham. April 3 - Open Forum, 17th - Organising Contests by G4LPD, 24th - On the Air Night. Ray G7ENK. (0602) 841940.

Stockport RS: 2nd & 4th Wednesdays, 7.45pm. Room 14, Dialstone Centre, Lisburne Lane, Offerton, Stockport. April 8 - Test Equipment & Usage by G3NUQ, 22nd - Talk by Captain Thompson, Ex-Queen Mary Captain. John Verity G4ECI. 061-439 3831.

Stratford upon Avon & DARS: 7.30pm. The Home Guard Club, Main Road, Tiddington, Stratford-upon-Avon. April 13 - AGM & Surplus Sale, 27th - What's on 80m by G4PDP. A. Beasley G0CXJ. 060-882 495.

Three Counties RC: Alternate Wednesdays, 7.30pm. The Railway Hotel, Liphook, Hants. April 8 - Long Distance Micro-waves by G8KQW, 22nd - AGM. Dave G4VKC.

Torbay ARS: Fridays, 7.30pm. ECC Social Club, Highweek, Newton Abbot. April 24 - Talk by SWEB. Walt G3HTX. (0803) 526762.

West of Scotland ARS: Fridays, 8pm. Scout Shop, 21 Elmbank Street, Glasgow. April 10 - Electronic Developments in WX Predicting by GM4JYZ, 24th - WWII Radio Networks & Clandestine Operating by GM3EXX. K. Fox. Jack Hood. (0698) 350926.

Wimbledon & DARS: 2nd & last Fridays, 7.30pm. St Andrews Church Hall, Herbert Road, SW19. April 10 - General Activity Evening, 24th - Oscillators by G3DWW. Chris Frost. 081-397 0427.

Wirral ARS: 1st & 3rd Wednesdays, 7.45pm. Ivy Farm, Arrowe Park Road, Birkenhead, Wirral.

York ARS: Fridays, 7.30pm. York City Social Club, Bootham Crescent, York. K.R. Cass G3WVO. 4 Heworth Village, York.

Club Secretaries:

Send all details of your club's up-and-coming events to;
'Grassroots',
Lorna Mower

Short Wave Magazine, Enefco House,
The Quay, Poole, Dorset BH15 1PP

junior listener

Readers' Letters

David Conway (Swanscombe) has a station he's trying to identify. It's on the air around 7.15MHz, but as he doesn't have a digital radio that can only be regarded as approximate.

On October 28, he started receiving it at 0925, when it was playing *Baby Love* by Danni Minogue. The announcer spoke in a foreign language - not David's strong point - but he did pick out the words 'Bad Company'. Yes David, they are (or were) a pop group, but somewhat before your time! The music this station plays is only pop music and as that's David's preference, he'd like to know more about the station.

Well David, the number of stations this could be is huge, there are at least 9 stations listed for 7.15MHz alone in the 1992 *WRTH!* Even stations like the BBC, Radio Australia and Radio Canada International can't be ruled out as they may be transmitting one of their many foreign language programmes. Let's see if anyone out there can help from their own log book.

Chasing Awards

The Scarborough Amateur Radio Society are celebrating their 60th anniversary. To commemorate the occasion, they have a Diamond Jubilee Award available. Like many groups offering awards, they are not only open to the licensed amateur, but can be claimed by listeners on a 'heard basis'. This means you have to log both side of a contact, noting both callsigns, both SINPO codes as well as the date, time and frequency. You should also make any comments that will help the Award Manager check out your log.

Many Awards are very attractive and can make a change from QSL card chasing. There is often details of all kinds of awards on the 'News' pages in *SWM*, these are usually open to listeners.

The Scarborough ARS Award is open for contacts between 1 January and 31 December 1992, so you've lots of time to get logging.

You must hear one contact with the Society's Headquarters Station, G4BP, and five contacts with members of Scarborough ARS. The contact between the two stations in each case can be on any mode and any band, but not via repeaters.

If you would like a list of Scarborough ARS members, then send an s.a.e. to the Awards Manager.

An extract from your log is good enough, as the Awards Manager will verify all claims. The Award will cost you £2.00 for your certificate. Once you've heard the right number of stations, send your log (and £2) to: The Awards Manager, G4BP, c/o 10 Lowdale Avenue, Scarborough YO12 6JW.

Don't forget to let me know how you get on.

Museum Artifact

Here's one of those gems of information you can astound your friends with should you go on a school trip to the Science Museum or the British Library in London.

The British Library has a new item in its collections - a recording taken from a gramophone cylinder that belongs to the Science Museum. It was originally recorded 103 years ago! Now recently recovered, it may be the only surviving recording of Queen Victoria - well before any of your time (mine too!).

The National Sound Archive was initially called in because the technology to play the cylinder has disappeared. Using a modern electric phonograph and a variety of filtering techniques, including a new Computer Enhanced Digital Audio Restoration (CEDAR) technique they managed to play it.

The cylinder has three bands recorded on it. One has the shadow of a woman's voice, but no words can be made out. Another has a man's voice and some whistling. The final band has a woman's voice, and through a lot of noise the words, "Greetings...the answer must be...I have never forgotten" can be heard. Now, Morse is known to have gone to Balmoral to show the Queen the newly invented Graphophone cylinder recording system.

The cylinder itself, together with the electric phonograph and a model of the Graphophone, are on display at the Science Museum. It was donated in 1929 by Sydney Morse's son. Is this how the next few generations will be regarding our favourite CDs? If you're interested, this recording can be heard (free) at the British Library National Sound Archive, 29 Exhibition Road, London SW17. It's open Monday to Friday 10am to 5pm (9pm Thursdays).

Clubs to Join

A few months ago I mentioned the British DX Club and the Radio Prague Monitor Club. I now have some details of another two clubs, both especially interesting for the beginner or younger listener.

BRT - Belgische Radio en Televisie - have an International Listeners' Club. You need to send for an application (ask for a schedule too) and then send them two reception reports per month giving details on one or more of their four foreign language programmes. You then receive a club membership card, their magazine *Club Echo* and their QSL cards. Nothing could be simpler.

The address for the application and a schedule (so you know when and where to listen) can be obtained from: BRT, PO Box 26, 1000 Brussels, Belgium.

The next club is the World DX Club. It was founded in 1968 and has about 450 members, mostly in the UK. For your membership, you get a 36-page, A4 magazine that covers broadcast stations listening, medium wave, short wave and f.m., QSLing and programme listening.

The magazine is mailed out just 10 days after the deadline, so the information is up-to-date. The subscription rate is £10 for 12 issues of the magazine sent first class post or 13 issues sent second class.

If you're interested, send your subscription to: 17 Motpur Drive, Northampton NN2 6LY, unless you live in the USA, when you should send to: Richard D'Angelo, 2216 Burkey Drive, Wyomissing, PA 19610, USA.

I must admit, the bumper magazine I read kept me interested all the way through. I was especially envious of the short wave logbook - if only mine looked as good.



Jon Jones
PO Box 59
Fishponds
Bristol BS16 4LH

Did You Know

Deutsche Welle tops the list of all foreign broadcasting services in Tanzania. This is the result of a recent audience research survey by the University in Dar-es-Salaam.

It shows that 3.5 million Tanzanians representing 16% of the population listen regularly to DW - followed by the BBC World Service with 9%. The technical signal quality of DW was rated as 'clear' by 89% of those questioned.

You may be able to hear DW in English if you listen to their West Africa broadcasts at 0600-0650, 1100-1150 and 1900-1950UTC. Frequencies to try are: (11.78, 13.79 & 15.205MHz), (15.41, 17.8 and 21.6MHz) and (11.785, 13.78, 15.35 and 17.81MHz) respectively. These frequencies and times apply after March 29.

If you'd like to try out your German talents, then you can listen at almost any time of day, as there is a programme being beamed to Europe. The best way to find out when and where to listen is to ask the station for a schedule. In this instance, the address you need is: Deutsche Welle, Raderberggurtel 50, PO Box 100444, D-5000 Koln 1, Germany.

Help

If there is a station you would like to contact, but don't have their address, drop me a line and I'll find out the addresses and publish them in future issues of 'Junior Listener'. This isn't restricted to legitimate broadcast stations, if you've been listening to pirates or utility stations and want to QSL, let me know and I'll see what I can find out for you.

Insect Filter

The CW501 Insect Filter is capable of copying signals at extremely low levels, e.g. 45dB below the minimum level required by the human ear. As a result, very weak signals can be pulled out of the noise when the band conditions are going out. Input and output matching for wither 8Ω or 600Ω is included. The filter costs from £69.95. For more information, send an s.a.e. to:

**R.S. Dodson G3PPB,
The Haven, Lound Road,
Blundeston,
Lowestoft NR32 5AT.**

Airport Information Radio Ceases

The Radio Authority have announced that one of its licensees, Airport Information Radio (AIR), has ceased broadcasting. The holder of the licence, Allied Radio, has decided to return its licence to the Authority.

The Authority believes that the setting up of AIR, which offered information to Heathrow and Gatwick travellers, was a useful venture and a worthwhile experiment.

The Authority will be considering over the next few months how to make use of the spare a.m. frequency.

Satellite Computer Program

Swift Television Publications have just released the 'Satmaster' computer program for satellite engineers, technicians and enthusiasts. Based on a 3.5in disk for IBM PC compatibles with MS DOS 3.0 or higher, it is a fully fledged tool for all installation data, measurement and interference potential - and will give you full data of elevation, azimuth, offsets etc for any satellite from any location anywhere in the world! Input data on your own installation such as dish size, receiver location, etc. and it will tell you where to point and all the necessary angles, even advising the size of dish to install for optimum receive quality on a given satellite.

Programmed-in menus will guide you easily through your problems to a rapid answer with over 20 000 words of on-screen technical guidance. It's possible to plot your own primary and secondary dish lobe patterns, which in turn will guide in both prediction and the minimising of interference, and the eventual results both text and graph can be printed out or screen displayed. Cost for this unique program is £35.00 post free UK, add £2 for Europe and £4 elsewhere. Price includes a user manual.

**Swift Television Publications, 17 Pittsfield, Cricklade,
Swindon SN6 6AN. Tel: (0739) 750620**

Balun Transformers

Circuit now stock the recently released pre-wound Balun transformers from Toko.

Available in three basic configurations - double balanced mixer, distributor and directional coupler - the transformers are wound with bi-filar wire to give an excellent degree of balance. These new coils can do away with the tedious and difficult winding process and, above all ensure that critical factor for any r.f. design - repeatability.

Mounted on a base to provide either p.c.b. or surface mounting, the core material is chosen for wide band applications, typically 6-600MHz, with individual examples up to 1.3GHz. Each type is available in a range of turns ratios.

The wide range of applications include: impedance matching, double balance mixing, signal splitting, wide band transformers, distributing and coupling of r.f. signals.
**Circuit Distribution Ltd.,
Park Lane, Broxbourne,
Herts EN10 7NQ.
Tel: (0992) 441306.**

AOR Competition Winner



Mr. N. Evans, What Scanner Competition winner, outside Salisbury Cathedral with his prize, an AOR 2000 scanner donated by AOR (UK).

Greenweld Newslines

Because of the ever increasing amount of surplus stock being purchased, Greenweld are instigating a new service for all their customers - the Greenweld Newslines. By calling (0891) 505121, callers will get a recorded message giving details of stocks purchased during the last week. This will include items not advertised elsewhere because the quantity is too small. Every caller who places an order will be entitled to a free gift too, details are on the recorded message.

The calls are charged at 36p/min cheap rate, 48p/min other times.

**Greenweld Electronic Components, 27 Park Road,
Southampton SO1 3TB.**

Ukrainian Broadcasts

The BBC's new Ukrainian Service, given the go-ahead last October, was joined by its first Ukrainian member of staff this week. Olexiy Solohubenko, formerly a radio broadcaster with Ukraine's Radio Kiev, will assist the service's first head, Elisabeth Robson, in preparing to put the new service on the air this spring.

As well as direct short wave broadcasts from London, BBC World Service will be looking at opportunities for rebroadcasting the programmes on Ukrainian radio stations. To start with there will be a half hour daily programme of news and current affairs. A second half hour every evening is due to be added in October.

Encapsulated Traps

The new G2DYM encapsulated Q-TEK traps are coil-capacity combinations designed to resonate in the various amateur bands. Being encapsulated in polyester resin makes them physically robust, electrically stable and non-hygroscopic. The ratio of length to diameter of the traps, plus low-loss materials results in high efficiency. Because of the high Q and impedance at resonance, the traps act as effective insulators in the band in which they are resonant.

The traps shown in the photograph are £15 each for 28, 21 and 14MHz; £18 for 7MHz and £20 for 3.5MHz. WARC band traps are £17.50 each. Special frequencies can be made to order. Post and packing is £1 each or £1.50 per pair.
**G2DYM Aerials,
Uplowman, Tiverton, Devon.
Tel: (03986) 215.**

Radio Habana

Radio Habana, Cuba broadcast to Europe in English on the following frequencies:

17.705MHz from 1900-2100UTC
9.760MHz from 2000-2100UTC
7.215MHz from 2200-2300

Listen out for *DXers Unlimited* with Arnie Coro, which goes out every Tuesday and Saturday evening.

Radio Habana Cuba, PO Box 6240, Havana, Cuba.

ISWL Publications

Guide to English Short Wave Broadcasts to Europe (Winter Schedules 1991/1992) is a new publication from the International Short Wave League. It is printed in a clear, bold face and provides data in a manner that is not only comprehensive but practical. The information is presented throughout in time order with aligning programme time periods, country and station names, frequencies, programme types - i.e. news, features, sport, religious or World Service transmissions. All frequencies are given in kilohertz.

The presented information reflects recent English language programme cut-backs by some stations and also the various altered schedules of others. Every care has been taken to ensure that the information provided is accurate and current. Some of the data has originated from direct observations by experienced League short wave listeners and DXers.

Notes of daily operation appear on page 20, this being followed by a three-page chapter entitled 'The DX Week' in which comprehensive broadcast details of the many programmes of interest to short wave listeners and DXers are listed on a day-by-day basis.

The booklet costs £1.00 or 2 IRCs from:

ISWL. 10 Clyde Crescent, Wharton, Winsford, Cheshire CW7 3LA.

Standard Frequency & Time Signal Stations of the World contains all the necessary data enabling immediate access to standard frequency and time signal station information. As such it is an invaluable reference work required for determination of immediately usable frequency communication paths and on occasions for the calibration of station equipment.

The chapters cover (a) an explanation of the various time systems, (b) transmission systems used, (c) standard frequency and time signal stations in frequency order from 16 to 22536kHz and from 95 to 171.13MHz, (d) callsigns in alphabetical order, including location and frequencies and (e) countries from Argentina to Venezuela in alphabetical order with frequencies, transmission times, addresses, systems used and QSL card policies.

This publication costs £1.75 or 3 IRCs (postage stamps to the value of £1.75 are also acceptable) from: **ISWL. 10 Clyde Crescent, Wharton, Winsford, Cheshire CW7 3LA.**

1992 Second Wireless Exhibition

From Saturday June 20 until Sunday June 28, the Fareham and District Amateur Radio Club will again be presenting a Wireless Exhibition on board HMS *Warrior 1860* with the kind permission of Captain Frazer Morgan, Captain of HMS *Warrior 1860*.

Exhibits on display will represent the advance of wireless communications from Marconi/Jackson days up to 1942. The exhibits displayed are being loaned by individuals, HMS *Collingwood* Wireless Museum and Mr Len Newman G6NZ. Admission will be by normal admission to HMS *Warrior 1860*.

TV DX News

The RTM Morocco TV logo has changed and is now a 5 pointed star with the large figure '2' in the centre - for RTM-2 - it is assumed that RTM-1 also favour this more western design from the previous Arabic style.

The financially troubled French La Cinq network may be rescued with two proposals, mainstream broadcasters Canal+ and TF1 have suggested a news channel with the other broadcast networks also supporting this move, approval is now awaited from the French authorities. Meanwhile the Italian TV magnate Silvia Berlusconi is involved with a European partnership to offer a popular TV programme channel over the La Cinq facilities, though with less French originated programme input than at present, though allowing the present La Cinq programme format to continue into the early Summer.

Many TVDXers must have seen the new German captions 'MDR' and 'ODR' on various channels in the recent excellent tropospheric openings late January/early February. With the demise of the E and W German TV networks on December 31 last into a single-state broadcasting network, the DFF became the MDR - Mitteldeutschen Rundfunk (based in Leipzig) and the ODR - Ostdeutsche Rundfunk (based at Babelsberg near Berlin).

Meanwhile, changes are afoot in Holland. The TROS broadcaster is considering ending terrestrial transmission in favour of cable operation only which would allow both satellite access and longer programming hours (the Dutch government will not allow access to both satellite and terrestrial transmission).

Via Andy Emmerson, we have valuable news from a Czech TV broadcast technician - so it has to be correct! A 10 year plan will see the whole transmission network convert to 100% PAL transmission and ceasing the present SECAM transmission standard. Though most receivers are dual PAL/SECAM numerous Russian made receivers still operate in only SECAM, the 10 year phasing period should then 'see out' the SECAM models. The next TV transmitter to be constructed in Bratislava will operate solely in PAL G (i.e. 5.5MHz sound/vision spacing as for western Europe). Meanwhile, in Poland, Lublin has its own local TV programme which transmits on the old TVP-2 transmitter Ch. R2 (OK for Sporadic-E, the TVP-2 service has transferred to Ch. R23). TVP Teletext carries BBC World Service information - World News page 103 and Financial Markets on page 104.

For f.m. DXers, the European 88-108MHz f.m. radio band will be available in Poland from 1996. There are several 'pirate' or 'free' f.m. stations operating in Poland. These are

Radio S in Poznan, Radio Fun in Cracow, Radio S and Radio Z in Warsaw.

Radio Delta in Bielska-Biala, Kormoran in Wegorzewo, Alex in Zakopane.

Radio Wa-Wa on 70.91 and 90.00MHz, Radio Jutrzenska on 98.1MHz - these two are in Warsaw. Meanwhile, Moscow has Radio Roks (a rock station) on 103.0MHz, this is relayed from a satellite feed ex Oslo.

On 30 December 1991, TVDXer Robert Copeman, Victoria in Australia received via Sporadic-E the 1W TV relay transmitter at Wingatui, New Zealand, identified as TV2 Ch. 1 and measured on his scanner at 45.28MHz!

Amateur radio operation at Band 1 50MHz is increasing - Estonia has allowed operation from October last up to 200W max e.r.p. though away from the Band 1 TV Tallinn region. In other States of the Union, 50MHz amateur operation is awaited eagerly once the authorities have made appropriate decisions. At the same time Sweden relaxed conditions on 50MHz operation allowing higher powers away from Band 1 TV areas. It's likely that Poland will allow 50MHz operation sometime during early Summer '92. Thanks to *Six News* for this information.

Finally the new Swedish TV4 network is now expanding and TVDXers may have noticed a few signals at in the recent openings.

Currently in operation are

Goteborg - Ch. E46
Malmö - Ch. E47
Sundsvall - Ch. E50
Orebro - Ch. E58
Horby - Ch. E50
Norrköping - Ch. E54
Uppsala - Ch. E52
Karlstad - Ch. E46
Stockholm - Ch. E42
Vasteraas - Ch. E51
During the first half of '92 the following will open:
Bollnas - Ch. E49
Gavle - Ch. E30
Skovde - Ch. E47
Borlange - Ch. E60
Vannas - Ch. E50
Boraas - Ch. E55
Helsingborg - Ch. E41
Karlshamn - Ch. E44
Alvsbyen Ch. E52

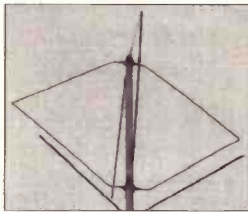
All of the above transmitters are main (high powered).

Roger Bunney



Aerial Systems for serious listeners

Look to Lowe



DX-One Electronic Antenna

£249 inc VAT

The World Radio TV Handbook said of the DX-One "... the best of its type available anywhere in the world." It has a frequency range of 50kHz - 50MHz (*3dB) and 10kHz - 75MHz (*6dB); it is both horizontally and vertically polarised, so low-angle (DX) signals suffer less selective fading. The output level from the antenna is adjustable in steps from +6dB to -40dB for optimum matching. The extremely high intercept point (+66dBm 2nd order, +40dBm 3rd order) and a very low noise figure (12.8 dB) ensure optimum performance. The indoor unit contains a mains power supply, a step-wise attenuator and a very effective medium wave suppression filter. It also has two receiver outputs for feeding two receivers without mutual interference.



SP-2 Antenna Splitter

£152 inc VAT

A growing number of radio enthusiasts have two receivers, but no space for two separate antennas. The SP-2 is the answer for connecting two receivers to one antenna (be it active or passive). The SP-2 offers a very high degree of isolation between the two receivers (<30 dB). The SP-2 ensures that, within the frequency range of 50kHz - 50MHz, no unwanted mutual interference, heterodynes or signal loss will occur as a result of connecting a second receiver.

With a single receiver, the SP-2 offers a precision step-attenuator (0 - 40 dB) which helps to reduce receiver inter-modulation. Included is a very effective switchable medium wave suppression filter.

For those with space for a second antenna (e.g. one horizontal, one vertical), the SP-2 offers a simple way to switch between the two for comparison purposes.




Magnetic Longwire Balun

£36 inc VAT

This balun has been described in the trade press as the "most revolutionary development for shortwave listeners in the last 25 years". Quite a claim! But this antenna device does solve one of the most severe problems associated with random long wires; the input cable. An MLB allows you to use highly screened co-axial cable between the antenna and receiver WITHOUT energy loss due to impedance mismatch. Computers, light-dimmers, televisions, and fluorescent lights no longer cause interference problems. We recommend RG58/u 50ohm co-axial cable.

The MLB has been designed so that a very short length of antenna wire can be used and still be perfectly matched to the 50ohm antenna input of the receiver. Even an antenna of just 12.5 metres (41 feet) provides good results from 100kHz - 40MHz without the need for an antenna tuner. Static build-up on the antenna is allowed to leak away to earth potential - excellent for protecting receivers with FET front end circuitry. Static noise levels on long, medium, and the tropical short wave bands of 60 & 90 metres are considerably lower. The MLB is easy to mount on existing longwire or "T" antennas.



MLB Antenna: Mark I

£56 inc VAT

A complete passive wire antenna with a built-in MLB, the MLB Antenna: Mark I has excellent performance on long, medium, and short waves. It is 12.5 metres in length and can be mounted vertically or horizontally. Frequency range 100kHz - 40MHz.

The MLB Antenna: Mark I offers all the advantages of the Magnetic Longwire Balun like: coaxial feeder, broadband performance without an antenna tuner and static decoupling. Heavy duty and completely water-proof, it comes complete with nylon support cord, heavy-duty insulator, high-quality plastic covered antenna wire, PL 259 connector and a water-tight rubber sleeve to cover co-axial/MLB connection.

MLB Antenna: Mark II

£67 inc VAT

Similar to the Mark I, but 20 metres long. The MLB Antenna: Mark II offers improved performance at medium and long wave frequencies, although the high frequency performance above 30MHz is reduced.




THE LISTENERS' BOOK OF THE YEAR GETS EVEN BETTER

The new 1992 issue of 'Passport to World Band Radio' is now with us and it's even better than before. The 200 pages have risen to almost 400 and every section carries the unmistakable authority of the world's best short wave companion.

Broadcasts are listed as before; not only in frequency order but also by language, country of origin AND the times of broadcasts. There are no less than 56 pages of receiver reviews, including the latest NRD-535 and Drake R-8, together with news, views and general information.

If you own a short wave radio, you MUST have the 'Passport' by its side. The price last year was £12.95; we have kept the price the same this year at £12.95 (plus £1.55 p&p.). Send off today.



LOWE ELECTRONICS LIMITED

Chesterfield Road, Matlock, Derbyshire DE4 5LE Tel: 0629 580800 Fax: 0629 580020

For the very best in Communications Receivers Look to Lowe

Communications Receivers from KENWOOD

R-2000

- 150kHz - 30MHz
118MHz - 174MHz (optional)
- LSB, USB, CW, AM, FM
- Digital VFO with excellent stability
- Dual 24hr quartz clocks
- 10 memories (tunable by VFO)
- Memory/band scans
- 3 built-in IF filters
- Quality audio with 4in. speaker
- 375mm(W) x 115mm(H) x 210mm(D)
- Optional accessories
- On demonstration at all Lowe Regional Centres

R-2000 £549 inc VAT



R-5000

- 100kHz - 30MHz
108MHz - 174MHz (optional)
- USB, LSB, CW, AM, FM & FSK
- 10Hz step Dual Digital VFOs
- Superb Interference Reduction
- 100 memories with full data storage
- Dual 24-hour quartz clocks
- Keyboard frequency selection
- RS-232C interface for use with 'CONTROL' software

R-5000 . . . £925.00 inc VAT



The NRD-535 General Coverage Receiver

Latest in the line of NRD receivers, the NRD-535 is a triumph for JRC and represents a true step forward in features, performance and facilities for the dedicated listening enthusiast.

The smooth tuning is the first thing you notice and JRC has developed a direct digital synthesiser (DDS) system which tunes in 1Hz steps. The accuracy and stability are of laboratory standard. There is of course the front panel keypad for swift frequency setting.

All mode reception covers AM, USB, LSB, CW, FM, RTTY and even FAX with IF filter bandwidths to suit the modes.

For winking out the weak stations, the NRD-535 excels. Pass band shift enables you to slide the IF filter around the signal so as to eliminate the adjacent signal and a totally new notch system gives tunable rejection with a 40dB notch depth. There is also an optional Bandwidth Control board.

For the keen broadcast DXer, There is also an optional plug-in ECSS board for locking on to an incoming AM signal and then picking off either sideband.

There are 200 memory channels, each of which stores, frequency, mode, bandwidth, attenuator and AGC settings, comprehensive frequency sweep facilities and no less than 16 different functions which can be programmed from the front panel by the user.


For the advanced user, the NRD-535 is fitted with a RS-232C interface for 28 computer controlled receiver functions. Available for demonstration at Matlock



and the regional centres.

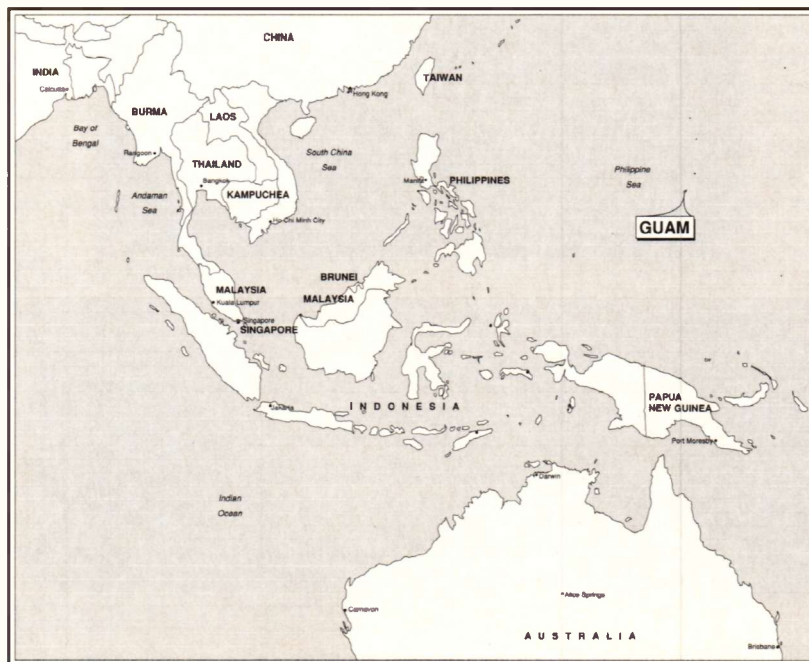
- NRD-535 HF Receiver £1,095 inc VAT
- CMF-78 ECSS option £202 inc VAT
- CMH-530 RTTY option £104 inc VAT

LARGE STOCKS ready for shipment NOW!
Telephone us today for delivery tomorrow.
Mail order welcomed at all our centres



BARRY (S Wales): 251 Holton Road Tel: 0446 721304 **BOURNEMOUTH:** 27 Gillam Road, Northbourne Tel: 0202 577760
BRISTOL: 6 Ferry Steps Ind Estate Tel: 0272 771770 **CAMBRIDGE:** 162 High St, Chesterton Tel: 0223 311230 **CUMBERNAULD:**
Cumbernauld Airport Foyer Tel: 0236 721004 **LONDON (HEATHROW):** 6 Cherwell Close, Langley Tel: 0753 545255
LONDON (MIDDXX): 223/225 Field End Rd, Eastcote Tel: 081-429 3256 **NEWCASTLE:** Newcastle Intn'l Airport Tel: 0661 860418

US Naval Oceanography Command Center Guam



The first question I can hear you asking is, why Guam? Well, there are a whole host of reasons that I hope will become clear during the article. Let's start by placing Guam on the map. Guam is a relatively small island of about 541 sq.km. or just under twice the size of the Isle of Wight. The island form part of the Mariana group and is located on the edge of the Pacific Ocean about 2400km east of the Philippines. To help you locate it **Fig. 1** shows a map of the general area.

Like many of the smaller islands, Guam is self governing, but dependant on a larger nation which, in this case, is the USA. The island supports a population of some 134 000 people of which nearly 8000 are full time US service personnel. The heavy military presence is because Guam is an important Air Force and Naval base. It's location in the Pacific gives it a significant strategic value - hence the continued US involvement.

This may lead you to ask - why put a weather station way out in the Pacific? Probably the key reason for this is typhoons. Typhoon is the local name given to a violent mobile cyclone in the west of

Guam is a relatively small Pacific island, just under twice the size of the Isle of Wight, with a significant strategic value. Howard Bird looks at the US Naval Weather Station on Guam and the supporting network. Why put a weather station way out in the Pacific? Typhoons are the main reason.

the northern Pacific. In other areas of the world they are more commonly called hurricanes.

Perhaps one of the reasons for having a local name is that this area of the globe gets more than its fair share of these destructive storms. On average, 25% of the worlds violent cyclonic storms occur in north western Pacific. When they start, they normally last between five and ten days. The destructive power of a typhoon is significant, as I'm sure you've seen from news reports. Just to put that in perspective here's some interesting trivia. The energy expended by a typical storm can be equated to half a million 20ktonne atomic

bombs being exploded every day! Alternatively 8000 times all the electrical energy consumed by the USA per day! As you can see, the destructive power is really quite frightening.

However, that still doesn't explain why Guam was chosen as a weather station. Guam sits right in the typhoon area and holds the record for the lowest ever recorded atmospheric pressure. This was recorded in October '79 while Guam was in the eye of a typhoon. The pressure was measured at amazing 870mb. One unfortunate spin off of this low pressure is high tides. It's not unusual to see tides that are 3 to 3.5m higher than normal. This is one of the

reasons why we so often see severe flooding associated with Typhoons.

This may all seem a little off track for this article, but I hope it helps to put the work of this station in perspective. Its key role is to monitor for and provide Typhoon warnings. Although the station's main purpose is to protect military shipping and operations, the information is of great significance to the civilian population.

FAX Signals

Existing utility enthusiasts will know of GUAM through its FAX transmissions that contain up-to-date reports on the interesting weather patterns in the Pacific. These reports include Typhoon warnings, where appropriate. The FAX station at Guam has a real mouthful of a name - U.S. Naval Oceanography Command Centre/Joint Typhoon Warning Centre, Guam!. To make life easier the military authorities have abbreviated this to NAV-OCEAN-COM-CEN/JTWC! Us mere mortals, however, know the station simply as GFAX.

Being a Naval Station, its prime responsibility is to provide information to the US

DATA MODES

7th Fleet. It also supports many other Naval activities in the Western Pacific and Indian Ocean. The Guam FAX service is based around two continuous broadcasts that originate from the Fleet Numerical Oceanography Centre in Monterey, California. These broadcasts are distinguished by the areas that they cover. One concentrates on the Western Pacific while the other deals with the Indian Ocean. Because of the importance of Guam for typhoon monitoring, these broadcasts are supplemented by local contributions.

The US Navy has its own coding system to identify the two circuits or transmissions. The code KFBV is used for the Pacific and K3SN for the Indian Ocean.

I'm sure many newcomers imagine that distributing a FAX signal is simply a question of connecting the signal to a transmitter and away you go. The real distribution system turns out to be really quite complicated. To give you an idea I've included a couple of simplified routing diagrams in **Figs. 2 and 3**. In simplifying the diagrams, I've excluded most of the intermediate stations and all the feeds that supply land based military establishments.

If we look at the Indian Ocean K3SN distribution first (**Fig. 2**), you can see that extensive use is made of the geostationary military satellites that serve the Western Pacific (WestPac Milsat) and Indian Ocean (IO Milsat). The WestPac Milsat

provides the links to the Holt h.f. transmitter in Australia and the Totsuka Japanese transmitter. The Barrigada and Capas Tarlac transmitters are fed by conventional microwave links. These transmissions are supplemented by a direct broadcast to the fleet from the Indian Ocean Milsat. This satellite also feeds the Diego Garcia transmitter that's monitored by many UK listeners.

Covering the Western Pacific is a somewhat easier task as you can see from **Fig. 3**. The area is covered by three transmitters at Totsuka, Barrigada and Capas Tarlac. Because these stations are all located in the Western Pacific area, simple microwave feeds can be used for all transmitters.

These complex distribution networks give an indication of just how difficult it is to maintain good quality communications over large areas.

I'm sure many of you would like to have a listen around to see if you can hear any of these stations. To help you I've listed here the current operating frequencies for main transmissions from both networks.

Western Pacific Network

Apra Harbour, Guam (NPN): 5.258, 10.253, 16.0276, 19.858 & 23.008MHz.

Yokosuka, Japan (NDT): 4.963, 12.777 and 22.573MHz.

Indian Ocean Network

Apra Harbour, Guam (NPN): 5.262, 10.257 & 19.862MHz.

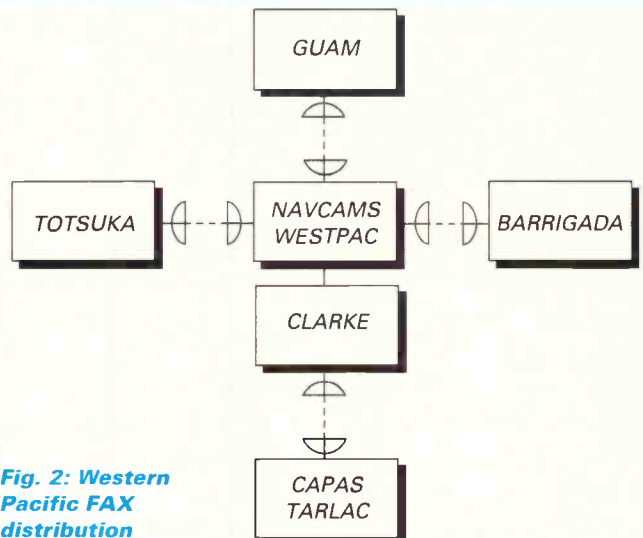


Fig. 2: Western Pacific FAX distribution network (KFBV).

Yokosuka, Japan (NDT): 4.967 & 22.577MHz.

Diego Garcia (NKW): 7.582, 12.806 & 20.302MHz.

Those with FAX reception facilities should look out for the broadcast schedules. These are transmitted in two parts at 1300 and 1315UTC. As well as containing the latest details of charts to be sent, these schedules also give the latest operating frequencies.

The main part of the Guam FAX broadcast comprises computer generated NEDSFAX charts that are supplied by the Fleet Numerical Oceanography Centre in Monterey California. When a typhoon has been detected, Guam intercept the main transmission schedule four times a day to give warnings. These warnings include details of the current position, wind speed and movement over the past six hours. The accompanying forecast gives the expected 12, 24, 48 and 72 hour positions.

One interesting note in the station manual points out the computer generated and local Guam charts may differ. If this occurs, the Guam version is the one that's right. The reason for this is that the typhoon monitoring is done from Guam so is likely to be more accurate than a remote computer generated model. I know many people who receive FAX charts have difficulty working out what some of the charts are trying to convey. To help overcome this I've listed here the key measurements contained on a number of the standard charts. Each section starts with the Guam abbreviation followed by the description.

FSNH 36 HR PROG BLEND: This is a 36 hour forecast of pressure centres, fronts, troughs, etc., oceanic winds and mid latitude isobaric contours.

MSPN 36 HR SIG WAVE HT PROG: This is a 36 hour forecast of significant wave heights (measured in feet) and the direction. The area covered is the North West Pacific.

FBNH 36 HR SIG WX PROG: 36 hour forecast of pressure centres, fronts, troughs, etc., significant cloud cover, significant weather and high winds/seas. The chart uses standard weather symbols.

GRADDY: This gives the ocean temperature, gradient and frontal positions for the North West Pacific.

MSST: Sea surface temperature analysis for the Northern hemisphere.

MSLD: This is a sonic layer depth chart.

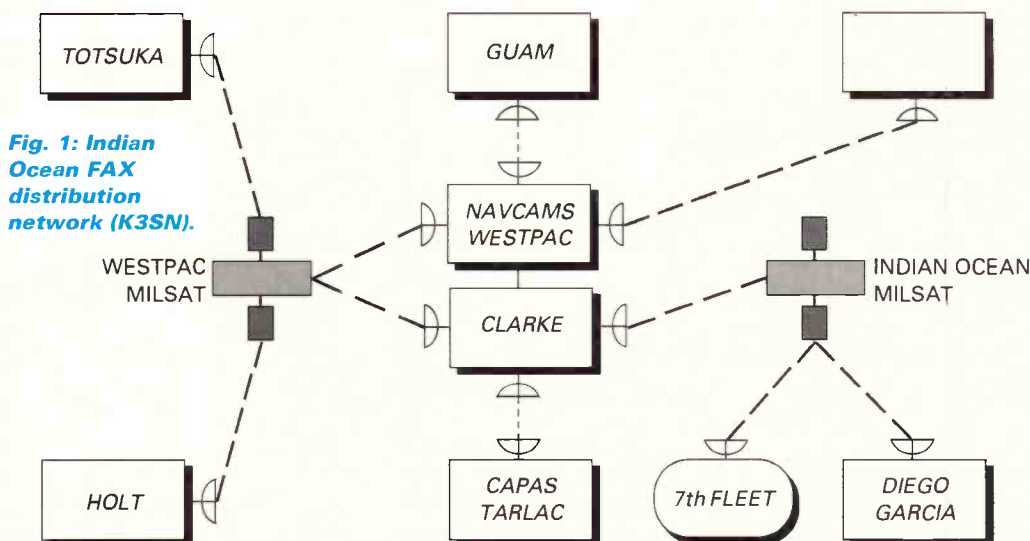


Fig. 1: Indian Ocean FAX distribution network (K3SN).

DATA MODES

CZ PROBABILITY: 50% reliability of convergence zone probability analysis.

ASEH FINAL SFC ANAL: Surface analysis - isobaric 20°N/20°S poleward - streamline tropical.

MSEH SIG WAVE HT ANAL: This gives an analysis of the significant wave height in feet.

NOGAPS: This is a preliminary surface analysis including 24, 36 and 48 hour prognosis.

NORAPS: 24, 36 and 48 hour surface prognosis.

In addition to these charts, GFAX transmits a number of satellite images. The images come from the Defense Military Satellite Program (DMSP) and the GMS satellite. The times to watch for satellite images are as follows:

Western Pacific Broadcast (KFBV): 0105, 0320 & 0640UTC.

Indian Ocean Broadcast (K3SN): 0150, 0320, 0450 & 0745UTC.

You'll need to either be an early bird or burn the midnight oil to catch these!

Summary

I hope this feature has helped you get a better understanding of just how a major weather FAX network operates. The system is very complex but plays a vital role not only in safety at sea and in the air but also in warning of potential disasters.

If any of you would like to QSL the address is: Naval Oceanography Command Centre, PO Box 12, FPO San Francisco 96630, USA.

My thanks to Day Watson and the US Navy for supplying this information.

QSL Addresses

TANJUG World Service, Obilicev Venac 2, Postfah 438, Belgrade, Yugoslavia.

Swiss PTT, Berne Telecommunications Headquarters, Mobile HF Radio Services, Laupenstrasse 18, CH-3030 Berne, Switzerland.

Telecom (New Zealand), Awarua Radio, PO Box 1647, Invercargill, New Zealand.

Spanish PTT, Telefonica, Servicio Maritimo, Paseo de Recoletos 41,3a, 28004 Madrid, Spain.

MCI International Inc, Chatham Radio/WCC, PO Box 397, North Chatham, MA 02650-0397, USA.

Romaradio PT, Stazione Ricevente, Via Della Cesarina 282, 00139 Roma, Italy.

Qatar Public Telecommunications Corporation, PO Box 217, Doha, Qatar.

US Navy Peral Harbour, Naval Western Oceanography Centre, Box 113, Pearl Harbour, Hawaii, HI 96860-550, USA.

United States Coastguard NMA, Radio Station Miami, 16001 SW 117th Avenue, Miami, Florida 33177, USA.

Boufarik Radio 7TF, Station Radiomaritime, Attention Le Chef de Centre, BP234, 09400 Boufarik, Algeria.

Algerie Press Service APS, Attention Le Directeur Technique, 7 Blvd Che Guevara, Algier, Algeria.

Juncao Radio PRI, Estacao Costeira de Rio Grande, Rua Otacilio Charao 199, 96200 Rio Grande RS, Brazil.

Halifax Coast Guard Radio VCS, Ketch Harbour, Halifax County, Nova Scotia, Canada.

The Director, Beijing International Communications Station, Government Radio Administration, Si Chang An Chieh, Beijing, People's Republic of China.

Xinhua New China Press Agency, 30 Hsuanwumen Hsi Chieh, Beijing, People's Republic of China.

Alexandria Radio SUR, Manshia Square 9th Florr, Alexandria, Egypt.

Helsinki Radio OFJ-OHG, SF-01700 Vantaa, Finland.

Station Radionavale Le Regine FUG, La Regine Marine Nationale Centre de Transmissions du France-Sud, F1150 Bram, France.

Radiostation Forces Aeriennes FDY, Escadron Electronique 1/800, F-45 Orleans-Bricy-Air, Loire, France.

Hellenic Telecommunications Organisation, HTO Directorate of Technical Services, Radio Systems Dept, 15 Stadiou Street, GR-Athens 24, Greece.

Magyar Tavorati MTI Iroda, Fem Utca 5-7, PO Box 3, H-1426 Budapest, Hungary.

Kaijo Hoan Cho Maritime Safety Agency, Central Station JNA, Tokyo Centre, 2-1-3 Kasumigeseki, Chivoda-ku, Tokyo, Japan.

MAP RABAT, Ministere des Postes, Telegraphes et Telephones, Le Chef du Service des Transmissions, Rabat, Morocco.

WLO Radio, Mobile Marine Radio Inc, 7700 Rinla Avenue, Mobile, Alabama 36619-1199, USA.

NMF-NIK, United States Coast Guard, Communication Station Boston, Marshfield, Massachusetts 02050, USA.

AXI, Bureau of Meteorology, PO Box 735, Darwin, Northern Territory 0801, Australia.

Jordan News Agency, PO Box 6845, Amman, Jordan.

Shanghai Meteorological Bureau, 166 Puxi Road, Shanghai 200030, People's Republic of China.

KVM70, US Department of Commerce, National Oceanic & Atmospheric Administration, National Weather Service Pacific Region, Box 50027, Honolulu, Hawaii 96850-4993, USA.

SA Weather Bureau, Private Bag X097, Pretoria 0001, South Africa.

THE UP-TO-DATE NEWS & INFORMATION SERVICE FOR THE LISTENING ENTHUSIAST

RADIO LINE

0891 654676

UPDATED EVERY SATURDAY

RADIO LINE

*Calls charged at 36p per minute cheap rate,
48p per minute at all other times.*

South Midlands Communications Ltd.

Southampton (0703) 255111 Leeds (0532) 350606 Chesterfield (0246) 453340
Birmingham 021-327 1497 Axminster (0297) 34918

LISTEN OUT

with **SMC**
SONY at SMC

YAESU
JRC
AOR
SONY
ICOM
KENWOOD
DRAKE
FAIRMATE
BEARCAT
LOWE
YUPITERU



Yaesu's serious about giving you better ways to tune in to the world around you. And whether it's for local action or world-wide DX, you'll find our HF/VHF/UHF receivers are the superior match for all your listening needs. When you want more from your receivers, just look to Yaesu. We take your listening seriously.

The **FRG9600**, a premium scanning receiver covering 60-905MHz, SSB, CW, AM & FM modes. 99 memories. 5, 10, 12.5, 25 & 100kHz scanning steps. Keyboard frequency entry. Optional converters to extend range from 0.15-30MHz and 800-1300MHz

The **FRG8800** HF communications receiver. A better way to listen to the world. Continuous coverage from 0.15-30MHz optional module for VHF coverage from 118 to 174MHz. SSB, CW, AM & FM modes. Direct frequency entry keyboard.



NRD535 from JRC

The new NRD535 epitomises the very best in communications receiver design. This high technology product is based on the abundant technical experience gained by JRC in the professional communications receivers field. This means that the NRD535 is arguably one of the best receivers available to meet the discerning listeners needs. Brief specifications are as follows. Frequency coverage: 0.1-30MHz; Operating modes: CW, SSB (LSB & USB), AM, FM, FSK & RTTY; Supply voltage: 240V A.C. or 13.8V D.C. ECSS, BWC & RTTY units available as options.

JRC
NRD535



DRAKE
R8E

DRAKE R8E

Now available from SMC the new DRAKE R8E communications receiver. These receivers utilise the very latest in technology to meet the demanding requirements of today's listeners. Conveniently located front panel controls allow for rapid operator programming and ease of use. The R8E receiver covers 0.15-30MHz and with the optional VHF converter will also cover 35-55MHz and 108-174MHz. The large clear LCD display gives the operator full information about the current receiver status.



SMC are pleased to be able to offer the SONY range of Multiband Receivers. They feature all the latest technology allowing unequalled coverage of both broadcast and shortwave bands, yet remaining both compact and easy to use. All the models illustrated cover VHF broadcast, SW

broadcast, and some models cover other bands as well. The very latest model available from SONY is the ICF-SW77. This receiver covers LW, MW, SW and FM stereo broadcast bands and has SSB reception on the SW bands. A comprehensive keypad and LCD display give easy control over the massive array of features available. Other SONY products available include the minuscule ICF-SW1, the versatile ICF-SW7600, the popular ICF-2001D and for airband enthusiasts the AIR7 and ICF-PRO80.



AOR AOR AOR

SMC are pleased to be able to offer a large number of models from the very comprehensive AOR range which includes both hand portables and mobiles/base stations.

All the receivers are built to the highest possible specification yet remain very competitively priced. Often the leaders in the field, the AOR range is proving very popular amongst both professional and non professional users.

The top of the range model must be the AR3000 which covers 100kHz-2036MHz without any gaps. The mid range model is the AR2800 which is a convenient unit for mobile or base operation and covers 500kHz-600MHz and 800-1300MHz. Last but not least is the AR2000 which is an extremely flexible handheld scanner covering 500kHz-1300MHz.

Why not contact us today for more details of the AOR range.



OTHER MAKES AND MODELS



The Bearcat 200XLT is the cream of the Bearcat handheld scanner range. With 200 memory channels and simple operation these are proving very popular. Frequency coverage 66-88, 118-174, 406-512 and 806-956MHz.



The compact HX850E is a basic scanner with a few memories. Ideally, suitable for a novice in the scanner market. AM/FM modes and a frequency coverage of 60-89, 118-136, 140-174 and 406-495MHz.

A COMPREHENSIVE
RANGE OF
RECEIVERS
AVAILABLE AT
MOST BRANCHES



- Free Finance on selected items, subject to status. Details available on request.
- Up to £1000 instant credit, a quotation in writing is available on request, subject to status.
- Yaesu Distributor Warranty, 12 months parts and labour.
- Carriage charged on all items as indicated or by quotation.
- Prices and availability subject to change without prior notice.
- Same day despatch wherever possible.

Southampton (0703) 255111
SMC HQ, School Close
Chandlers Ford Ind. Est.
Eastleigh
Hants SO5 3BY
9am-5pm Mon-Fri
9am-1pm Sat

Leeds (0532) 350606
SMC Northern
Nowell Lane Ind. Est.
Nowell Lane
Leeds LS9 6JE
9am-5.30pm Mon-Fri
9am-1pm Sat

Chesterfield (0246) 453340
SMC Midlands
102 High Street
New Whittington
Chesterfield
9.30am-5.30pm
Tues-Sat

Birmingham 021-327 1497
SMC Birmingham
504 Alum Rock Road
Alum Rock
Birmingham B8 3HX
9am-5pm Tues-Fri
9am-4pm Sat


Axminster (0297) 34918
Reg Ward & Co. Ltd
1 Western Parade
West Street
Axminster
Devon EX13 5NY
9am-5.20pm Tues-Sat

KW

COMMUNICATIONS

Chatham Road, Sandling
Nr Maidstone, Kent ME14 3AY

Telephone: 0622 692773
Fax: 0622 764614



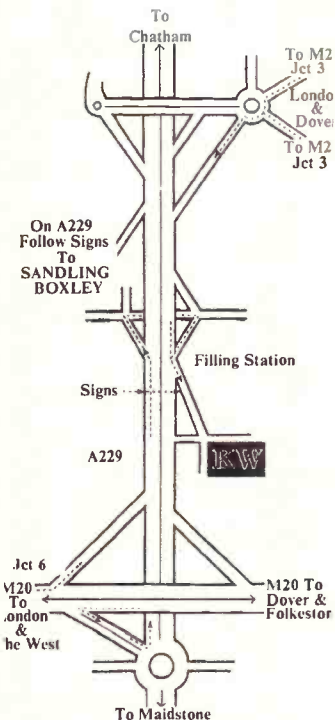
Instant credit available
Mail/telephone order by cheque
or credit card (E & OE)

KW Communications is back in business! After a brief "rest" and under new ownership and management that understands the needs of the listener, KW will be offering the shortwave listener and scanning enthusiast a wider range of equipment and accessories, carefully hand picked to ensure quality and value for money. Whatever your interests are, be it chasing tropical DX on the shortwave broadcast bands or checking the progress of Concorde over the Atlantic, we have the receiver for you - from the fabulous new Lowe HF150 to the truly superb JRC NRD-535. We also stock an enormous range of scanning receivers for monitoring air band, marine, amateur radio and other local VHF and UHF frequencies. We've got hand held, mobile and base station scanners from Signal's R537S airband receiver to the sophisticated Icom R7100. We stock a wide range of accessories including antennas, preamps, books and frequency guides and of course our experience to help you get the best from your equipment. Call in and see the widest range of equipment in the largest shortwave centre in the south east.



DON'T FORGET

We also have a range of pre used equipment - all fully warranted - and we'll be happy to take your receiver or scanner in part exchange. Simple, speedy mail order - ring for details



SCANNING RECEIVERS

ALINCO
DJX1 New!£269.00

ICOM
R1 Micro size scanner.....£369.00
R100 Excellent mobile.....£510.00
R7100E£1120.00
R9000E£4080.00

AOR
AR3000A New improved.....£765.00
AR2002 Old favourite.....£395.00
AR2800£395.00
AR2500 Ask about software!.....£419.00
AR2000£269.00
AR1500 Handheld inc. SSB!.....£299.00

SIGNAL
R537S Tuneable airband RX.....£59.95
R550 40 ch airband.....£129.00
R535 VHF, UHF airband.....£254.00

WIN
WIN108 Free binoculars!.....£179.00

YUPITERU
MVT7000 Great handheld£289.00
VT125UK Airband scanner.....£179.00

FAIRMATE
HP2000 Same spec AR2000£259.00

SONY
AIR7 Airband, AM/FM PSB£229.00

YAESU
FRG9600 Old faithful with SSB£520.00

ACCESSORIES

NEW FROM MALDOL
"ACTION HUNTER" series of wide band set top and mobile antennas to suit most scanners. Also TX on ham and cellphone! Call for details.

JIM M75 Scanner preamp£69.95
JIM PSU101 Base stand/charger.....£29.95
D505 Active mobile ant£69.95
D707 Active base ant£99.95
D130N Wide band discone.....£81.00
REVCONE Low cost discone.....£39.95
Headphonesfrom £9.95
TCM 84V Voice activated recorder.....£34.95
Magnetic longwire balun£36.00
AT1000 SWL ATU£79.00

Plus all the books, frequency guides, connectors, insulators, aerial wire and coax to compliment your equipment.

SHORTWAVE RECEIVERS

KENWOOD
R2000£549.00
R5000£895.00

ICOM
R72E£659.00
R71E£875.00

YAESU
FRG8800£649.00

SONY
SW1E£149.95
SW7600£149.95
2001D£279.95
SW77E£339.95

JRC
NRD535£1099.00

LOWE
HF150£329.00
HF225£429.00

OPENING HOURS:

MONDAY-SATURDAY
9.30am-6pm
(MON open 10am,
SAT close 5pm)

Time Division and Frequency Division Multiplexing

Let's start with the abbreviations - t.d.m. means Time Division Multiplex, while f.d.m. is Frequency Division Multiplex. Very technical sounding words, but what does it all mean?

The division bit is obvious, it's the multiplex term that seems to confuse most people. In communications terms this simply means more than one communication channel. So from that we can conclude that a multiplex transmission carries more than one communication channel. From a commercial point of view, there are many pressures to get as much as possible out of any communication link. The reason is that the major cost with any link is that of installing and running the equipment associated with the link. This could be all the cables on a land line system or transmitters, receivers and antennas for a radio link. These pressures have inspired all manner of ingenious methods of increasing the usefulness of a communications link.

Early Systems

Before I deal with some modern examples, let's take a look at some of the early multiplex systems.

The first systems were all based around the wire communications links in use during the late 1800s. The

Mike Richards, SWM's tame 'Decode' columnist, has received many letters asking about Time Division Multiplex and Frequency Division Multiplex. In this article he explains what it's all about.

links were fairly basic and used predominantly hand-sent Morse code. The first attempt to handle more than one communication came with the German Duplex system. However, this was quickly superseded by the highly successful Quadruplex system, designed by Thomas Edison in 1874. This system used eight operators handling four sets of messages. These were arranged as two messages in each direction. The success of this system can be gauged by the fact that it remained in service for some thirty-five years. This is a considerable achievement when you consider the rate of technological development during the late 1800s and early 1900s.

At around the same time, 1872 to be precise, Jean-Maurice-Emile Baudot was working on a time division multiplex system for use with the newly developed printing telegraph. Although little interest was shown initially, by 1877, the French Post and Telegraph authority had adopted the system. The key

to this system was a rotating distributor with separate sectors for each teleprinter. The number of sectors determined the number of teleprinters that could use the link. In practice, there were several different configurations with a maximum of four teleprinters per circuit. The Baudot system was probably the first true time division multiplex system. This was because it shared the circuit by letting each channel have access to the circuit for a fraction of the available time. I've illustrated the system in **Fig 1**.

The next significant step, in terms of multiplexing, came in 1918 with the development of the first frequency division multiplex system. Although the basic principles had been anticipated by Bell in 1875, it was not until 1918 that technology had advanced enough to produce the high quality filters demanded by this system.

Before I get on with the modern examples, let's just outline frequency and time division multiplex.

FDM

Let's start with a look at how we could utilise a basic speech band radio link using f.d.m. or frequency division multiplex. Incidentally, the term speech band means that the transmitter is designed to accept a standard telephone speech channel containing frequencies from about 300Hz to 4kHz. Now let's see how we could use this transmitter for RTTY signals. The simplest way would be to use the system adopted by many amateurs. Here the mark and space conditions of the RTTY signal are converted into two tones of around 1200 and 1400Hz. These tones can then be passed over the radio link in the same way as a speech signal. Many amateurs simply connect the output of their RTTY units direct to the microphone socket of their transceiver. Although this system works well, it doesn't use the full potential of the radio link. The reason for this is that the RTTY signal only requires a very small part of the available 300 to 4kHz speech band. I've shown this in **Fig. 2** To illustrate the point, a 50 baud RTTY signal will happily operate in a segment only 60Hz wide. From this you can see that the normal speech band could carry several RTTY signals with ease. What we need to do is divide the speech band in to 60Hz slots. This technique is called frequency division multiplex and takes us back to where we started. To further clarify the technique, let's look at a real example of an f.d.m. system.

One of the most common examples of f.d.m. is the multi-channel telegraph system used by many military and PTT operators. The system is known as m.c.v.f.t. which stands for Multi-Channel Voice Frequency Telegraph. There are many variants of this system, but the one I'll look at is the twenty-four channel 50 baud version

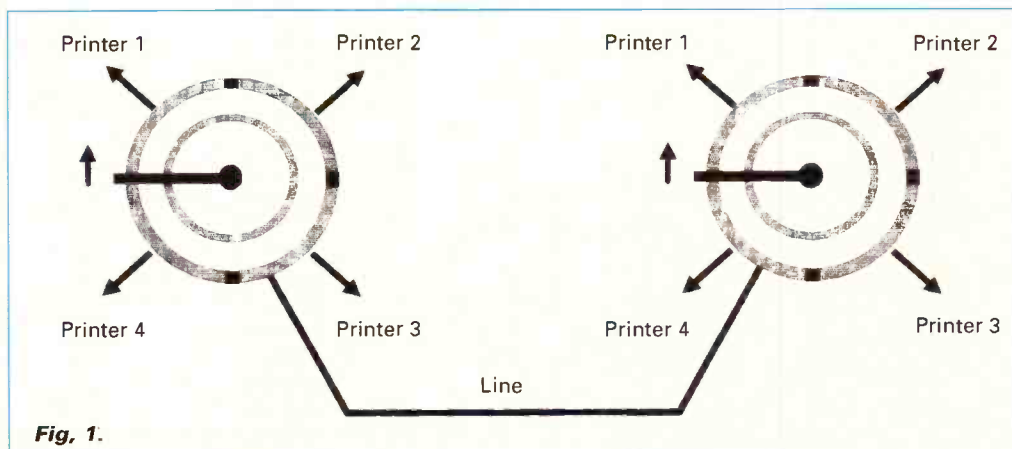


Fig. 1.

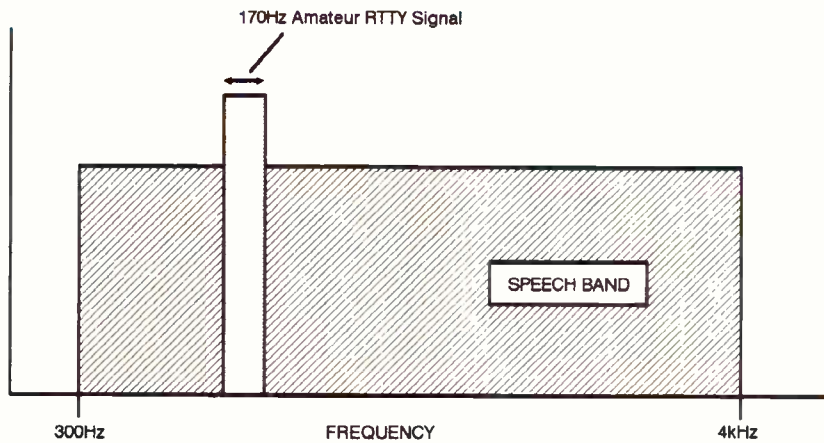


Fig. 2

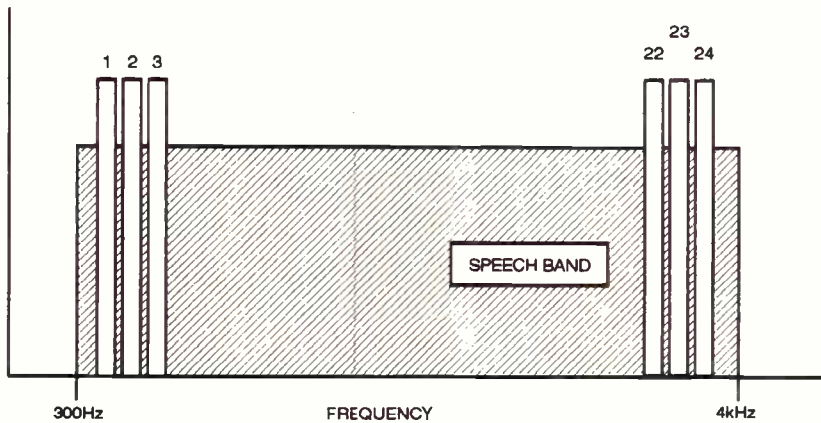


Fig. 3.




Fig. 4.

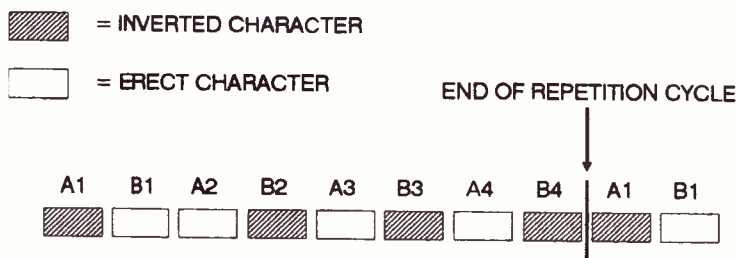


Fig. 5.

shown in **Fig. 3**. As you would expect, this method of f.d.m. enables twenty-four separate telegraph signals to be sent over one speech radio link. This is clearly a great improvement over our original single channel version!

Fitting all twenty-four channels into the speech band is done by spacing the channels 120Hz apart and using a shift of 60Hz between the mark and space frequencies. The twenty-four channels have centre frequencies that start at 420Hz and extend to 3180Hz. Using channel one as an example, the centre frequency is 420Hz giving mark and space frequencies of 390Hz and 450Hz respectively.

Although the system is quite simple to explain, decoding is not quite so easy. The problem lies in the close spacing of the channels. This means that very sharp audio filters are required to separate the individual channels for decoding. There are few systems available to the amateur that can handle this mode, but one example is the Code-3 from Hoka which includes this mode as an option. If you want to hear what an m.c.v.f.t. signal sounds like, try tuning to 18.6029MHz VoA, 18.535MHz RAF or 18.016MHz Rota.

TDM

Time division multiplex uses a totally different, and perhaps simpler principle, than the f.d.m. system I've just described. In essence all that happens is that several channels take it in turns to send their information over one circuit. In a practical system, the change-over between each channel is so fast that the user cannot detect it happening. The basic principle of a two channel system is shown in **Fig. 4**. This results in the systems appearing to have a number of completely separate channels.

The most common modern implementation of this on the h.f. bands is the ARQ-M system. This is used by many operators, but the most common is the French military telegraph network. The ARQ-M system supports either two

DATA MODES

or four teleprinter channels and operates with channel speeds of between 50 and 100 baud. An added sophistication with ARQ-M is that the system is fully error correcting.

The secret of the error correction system lies in the code used to represent the characters of the alphabet. The ARQ-M system employs what is known as the International Telegraph Alphabet No. 3 or ITA3. This code uses a combination of marks and spaces to convey the characters. The unique feature of ITA3 is that each character always contains three marks and four spaces. It's this simple feature that's used to detect errors. At the receiving end the decoder checks every received character to see if it contains the right mix of marks and spaces. If all is well, the character is decoded and printed. If an error is detected, a signal is sent back to the transmitter asking for a repeat. This simple technique is used for most of the error

correcting h.f. RTTY modes.

Let's now look at how channels are combined to build a two channel ARQ-M system. The process is basically very simple with the channels sent one after the other. However, in order for the synchronisation and error correction to work a couple of adjustments are made. The first is to send the information in groups of four or eight characters per channel. Breaking the data up in this way is necessary for the error correction process. If an error is detected the lost characters are repeated in the next complete block. So that the receiver can identify the start of a block, or repetition cycle as it's known, the first character is sent inverted. This means that it contains four marks and three spaces. The choice between four and eight character repetition cycles is entirely dependant on the propagation delay between the transmitter and receiver. It's therefore only the very

long distance links that need to use the eight character system. Let's move on to take a look at how the two channels are combined in a four character repetition cycle system. I'll call the channels A and B for convenience. The transmission starts with A1 followed by B1 and so on upto A4 and B4. In order to help the receiving unit to identify the channels. A1 is sent inverted whilst A2-3 are sent erect. To differentiate between channels A and B, B is sent in the opposite sense. This means that B1 is erect whilst B2-4 is inverted. I can see that this sounds very complicated, so I've included a diagram in **Fig. 5** to help. Once you get the general idea, it's really quite straightforward.

If you want to try your hand at this mode, here's a few frequencies to check-out: 19.100MHz, 96 baud, 2 chan, French military. 22.915MHz, 200 baud, 2 chan, MoD Paris. 9.285MHz, 96 baud, 2 chan, Brazzaville.

Abbreviations

ARQ-M	Automatic ReQuest Repeat
f.d.m.	frequency division multiplex
h.f.	high frequency
Hz	hertz
kHz	kilohertz
m.c.v.f.t.	multi-channel voice frequency telegraph
MHz	megahertz
MoD	Ministry of Defence
RAF	Royal Air Force
RTTY	Radio TeleTYpe
t.d.m.	time division multiplex
VoA	Voice of America

There's much more out there

Widen your interest in Short Wave Listening

Short Wave Communications

Peter Rouse GU1DKD


PW Publishing Ltd

ISBN: 1 874110 00X

187 pages, price £8.95

Available from PW Book Service, post and packing £1.00.

Newly published, this book, as its name suggests covers a very wide area and as such provides an ideal introduction to the hobby of radio communication. Logically laid out chapters take the reader through basic radio propagation, how to work your radio, and what the controls do. One chapter deals specifically with antennas, and another with band plans. There are many pages of useful information of where and when to listen on the bands, so you can successfully receive the service or transmissions that interest you. Using simple, understandable language throughout, the author has managed to make this book a good, basic, very readable introduction to a complex subject.



NEVADA EVERYTH

YUPITERU

MVT 7000 HANDHELD
PROBABLY THE UK'S MOST POPULAR HANDHELD SCANNER!

- ★ Receives 8 to 1300 MHz 100kHz-1300MHz (at reduced sensitivity)
- ★ 200 Memory channels
- ★ Rotary or keypad freq. control
- ★ AM/FM/NFM
- ★ Large display with signal strength meter EACH SET IS SUPPLIED COMPLETE WITH:-



Full set of high power NiCads, AC charger, DC power lead and carry strap **£289**

MVT 8000 MOBILE/BASE
This new model is the mobile version of the popular MVT 7000 Handheld above.

- ★ Receives 8 to 1300MHz 100kHz to 1300MHz (at reduced sensitivity)

THIS RADIO IS ESPECIALLY SENSITIVE AT UHF FREQS. Set is supplied with mains power unit. **£299**

MVT 6000 MOBILE/BASE
An economy version of the new MVT 8000 above - housed in the same case.

- ★ Receives 25-550MHz, 800-1300MHz
- ★ 100 Memory channels

SPECIAL PRICE £CALL

AIRBAND RADIOS
This month we are pleased to introduce THE WORLDS FIRST DEDICATED CIVIL/MILITARY AIRBAND RECEIVER, THE VT225.

A powerful pocket scanner that leaves the competition standing. - A super sensitive set designed for optimum performance on the Civil/Military Airbands.

- ★ Receives 108-142 MHz Civil Airband 222-391MHz Military Airband 149.5-160MHz Marine Band



- ★ 100 Memory channels
- ★ AM/FM on VHF
- ★ Priority channel function

EACH SET IS SUPPLIED COMPLETE WITH:- NiCads, earphone, carrying strap and mains charger **£229**

VT-125 UK CIVIL AIRBAND RECEIVER

Using the same technology as the VT-225, this set covers the full Civil Airband - hearing distant signals that are inaudible on some other scanners.

- ★ Covers 108-142MHz
- ★ 30 Direct entry memories
- ★ Search steps 25, 50, 100kHz

SUPPLIED COMPLETE WITH NICADS AND UK CHARGER **£149**

FAIRMATE

HP2000
STILL ONE OF THE MOST POPULAR HANDHELD SCANNERS ON THE MARKET.

Over the last year the HP2000 has outsold almost all other models.



- ★ Continuous coverage from 500kHz to 1300MHz
- ★ 1000 channels of memory
- ★ Keypad or rotary control
- ★ AM, FM and WIDE FM modes
- ★ Search steps from 5 to 99.5kHz

EVERY SET COMES COMPLETE WITH:-

Full set of high power NiCads, 2 antennas, carrying case, earphone, DC cable, belt clip and strap, UK charger **£269**

MS1000 BASE/MOBILE SCANNER

MOBILE VERSION OF THE HP2000 HANDHELD BUT WITH



- SEVERAL ADDITIONS:-
- ★ Switchable audio squelch
 - ★ Tape recorder output socket
 - ★ Automatic - signal operated tape recorder switching
 - ★ All metal case for improved EMC compatibility
 - ★ Receives:- 500kHz - 600MHz 805 - 1300MHz. Supplied with mains power supply. **£279**

AOR SCANNERS

AR1500 HANDHELD
Covers 500kHz to 1300MHz receiving NFM, WFM, AM, and SSB (using a BFO) **£POA**

AR2002 BASE/MOBILE
Receives 25 - 550MHz, 800 - 1300MHz, AM, FM, WFM Super-sensitive receiver **£399**

AR2500 BASE/MOBILE
Receives 5-550MHz, 800-1300MHz AM, NBFM, WFM. 1984 Memory Channels, Fast 36 CH/SEC Scan. Resolves SSB with BFO control. **£399**

AR2800
★ Receives 500kHz - 600MHz, 800 - 1300MHz AM, FM, WFM. SSB capability with BFO.
★ 1000 Memory **£395**

HIGH POWER NICADS
700 mAh long life (1.2V Pen Cells) **£1.90**

STANDARD NICADS
500 mAh **£1.25**

SCANNERS

ALINCO DJ-X1 HANDHELD SCANNER
★ Covers 500kHz to 1300MHz
★ 100 Memories
★ AM/FM/WFM
★ 3 Scanning speeds
PLEASE NOTE:-
ALINCO DO NOT INCLUDE BATTERIES AND CHARGER AT THIS PRICE **£269**

ALINCO ACCESSORIES
Set 6 high power NiCads. £11.40
UK Charger £17.95
Alinco EPP16N NiCad Pack £29.95
Alinco EDC25 Drop-in Charger £18.95
Alinco ESC15 Battery Case £10.95
Alinco Soft Case £9.95

BEARCAT 200XLT 200XLT HANDHELD SCANNER
Still one of the easiest to use, and the most reliable scanners on the market, easy to program, sensitive receiver.
★ 200 Memories
★ 66-88, 118-174, 406-512, 806-956MHz
★ UK Charger/NiCad Pack supplied **£229**

BEARCAT 760XLT
A mobile/desktop version of the 200XLT above but with 100 memories. Supplied complete with mains adapter **£235**

BLACK JAGUAR MK III
Civil and military airbands plus a lot more! One of our most sensitive scanners.

- ★ Receives 28-30, 50-88, 200-280, 360-520MHz
 - ★ 16 Memory channels
 - ★ Switchable AM/FM
- COMPLETE WITH NICADS, CHARGER, CARRY CASE & EARPIECE FOR PRIVATE LISTENING £179**



ACCESSORIES
BJ200 Car Mount **£6.95**
BJ200 Dual Rate Charger **£14.95**
BJ200 BCAB Mob. Charger **£14.95**

AR3000A NEW MULTIMODE SCANNER £765

AOR's top of the range model now improved.
★ Receives 100kHz - 2036MHz.
Modes:- USB, LSB, CW, AM, FM, WFM.
★ Computer control is also available via the RS232 socket, Software for IBM PCs & clones is also available.

INTRODUCTORY OFFER
SUPPLIED WITH FREE WIDEBAND DISCONE WORTH £49.95
Note: This is a UK version from AOR and not a foreign grey import.

SONY

As a Sony Shortwave Centre we stock the complete range of Sony Shortwave products - here is a selection of the popular models.

ICF2001D
A full coverage shortwave, VHF, and airband radio (150kHz to 136MHz). Receives AM, FM, and SSB **£299**

SW77
One of the new additions to the Sony range, the SW77 covers 150kHz to 30MHz plus 76-108MHz. With a rotary tuning dial, 125 scan memories, reception of AM, FM, USB, LSB, CV, tape record facility, this is a superb all rounder. **£349**

SW800
A pocket size VHF and Shortwave radio, covers 76-108MHz, 3.7 - 17.9MHz Shortwave. With 60 memories and credit card style facility for programming **£99.99**

SW1E
Pocket shortwave plus VHF radio supplied with headphones, case and shortwave guide. This model won't hurt your pocket! **£149**

SW7600
One of Sony's most popular VHF and Shortwave radios, 76-108MHz FM, 150kHz - 30MHz Shortwave receives AM, FM, SSB Well Rated. I **£149**

AIR 7
Very popular, sensitive Airband handheld radio - lovely audio quality & large easy to use key board **£229**

PRO 80
Combined Shortwave VHF handheld. Complete with add on converter for UHF Airband. This model comes also with the usual Handy Frequency Guide Booklet. Excellent S/Wave Results **£299**

AN1
An external active antenna with built-in pre-amp, covers 150kHz - 30MHz. Fully portable with easy to mount fixing brackets. **£57.95**

AN3
Active antenna for Aircraft and VHF reception, suitable for Sony Air 7 and others. **£54**

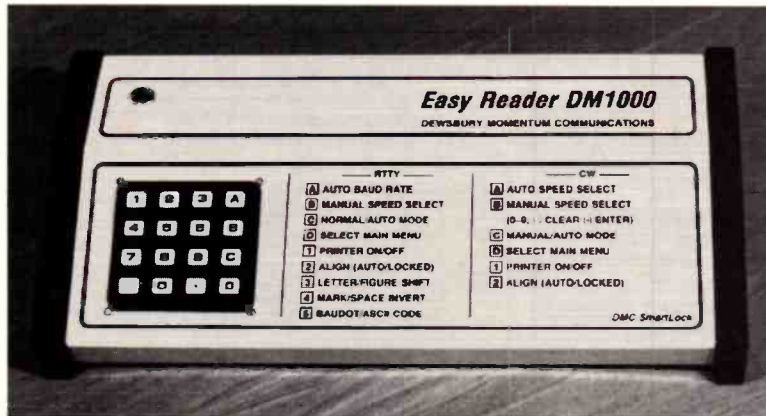


SEND IN £2 FOR OUR NEW 72 PAGE COLOUR CATALOGUE (INCLUDES A £2 VOUCHER)

USE YOUR CREDIT CARDS FOR SAME DAY DESPATCH



Dewsbury Easy Reader DM-1000 Review



The DM-1000 is a complete decoding system for RTTY and c.w. signals. All that's required to get on the air is a receiver and a simple video monitor, making the DM-1000 very attractive to those who don't want to get involved with computers. One of the other attractions is a feature that Dewsbury have called SmartLock, providing fully automatic decoding of most RTTY and c.w. signals. Let's take a closer look at this interesting new unit.

Connecting-Up

Being a largely self-contained decoder, the external connections have been kept to a minimum. To help the operator keep a tidy station, all the sockets are tucked away on the rear panel. Connection of the audio signal from the receiver is made using a standard 3.5mm jack. Ideally, this signal should be taken from an auxiliary output on the receiver, though an external speaker socket would suffice. Using an auxiliary output has the advantage of providing a constant level signal, regardless of the setting of the volume control. Thanks to the inclusion of an automatic gain control circuit, the DM-1000 could accept signals varying between 200mV and 10V. This is a very large range that should make it suitable for use with many of the receivers on the market.

The power requirements of 9-13V at 600mA, were easily

Simple to operate decoding systems are always in demand by utility listeners. A recent addition to the market is the Easy Reader DM-1000 reviewed here by Mike Richards.

met by an optional mains unit. If you wanted to use an alternative power source, this could be connected via a 2.1mm coaxial power socket.

The only other connection required for operation to start was the video lead. The video output from the DM-1000 was a normal composite video signal suitable for most monitors. As the display was monochrome there's no need for expensive (and noisy) colour monitors. It's important to note, however, that the video was not suitable for direct connection to a TV. If you want to connect to a TV, you'll need an optional video modulator. To make sure the resultant display was easy to read, you could adjust the number of characters per line. The two options provided were 40 or 80 characters per line. This should be adequate to cover most requirements. The 40 character option is particularly useful when using the DM-1000 with a TV as the resolution is often poor. Also on the rear panel were connectors for a printer, RS232 and DMC COMNET interfaces.

The printer interface was a standard Centronics parallel port using a 25-way D

connector. The use of a D connector meant that standard (i.e. cheap) IBM compatible printer leads could be used. To facilitate the use of a range of printers, the print width could be set by the operator. As with the video display, the two options provided were 40 or 80 characters per line.

The DMC COMNET and RS-232 ports were provided to support future developments of the DM-1000.

Instructions for the DM-1000 were contained in a spiral bound, thirty-page, A5 booklet. The operation of the unit was covered in plenty of detail, though I'd have liked to see a few more illustrations to brighten it up a bit.

Menu Driven

Operation of the DM-1000 was controlled by the 16-button keypad on the top panel. Although this was simply marked 0-9 and A-D, it was able to control all the functions. The secret was in the use of a menu driven system that indicated the function of the buttons on the video monitor. Using this system each key could be assigned a different function


depending on the mode selected. This was backed-up with a summary of commands printed on the top panel. One unusual point was that there was no conventional ENTER key, the function being carried by the stop key (.).

After the initial sign-on screen, the display gave a choice of receiving RTTY or c.w. modes. Once within the desired operating mode the key pad takes on differing functions depending on the specific mode selected.

CW Reception

Despite being one of the oldest radio communications systems, c.w. is still in constant use on the h.f. bands. The DM-1000 has been designed to make c.w. reception as easy as possible. Once the c.w. mode has been selected, you're presented with a blank screen except for a reverse video status line at the top of the screen. At the left-hand end was a very useful tuning indicator, comprising a vertical arrow that moved between two vertical markers. The arrow moves in response to the received signal and effectively shows the correct tuning point. To keep tuning simple, the DM-1000 is able to process the signal anywhere in the centre half of the tuning display. This is particularly useful if your receiver only has 100Hz tuning steps. I found that the review model was able to reliably decode signals

DATA MODES



with side tones of between 500 and 1500Hz. This was an usefully wide range.

Another useful aid was the data indicator, also on the status line. This comprised a simple square that flashed in synchronisation with the incoming c.w. signal. Although not really a tuning indicator, it provided a useful indication that the DM-1000 was decoding the required signal.

The next section of the status line gave an indication of the selected mode which, for c.w., was basically auto or manual. If the manual speed selection had been chosen, the selected speed, in w.p.m., was shown on the display. The next item on the status line was the SmartLock indicator. SmartLock is the name given to the signal tracking system employed by the DM-1000.

The great advantage of the SmartLock system is that it can track incoming signals over a wide range. As I mentioned earlier, one of the advantages is the wide tuning range of the DM-1000. The second advantage is its ability to analyse an incoming signal checking for polarity and speed. Once the parameters have been established, the SmartLock continues tracking, so following any speed changes. As a further

sophistication, the decoder could be locked on to the current parameters. This was particularly useful when conditions were very poor, as it prevented the SmartLock from hunting during heavy fading or interference.

Unlike some other systems, the DM-1000 did not inhibit printing while the SmartLock was calculating. The result of this is that garbage is printed when first tuning into a station. This only happens for a short period while the SmartLock analyses the signal. In most cases this took no more than about 5 seconds. If you try this on the amateur bands you may well find that it won't lock - don't worry it's the signal not the decoder. Although many amateurs send good quality c.w., there is still a lot of very poor c.w. to be heard on the bands. The main problem is not from new licensees, but the experienced amateur that develops a characteristic 'swing'. This completely disrupts the element spacing of the code, making it very difficult to resolve.

To help keep the display readable, the DM-1000 includes a word-wrap feature that ensures that words are not split across two lines. For occasions where the decoder gets confused by a signal you

could hit the '2' button to restart the SmartLock.

Automatic RTTY Reception

To complement the c.w. modes, the DM-1000 includes fully automatic RTTY reception. This is a great boon for the newcomer to utility listening. All you have to do is approximately centre the signal on the tuning indicator and the DM-1000 does the rest. As with c.w. it starts by printing garbage but this changes to clear text once the SmartLock has finished processing. There was also the facility to reactivate the SmartLock process should the signal change. The SmartLock is very comprehensive in its operation as it selects the

baud rate, shift and signal polarity. I can assure you that this operation can take quite some time if you have to do it manually - I speak from experience.

The status line for RTTY reception was similar to that used for c.w. The parameters shown were:

Mode, code, baud rate, SmartLock, polarity, figs/lets and printer status. This clear display enabled the operator to quickly evaluate the status of the decoder.

For operating under difficult conditions the SmartLock could be locked once the signals parameters had been established. This prevented the SmartLock from re-analysing the signal under noisy conditions. The baud rates supported by the DM-1000 were 45, 50 and 75 baud, thus covering most of the common transmission types.

Where the signal type is known, it's generally quicker to use the manual mode and set the parameters yourself. The setting of these parameters had been kept very simple and, for most, all that was required was a single key-press to toggle the setting. Another useful feature was the inclusion of a baud rate check facility. When enabled this gives a read-out of the baud rate of the signal being received.

The DM-1000 included the facility to receive ASCII transmissions at 110 and 200 baud. However, as there are virtually no transmissions using these formats, the mode is unlikely to be used.

Simple To Operate

With the review model connected to my Icom receiver and a suitable video

SPECIFICATIONS

Dimensions:	292(w) x 148(d) x 50mm (h)
Weight:	1.1kg
Power Supply:	9-13V d.c. at 600mA
Options:	RS232C serial interface u.h.f. modulator
Environment:	10 to 40°C Humidity 5 to 95% non-condensing
Audio Input:	200mV to 10V p-p 5kΩ
Video out:	Composite video 1V 50Ω 80/40 characters/line 25 lines 50/60Hz operation
Expansion:	DMC COMNET port

DATA MODES



Abbreviations

c.w.	continuous wave (Morse)
d.c.	direct current
Hz	hertz
kg	kilogrammes
kΩ	kilohms
mA	milliamperes
mm	millimetres
mV	millivolts
p-p	peak to peak
RTTY	Radio TeleType
u.h.f.	ultra high frequency
V	volts
w.p.m.	words per minute
°C	degrees Celsius
Ω	ohms

monitor (borrowed from the Editor - thanks Dick), I was ready to decode. The DM-1000 lived-up to my expectations, proving very simple to operate. All you had to do was select either RTTY or c.w., tune into a signal and wait for the SmartLock to do its job. In most cases this took around five seconds which I thought was quite acceptable. You could also keep a check on what SmartLock was trying by watching the status line at the top of the screen. When tuning to a station where you know the format, it was worth switching to manual to speed

up the process. Once you'd selected the baud rate, the only other variable was the polarity, this could be changed with a single key-press.

The DM-1000's ability to resolve difficult c.w. signals was very good and it was able to quickly lock onto most signals. The only exception being the amateur transmissions I mentioned earlier.

Although the tuning indicator was useful, its response took a little getting used to. This was because it responded to the decoding software rather than the signal

direct. This put in a delay between a change of receiver tuning and the display responding. This minor disadvantage was offset by the very wide tuning tolerance of the DM-1000.

Conclusion

The DM-1000 has proved itself to be a very compact and capable decoder. It will have particular appeal to the newcomer due to its ease of use. The provision of just c.w. and RTTY modes has the advantage of covering most decodable transmissions,

whilst keeping operation simple.

The use of software decoding also has advantages as the decoding modes and facilities can be upgraded by a change of software. This means that the DM-1000 should be able to keep up with new developments, thus giving the unit a longer life.

The DM-1000 is available from **Dewsbury Electronics**, 176 Lower High Street, Stourbridge, West Midlands DY8 1TG. Tel: (0384) 390063, price £199.95. My thanks to Dewsbury for the loan of the review model. ■

C.M.HOWES COMMUNICATIONS

Mail Order to: **Eydon, Daventry, Northants NN11 6PT**
Tel: 0327 60178



EASY TO BUILD KITS!

Building your own equipment is not only interesting and fun, but enables you to build up your station facilities without having to spend a fortune. You could update an older receiver with our new DFD4 Digital Read-out, or build yourself an excellent little rig for holiday and portable use. All our amateur band receivers have matching transmitter kits, so you can start with a simple receiver and build up your station in easy stages.



Novice kits housed in optional "hardware packs"

DFD4 ADD-ON DIGITAL READ-OUT

The HOWES DFD4 enables you to add modern digital read-out accuracy to analogue type receivers and transceivers. The 100Hz resolution will enable you to find stations accurately - be on the right frequency ready to catch those brief messages that you would otherwise miss whilst tuning randomly. The DFD4 can accommodate any IF frequency offset, and VFOs that tune normally or "backwards". We have designed this kit to be as versatile as possible. Why not give me a ring to discuss its use with your radio?

DFD4 Kit: £39-90

Assembled PCB modules: £59-90

ASL5 DUAL BANDWIDTH FILTER

Add extra selectivity to your receiver with the HOWES ASL5. The dual filters provide a narrow (300Hz) CW filter and sharper roll-off than crystal filters on SSB or other speech modes. A great addition to reduce noise and interference with all the popular general coverage receivers. No mods are required to the set, the ASL5 connects in-line with the external speaker or headphone socket.

ASL5 Kit: £15-90

Assembled PCB Module: £24-60

DXR10 10, 12 & 15M SSB/CW RECEIVER

The HOWES DXR10 is a super little receiver. It can receive signals from amateurs on three DX (long distance) bands, and makes an ideal receiver for those who would like to take up amateur radio with the new Novice Licence. Matching transmitter kits are available to convert it into a transceiver for 10 and 15M to give World-wide SSB and CW contacts.

DXR10 Kit: £26-60

Assembled PCB module: £39-90

SOME OTHER ACCESSORY KITS

	Kit	Assembled
AA2	HF Active Antenna 150kHz to 30MHz.	£8-50 £12-90
AA4	25-1300MHz Active Antenna for scanners	£19-80 £26-80
CBA2	Buffer to connect DFD5 to our receivers	£5-90 £9-50
CSL4	Additional SSB/CW filtering for our receivers	£10-50 £17-40
CTU30	HF Bands ATU for RX or 30W on TX	£31-50 £38-40
CV100	HF Converter for VHF Scanners	£26-50 £37-90
DGS2	"S Meter" for our receiver kits	£9-20 £13-80
DFD5	Digital Readout for use with our receivers	£41-50 £64-50
SPA4	Wide-band Receiver Pre-amp 4-1300MHz	£14-90 £20-90
ST2	Morse Practice/Side-tone Oscillator	£8-90 £14-30
SWB30	SWR/Power Indicator & load	£12-90 £18-50

PLEASE ADD £1-20 P&P for kits or £3-00 for hardware.


ANTENNA INTERFACE

CA30M Hardware Pack plus CTU30, SWB30 & ST2 Kits.
CA30M: £28-90



HOWES KITS are produced by a professional RF design and manufacturing company. They contain good quality printed circuit boards with screen printed parts locations, full clear instructions and all board mounted components. Sales and technical advice are available by phone during office hours. Please send an SAE for our free catalogue or specific product data sheets. Normally all items are in stock and delivery is within seven days.

72 & 73 from Dave G4KQH, Technical Manager.



D A T I N G
ELECTRONICS LIMITED

Clayton Wood Close
West Park
Leeds LS16 6QE
Tel: 0532 744822
Fax: 0532 742872

For products you can rely upon to give amazing results

For information on **Active Antennas, RF Amplifiers, Converters, Audio Filters, the Morse Tutor and Speech Processors** send or telephone for a free catalogue and selective data sheets as required.

All our products are designed and made in Britain.

Orders can be despatched within 48 hours subject to availability.



VISA — VISA AND ACCESS WELCOME —



dressler

COMMUNICATIONS LIMITED

YAESU

ICOM

KENWOOD

STANDARD

191 Francis Road, Leyton, LONDON E10 6NQ

Tel: 081-558 0854/556 1415 Fax: 081-558 1298

Telex: 8953609 24 Hr Hotline ansaphone

OPEN: MON-FRI 9AM-5.30PM OPEN: SAT-9.30AM-4.30PM

DRESSLER ACTIVE ANTENNAS

ARA60

ACTIVE ANTENNA
50kHz - 60MHz
WITH LIMITED
PERFORMANCE
UP TO 100MHz

Shortwave Active
Antenna
940mm High
64mm Diameter
Complete with
cable + PSU &
Interface

£163.00

ARA 1500

50MHz - 1500MHz

Frequency	Gain
50-1000	11.5dB
100-1500	11.0dB

£163.00

'N' Connection

Now fully
tunable
interface.
Intercept
point +
21dBm
Typical.

ICOM IC-R1 £369.00



PRICE BREAK
THROUGH
SHINWA SR001

Remote control full
feature receiver

£299

AOR

AOR 3000A	£765.00
AOR 2000	£269.00
AOR 2800	£385.00

JRC

NRD 5350 + ECSS + BWC + 1KHz filter inc. ARA 60	£1731.00
NRD 535 only	£1095.00

ALINCO DJXIE

DJX1	£269.00
------	---------

NEW SCANNER

SONY

ICF SW 7600	£149.00
ICF SW 77	£349.00

ICOM ICR710

£1120.00

SUPER SCANNER

YAESU

FRG 8800 HF Receiver	£649.00
----------------------	---------



FRG 9600 50-950MHZ	£520.00
--------------------	---------



KENWOOD

R5000	£875.00
R2000	£599.00
LOWE 225	£429.00

ICOM

ICR R71	£875.00
ICR R7000	£1015.00
ICR R72	£659.00
ICR R9000	£4080.00

All accessories stocked

YUPITERU MVT7000

£289

COME AND VISIT OUR TOTALLY
REFITTED LONDON SHOWROOM



Prices correct at time of going to press. Please phone for latest quote. Or contact your local agent any time on the following numbers: Terry (Biggleswade, Beds.) 0767 316 431. Stuart (Bromley, Kent) 081-313 9186.

GUIDE TO UTILITY STATIONS 1992

10th edition • 534 pages • £26 or DEM 70
7500 new coastal and fixed station frequencies!

Our bestseller covers the complete frequency range between 0 and 30 MHz. We are the very first to publish *all* new maritime frequencies world-wide in use since the gigantic global frequency transfer in July 1991! Latest military and political events such as the impacts of the Gulf War and of the recent and current revolutions in Eastern Europe are covered exclusively by our UTILITY GUIDE. Sophisticated operating methods and regular overseas monitoring missions (1991 for months in India, Malaysia, Mauritius, Reunion, Surinam and Venezuela) complete this unique book.

The completely revised new edition includes a frequency list with 19136 frequencies, and a call sign list with 3514 call signs. Up-to-date schedules of FAX meteo stations and RTTY press services are listed both alphabetically and chronologically. Abbreviations, addresses, codes, definitions, explanations, frequency band plans, international regulations, modulation types, NAVTEX schedules, Q and Z codes, station classes, telex codes, etc. - this reference book list everything. Thus, it is the ideal addition to the World Radio TV Handbook for the "special" stations on SW!

Further publications available are *Guide to Facsimile Stations*, *Radio-teletype Code Manual* (11th editions) and *Air and Meteo Code Manual* (new 12th edition). We have published our international radio books for 23 years. They are in daily use with equipment manufacturers, monitoring services, radio amateurs, shortwave listeners and telecommunication administrations worldwide. Please ask for our free catalogue, including recommendations from all over the world. For a recent *Shortwave Magazine* book review see Ian Chard in issue 2/91. All manuals are published in the handy 17 x 24 cm format, and of course written in English.

Do you want to get the *total information* immediately? For the special price of £88/DEM 245 (you save £15/DEM 40) you will receive all our manuals and supplements (altogether more than 1700 pages!) plus our *Cassette Tape Recording of Modulation Types*.

Our prices include airmail postage to everywhere in the world. Payment can be by £ or DEM cheque, cash, International Money Order, or postgiro (account Stuttgart 2093 75-709).

Dealer inquiries welcome - discount rates on request.

Please mail your order to:

KLINGENFUSS PUBLICATIONS
Hagenloher Str. 14, D-7400 Tuebingen, Germany
Tel. +49 7071 62830

SKYVIEW

SYNOP



£99.00 INC VAT

NEW CONCEPT IN WEATHER IMAGING

- Includes full RTTY/NAVTEX System & Hardware interface.
- Plot detailed Weather Maps.
- Uses RTTY met data.
- Supports VGA, EGA.
- Pictorial and Synop plot facilities.



NEW



SATFAX



£199.00 INC VAT

NEW INTEGRATED SAT/FAX SYSTEM

- Modes FAX, METEOSAT, NOAA.(APT)
- Timetable - Automatic Switching.
- Supports VGA, EGA, CGA, + HERC.
- 640 x 800 Resolution, 16 Grey Scales.
- Includes S/ware & H/ware interface.

*SKYVIEW SYSTEMS LTD. Skyview House,
Cockayne, Alresford, Essex. CO7 8BZ.*

Sales: 0206 823185 / FAX: 0206 825328

Technical Sales: 0205 359658

ENTERPRISE RADIO APPLICATIONS ALTD.

5 Clarendon Court
Winwick Quay
Warrington
WA2 8QP
Tel: (0925) 573118

MK.II MICROREADER



The easiest way to receive CW, RTTY, AMTOR, SITOR and NAVTEX without all the fuss of computers. Just plug into your speaker socket and switch on. The Microreader automatically decodes both amateur and commercial stations

displaying the received text on its own LCD screen. The Microreader also incorporates a MORSE TUTOR facility that allows you to check both your receiving and sending performance. £170.00.

BP34 AUDIO FILTER

Someone once said that this filter is too good for amateur radio use. We, along with hundreds of BP34 users would disagree. The BP34 combines ease of use with a degree of performance not found in any other filter. Exceptionally sharp cut off and guaranteed 80dB stopband attenuation make this filter a must for the more serious user. £109.50.



RS232 DISPLAY

Don't tie up your computer while monitoring. This new unit will display, store and print messages sent via the RS232 output from the MICROREADER or PACKET TNC.

Text is stored in memory and at the same time displayed on the large 160 character backlit screen. A unique scrolling facility allows you at any time to scroll back and forth through over fifty screens of text messages while still receiving data. The display incorporates a PARALLEL PORT that allows printing of all or selected sections of text at the touch of a button. £185.00.



**UPGRADE KIT
FOR SITOR/
AMTOR/NAVTEX
version 4.1 many other
improvements
£20.00**



All products are guaranteed for two years
and all prices include VAT
and postage and packing.



Starting In Data Mode

Let's start with a look at the type of receiver you will need.

Receivers

The minimum requirement is a short wave receiver that's capable of receiving single sideband signals. The range of receivers that fits the bill is understandably very large. At the bottom end there are receivers like the Panasonic RF-B45 that was reviewed last month. If you've a large budget there are many fine receivers to whet the appetite. The current leaders are the Drake R8E, JRC NRD-535, Icom IC-R71E, Yaesu FRG-8800, Kenwood R-5000, Lowe HF-235. If you're into real big money then the Icom IC-9000 at 4000.00 is a top of the range receiver. In between these extremes are a host of very respectable receivers. If you like to buy British, then the Lowe HF-150 and HF-225 are fine performers.

Although s.s.b. reception is the key feature for utility listening, there are one or two other parameters that can make life a lot easier. The first of these is the size of the tuning steps. Some of the popular signals, such as amateur RTTY, marine Telex and I.f. FAX use narrow shifts of 200Hz or less. This narrow shift means that accurate tuning is essential. If the smallest tuning steps on your receiver are 100Hz you can see that it would be very difficult to accurately tune one of these signals. Ideally you need a receiver with tuning steps of about 20Hz or less. However, if your receiver is fitted with a b.f.o. this can be used to bridge the gap where the tuning steps are wide.

With all utility signals, good filtering can produce significantly improved results. There are various types of filter but these can be broadly divided into audio and r.f. filters. The r.f. filters form part of the receiver and may be switchable to give different bandwidths. The range of filtering options need to be carefully considered when

This article is intended to start you on the interesting hobby of listening to data mode transmissions. The range of decoding systems available is very comprehensive, catering for all tastes and budgets.

selecting a receiver. In the vast majority of cases it's only the more sophisticated receivers that offer a choice of bandwidths. Some of these manufacturers include a range of filters as standard whilst others can supply them as optional extras. For utility listening I would recommend the following: 500Hz, 1.8kHz and 2.4kHz as being desirable in a sophisticated monitoring receiver.

With audio filters the listener has a much wider choice. This is because these filters can be mounted to the receiver so freeing the listener from dependence on the manufacturer. The prime function of the audio filter is adjustment of the audio bandwidth. It can also be very useful to have a variable notch filter. Two of the most popular audio filters are those from Datong and the BP34 from the makers of the Microreader, ERA Ltd.

Whilst still on the receiver, I ought to make a brief mention of antennas. The only difference between general short wave listening and utility listening is that of interference. Because all decoding systems use some form of computing power there is a higher level of potential interference than with a voice only station. If you're using a commercial self contained decoder, the increase is minimal. To minimise the effects of the interference it's generally advisable to choose an antenna with a screened down lead.

What Modes?

When thinking about joining the ranks of utility listeners, one of the first decisions you need to make concerns the modes you want to receive.

There are a vast range of modes transmitted but fortunately the majority of decodable information is carried by just a small number. By far the most common is simple c.w. Despite it's simplicity, it's still used extensively by maritime operators. The next in popularity is RTTY which is used primarily for news agencies and weather data. The popularity of these two modes can be gauged by the fact that virtually every utility supplier caters for at least these modes. For those on a limited budget I would recommend starting with just RTTY and c.w. To be effective any program needs to be able to handle RTTY baud rates of 45, 50 and 75 with shifts of 170, 400 and 800Hz. For c.w. you need to be able to cope with speeds of between about 15 and 30w.p.m.

The next step up in receive modes is the Automatic Repeat ReQuest (ARQ) systems. Of these, the simplest and most common is the AMTOR and SITOR variants. From the listeners point of view, these two modes are the same. In simple terms AMTOR is the amateur version of SITOR. If you buy a decoder that can handle these modes you'll normally find that FEC is included. The difference between the two is that SITOR is used for links between two stations while FEC is a broadcast mode. This means it gets used to transmit traffic lists and the like.

If you've an interest in receiving weather charts and press photos, you need to consider a FAX decoder. I'll cover the various forms later, but you will need the following receive modes:
 IOC288 and 576
 Drum Speeds of 60, 90, 120 and 240r.p.m.

The next step up from the modes I've covered takes you into many advanced modes. If you are to be successful in receiving these you really need to have mastered the simpler modes first. One of the other snags with the more complex modes is that many of the stations spend many hours just idling with no traffic. Even when they do transmit, the information is often encrypted. Despite these drawbacks, many listeners gain a great deal of pleasure from locating, indentifying and decoding these transmissions. Perhaps the most popular of these complex modes are ARQ-E, ARQ-E3 and ARQ-M.

Decoder Choice

This is perhaps the most difficult area for the newcomer. The first decision to be made is whether or not you want to get involved with computers. For most this is a simple and clear cut decision. If you don't have a particular interest in learning about computers I would suggest you avoid this route. This is because there are so many extra things that can (and will) go wrong. If you're an enthusiast you'll learn a lot from getting the system going. Without this enthusiasm you could be in for a hard time! One of the most common problems with computer based systems is interference that can be very difficult to locate and cure.

If you've decided to avoid computers then you'll be looking for a stand-alone decoding system. One the most popular and well established is the ERA Microreader. This neat little unit provides automatic reception of c.w and RTTY using an internal liquid crystal display. The systems has been recently complemented with a large display to increase it's readability. To bring the unit right up-to-date they'll soon be expanding it to include SITOR. A new arrival in this market is the Easy Reader DM-1000 from Dewsbury Electronics.

SALE

ASK ELECTRONICS LTD

SALE

248 Tottenham Court Road, London, W1P 9AD Tel: 071-637-0353/0590 Fax: 071-637-2690

SONY

ICF-SW1E £134.95



ULTRA-COMPACT SHORTWAVE RADIO WITH PLL SYNTHESIZER CIRCUITRY


FM/LW/MW/SW reception • PLL synthesized circuitry • FM stereo • Continuous AM frequency coverage • 4 way tuning: 10 memory presets, auto scan, manual tuning, 10 key direct tuning • Programmable timer • Sleep function • Digital clock and alarm • LCD display with light function • Dual conversion system • 2 step tone control • Key protection • Record out socket • Supplied with stereo earphones, shortwave guide and compact aerial • Power: 2xAA size battery.

ICF-SW800 £94.95

ICF-SW15 KIT £195

ICF-SW20 £59

AN-1 ANTENNA £49



SONY SPECIALISTS 071-637-03531 071-637-0590 Fax: 637-2690

SONY ICF-SW55 "SUPERADIO"


- World time zones • SSB
- Full digital p/sets
- Multiband

£249 only

YOUR SONY SPECIALIST

Full Worldwide Guarantees from SONY! CALL THE SONY SPECIALISTS 071-637-0353/0590!!
Mail Orders Welcome. 071-637-0590/0353 Fast - Efficient - Convenient. To your doorstep!!

ICF-SW7600 £134.95



HIGH PERFORMANCE PORTABLE RECEIVER WITH PLL SYNTHESIZER CIRCUITRY AND CONTINUOUS AM FREQUENCY COVERAGE

LW/MW/FM/SW/SSB reception • PLL synthesized circuitry • FM stereo • Continuous AM frequency coverage • 4 way tuning: 10 memory presets, auto scan, manual tuning, 10 key direct tuning • Sleep function • Digital clock • Programmable timer • 2 step tone control • Antenna input socket • Headphone socket • Key protection • LCD display • Dual conversion system • Supplied with compact antenna, stereo earphones and AC power adaptor • Power: 4xAA size battery.

ICF-PR080 Air/marine £275

ICF-AIR7 £229

WA-8800 Full SW M-band stereo cassette recorder £199

CR-V21 world band receiver - fax printout, RTTY weather rec £2699

SONY CAR "DISCMAN" Full range

D808K £229

D802K £189

D800K £169

D202 £145

SALE

ROBERTS

R727 5 bands - FM/MW/SW/LW/SW1-4 £79.95

R747 3 bands £92.95

RF-M3 Tiny £59.95

RP-26 FM/MW/LW £81.95

RP-14 Cassette radio 4 FM's £60.95

RC-30 Mono cassette radio £51.95

AWARD WINNERS


071-637-0353/0590

AN AWARD WINNING MASTERPIECE

ICF-2001D Kit £319.95 ONLY
Finest all-round pro-receiver in the business.

FW/LW/MW/AIR multi-band reception • 32 station preset memory • Synchronous detector circuit • PLL quartz-locked synthesiser circuit digital/analogous tuning • 2-way scan tuning (memory, broadcast, define) • 2-position tone control • Direct metre band access • 4-event programmable time • AM attenuator SSB reception • External antenna for AM, FM and AIR band • 288x159x52mm (w/h/d) 1.7kg. 2001 DSYSTEM-ICF-2001D with active antenna AN-1 in one complete package.

NEW ICF-SW77 Similar specification to 2001D but with jog-shuttle dial tuning for accuracy £329



D33 £119

DT66 £189

D350 £250

D99 £189

DZ555 £325

"Flagship machine"

WC's equaliser memories

GRUNDIG

SATELLIT 650 £459.00

SATELLIT 500 £275.50

SATELLIT Cosmopolit £91.90

YACHT BOY 220 £56.99

YACHT BOY 230 £73.00

CONCERT BOY 225 £36.70

PLEASE MAKE ALL CHEQUES PAYABLE TO ASK ELECTRONICS AT: 248-250 TOTTENHAM COURT ROAD, LONDON, W1P 9AD, UK

PHILIPS

D2345

• Portable Radio • LW/MW/FM/2 x SW • Fine Tuning Control • Mains/battery supply £24.95

D1875

• Compact 12-band Portable Radio • LW/MW/FM/9 shortwave • Large tuning control • Tuning LED indicator • Telescopic and ferrite core aerial • DC supply connection • Earphone connection • Wrist strap • Attractive pouch £49.95

DAT

digital audio tape

Sony TCD3 £425


Casio DA7 £575

Casio DA100 £389

• All electrical digital world receiver • LW/MW/FM/13 x SW • Continuous tuning over total AM band • Direct keyboard tuning • 9 station memory • Variable pitch BFO for CW/SSB reception • Touch panel switching • LCD frequency display • Mains/battery supply

STILL ONLY!
£119.95
BEST BUY!!
PHILIPS
D2935 RADIO

CALL NOW FOR IMMEDIATE DESPATCH! MAIL ORDER LINES 071-637-0590/0353!!



PROFESSIONAL W/BAND RECEIVERS £2699

WORLD BAND RECEIVER WITH MULTIBAND/SATELLITE RECEPTION AND RTTY/WEATHER FAX PRINTOUT

FM/LW/SW/SAT reception • Reception and print out of weather fax and RTTY weather satellite information with optional AN-P1200 aerial • Built-in printer • Triple loop PLL synthesized circuitry • 5 way tuning: 421 memory presets, scan tuning (auto, define and memory), spectrum analysed tuning (using graphical display of signal strength), manual tuning with jog dial, 10 key direct tuning • Continuous waveband coverage AM 9.299999 KHz, FM 87.5 - 108 MHz, SAT 137.62/141.12 MHz • Synchronised detection system • Auto memory input for easy automatic storage of up to 10 stations • Priority reception • B Programme/1 week timer • TCO (Temperature Compensated Crystal Oscillator) for ultimate stability of the reception frequency • Active search system • Memory list • Sleep function • Cassette player / computer interface for data storage and other uses • Built-in high resolution thermal printer using 110mm paper with horizontal resolution of 860 dots • Printer with enlargement capability • Dual power supply - AC adaptor/rechargeable battery pack • External active antenna • AF filter • Digital quartz clock • Large LCD display with contrast control • Squelch control • Key protection • AM attenuator, dual conversion system • RF gain control • Record out • External aerial sockets • Supplied with AC adaptor. Rechargeable battery pack, battery charger, active antenna with bracket and cable kit, dust cover, printer paper, shortwave guide, fax guide and operation table • Power: NP22.

MULTI-BAND RADIOS/SCANNERS/TRANCEIVERS

LONDON'S PREMIER COMMUNICATION EQUIPMENT BARGAIN CENTRE

071-637-0590/0353

"FULL RANGE KENWOOD COMMUNICATIONS EQUIPMENT"

AN P1200

Offset Parabolic antenna and frequency converter • Designed to augment the CRF-V21 • Capable of receiving fax broadcasts from meteorological satellites • Size: 1.25m x 2m x 1.5m (w x h x d) £1599

SALE

PANASONIC RF-B900 W/BAND RECEIVER

YUPITERU AIR-POWER AT YOUR FINGERTIPS

VT-125 II £169.95

MVT-7000 £289.95

PANASONIC

RF-B10 World band receiver - pocket size £59.95

RF-B65 S/pro multi band digital radio - memories preset £169.95

RF-B45 Digital m/band radio £129.95

071-637 0353/0590

ICOM

SCANNERS/TRANCEIVERS

IC-R1 15-1300 MHz

100 memories... only £359.95

IC-2SET £289

ICR-7000 £899

FULL RANGE STOCKED



GOVT. AND LOCAL AUTHORITY ORDERS ARE WELCOME. TAX-FREE EXPORT! MAIL ORDER IMMEDIATE DESPATCH

Look up the review in this issue for more details.

Moving further up-market to the more sophisticated units, there are several to choose from. The Wavecom 4010 is certainly one of the market leaders with a very comprehensive set of receive modes. Unlike the Microreader the 4010 needs an external video monitor to display the decoding signals.

If it's mainly FAX you're interested in, the ICS FAX-1 is a very capable performer. This unit uses a printer as a display unit, so you'll need to take account of this in your budgeting.

At the top end of the self-contained FAX units is the AOR WX-2000 and ICS FAX-2. These two units are expensive, but provide top quality FAX images suitable for professional use. The FAX-2 has an added advantage as it can also receive RTTY and NAVTEX transmissions.

If you decide to go for a computer based decoding system there is a considerable choice available.

Technical Software have their popular RX-4 package providing RTTY, c.w., SSTV and AMTOR reception for many popular home computers. These include the BBC, Commodore C64, VIC-20 and Sinclair Spectrum. For more complex modes the BBC based RX-8 is a formidable contender.

Spectrum owners also have excellent support from J & P Electronics. At the top of their range is the RAMS IV package which provides RTTY, AMTOR, SSTV and c.w. reception.

There is not so much of a choice for Atari users but Grosvenor Software offer a

RTTY, AMTOR and c.w. system.

For the widest choice of software the IBM compatible PC is the best choice. At the top of the range is the impressive Hoka Code-3 system. This features some twenty-four modes as standard, with many more available as optional extras.

For FAX reception both ICS Electronics and Comar Electronics provide sophisticated IBM based systems.

If you're looking for a good all round system at a modest price Grosvenor Software are well worth investigating. Their BMKMULTY package includes RTTY, AMTOR, c.w., SSTV and FAX.

There is also a very good range of public domain software available for IBM compatibles. This includes all sorts of utilities as well as some good basic decoding systems. A good starting point is the Public Domain Software Library.

Intelligent Terminal Units

These terminal unit offer an decoding system that's accessible to virtually all computer users. The Intelligent Terminal Unit contains its own microprocessor that handles all the decoding. The decoded output is then passed to the host computer via a standard serial port. The most famous of these is the AEA PK-232 which features RTTY, AMTOR, FAX, c.w., ASCII and Packet. The nearest competitor is the Kantronics KAM which features a similar range of modes.

Useful Addresses

Kelvin Hughes Ltd, Central Mail Order, Royal Crescent Road, Southampton, Hants SO9 1WB. Tel: (0703) 223772.

Grosvenor Software, 2 Beacon Close, Seaford, East Sussex BN25 2JZ. Tel: (0323) 893378.

Public Domain Software Library, Winscombe House, Beacon Road, Crowborough, Sussex TN6 1UL. Tel: (0892) 663298.

ERA Ltd., 5 Clarendon Court, Winwick Quay, Warrington WA2 8QP. Tel: (0925) 573118.

Technical Software, Fron, Upper Llandwrog, Caernarfon LL54 7RF. Tel: (0286) 881886.

J&P Electronics, Unit 45, Meadowmill Estate, Dixon Steet, Kidderminster DY10 1HH. Tel: (0562) 753893.

Hoka Electronics (UK), 26 Bury Road, Shillington, Beds SG5 2NY. Tel: (0462) 711600.

Klingenfuss Publications, Hagenloher Str 14, D-7400 Tuebingen, Germany.

Universal Shortwave Radio, 1280 Aida Drive, Reynoldsburg, OH 43068, USA.

Datong Electronics Ltd, Clayton Wood Close, West Park, Leeds LS16 6QE. Tel: (0532) 744822.

BARTG, Ann Reynolds, 169 Bell Green Road, Coventry CV6 7GW.

ICS Electronics Ltd., Unit V, Rudford Industrial Estate, Arundel, West Sussex BN18 0BD. Tel: (0903) 731105.

Comar Electronics, Unit 10, Samuel Whites Estate, Medina Road, Cowes, Isle of Wight PO31 7LF. Tel: (0983) 200308.

Dewsbury Electronics, 176 Lower High Street, Stourbridge, West Midlands DY8 1TG. Tel: (0384) 390063.

Abbreviations

AMTOR	AMateur Teleprinter Over Radio
ARQ	Automatic ReQuest repeat
ASCII	American Standards for Computer Information Interchange
c.w.	continuous wave (Morse)
FAX	facsimile
FEC	Forward Error Correction
Hz	hertz
kHz	kilohertz
l.f.	low frequency
r.f.	radio frequency
RTTY	Radio TeleType
SITOR	Simplex telegraphy Over Radio
SSTV	Slow Scan Television
w.p.m.	words per minute

Summary

As I hope you can see from this article there are many routes to utility monitoring. The golden rule is to try before you buy wherever possible. The ideal way to do this is to visit one of the many radio rallies that are held all around the country. If you do decide to take the plunge, don't forget to keep an eye on my Decode column for all the latest news and products.

The Golden Years

The early Thirties were undoubtedly the golden years of broadcasting. The tedious business of adjusting the cat's whisker and getting used to ear phones had been abandoned and the 'wireless set' had become an essential part of the furniture. The valve had evolved to screen grid and pentode, which resulted in making reception louder and certainly more stable. In fact, as Stan Crabtree G3OXC explains, people were becoming accustomed to 'armchair listening'.

Amongst a nation of listeners, a few were keen to delve deeper into the intricacies of wireless and attempt to construct their own radio receivers. To these there was one idol - John Scott-Taggart.

From the early Twenties to the beginning of WWII, Scott-Taggart contributed some 500 articles to the popular technical press, starting with his first published design the ST100, sporting two valves in 1925.

He produced on average one design a year, each incorporating the new techniques in wireless as they were being developed until the appearance in 1937 of the ST900 with five valves.

Probably the best remembered were his ST100 and ST300

receivers that were fully covered in the mid-1930s in *Popular Wireless and TV Times*.

Full constructional details were given in all his designs, the 'bread-board' technique of the wiring being shown in illustrations and photographs. Layout was more leisurely and spaced out at this time as there was no need to compress everything to

meet the needs of miniaturisation.

Inter-valve wiring did not necessarily travel via the most direct route. It was aesthetically pleasing to form the heavy gauge wire into right angles, following perhaps more rigidly the schematic circuit diagram. Resistors were often fitted into 'holders' and valves and condensers were supplied with screw terminals and connected by wrapping wire ends round the screws and tightening them with a knurled nut.

With the exception of valve cans, no one seemed to be bothered by screening.

Fulllest Instructions

Scott-Taggart's articles contained the fullest instructions; even the template of the tuning dial was supplied; with all the then European broadcast stations printed on it. And for those with the time and inclination to go deeper into the subject he produced his *Manual of Modern Radio*. From its publication in late 1934 this book became the bible for all seriously minded wireless enthusiasts.

John Scott-Taggart was born in Bolton in 1897. In addition to a grounding as an electrical engineer he also qualified as a barrister at law at University College, London. He became head of the Patent Department of the Radio

Communication Company in 1920 and in 1922 founded the Radio Press Ltd.

Between 1918 and 1934 he took out 30 patents in his own right relating to radio circuits in general and more specifically to aspects of valve manufacture. He became involved in RAF radar training during the early part of WWII and was awarded the OBE in 1975 for 'Services to Radio Engineering'.

In the preface to *The Manual of Modern Radio* the author stated that it was assumed the reader knew nothing whatever about radio or even electricity. An adequate understanding of radio could be achieved without a course in physics, chemistry and mathematics it was claimed. And Scott-Taggart went on to prove just that. Apart from some graphs showing valve characteristics (which were clearly explained in the text) there was no mathematical treatment. Even Ohm's Law was described simply as: 'The relationship between current, e.m.f. and resistance'. In some 380 pages, aided by 541 drawings Scott-Taggart went on to lay bare the theory, practice (and at that time the mystery) of radio reception.

Basic Background Knowledge

The writing may be considered 'middle-class' - which is understandable as the author was the son of a consulting engineer. It was written for that portion of the population who were genuinely interested in wireless and prepared to spend their leisure time acquiring basic background knowledge that would enable them to build their own radio or radio-gramophone. The



John Scott-Taggart holding one of his designs.

Link Electronics

THE REALISTIC SPECIALISTS

★ ★ SPRING SALE ★ ★

PRO-2006

With hyperscan – 400 memories
AM/FM 25-520, 760-1300MHz, 240V A.C./12V D.C.
★ only £299.95 ★ List price £329.95 ★

PRO-2022

68-88, 108-136 (AM), 136-174, 380-512, 806-960MHz
200 memories, 240V A.C./12V D.C.
★ only £179.95 ★ List price £199.95 ★

PRO-9200

68-88, 108-136 (AM) 136-174 406-512MHz, 16 memories
240V A.C./12V D.C.
★ only £119.95 ★ List price £129.95 ★

PRO-2025

Superb compact mobile – 16 memories
68-88, 136-174, 406-512MHz
★ only £89.95 ★ List price £99.95 ★

PRO-35

Hand-held – 100 memories
68-88, 108-137 (AM), 137-174, 380-512MHz
★ only £159.95 ★ List price £179.95 ★

PRO-37

Hand-held – 200 memories
68-88, 108-137 (AM), 137-174, 380-512, 806-960MHz
★ only £199.95 ★ List price £229.95 ★

All scanners include FREE p&p in the UK. 12 months warranty

Link Electronics

G0CVZ

(Authorised Tandy dealer)

G6YTI

228 Lincoln Road, Peterborough PE1 2NE

(0733-345731) SAE for leaflet.

Phone for latest on second-hand bargains



SSE

HIGH QUALITY ACCESSORIES

THE ORIGINAL SCANNING SPECIALISTS

FOR SCANNING MONITOR RECEIVERS

JIMPSU-101

1. **JIM PSU-101 MkIV.** A high quality UK manufactured fully regulated 220-240V AC power supply with RADIO BASE HOLDER combined. For use with FAIRMATE HP-100E/200E/2000/1000AB, AOR-1000/2000, YUPITERU MVT-5000/7000/125, VT225, REALISTIC PRO-35/38, ICOM-R1, UNIDEN UBC50XL, BC55XLT, UBC70XLT, ALINCO DJ-X1, UBC100XLT. New unique features include 2 DC output sockets one for radio and the other for accessories. A bracket for BNC socket for antenna connection. Separate DC leads included. **PRICE £29.95.**



2. **JIM BH-A3.** Universal base stand for handheld scanners-transceivers etc. convenient, safe support of radio. Adjustable front stop. Heavy duty chromed base. Bracket for BNC socket for base antenna connection. **PRICE £9.95.**

3. **JIM CH-A4.** Car mounting holder for handheld scanners-transceivers with BELT CLIP support. Safe and convenient use of scanner etc. in car, truck, boat etc. **PRICE £7.00.**

4. **JIM BC-4H.** Unique FAST Universal 4 hour + 14 hour Ni-cad charger. "auto-switch-off" timer (no more guessing). Ideal Fairmate, AOR, Yupiteru etc. Leads + 4 sizes of AA holders supplied **PRICE £19.50.**

5. Watch this space for high quality Universal S meter for scanners. CB etc!

Payment by postal order or cheque. Prices include postage
Further information on SSE products, send A4 SAE to:

SOLID STATE ELECTRONICS (UK)

6 The Orchard, Bassett Green Village,
Southampton SO2 3NA
Tel: (0703) 769598

**NEW
PSU-101 MK IV**

MARTIN LYNCH

G4HKS

THE AMATEUR RADIO EXCHANGE CENTRE

286 Northfield Avenue, Ealing, London W5 4UB. Tel: 081 566 1120 Fax: 081 566 1207

**ANNOUNCING
THE NEW ICOM
ICR-7100HF**



FROM CHRIS PARNELL, THE SKILLED DEVELOPMENT ENGINEER WHO ORIGINATED THE ICOM ICR-7000HF, MARTIN LYNCH CAN NOW OFFER THE NEW ICR-7100HF.

After months of specialist engineering, I can now offer the receiver with a frequency range of 50kHz to 2000MHz. By pressing the original dimmer button on the front panel, the ICR-7100 transforms into a high performance HF receiver in addition to its VHF/UHF capabilities. You do not have to guess at the display like other attempts at the modification. 14,200.00MHz reads as displayed. Employing a modified version of the ICR-7000HF module, Icom UK have approved the installation so you have total peace of mind.

**AT ONLY £1120 INCLUDING VAT,
THE NEW ICR-7100HF IS AVAILABLE FROM
STOCK.**

**PART EXCHANGE WELCOME.
081-566 1120**

**DEALER AND OVERSEAS
ENQUIRIES WELCOME**

BUYING
OR SELLING...
DIAL
081-566 1120
NOW!

ALINCO

YAESU

KENWOOD

ICOM

AOR

STANDARD

Authorised Dealer

Martin Lynch is a Licensed Credit Broker.
Full written details upon request. Typical APR 32.9%

PHONE 081-566 1120

For fast mail order Tel: 081-566 1120.
Please add £10.50 for 48 hour delivery.
SHOP OPENING HOURS: Tuesday - Saturday 10 - 6pm.
24 hour Sales HOT LINE 0860 339 339 (after hours only.)
FAX order line open 24 hours.

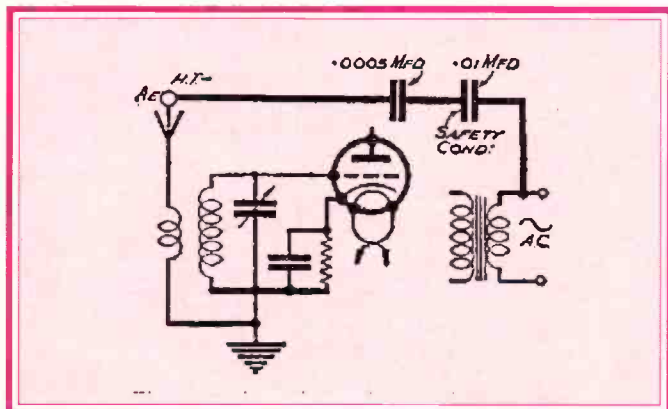


Fig. 1: Small circuit diagram showing aerial source from mains transformer.

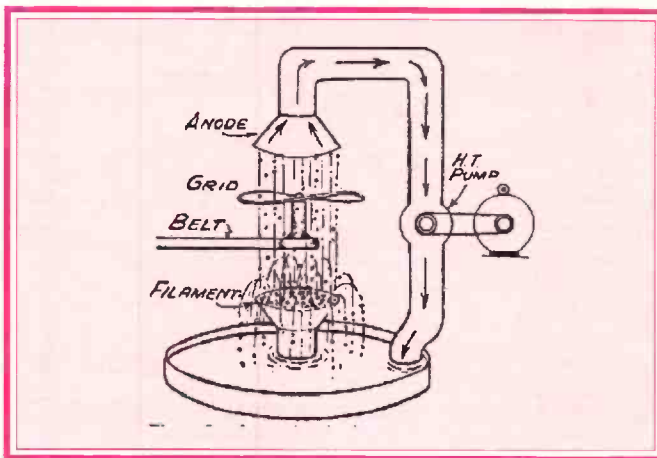


Fig. 2: A mechanical analogy explaining the action of the triode.

writing contrasts with the ease of style and 'user friendliness' of the F J Camm manuals that were to follow a few years later. But they were really for a different group of hobbyists. Whereas Camm's books appealed to the masses with straightforward, get-up-and-go text profusely aided by diagrams, Scott-Taggart's instructions were for the thinking man who perhaps wanted to know not only 'why' but 'how' a circuit worked.

Modesty was not one of Scott-Taggart's attributes, as those who recall some of his magazine articles may remember. Some of the introductory paragraphs in *The Modern Manual of Radio* are an example of his self-esteem.

'Between the stiff covers of this manual will be found a summary, supplemented by criticism when it has been found necessary, of the whole modern techniques of broadcast reception'. He later advises: 'Only very occasionally, if he reads from cover to cover, will he (the reader) have to leave a paragraph to a second reading'.

Easier to Digest

However, his descriptive text was far easier to digest than many academic textbooks of the era and he did have the knack of being able to explain wireless in the clearest of terms. And this without undue verbiage.

His forte was the

thermionic valve and an example of his technique to explain its operation. The triode is represented as a fountain (filament) with water being sprayed through a rose (space charge). When a pump is brought into action (h.t. supply) some of the water is sucked up to a funnel (anode) and ultimately goes back through pipes to the trough of the fountain. The grid was shown as a belt-driven propellor or fan which could either produce an updraught to help the water (positive

charge) or a downdraught to hinder the flow (negative bias).

One or two recommended practices in the book, it must be admitted, would be frowned upon today. But they simply show the approach that was taken at this time.

One technique, of using the

mains wiring as an aerial is certainly questionable and would appear to be downright dangerous. A set was described in which the feed to the aerial terminal of the receiver is taken from one side of the primary winding of the mains transformer through a capacitor. The reader was




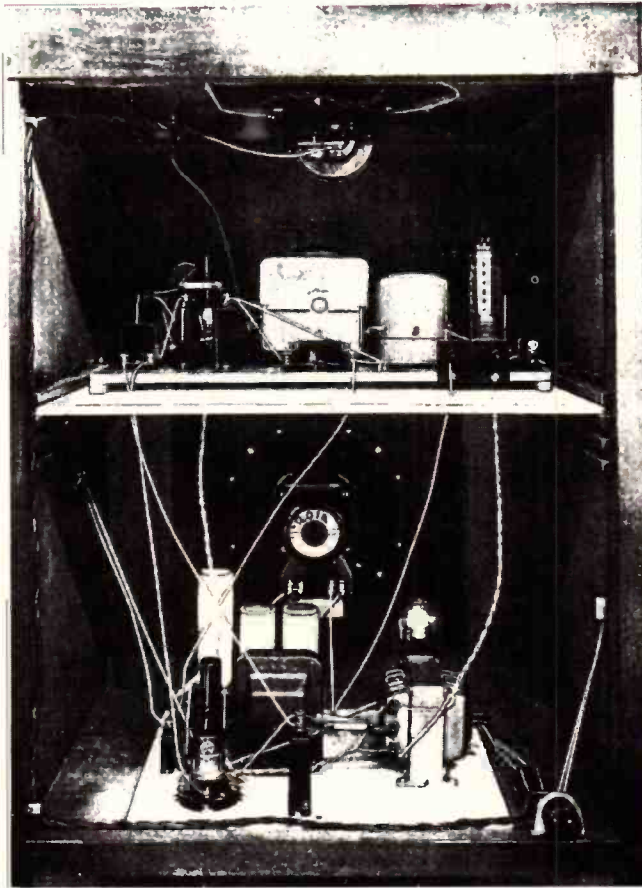
Fig. 3: A 'modern receiver' showing bread-board wiring techniques.

Fig. 4: The 'modern receiver' arranged as a radiogram.

warned that 'the condenser has to be flawless as regards insulation!' And to reassure the faint hearted it mentions that sometimes two condensers in series could be used for extra safety.

It is interesting to read of the latest innovations at this time. Short wave reception below ten metres; Iron core tuning inductances (i.f. transformers); the metal valve and the electrolytic condenser. Mention is also made of the 'Westector', developed by the Westinghouse Company and apparently the first metal rectifier to be used as a detector in a receiving circuit.

The Manual of Modern




Radio is by no means rare and should be obtained for around £10 at the right bookshop. It is a joy to read even if only to reminisce about times and circuits long gone. For the older generation it may recall the first two-valver that was built with reaction control and probably explain to them some techniques that they were possibly a little hazy on (but reluctant to admit).

Undoubtedly the writings of John Scott-Taggart put many on the right road to an understanding of wireless as a hobby and possibly paved the way for a few to a career in the radio industry.

Listen With Grandad

By Leon Balen and David Leverett



Enjoy the antics of our newest addition to the Short Wave Magazine staff. 'Grandad' and his family will be appearing regularly from now on.

Do you relate to any of the situations the old chap gets into? If so then why don't you let the Editor know, there must be loads of strange and funny experiences you could share with our readers. £5 SWM Gift Vouchers for any published.

Quick! Tell Grandma to 'phone your Uncle Jim and warn him that if he hasn't renewed his TV Licence yet, the detector van has just turned into his street!

Waters & Stanton Electronics

UK's largest stockist of specialist receivers



MVT-5000 scanner £229
25-550MHz & 800-1300MHz AM/FM

The MVT-5000 is a superb budget priced scanner with amazing sensitivity added to which it is very simple to use. The only gap in its range is the TV broadcast band and if you can live with 100 memories it offers incredible value! Hundreds are in use, many by professional users and like all Yupiteru equipment it has proved to have unsurpassed reliability. Available from stock with our 12 month parts and labour warranty.

SONY SW-7600 £149

200kHz-30MHz + FM BROADCAST SSB/CW/AM Includes free AC supply aerial and case!

The classic portable for those on the move who want to keep in touch with the world broadcasts. In addition it gives good reception of SSB and is a travellers joy! All our stocks are genuine UK Sony.



Lowe HF-150 £329

USB/LSB/CW/AM (sync) 30kHz-30MHz 12vDC/230V AC



The HF-150 receiver is a high performance short wave receiver that we can recommend for those on a budget.


Make no mistake, this receiver really does perform. Give us a call for more information.

SONY ICF-2001D £289

150kHz-30MHz + FM + airband USB/LSB/CW/AM (sync)

Includes free universal AC adaptor

If you want a truly portable communications receiver that performs as well as base station models yet fits into the domestic scene, look no further. At £399 it would be good value. At £289 it's an absolute bargain.



SONY ICF SW77 £349

150kHz-30MHz + stereo FM AM/SSB/CW

The SW-77 is the latest short wave portable from Sony. It integrates computer technology to provide a programmable data base of station names in its memory bank. Also included are 5 different timers and 162 preset stations. Fabulous!



Free Coffee!
Free Advice!
Free Quotes!

OK, so we're not giving away any earth shattering freebies! What we are giving you is good, honest before and after sales service with all the help you could ever wish for. Now you might claim that old "Joe Bloggs Shack" is quoting you a better price, so why come to Waters and Stanton. The fact is that several "Joe Bloggs Shacks" went down the "Swanee" in 1991. (No it's not a pub!) Some still shouting their bargain prices as they went. Is that the kind of dealer you really want to risk doing business with? So next time you see any super bargains remember, somebody has to lose. Make sure it's not you! For nearly twenty years we've been selling radio communications equipment at sensible prices. Prices that enable us to still be there when things go wrong. That doesn't mean we're expensive, it simply means we give you a good deal. And you can't ask for better than that. So give us a ring or pay us a visit today; tomorrow; or even next year. We'll still be around!

YUPITERU VT-150 £169

142-170MHz FM Includes ni-cad pack and charger

The VT-150 is a purpose designed scanner that covers the marine, and 2 metre amateur band plus a bit more! There is no doubt that a scanner dedicated to a particular part of the radio spectrum will out perform one that is designed to cover everything. If your interest is in this frequency range, look no further. It's loaded with features including 10/12.5/25kHz steps, 30 memories, fast scan speed ultra sensitive front end, low battery drain, etc. It is supplied complete with re-chargeable batteries, AC charger, aerial, carry strap and handbook. A full 12 month's warranty is also included.



NEW!

VT-225 VHF/UHF airband monitor AM/FM 108-142/222-291MHz. Superb sensitivity, 100 memories - Phone!

AR-1500 £299

2MHz-1300MHz FM/AM/SSB/CW


Yes it's true, a hand held scanner that gives you SSB and CW reception. We are hoping to have supplies available by March of this self contained all mode receiver. New from AOR, this promises to be the most comprehensive scanner yet. If you want full details, phone or write for the full specification. And remember as the UK's largest stockist of receivers, we can offer you the kind of back-up service that such an advanced product needs.

YUPITERU MVT-7000 £289

1MHz-1300MHz FM/AM/WBFM

Includes ni-cad pack and charger

The Yupiteru MVT-7000 is the very latest scanning receiver to leave the factory, being a complete update of the MVT-5000. Its sensitivity is unsurpassed and its logical controls and beautiful design make it one of the smartest and slimmest scanners around. Our professional customers love it and you will too when you try it. Fully featured it has 200 memories, extensive scanning features, is fully programmable and even has an adjustable contrast control on the LCD. To try it is to buy it, so be warned!



Retail and Mail Order: 22 Main Road, Hockley, Essex SS5 4QS. Tel: (0702) 206835/204965 Fax: (0702) 205843

Retail Only: 12 North Street, Hornchurch, Essex. Tel: (04024) 44765

VISA & ACCESS MAIL ORDER. 24 Hour Answerphone. Open 6 Days a Week 9am-5.30pm

Rail: Liverpool St./Hockley or District Line/Hornchurch

ALINCO's

"Professional Grade" Scanner DJ-X1. 500kHz-1.3GHz

"A Scanner of Unrivalled Performance"

Specification:

Modes: AM/Narrow FM/Wide FM
Steps: 5, 9, 10, 12.5, 20, 25, 30, 50, 100kHz
Antenna: 50Ω BNC
Supply: 6-15V DC (Internal 9V AA)
24mA (Battery save.)
Dimensions: 110 x 53 x 37mm
Weight: 370g
Configuration: AM/FM Triple conversion
Sensitivity: NBFM -8dB (12dB SINAD)
AM -2dB (10dB S/N)
Memories: 100 in banks.

UK "Gold Seal" Warranty
Now With Every Unit
Look for the sign on the box!

Up until now most handheld scanners have been large and cumbersome with low grade plastic cases using technology that has been around for several years. The arrival of the ALINCO DJ-X1 has changed all that. This brand new receiver is ruggedly built, compact, and above all, ultra sensitive. ALINCO are the first major manufacturer of communications equipment to produce a new generation of scanning receiver. All of a sudden its competitors seem drab, old fashioned and lacking in sparkle and performance.

The new exciting DJ-X1 should be available now at your local dealer. Try it out for yourself, experience the superior design and performance. Compare it with "yesterday's" models and find out just how far advanced the new ALINCO scanner is! But just to whet your appetite, here's a few of its features:

★ 3 scanning speeds ★ 3 scanning modes ★ 100 memories in 3 banks ★ Auto memory loading ★ Priority channel ★ Dual rate battery saver ★ Large battery pack ★ Rotary frequency control ★ Illuminated key pad ★ Auto illumination mode ★ Dual antennas ★ 5 programmable bands ★ Widest range of frequency steps ★ Super front end sensitivity ★ Memory lockout ★ Mode scanning ★ Auto power off ★ Wide range of battery packs ★ Wide range of accessories ★ Intelligent mode programme ★ Rapid tuning rates of 1MHz/10MHz.

*Each unit now comes with the UK Gold Seal Warranty. Look for the sign on the box!



ALINCO STOCKISTS:

AVON: G4TJB (0934) 512757 : Uppington Tele-Radio Ltd (0272) 557732 : Amdat (0272) 699352
BUCKINGHAMSHIRE: Photo Acoustics Ltd (0908) 610625 CAMBRIDGESHIRE: Link Electronics (0733) 346770
CHESHIRE: CB37 Communications (0270) 588440 : Flightdeck Ltd 061-499 9350 CORNWALL:
RV Heming Ltd (0637) 872191 : Marine Instruments (0326) 312414 COUNTY DURHAM: Border
Communications 091-4109 6969 DORSET: Poole Logic (0202) 683093 EIRE: Intronics 010-35321 631007:
Long Comms 010 3537337152 ESSEX: Waters & Stanton (0702) 206835 : Selectronics (0268) 691481
HAMPSHIRE: Farnborough Communications (0252) 518009 : Siskin Electronics (0703) 207155 : Nevada
Communications (0705) 662145 HERTS: Potters Bar Radio 0707 49456 ISLE OF MAN: Audio & Domestic
Spares (0624) 815889 LANCASHIRE: Holdings Amateur Electronics (0254) 59595 : Stewarts Radio (0253)
21163 LONDON (CENTRAL): Pali-Fones 071-436 0022 : Lee Electronics 071- 723 5521 : Ask Electronics
071-637 0590 : Ramsons 071-724 2373 LONDON (EAST): Dressler Communications 081-558 0854 : Waters
& Stanton (04024) 44765 LONDON (NORTH): Radio Shack 071-624 7174 LONDON (WEST): Martin Lynch 081-566 1120 MERSEYSIDE: Amateur Radio Comms (09252)
29881 NORFOLK: Eastern Communications (0692) 650077 : DP Hobbs Ltd (0603) 615786 NORTH HUMBERSIDE: Heatherlite Communications (0964) 550921
NORTHERN IRELAND (LONDONDERRY): Omnicomm (0504) 48295 NORTHERN IRELAND: Tyrone Electronics (0662) 242043 NOTTINGHAMSHIRE: RAS
Nottingham (0602) 280267 SCOTLAND: Jaycee Electronics Ltd (0592) 756962 SURREY: Syon Trading (0372) 372587 SUSSEX: BREDHURST ELECTRONICS (0444)
400786 TYNE & WEAR: Alyntronics 091-2761002 WALES: TMP Electronics (0244) 549563 : Electromart (0792) 842135 WEST MIDLANDS: Aviation Hobby Centre 021-
782 6560 : Hewards Home Stores Ltd 021 354 2083 : Dewsbury Electronics (0384) 390063 WEST YORKSHIRE: Fish Communications (0484) 420774
WORCESTERSHIRE: Johnson Sound Services (0905) 25740 : SRP Trading (0562) 730672 YORKSHIRE: Air Supply (0532) 50981.

£269

UK Distributors: Waters & Stanton Electronics
22 Main Road, Hockley, Essex Tel: (0702) 206835

SWM TEST REPORT

Yupiteru VT 225 Airband Scanner



Chris Yates has been putting the latest airband scanning receiver from Yupiteru through the mill and reports on what he found in this exclusive test report.

There are airband receivers and airband receivers, but Yupiteru equipment is very much in a class of its own. Like Signal before it, I think that the name is destined to become synonymous with the best in aviation receivers.

That may sound a little over optimistic but it is a comment sure to be echoed by the many owners of the VT 125. This impressive hand-held first appeared on the UK market some eighteen months ago and has been a firm favourite ever since. Despite its small size the VT 225 packed a powerful punch with full a.m. coverage of all 200 navigation and 760 communication channels between 108.000 and 137.000MHz - plus a goodly portion of the adjacent p.m.r. band - with exceptional sensitivity. But, given this extended range, I could never understand why Yupiteru hadn't provided it with the ability to resolve f.m. signals, or for that matter, included the military allocation 225.000 to 399.000MHz. I need muse no longer, the soon to be introduced VT 225 provides all that and more.

First Reaction

Everything about the VT 225 smacks of quality engineering, the smart styling, positive feel key pad and superior sound quality are all indicative of a well thought out, well made machine. For the serious airband enthusiast this is very definitely the machine to have. At first glance the Yupiteru VT 225 differs little from its predecessor, the VT 125. Actually it is a touch wider and longer, the multi-function l.c.d. display and keypad have shifted to the right and there are five extra buttons to control scan, search, squelch

override, key lock and the backlight. It has been billed as a v.h.f./u.h.f. airband receiver covering both the civil and military frequency allocations, but in a thoughtful move, the company have added an extra band - 149.500 to 160.000MHz. The international marine allocation forms a part of this band, making it possible to listen to communication between helicopters, lifeboats and ships during air/sea rescue missions - a very definite plus for those of us who eavesdrop on such activities. Of course, that dictates the VT 225 should be able to resolve n.f.m. signals. Although the Japanese handbook seems to suggest this is only possible from 108.000 to 160.000MHz, it is, in fact, feasible to select a.m. or f.m. throughout many of the military channels as well! Sales of early VT 125 receivers were restricted because they only allowed reception in 50 or

100kHz steps, making it impossible to hear such transmissions as Manchester Tower on 118.6215MHz. That was quickly corrected with the introduction of a MkII version and now Yupiteru have gone overboard with the provision of fully selectable 10, 12.5, 25, 50 and 100kHz steps on the VT 225. All that and an enlarged memory that can store 100 frequencies together with mode, step size and so on, makes this a very versatile hand-held indeed.

Powering Up

User friendly is a much overworked phrase, but it applies in every sense to the VT 225. In fact, getting on the air can be as simple as switching on and entering the first frequency.

There is very little in the way of complex programming, no need to physically switch between bands and the 16

dual-function, front panel keys are laid out in a logical fashion that is very easy to understand. What to listen to is very much a matter for personal choice, but for the purpose of this review I looked at two distinct areas of civil aviation - airways and airport control.

Living directly underneath the intersection of several major airways - Amber One and Blue One amongst them - and with an international airport almost on the doorstep, that dictates a fair degree of number punching on less well specified equipment than the VT 225. However, with the VT 225's ability to store up to 100 frequencies in memory, it was possible to enter all audible channels - some forty of them - and simply scan for activity.

The memories are arranged in banks of ten and whilst it is possible to scan all of them in one go, a useful feature allows the user to specify which bank or banks he wishes to monitor. With that in mind it was feasible to store airport and approach frequencies in two, whilst using the remainder for airways control, switching between them at will.

Band Write is the only confusing function on this receiver. At first glance it appears to be an autowrite facility, but allows occupied channels discovered during the frequency search to be downloaded into memory for scanning at a later time. It isn't, and therefore needs further explanation.

Most airband and scanning receivers have a limit function that allows the user to define lower and upper parameters of a frequency search. On the Yupiteru VT 225 this function is called 'Band Write'. It allows up to ten search bands to be committed to memory, but the



programming required to do his is, to say the least, somewhat complex and longwinded.

To make use of this facility it is first necessary to program mode, step size and lower frequency, then prod the FUNCTION key, followed by BAND WRITE and enter the upper frequency and band number (1 to 10).

At this point things got confusing because nothing actually happened! Only a degree of detective work revealed that it was important to select band number and search before the VT 225 sprung into life and went calmly about its business.

Aside from the normal air/ground/air communications activities, the civil aviation frequency allocation is crammed full of almost continuous Atis, Volmet and Oceanic Track broadcasts, not to mention some very peculiar noises.

To avoid locking onto these transmissions whilst searching for activity it is possible to command the receiver to ignore them by using the Pass function. That also applies to scan mode where individual channels can be locked out.

Programming errors are dealt with very easily. Corrections are made with a prod of the C/AC button using the UP/DOWN keys to select the offending digit and then simply inserting the correct number, followed by the ENTER command.

As with most airband receivers and scanning equipment the VT 225 has a priority function. Held in memory zero, I invariably leave this monitoring the international distress frequency 121.500MHz - a practice that has resulted in some fascinating and occasionally harrowing listening.

On Air

Whilst the majority of these features are now de rigueur amongst better quality high

priced equipment, the Yupiteru VT 225 stands apart from the rest in its performance on the air.

The quoted 0.5µV sensitivity figure is very much on the conservative side - a fact evidenced by its ability to pull in transmissions inaudible on other equally sensitive equipment.

that resulted in my being able to monitor aircraft cruising at 33000ft out to the FIR boundaries with Denmark, Holland and France at S2, S5 and S5 respectively on the built-in signal strength indicator and using a loft mounted dipole cut for the civil airband.

Living in the low Pennines presents particular problems when using equipment with the helical antenna supplied. However, here too the VT 225 performed admirably well under adverse conditions.

With Manchester International Airport some 56km away, many of the receivers I've road tested over the years failed to bring in even a glimmer of activity from controllers, but this machine allowed me to hear both sides of the conversation with reasonable clarity.

Turning to the military allocation a fast search through the lower part of the band revealed some fascinating activity. The Red Arrows exercised with air to air comms on 243.450MHz, whilst a succession of USAF Military Airlift Command flights could be heard in communication with Eastern Radar (285.900MHz).

Sensitivity was equally good at u.h.f. with traffic monitored descending into Valley, Fittingly, Fairford and Mildenhall to name but a handful of airfields.

In fact, in terms of sensitivity the VT 225 compared favourably with the grand-daddy of aviation receivers - a Signal R535 - which I've often used to monitor Shuttle activities with a suitably cut crossed dipole.

That being the case, I couldn't help wondering

whether it would perform equally well, but with no mission flying during the review period it was not possible to find out.

Whilst a.m. or n.f.m. is readily selectable throughout the receiver's v.h.f. range, at u.h.f. narrow band f.m. is locked out in four specific frequency bands - 253.000 - 255.000MHz, 262.000 - 266.000MHz, 271.000 - 275.000MHz and 380.000 - 382.000MHz. These are mobile telephone allocations in Japan and I understand that the importers, Nevada Communications, have arranged with Yupiteru to have these restrictions removed on VT 225s intended for the UK market.

Conclusions

One final and pleasing aspect of the VT 225 is the quality of sound reproduction. In such small receivers this is very often compromised by lack of space for a reasonable speaker arrangement. By ingenious design the VT 225 suffers none of the aforementioned drawbacks and sound reproduction is on a par with, or even better than, many of its larger and somewhat more expensive brethren.

That, together with a well thought out list of features comparable with top flight equipment, makes the Yupiteru VT 225 both a pleasure to use and own.

The receiver comes complete with its own helical antenna, a set of four 1.2V NiCads, charger, external power cord, earphone and carrying strap. At £229 including VAT it is worth every single penny. Thanks are due to Nevada Communications for the loan of the very first unit into the country. ■

SPECIFICATIONS

Frequency Coverage:	108.000 - 142.000MHz 149.500 - 160.000MHz 222.000 - 391.000MHz
Step Size:	10, 12.5, 25, 50 & 100kHz
Modes:	a.m. & n.f.m. (see text)
Sensitivity:	a.m.: 0.5µV (S/N 10dB) f.m.: 0.5µV (SINAD 12dB)
Antenna Impedance:	50Ω (b.n.c. socket)
Power Requirements:	Internal: 4 x 1.2V NiCad cells. External: 12V d.c. or Mains power unit
Current Drain:	150mA. 60mA charging.
Audio Output:	100mW (4.8V into 8Ω for 10% t.h.d.)
Dimensions:	559 x 147 x 38mm.
Weight:	280g.



ssb utility listening

Graham Tanner, 42 David Close, Harlington, Middlesex UB3 5EA.

Thanks for all the letters, especially those commenting on my first column. The February offering was completed in about eight days, those since have had the benefit of much more time and more information from readers. Peter is on the mend, and well on the way to a full recovery; he may be back in 'the hot seat' by the summer.

G5RV

Of the dozens of letters that I have received, at least a third of them have asked, "What is a G5RV antenna?"

The G5RV was designed at least 40 years ago, and is principally a transmitting antenna for use on all the h.f. amateur bands, but it works equally well across the whole of the h.f. spectrum when connected to a good receiver through an a.t.u. It is basically a long-wire dipole 31m long, which is fed by 10.3m of 300Ω ribbon cable feeder. The top of the ribbon cable connects to the centre of the dipole, one side of the ribbon cable connects to one 'leg' of the dipole, and the other side connects to the other 'leg'. At the bottom end of the ribbon cable is a balun to convert the 300Ω feeder to 50Ω to match standard coaxial cable. The whole antenna should be installed as high as possible, and as straight as possible, with the ribbon cable hanging vertically.

They are simple to make yourself, the only difficult part being the balun. The parts should cost about £10 - 20, but then you have to build it yourself. A far better idea is to visit your local amateur radio dealer, where they usually only cost about £15 - 20 anyway.

Several letters commented on the way my G5RV is installed in my loft, and asked how good was reception with it being coiled round in a circle. Well, I have nothing to compare my 'circular G5RV' against, other than the telescopic antenna on my ICF-2001D, and the G5RV wins every time. It is suspended around the loft space where it is lightly tacked to the rafters. I cannot have an external antenna, so I have to make-do with a loft antenna; if you can, I would recommend that you try a G5RV antenna.

The Americans are Coming!

Many readers spend a lot of time listening to the USAF GCCS stations. This is probably because their callsigns are easier to understand, they speak English and there is so much to listen to and listen for.

One of the most frequent uses of the GCCS stations is for an aircraft to report its ETA and destination to a regional command centre, or 'Theater Airlift Control Centre' (ALCC). The most frequently heard ALCCs are European ALCC ('Phantom' at Ramstein AB in Germany), South American ALCC ('Furious' at Howard AFB in Panama) and 21st Air Force ALCC ('Forma' at McGuire AFB in New Jersey, USA). These all have a co-located meteorological station (metro) who provide a weather service for aircraft. During the Gulf Crisis, a temporary ALCC was established at Dharhan in Saudi Arabia ('Crayon'), that ALCC is still there today, but is not heard so frequently now.

Mainsail

An aircraft wishing to contact an ALCC will first try to call the most suitable GCCS stations by name, and if that fails, will try the general call of 'Mainsail' (almost a 'CQ any GCCS station'). Once the aircraft is in radio contact with the GCCS station, they will request a 'phone-patch' to the ALCC, and when the ALCC and aircraft can hear each other, the relevant information is passed. This is usually the aircraft's flight-number, its destination (using the ICAO four-letter code for the airfield) and what time it expects to be there. The aircraft will also pass its cargo and passenger offload at the airfield; the cargo is given either by weight (in pounds) or number of pallets, while the passengers are always referred to as 'pax' (pronounced 'packs'). VIPs and high-ranking officers are always referred to as 'DVs', for example government officials are usually 'DV 2s'. Does anyone know what the 'DV' signifies?, it may be 'duty VIP', but I'm not sure.

After the ALCC has confirmed the details, they will break contact and the aircraft will then ask the GCCS station to connect to a suitable metro. In Europe, the metro station is known as USAF Metro (pronounced 'you-saf-ee mee-tro'). The metro station will read the weather forecast for the aircraft's destination, and will usually ask

the pilot for a 'PIREP'. This is a weather report from the aircraft's current position; when the aircraft gives its position as a lat/long; you now know where it is now and where it is going to. This also gives you a clue as to which h.f. or v.h.f. that the aircraft is using, or is likely to use. The pilot's weather report is fed into a computer to aid weather forecasting for other aircraft and also the general public.

Many of your reports also mention the ICAO four-letter airfield codes that are given by aircraft. A full list of these, for the whole world, can be found in the Klingenfuss *Air and Meteo Codes* book (available from the SWM book service).

Head Dancer

This is the h.f. callsign for EC-135 aircraft (military Boeing 707) often mentioned in logs. The callsign belongs to one of a limited number of USAF aircraft that are used to control the deployment of fighter aircraft over long distances. Several times a year, the USAF will send a number of fighter aircraft from the USA to overseas bases. Deployments are known as 'Coronets, those that cross the Atlantic are 'Coronet east' and those that cross the Pacific are 'Coronet west'.

These fighter aircraft usually use an EC-135 aircraft to 'shepherd' them during their flight, and to provide h.f. facilities for the fighters - there's not much room for a h.f. long-wire on a fighter! The fighters would typically be 12 or 18 aircraft arranged in flights of six aircraft, each 30 minutes apart. The fighters will need to be re-fuelled several times during their journey, so the EC-135 can contact the tanker aircraft using h.f. when required. All these fighters and tankers occupy a huge amount of airspace, so the EC-135 co-ordinates this with ATC using h.f./v.h.f./u.h.f. As the flights progress, the EC-135 will use a USAF GCCS station to regularly contact TAC HQ at Langley AFB in the USA ('Raymond 01'). The EC-135 will pass a set of information known as a 'JJ report', which details the progress of a flight of aircraft. This decodes as follows:

Item 1: the number of the message sent to Raymond 01

Item 2: callsign of the lead aircraft in the flight, sometimes only the number is given

Item 3: the number of the refuelling taking place

Item 4: 'on-boom' time (UTC) for first aircraft in this cell to refuel

Item 5: 'off-boom' time for last aircraft in this cell to refuel

Item 6: ETA at destination - normally omitted

Item 7: amount of fuel (in thousand of pounds) given to each aircraft in this flight (e.g. 4.8 - 4,800lbs)

Item 8: latitude/longitude for start and end of refuelling

Item 9: any other information relevant to this aircraft, usually 'Ops Normal'

By noting the details of items 7 & 8 from several JJ reports, you can determine which way the aircraft are travelling, how many there are, and also if they are likely to be passing overhead your area.

'Head Dancer' will also request phone-patches to 'Raymond Metro' (also at Langley AFB) to collect the weather for the fighters eventual destination airfield and various alternative and diversionary airfields on route. These are not named by 'Raymond Metro', they are just referred to by number, starting at 1. As the flights progress, airfield weather reports are dropped and added where required. At the start of the flight the weather reports will be (for example) for fields 1 to 5, but towards the end of the flight the reports may be for fields 10 to 20.

So why am I telling you all this? Well the USAF will soon be starting these deployments across the Atlantic into Europe, so the 'Head Dancer' callsign might be heard quite regularly. Remember that 'Head Dancer' will also crop-up on the NAT-A/NAT-B frequencies when crossing the Atlantic.

More Mystery Signals

A letter and tape from S Hosegood in London contains details of a large net of stations heard during the afternoon of December 7 on a frequency of 4.478MHz u.s.b. The accents are all English, and it sounds like some sort of Army manoeuvres or training net. The callsigns are mostly four-digit letter/number combinations (e.g., F77B, M19C), and many others join and leave the net as time goes by. There are mentions of tanks, APCs, helicopters, aircraft, artillery and various 'enemy sightings'. One theory is that this was a school CCF training session, but the voices sounded too adult for CCF members, and also the 7th was a Saturday (may be significant?). Any ideas? Can anyone provide a list of frequencies and modes used by school CCFs today?

Last month, I briefly mentioned some unknown voice transmissions on 6.736MHz u.s.b. I now know that this is being used by UN forces in the Western Sahara. I am not sure if the troops are Australians or New Zealanders, but they have been active most evenings passing general messages. They have also been heard on 6.753MHz u.s.b. On February 15, one UN station was heard trying to contact MARS station AFA2XD on 11.176MHz u.s.b. when he was called by another UN station and they both QSYed to 'channel 30'...any ideas?

Next month, I hope to include some information on the 'Mystic Star' network, and some more NASA frequencies.

satellite tv news

Roger Bunney, 33 Cherville Street, Romsey, Hants SO51 8FB

Canal Plus on Telecom will change scrambling to Nagravision, so if you're thinking of a Canal Plus decoder at this time - don't! The Canal Plus group have leased seven transponders on Telecom 2a for Euromusique, TV Sport, Cine-Cinefil, Planete/Canal Jimmy/Canal J, Cine Cinema and Canal Plus itself. Standard SECAM will still be used.

Bindu Padaki from Bangalore advises that Pakistan TV PTV-2 is now conducting test transmissions over AsiaSat and that RTM-3 Malaysia is also expected to start a new service following the completion of tests last Autumn.

Des Sherwell (Maidenhead) is active in both Ku/Telecom (10.9-12.7GHz) and C Band (3.675-4.2GHz) and has observed that Arabsat 1a is drifting to the east though transmitting all the time. By mid-February, it had drifted past 26°E (from the registered 19°E home) and still drifting! Interestingly, Des spotted a new channel on Russia's Gorizont bird at 40°E called 'The Global Entertainment Television Service', operated by Brightside Network Systems Inc out of Atlanta, Georgia (Atlanta is the home of CNN).


A similar sighting from **Ken Kirkley** down in Botswana, he has seen BNS on both 40°E and 14°W (both Gorizont craft), the service is currently on test for 3 hours daily, 6 at weekends, increasing to 24 hours by early July, when the C Band general entertainment and movie service will scramble. Global have leased transponders from Intersputnik on both Gorizonts and a Global beam on the Canadian ANIK E-1 bird that will provide virtual worldwide coverage at C Band. BNS will supplement the CNN news service.

The 'All African Channel' (ATN) also downlinks from Gorizont 14°W with a basic service provided from Malagasy though the advertisement sales agency address is in J'burg.

Ian Waller (Lincoln Satellite) holidayed in Senegal and noted the local terrestrial TV is transmitting a Band 3 service from the French Canal Horizons programme, though oddly encrypted in Nagravision system G, whereas local TV transmits in System K.

Rumours circulate that the South African Broadcasting Corporation (SABC) who provide a B MAC TV service from Intelsat 66°E is to transmit in the clear from April '92. Feedback from Harare following the news of J'burg reception from Astra, results in Harare have been very poor which suggests that the South African reception is enhanced by side lobe radiation.

BBC World Service TV (by satellite) has been hit indirectly by strike action in Gibraltar, writes **George Gaskin**, resulting from management strife and enforced staff redundancies. World Service TV and the SIS transmissions are being 'blacked' until the GBC staff



The Latvian test card seen on the Visnews Moscow circuit at 11.51GHz 14°W.



One of the many test patterns feeding out of the Moutiers switching centre during the Winter Olympics at Albertville.



Logo for satellite communications company seen over Eutelsat II F1 13°E 11.17GHz by Peter de Jong.



The Middle East Broadcasting test card via Eutelsat II F1 13°E 11.55GHz horizontal received by Peter de Jong using a 900mm dish.

are satisfied.

Nicholas Earley from Victoria, Australia has invested in a 1.5m dish with related equipment and is receiving many signals from the AUSSAT satellites - including BBC TV Breakfast Show, BBC news, etc., thought to be en-route to Ch.9 Sydney. Nicholas says that the BBC advise their World Service TV will be targeted into Australia probably early '94.

A local newspaper cutting suggests that Hong Kong Telecom International is to offer a compilation of CNN/HBO/ESPN for transmission down from Indonesia's Palapa satellite to offer competition to the AsiaSat 1 Star TV service. Interesting to see that Singapore cable service is allowing CNN to operate on its facilities provided it shares with other programming sources, the BBC were offered but sought exclusive cable carriage only, the Singapore government refused and opted for CNN.

Orbital Slot News

Several new TV channels have appeared over the past few weeks, Show TV is active on Eutelsat II F2 10°E (11.575GHz vertical) and is a Turkish orientated service though so far content seems to be from the MTV pop music channel. Show TV is uplinked from France.

Teleon is now operating with a 24 hour general programme format for Turkish nationals in Western Europe, again on 10°E at 11.596GHz horizontal in the clear with its main office at Istanbul, Turkey.

'Free Choice TV' appears over Eutelsat II F1 13°E though perhaps not so free since it aired with Sat-Box encryption and now into scrambled D2MAC as from early February, based in Holland. Another Dutch satellite programme 'D2-TV' is now operating a test programme with 16/9 wide screen

format in D2MAC over Eutelsat II F3 16°E. Soft porn broadcaster 'Adult Channel' opened January 31 from Transponder 26 on Astra 1B using after-midnight downtime on the Comedy Channel. Daytime downtime on the same transponder is now absorbed by the 'TV Asia' channel for some 4/5 hours daily though more transmission hours are now being discussed with SES Astra. A Chinese channel is expected Summertime '92 over Astra.

Discovery Channel aired over Intelsat 27°W is introducing 'The Learning Channel' from early March which uses a 2 x 3 hour programme format (the 1200-1500 hour sequence repeating the next day but at 0900-1200 and so on). Programme strands will be educational, 'healthy' leisure and schools. The 7 days a week service will include both US and bought-in European material. After Astra 1D is launched '93, SES have confirmed an order for Astra 1D to be co-orbital with the other 3 Astra birds at 19°E to act as an in-orbit spare lest one of her sister craft becomes faulty.

By the end of March '92, industry pundits speculate that Filmnet will be transmitting in Eurocrypted D2MAC and thus ending the several years of blatant decoder piracy throughout Europe.

British Aerospace (BAE) have dropped BMAC scrambling on the Sportcasts service and has gone to Videocrypt, mainly due to cost, ease of decoder acquisition and minimal size compared with the 19in rack configuration that tends to echo BMAC. Until all subscribers have realigned their dishes onto Eutelsat II F3 for the new Videocrypt service, BAE Sportscast will continue to downlink in parallel (double illuminate) with her original transponder on Eutelsat I F4 7°E.

American firm Scientific Atlanta is now upgrading several earth stations for use over Eutelsat II F3 with digital

video for programme exchanges between the UK, Eire, Italy, Greece, Cyprus & Tunisia.

Despite the recent publicity in the Maxwell Communications Empire, Maxsat is going ahead with its satellite linked supply service for industry and broadcasters. Before Christmas Maxsat provided uplinking from the Dutch Summit talks and now Maxsat provides regional linking from the ITN Westminster studio into local ITV studios - the service started mid February.

Orbital Sightings

Most of the period has been dominated by the many satellite feeds from the Winter Olympic Games in the French Alps. We are seeing an increasing number of news inserts preceded with 'VTM SNG1' (or '2') usually on the latest Eutelsat II F3 bird at 16°E, the SNG operation is based in Brussels and are operating the standard mobile uplink truck with related payout equipment though I have only seen VTM operating in the 12.5GHz Telecom band to date.

The usual Visnews Moscow Bureau payout takes place several times a day over Gorizont 15 at 14°W 11.51GHz left hand circular - the first one of the day is normally 1050UTC. At other times, when the transponder is not in use, an unmodulated carrier is continuously transmitted. For the past few weeks, Gorizont has been devoid of carrier when not actually downlinking news material. Why is not known, but Gorizont craft are replaced fairly frequently and it may be that no.15 is nearing replacement.

If the 14°W bird is heavily booked with payouts ex Moscow, then the Soviets will fire up Gorizont 12 at 11°W to carry the extra business, often Gor 15 is carrying 625 line PAL and Gor 12 is passing NTSC 525 line material into the London bureau of NBC, ABC news.

amateur bands round-up

Paul Essery GW3KFE, PO Box 4, Newtown, Powys SY16 1ZZ

In Hull, Frank Hermann runs a Sony ICF-2001D and wonders why he doesn't hear as much as other readers. Frank has to make do with either the whip antenna or the throw-out wire that came with the receiver, as climbing to put up an outside antenna is not really 'on' for him. My first suggestion would be to see if the antenna can be matched to the receiver with some sort of antenna tuner and secondly to be aware of the advantage of varying listening times.

Nothing like a listen on 10MHz, avers Mike Birch of Thirsk; it was c.w. from 9K2MU, SU1HV, ZA1TAE, P40V, JJ1VKL/4S7, 4K2CC, 4K3BB, UM8MBA, OD5/LA4GHA, 8P9EM, HI8A, U0AG, OX3FV, VK4XA, HK7/SM5HV, K6DDO, WA6ZJC, W6KUT, K6STI, JH2CLV, JA9FHB, JA1GRM, JA5MHD, JG6MQJ, ZS6QU & KL7U.

John Heys of Guestling likes to mix his modes; thus on Top Band, the c.w. signals of W1HMD, WJ2D, WZ1F, KZ2S, WB9Z (Illinois), IV3PRK, UA6LGP & UB5NBJ were copied. On 3.5MHz s.s.b. John located DL7HZ/JK, UB4WXL, KZ1AB, VE1RO, ZL2APW & VC1PBM, while on 7MHz c.w. there were RI8AA, K2LE, XE3LPS, 4Z4DX, UAOLK (Vladivostok), U18LB & 3X0HNU for an all-time new one; on s.s.b. it was UW9CD, AP2KAH, CU2BD, ZL2APW & UA4FFL. 14MHz s.s.b. accounted for 4K2CC in Franz Josef, while 21MHz c.w. did for JR6UDM YB2UDH, VP2EY, 3A2LR & s.s.b. YB2ARO. Finally 28MHz where other than XE2FGC it's all s.s.b. with ZA1TAH, J73VE, 4Z4DX, YB30SE, 8P9CU, 3B8GA, 7X2VXK, AP2MYC, AA4VK/KP1 (Navassa) for another all-time new one, CZ2SS (Prince Edward Is), VC1PBM (another of the special Christopher Columbus prefixes) & 7P8FE.

No doubt about it, the possession of a better antenna that will stay in the air is the most important part of the set-up, as Angie Sitton has discovered in Stevenage. This is doubly important if you are in one of the areas infested with piped TV signals which down-converts the u.h.f. signal to v.h.f. where a harmonic of the receiver (or transmitter!) oscillator comes up smack in the middle of the TV band. In Angie's case this knocks 28MHz operation for six, but she manages on the other bands. 3.5MHz yielded c.w. from W1MK, CE3CRG, UL8LWA, ZA1ZAB, 4U1ITU, LX/DK7QB & U050N. 7MHz c.w. gave K4EWG, K1ZZI, WB3EPC, W1ESC, K1RU, W4XJ, K4JPD, K4CRF, KE2WY, N4BZX, WR4I, K1JKS, NQ2F, AB2E, W1GUE, NF2M, W03Z, KT3I, W1TBY, KE3H, NT3U, W3KR, WT2A, 4W4FMZ, VP2V/AA5DX, EP/HA5BUH, VC1HA, VK8JP/MM (in GJ), U050N, UA9CT, UA0SPB & RA9QX. 14MHz came with WE6V, K3BI, W4XJ, G3KDP/QR, RA4RDC, RW9HY, UA9EZ & RL7LCT. 21MHz for WA2SON, N4MHQ, WB3AVN, VE2EXP, UL8PXB & lots of smaller fry. Up to 28MHz where s.s.b.

logged from WA4DZE & 9H4CM; but reversion to c.w. for N1GLG, W1GUE, W2ERJ, WA2SON, K3NUD, WA3EJL, K3MQH, NE3P, N4JYV, K8XF, WB8E, NB8G, W8GJU, K8MP, W0RWS, VE3KLM, VE2GDI, VE3HX, RY0U, UD6GF, U050N, RA9CEJ, UA9FIB, 7S0Z (an SM in drag!), EP/HA5BUH and the usual smaller stuff.

Ron Gallier (London N1) is looking toward retirement to Southend area, so his outlook over the water should produce some interesting signals, even though restricting activity for the moment. Other than the European stuff, it's ES4NG, VO1XC, L3WW, 4N3QQ, KA5ZTI, GM3XOQ up in Shetland, KA5ZTI, KA8EUE, W3NDB, K4CFF, N8QLW, ES1QD working various Ws, 7Q7XX being called without success by various G stations, A92BE and umpteen others. What is particularly interesting about Ron's list is that he slips in the odd c.w. signal among the sideband ones, so is obviously looking at both ends of the band.

D.L. McLean reckons conditions have been pretty super, with the bands staying open longer than one would expect. On 3.5MHz he reports AD1G, UL7FXC, VO1VE, VY2MC, W3TWW, 3A2LU. On 14MHz it's AP2JZB, C56/G3RZ, CU2YA, F8HB/EA6, FO4DL, J73WA, KG4DD, KH6WU, P30JE (=5B4JE), RE1A/RZ4HZ on Kotlin Is (IOTA Eu-133), S42U, S79KMB, V63NW, VE7FJE, VE7GDJ, VK3ZJ, VK6LG, VS6VO, VU2JJO, WQ7B in Montana, XX9AS, Z2ZJE, ZA1TAG, ZS1DZ, ZS500A, ZS6AZO, ZL2RR, 3B8CF, 3B8GA, 4S7EF, 5H3DC, 5T5CJ, 5N8LRG, 5Z4FM, 7Z1AB, 9J2EG, 9L1MR, 9M8FH, 9X5SW, all between 1500-2000UTC. 18MHz gave OY9JD, PT7B, VU2RX, Ws, Z21HJ, ZS1AVU & ZS5VDK. On 21MHz we find AA4VK/KP1, DU9RG, CY1TX, J37ZA, OH0NA, PJ2HB, P21EL, TF3IM, VE2JRK for Zone 2, XX9AS, 8P9CU, 9K2IC, while for 24MHz the scalps included A92BE, AA4VK/KP1, AP2KAH, CE8ABF (Tierra del Fuego), ES5D, GD4WBY, HK0HEU, HR2JEP, IS0JBY, JA2KSI, OY9JD, P43HM, PJ8AD, R050P, T77J, TK5XN, TU2YH, U05GQ, VC1YX, VO2GUY, VP2EY, VP2V/KB5GL, VU2RG, Ws, WA4DAN/KP1, XE1ENK, Z21HJ, 3X0HNU, 5T5CJ, 6W1QJ, & 7P8EN. Finally 28MHz which produced A47RS, BZ4RC, DU1PX, HI8A, K70BX (Arizona), V31DX, VP2V/KB5GL, VS6VO, VU2YK, WA4DAN/KP1, W51JU (IOTA Na 56), XX9AW & ZA1TAH.


Albania

I hear there is a problem over the ZA licensing. It seems ZA1HA, ZA1QA, ZA1DX are all OK. However, it also seems there is confusion in Tirana about what a radio amateur is, and who should issue licences. Therefore, the DXCC Desk will only accept as valid those ZA operations which have been approved by the Albanian PTT.

On the same topic, the picture in

GB4VBP

4th VERWOOD BROWNIE PACK



Confirming QSO with Radio

DATE	GMT	REPORT	FREQ	MODE

Pse/Tnx QSL Direct/via RSGB 73

GB4VBP is a regular Thinking Day On The Air special event station.

Papua New Guinea and Bougainville is confused. VK2BVS seems to have 'negotiated a licence' with the rebel government, and to have decided first to use 'AA2Z' as his call. Then, after someone had suggested he read his own VK licence for the structure of amateur call signs, C1A. He was heard to say that he was using 150W but had authority for 10kW!!

More Letters

Another correspondent to tackle the c.w. signals this time was **Gerald Bramwell** in Manchester; so I'll mention the c.w. pickings first. Top Band gave UZ2FWA, DL1YD, DK8ZB, PA3BAS, ON4UN, OK1KSO, OY1JD & 3.5MHz showed U05GQ, G4VDJ, PA3BUD, SM6CPY, HA8FM, LZ1XJ. On 7MHz various Europeans, UA6AJB & TF3CGN were noted. Now to telephony. Top Band showed most of Europe, and some nearer bits of what was the USSR. On Eighty, K2JMY, KO1F, VE2CMT, WA3AFS, WB4DBB, KG4W, VC1XA, VO1QF, KD9SV, KA1TRY, CY1FG, K1FF, K1ZM, KC1KQ, W3HHG, NX8H, WA4PGM, W4MYA, VO1CMR, W4OCU, WB9Z, VE1HK, VE1ZZ, AA2DU, UF6FAL, UF6FU, Europeans, VK60K, 9K2LX, 5H3OH, PT7CB, EA8YG, JA5IU, JA6IEF, ZF8AA, 4X6YY, FM50N, 9M2DM, 9X5NH & FM5CD. 7MHz shows no Ws, VE2HQ, VE1BMD, UH8EA, UL7VCE, UV6LAV, RY0I, Europeans, FM5DN, HL2KAT, PY2ELZ, J88AB, CN8NS, DU1EIB, PY2EA, TA7M, 4X6LD, JA5PEE, PT7ZK, PT7BSH, HK0YZY, KP5MOX, 5H3OH, VP2EY, YK1AO, CN8LI, PT7CB, JR5JAO, 9Q5TE, VK7TS, EA8TH & 4S7/ON4IPA. 14MHz shows an enormous string of N. Americans, a shortage in Europeans, & then TA1R, LU, PYs, PT7WK, JY3ZH, 4X1MO, CN8NS, HI8FHD, 9V1XQ, 7X0MR, CO6CG, HK4CYR, OX3KM, EA8BTA, YV5DPO, FM5CW, ZS1AU, 9X5HG, P43LJP, CE7EK & 8Q7DV. On 18MHz Gerald noted lots of Ws, some short skip plus EA8ZO, EA8BRW & VK3QI. On 21MHz the N. Americans & Eus had YK1KF, J69AI, & 9Q5TE added. 24MHz turned up 3C1EA, 3A2LZ, Europeans and a string of Ws; and to round off on 28MHz Gerald offers most of the W call areas, plus ZA1TAG, EA7DLP & SU3AQR.

Now to **J. Scott**, of Glasgow G44. Again, packet radio has been given a run-over with success on h.f. and

straight listening too; the latter, on 14MHz produced YB5DPO, IT9VPT, VK3AB, ZL3GQ, RA6AH, VK3AWB, VK5TT, VE6CWW, AA4VK, EA7G0P, KR2R, K3RX; 7MHz dealt out TK5BF; 21MHz PZ1ES; 28MHz UA6AGZ, W2TA, and lots of Europeans on 14/21/28MHz.

Peter Cain comes next, from Newcastle upon Tyne. Peter sticks to sideband, and on 3.5MHz he snaffled JA6IEF, TI4CF, 9Q5TE & 9X5NH, before heading for 7MHz & CN8LI, FM5EP, HL2KAT, TI4CF, TR8XX, UH8EA, 8R1RPN, 9K2HF & 9Q5TE. 24MHz got a visit, for CO7JC, D44BC, JT1CO & XT2BW, while 18MHz snagged up 5U7M, VK7KO, VK7GK, KP4YD & CN8NA. Now to the two main areas; 14MHz with AL7IY, AP2AJ, A41KR, BY5RA, HL1AZC, JT1BV, JY5GA, J88AQ, KH6FKG, KL7GU, KL7XD, OD5VT, OX3KM, P43LJP, TF3TF, TF5BW, TI2IDX, VE8CB, VS6VO, VU2JJQ, VU2RAK, XU8BKG, XW1QL, X99AS, Y10V, Z2ZJE, 3B8CF, 3D2HH, 4S7VK, 5H3DC, 5N8LRG, 5T5CJ, 9J2EG & 9L1MR. 21MHz showed up AP2AJ, A61AC, A92EV, BZ4RBY, CM7FC, CM7RJ, CN2LR, CO7JC, CO7KR, CP8HD, D44BC, HI8FHD, HI8LC, HL1KIB, HL9AA, HL0AFE, HZ1AB, JX9EHA, J37XC, J73WA, J88AQ, KP2BA, OA4QV, OD5MM, OX3KM, PJ2HB, PZ1DY, P29NMD, SU5BA, TF3IM, TU2JL, VE6MV, VK1PJ, VP2EY, VU2JYY, VU2QO, WP4AZT, XW1QL, XX9AS, YK1AO, 4K2CC, 4K4BEU, 4S7NMR, 5N8GRI, 8P9CT, 8Q7DV, 8R1UN, 9K2HF & 9X5SSW.

Mark Grubb (Newark, Notts) raises a good question, 'What is DX?' My own reaction to that is, whatever turns you on. For a brand new listener, even the chap down the road is DX, while the advanced listener who has logged 300 countries or more may not even switch on unless he is sure of a New One. However, in general forget about Europeans unless they are of the rarer sort, once you have them all in your log. Rare Europeans, plus other continents and, of course, new prefixes first time they show - and with the latter, please stick around and find what the prefix is for 'cos for long odds someone else will want to know!

That's all for this time. Send your news and views to the address at the head of the screed, to reach me by April 7, May 6, June 5 & July 10 respectively.

dxtv round-up

Ron Ham, Faraday, Greyfriars, Storrington,
West Sussex RH20 4HE

It is not unusual for tropospheric openings to outweigh everything else during the mid-winter period. But this January has been exceptional as summed up by **David Glenday**, a very experienced DXer from Arbroath, who remarked, "overall it's been the best January for tropospheric DX that I've come across". There is much more about this later after we have discussed the happenings in the ionosphere.

Band I

"We have had fairly regular F2/TEP reception from SE. Asian region in November," wrote **Lt. Col Rana Roy** (Meerut, India) who found that the pictures were clear at times thus giving him a chance to get a few idents before the events tapered off in December. He logged these ionospheric disturbances almost daily from November 2 to the 29th and again on December 1, 2, 4 & 12. Despite the smeary and distorted images, typical at such times, he positively identified pictures from Bangkok (TV3) on Ch. E2 (48.25MHz) and Chinese TV on Ch. C1 (49.75MHz) during the period.

At 1400 on November 19, he received 525-line pictures from an unidentified source in SE-Asia on Ch. A2 (55.25MHz) and several times he heard the Thai language on the sound channels. From the fluttering pictures he was able to recognise, often only briefly, adverts, American football, announcers, boxing, a digital clock, films (among them an American movie dubbed in Thai), plays and news. Good examples are the distorted caption, **Fig. 1** and the clear picture, **Fig. 2**, that Rana received from Bangkok's TV3 at

2224 on November 5 and at 2201 on the 12th respectively.

Bob Brooks (Great Sutton) reports seeing unidentifiable 'F2' type signals on Ch. E2, at 0910 and 1240 on January 28 and 0950 on the 31st. At 1250 on January 8, **Simon Hamer** (New Radnor) identified 'F2' pictures from Dubai and Iran, on this channel and unidentified 'pings' of signals, via meteor trail reflection, on Ch. R2 (59.25MHz) at midnight on the 8th and from Norway (Hemnes), on Ch. E3 (55.25MHz), at 1245 on February 3.

Satellite TV

Among the signals that Rana Roy received from Asiasat are captions from Burmese TV, **Fig. 3** and the Hong Kong based 'Star TV', **Fig. 4**. **Peter de Jong** (Leiden) logged a caption from Netherlands Broadcasting on Eutelsat II F2 at 1602 on December 8, a test-card from Spain, **Fig. 5**, via Eutelsat II F3 (16 E) at 1820 on January 14 and a programme from Turkey, **Fig. 6**, from Eutelsat II F2 at 1030 on the 19th.

Weather

Ever since wireless communications began, the prevailing weather has always been a topic of conversation between operators whatever their modes of transmission. This was proved again by the slow-scan television caption, **Fig. 7**, received by **John Scott** (Glasgow), on the 14MHz band in January. "The weather here is cloudy and cold, the temperatures are between 14°C in the day and 2°C at night. Whenever we do have the sun, it is very weak," wrote Rana Roy on January 16.

The slightly rounded atmospheric pressure readings, **Fig. 16**, for the period December 26 to January 25, were taken at noon and midnight from the barograph installed at my home in Sussex. The pressure was predominantly high throughout with persistent fog and many frosts. The rainfall for January was low at 0.94in with the heaviest amounts in my rain gauge on the 4th (0.26in), 9th (0.30in) and 26th (0.20in).

George Garden (Edinburgh) was not surprised to find DX coming in with very high pressure and dense freezing fog patches lasting until the end of January. "On the evening of January 25 the pressure rose from 30.5in to 30.8in and fog started to form. However, at lunchtime on the 26th the pressure rose to 31.0in before settling down to 30.9in by late evening," wrote **Andrew Jackson** from Birkenhead.

Picture Archives

For the benefit of our new readers, Andrew sent photographs of a test-card from Denmark (TV2 NIBE), **Fig. 8** and a caption from Holland, **Fig. 9**, both in full colour, that he received in the u.h.f. band during tropo-openings in November 1990 and April 1991 respectively.

Tropospheric

Mike and Wendy Evans (Buckhurst Hill), using a Thomson TS2551 receiver (top left, **Fig. 10**) with an indoor antenna logged test-cards from Belgium (BRT TV1 & RTBF) and Holland (NED) and winter sports from Germany in Band III on January 11. However, the same set, fed by a Fuba XC391 rotatable

antenna mounted 6m above their roof, proved very rewarding with u.h.f. DX between the 10th & 15th. In that time, they saw a variety of programmes and idents from stations in Belgium (RTBF2), Denmark (TV2), France (A2, Canal+, FR3/RES, TF1 & TV6), Germany (ARD1, HR3/FTM, NDR, N3, RTL+, SWF, WDR2 & ZDF1 & 2), Holland (NED1 & 2, **Fig. 11**) and Sweden (TV2 & 4). These signals came from Schoten and Wavre in Belgium, Nibe, Tommerup and Vordingborg in Denmark, Amiens, Avignon, Bergerac, Boulogne, Brest, Chartres, Clermont-FDN, Dunkerque, Lens, Lille, Marseille, Tours & Sens in France, Aurich, Badn, Bremen, Dortmund, Dusseldorf, Fernsehen, Flensburg, Hamburg, Hanover, Harz/Gottingen, Hesse 3, Hoher Meibner, Neumunster/Schleswig, Osnabruck, Saarbrucken-Schocksberg and Ueizen in Germany and Goes, Lopik, Markelo and Smilde in Holland. Mike and Wendy's wide range of receivers for DXTV can be seen in **Fig. 10**.

John Woodcock (Basingstoke), using a D100 converter, received pictures from Germany (RTL+) during the afternoon of January 13. While the predominantly high pressure system of 30.7in was beginning to move on the 28th, I received watchable pictures from Ireland's RTE 1 on their Ch. I (215.25MHz) in Band III. At 2145, I saw their logo, adverts for ESB, Galatee and Xtra Vision and the start of *This Is Your Life* filmed in Dublin. There was a fair bit of co-channel interference on the u.h.f. band during the evening of the 30th. At 0445 on the 31st I saw three, very strong, Dutch test-cards (PTT NED3) between Chs. 30 and 50. By 1120, the Belgian test-card (BRT TV1), inscribed with 'NICAM-STEREO' and



Fig. 1: Bangkok.



Fig. 2: Bangkok.




Fig. 3: Burma.



Fig. 4: Netherlands via Eutelsat II.



Fig. 5: Spain, via Eutelsat II.



Fig. 6: Turkey, via Eutelsat II.

GAREX ELECTRONICS

GAREX VHF PREAMPLIFIERS

Miniature (only 34x9x15mm), any frequency in the range 40-200MHz, up to 25dB gain.
 Stock versions: 6m, 4m, 2m, 137MHz (W-Sat).....£12.21
 Airband 118-136MHz (reduced gain due to frequency spread).....£12.21
 Other frequencies in the range 40-200MHz to order.....£14.56
 Any of the above finished in die-cast box with BNC or SO239 connectors (state which) add
 £12.00 to the above prices. N connectors add £14.00.

GAREX HPA-2 HIGH PERFORMANCE 144-146MHz PREAMPLIFIER

RF switched (35 watt max. power), 3 band pass stages for improved selectivity 16dB gain, fitted in die-cast box with BNC sockets.....£49.95

GAREX DC/DC INVERTERS

A popular line for many years. Economy package: chassis section cut from commercial R/T gear, rewired & tidied up to make free-standing unit, no expensive cabinet just basic value for money.
 12V DC input, 250V 150mA DC output.....£11.50
 12V DC input 400V 200mA DC output.....£12.50
 (24V versions to order)

4 METRE RX CONVERTER

High quality PMR front end by famous manufacturer, modified to make a 4m converter: 10-11MHz output. Full data. Requires xtal. approx 15MHz.....£17.32

4 METRE 0.5 WATT FM TX

Tx low power driver unit matching above Rx, with modulator, ready aligned, with data:.....£16.30
 Or + xtal for 70.45MHz. £20.35. Suitable PTT fist microphone.....£4.04

PYE ANTENNA RELAYS

12V operation, handles 50 watts up to 200MHz.....£1.99 5+: £1.53 each

WESTMINSTER FM BANDWIDTH CONVERSION KITS

Converts 50kHz or 12.5kHz FM Westminsters (UHF or VHF) to Amateur band 25kHz spec. Comprises 2xIF filters + squelch board.....£15.28

50MHz 10 WATT FM PA

Solid state assembly, 0.25 watt drive, 10-15 watts output.....£16.95

Also available: matching driver and modulator assemblies for complete 50MHz Tx.
 REVCO 50MHz mobile antennas available.

SPECIAL OFFER GAREX VHF FM MONITOR RECEIVERS

Single channel NBFM monitor receiver, any spot frequency from 27-200MHz in neat cabinet 180x140x50mm. Built-in speaker. Requires 12V DC supply. Includes crystal for your choice of frequency (allow 4 weeks delivery).
 Ideal for Packet, RAYNET and other Emergency frequencies. Special price £59.95.
 Many options available, including multi-channel, ask for details.

SPECIAL OFFER REVCO RADAC DIPOLE NEST WIDEBAND ANTENNA

Receive 25-1300MHz out-performs discons, with guaranteed Tx performance on 144-146MHz and either 50MHz or 70MHz (state which).....£59.95
 Upgrade kits available to allow Tx on 27-28MHz also 50MHz and 70MHz.

Write, phone or fax for lists. Regular lines, components and bargains for callers.

Open 10am - 5pm Mon - Fri (occasional Sats).

ALL PRICES INCLUDE UK CARRIAGE AND VAT AT 17.5%



GAREX ELECTRONICS

STATION YARD, SOUTH BRENT, SOUTH DEVON TQ10 9AL
 Phone: (0364) 72770 Fax: (0364) 72007

THE AVIATION HOBBY CENTRE

1st FLOOR, MAIN TERMINAL BUILDING,
 BIRMINGHAM INTERNATIONAL AIRPORT
 BIRMINGHAM B26 3QJ
 Telephone: 021 782 2112 or 021 782 6560
 OPEN 7 DAYS A WEEK (including bank holidays)

Why not pay us a visit and watch the aeroplanes at the same time. We have two shops, one on the first floor by Mag-Lev (have a free ride to BR station and back) and one in the airport's viewing gallery (viewing gallery open everyday - admission 30p).

Airband radios from £9.95 and scanners from £149 plus a variable selection of good secondhand and part exchange models.

We stock radios by Fairmate, Jupiter, Icom, Steeplestone, Textet etc., models and prices to suit you.

Come and see the finest range of books on aircraft and associated subjects there is; by publishers such as Ian Allan, Airlife, Putnam, PSL, Haynes, MCP and many more. Air maps, frequency charts, books on ATC, even books on how to fly a Cessna or a Jumbo Jet, we stock 'em all. Books for the student pilot and PPL, checklists, flight cases, current topo charts always in stock, nav-flight computers and much more. We also stock aviation postcards, posters and badges (callers only). Can't visit? Then send £1 for our mail order catalogue or telephone us on:

021 782 2112 or Fax: 021 782 6423

We accept all major credit cards and cheques with bankers card number (up to £500 for personal callers with I.D.)

ALSO: Why not take advantage of our **SPECIAL OFFER:-**
 Our most popular multi-band radio with a 'rubber duck' aerial -
 Airband - FM - PSB, batteries included,
 12 months guarantee - **£24.95 POST FREE!**


MARTIN LYNCH

G4HKS

THE AMATEUR RADIO EXCHANGE CENTRE

286 Northfield Avenue, Ealing, London W5 4UB. Tel: 081 566 1120 Fax: 081 566 1207

SCANNERS & RECEIVERS - FROM THE UK'S AUTHORISED RETAILER



AOR
 AR1500 NEW the only handy scanner with factory fit SSB...£299.00
 AR2000 the favourite 5-1300MHz...£259.00
 AR2500 for computer control, base scanner...£395.00
 AR2800 best all round base/mobile, includes SSB...£375.00
 AR3000A NEW - the latest version - unbeatable price...£ PHONE
 ACEPAC 3 computer control for 3000...£119.00

YUPITERU

VT150 NEW - latest 142-170MHz handie...£159.00
 VT125 the best airband handie scanner...£149.00
 MVT7000 the favourite all band handie...£279.00

ALINCO

DJ-X1E the smartest miniature pocket scanner...£259.00

ICOM

ICR1 still the world's smallest scanner...£329.00
 ICR100 the best mobile scanner...£499.00
 ICR71E excellent HF RX, many used examples...PHONE
 ICR72E economy version of above...£589.00
 ICR7000 still available as new...£699.00
 ICR7100HF 50kHz-2000MHz - see our other advert
 ICR9000 special deals on the world's best receiver

KENWOOD

R2000 general coverage SW RX...£529.00
 R5000 Kenwood's top RX, special deals...£ PHONE

LOWE

HF-150 NEW - latest portable/base HF receiver...£329.00
 HF-225 the best of British receivers...£429.00

DRAKE

R8E 150kHz-30MHz in stock and on display...£965.00

JRC

NRD 535 commercial build and performance...£1095.00

Pop in to the shop to see all the above wired for demonstration. Finance available on new and used. Remember - I have the largest selection of used equipment in the UK - phone for your free list.

The shop is located just across the road from Northfields underground on the Piccadilly Line - the closest store to Heathrow by tube. Only minutes from the M4/M1/M25.

BUYING OR SELLING... DIAL 081-566 1120 NOW!



Authorised Dealer

Martin Lynch is a Licensed Credit Broker. Full written details upon request. Typical APR 32.9%

PHONE 081-566 1120

For fast mail order Tel: 081-566 1120. Please add £10.50 for 48 hour delivery. SHOP OPENING HOURS: Tuesday - Saturday 10 - 6pm. 24 hour Sales HOT LINE (086) 339 339 (after hours only.) FAX order line open 24 hours.

Automatic Solution

Enthusiastic airband listeners are well aware of the usefulness in making tape recordings of communications. However, for some time the physical connection of an automatic tape recorder has proved difficult due to problems of complex interfacing and incompatibility. In response to this, AOR have manufactured a connecting lead to provide an "Automatic Solution" to your recording requirements.

Whether attended or not, the AR3000A will switch On/Off a tape recorder when an 'active' channel or frequency has been located then clears. This enables you to have a second listen to 'brief transmissions' and provides a permanent record of communications. If unattended, the AR3000A plus tape recorder enables you to return home with the knowledge that nothing has been missed. This facility also lets you review the day's communications within a matter of minutes.

The ready-made lead is called the AOR CR400 and will plug directly into a suitable cassette tape recorder. Although we do not suggest a specific tape recorder, make nor model, we have tested the compatibility of the Realistic CTR-82 (Tandy) cassette recorder. It works very well in conjunction with the AR3000A / CR400 and the effectiveness cannot be questioned.

The AR3000A has a built-in real time clock and timer circuit to further add to it's flexibility. You may program the receiver to switch on and start monitoring at a preset time while unattended.

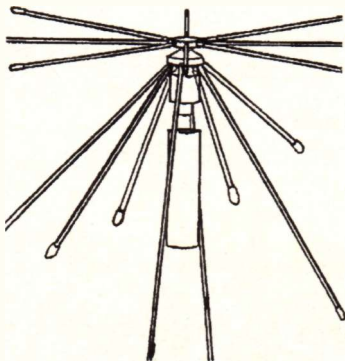
The AR3000A offers an extremely wide frequency coverage from 100 kHz to 2036 MHz. In simple terms this means that one minute you can be listening to Radio 4 on 198 kHz in the longwave band, key in a new frequency 5.505 MHz USB and you may listen to the European VOLMET weather forecast service. In a similar area of the shortwave band key in 5.680 MHz USB and you can monitor the search and rescue coordination frequency. The possibilities are endless, key in 133.7 MHz for Amber 1 commercial air corridor travelling North/South across most of the country, key in another frequency for your local tower, approach, radar or Air Traffic Information Service.

UHF airband is also well within the range of the AR3000A, sensitivity in this area being extremely good when compared to other units on the market today. The 400 memory channels and rapid rate of search and scan makes the receiver ideal for searching the vast frequency expanse of the UHF airband and saves hours of manual tuning.

The high sensitivity offered by the AR3000A receiver provides reception over surprisingly large areas when connected to a suitable external aerial such as the DA3000 discone. Your listening need not be restricted to the airbands alone. World-wide monitoring of other popular bands is just as easy, whether you wish to listen to our own BBC World service, VOA Voice of America or similar transmissions from most countries of the World. Marine band both VHF and the long distance shortwave services, Amateur band transmissions ranging from a local enthusiast just down the road to America, New Zealand and the remote areas of the World... all are available on the AR3000A.

To further enhance the versatility of the AR3000A two computer control IBM-PC compatible software packages are also for the AR3000A. The first of these is the AOR Spectrum Coordinator offering sophisticated search, scan and data-base facilities plus 3,000 memories and an integrated logbook. The second is ACEPAC-3A offering scan, search and a graphical display of band activity.

The DA3000 is a wide band 16 element discone aerial especially designed to complement the AR3000A receiver. It has a useable frequency coverage of 25 to 2000 MHz. Build quality is excellent combining aluminium and Stainless-Steel. The aerial is supplied with approximately 15 metres of coaxial cable terminated in a BNC connector ready to plug directly into the AR3000A. The DA3000 has an easy to follow instruction sheet and is supplied with 'V' bolts and clamps to ease installation, however a small additional support pole will be required.



The WA5000 ultra-wide range receiving aerial is designed for areas where space is a problem and provides coverage from VLF to SHF. A MOS power FET amplifier is utilised to provide superior performance on the shortwave bands between 30 kHz and 30 MHz.

The total length on the WA5000 is 1.3 metres and is fed by an SO239 standard connector located in the aerial base mount and out of the direct effects of the weather. Approximately 15 metres of terminated coaxial cable is provided ready to plug in and start using. The aerial is powered by 12V DC @ 100 mA (mains power supply provided), this being fed up the coaxial cable. A small interface box is included for connection to the power supply and AR3000A receiver. Where you have limited space, the WA5000 makes an ideal companion to the AR3000A receiver.

R.R.P. AR3000A £765.00, CR400 £9.99, AORSC £75.00, ACEPAC-3A £119.00, DA3000 £69.00, WA5000 £150.00 including VAT.

All Trade Marks acknowledged.

If you are unable to obtain supplies of AOR products from your local dealer, you may order directly - we have a fast mail order service.



For a complete set of leaflets and price list please send a S.S.A.E. (34p). Other models available including hand-portable receivers.

AOR™ AOR (UK) LTD.

Room 2, Adam Bede High Tech Centre,
Derby Road, Wirksworth, Derbys DE4 4BG.

Tel: 0629-825926 Fax: 0629-825927

A subsidiary of AOR Ltd Japan

E&OE

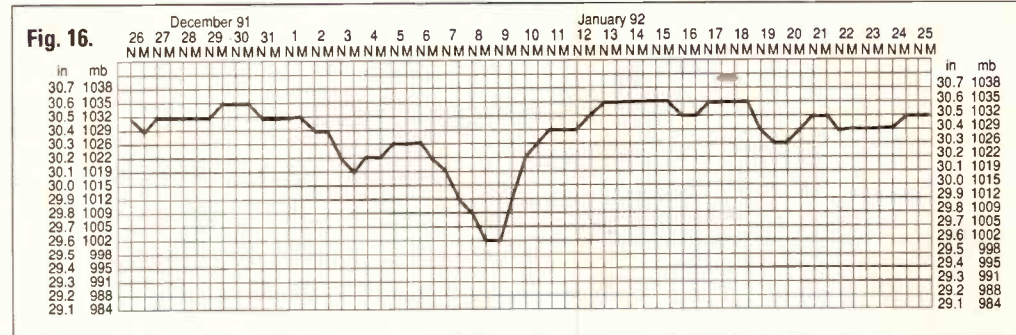
dxtv round-up

'ZIE TELETEKST P249', was pounding in on Ch. E10 and at 1700 there were strong programmes on Chs. E8 and E10.

Programmes were seen again in Band III, on Chs. 6, 7, 8 & 10 at 1945 on the 31st and test-cards from Belgium and Holland at 1302 on February 1. Test-cards from Holland's PTT NED 1 & NED 3 appeared in the u.h.f. band at 1304 on the 1st and 0345 on the 2nd respectively. At midday on February 1, **Fred Pearce** (Driffield), using a Deluxe D100 converter and chimney-mounted rotatable v.h.f. TV antennas, logged a Belgian test-card (BRT TV1) on Band III.

During the openings on January 27, 28, 29, 30 & 31, David Glenday received test-cards and/or programmes from Belgium (BRT & RTBF), Denmark (DR), Germany (ARD1), Holland (NED1), Ireland (RTE), Norway (NRK) and Sweden (SVT1) in Band III. On these days plus the 14th, 15th and 20th - 23rd he logged pictures from Belgium (BRT2, Canal+ Belgique, RTBF-TELE21), Denmark (TV2), England (Crystal Palace, Sandy Heath, Sudbury, Sutton Coldfield & Tacolneston), France, Germany (ARD1, MDR3, NDR3, RTL+, SAT1, SWF3, WDR3 & ZDF), Holland (NED1, 2 & 3) and Ireland (RTE2) in the u.h.f. band.

In addition, he saw the German captions 'Deutscher Fernsehen ARD',



'MDR Fernsehen' and 'hessentext' and for the 27th he remarked, "all local DX within 300km radius arriving at VERY high strength - tropospherics all day". David added, "The new Mitteldeutscher (MDR3) programmes have been seen here a few times, including colour bars on E34".

The good conditions on January 14, 20, 21 & 31 yielded for Simon Hamer pictures in Bands III and/or IV & V, from Belgium, Czechoslovakia (CST1 & 2), Denmark, France, Germany, Holland, Ireland, Norway, Sweden & Switzerland (PTT/SRG1). Among the programme IDs he saw were *HEUTE* (news) and *SPORT AKUELLE* from Germany. **Michael Larsson** (Cheadle) looked for u.h.f. DX in the UK on the 28th, 30th & 31st and his reward was pictures from the BBC (Midlands 1 & 2, Wales 1 & 2, West 1 & 2 and Yorkshire) and from the Independents (Ch4 Midlands and West, HTV (Wales), S4C (Wales) and Tyne Tees).

A good v.h.f./u.h.f. haul too for Andrew Jackson, also using a D100 converter. He logged pictures from France (Antenne 2) and Switzerland

(+PTT/TSI 1 Teletext) on the 13th, Germany (ZDF) on the 14th, Germany (ARD1, HR3, MDR & ZDF) and Holland (PTT NED3) on the 15th, Belgium (RTBF1), Denmark (TV2) and France (Canal+) on the 20th, Denmark, France and Holland on the 21st, Belgium (BRT1 and RTBF1) on the 26th, Ireland (RTE1 and Network 2) on the 28th, Belgium, France, Germany and Holland (NED2 & 3) on the 29th, 30th and 31st and Belgium England (BBC1 South from Hannington) and HTV West from Mendip and Holland on February 1. Throughout the period Andrew proved the value of rotating his antenna to get the full benefit of the good conditions.

During the evening of the 31st, **Tony Hopwood** (Upton-on-Severn) reports co-channel interference on his local TV booster at Malvern a mere 4km away which is normally unaffected. Band III provided the DX for Bob Brooks in January when he saw a clock, showing 1300 followed by the news from an unidentified source on Ch. E12 between 1200 and 1215 on the 8th, programmes from Ireland's RTE throughout the 15th and 24th and Feb-

ruary 1, a programme from France (Canal+) and a test-card from Denmark (DR) on the 28th, a test-card from Belgium (BRT TV1) and a film from France on the 29th and a cartoon and news from Belgium's BRT and RTBF respectively and a cartoon, logo (ZTM), and a travel film from unidentified stations on the 31st.

SSTV

Among the slow-scan television pictures copied by John Scott, around 14.230MHz, in January are calling signals from stations in Germany, Fig. 12, Holland and Ukraine, a sign-off from Spain and an often seen type of operator's drawing, Fig. 13.

Fred Pearce received good pictures from Russian stations on the 14MHz band on the 11th and 21st. David Glenday, using a Lowe HF-225 receiver with its own rod antenna and a BBC computer with Technical Software's RX8 program, logged signals from Germany, Russia and Scotland around 14.230MHz and 'CQ', Fig. 14, and operator ident, Fig. 15 captions from DL7TR on 21.34MHz. The text on the picture in Fig. 15 reads "THATS ME BURKHARD" who was sending these pictures, from the antenna on his roof in Fig. 14, to WA2KUK in the USA. Judging by the number and variety of captions and drawings that I have seen I have come to the conclusion that the SSTV fraternity are an inventive and most humorous bunch.




Fig. 7: SSTV.




Fig. 8: Denmark.



Fig. 9: Holland.



Fig. 10.



Fig. 11.

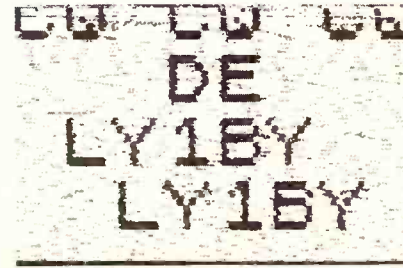


Fig. 12: SSTV Germany.



Fig. 13: SSTV.



Fig. 14: SSTV Germany.



Fig. 15: SSTV Germany.

airband

Godfrey Manning G4GLM
c/o The Godfrey Manning Aircraft Museum,
63 The Drive, Edgware, Middlesex HA8 8PS

Yes I really do run an aircraft museum! It is a small offering, but dedicated to demonstrating the principles of flight, radio navigation, engineering, etc. There are no whole aircraft (due to lack of space) and nothing historic. The exhibits aren't behind glass, either. Instead, you will find a range of representative aircraft components that have mainly been rewired or otherwise modified to give a simulated demonstration of their function. One reader was incredulous that the museum really existed. So come and see for yourself! To arrange an appointment to view, call me (weekday evenings before 2200 local) on 081-958 5113. To ask that genuinely urgent piece of advice or to make a last-minute submission to 'Airband', that's also the number to ring. The museum and this column share the objective of helping you to enjoy your hobby through a better understanding; anyone reading this will, I am sure, benefit from a visit.

Competition Results

Only four entries were received so it must have been suitably hard this year! Most off course was **N. Winter** (Hull) who diagnosed an MBB 105 - a rather larger machine than the one pictured in January. Due to the difficulty, I will accept Hughes 300 or Schweizer 269 and **Patrick Boone** (Devon) and licensed pilot **John Weston-Smith** (Kent) both got this but gave the wrong location. So, the winning entry, complete with tie-breaking location (which was the PFA Rally at Wroughton) is from **R. Spooner** (Middlesbrough) and the Editor has kindly agreed to send a suitable prize. Well done all competitors for your efforts; hope you enjoyed it.

Pleasure Flight

Despite my appeal in February, only four more readers expressed an interest in going on a pleasure flight and so this project has lapsed through lack of response. Perhaps economic circumstances aren't encouraging enough at the moment. So, thanks to **John Ware** (Redhill), **David Head** (Malvern), **M. Hilditch** (Milton Keynes) and **Bill Henderson** (Shoreham-by-Sea).

Bill saw a DC-3 approaching 25 at Shoreham. In fact, he couldn't miss it since the approach passes low over his roof-top! G-AMRA was apparently shooting an episode of *Poirot* which, not being a follower of that medium, I assume to be something to do with television.

Conspicuity Code to Change

This is quite an important change and, as old habits die hard, the previous tradition could linger on and cause

confusion. Before detailing what the conspicuity code is, I must refresh your memory about secondary surveillance radar (s.s.r.).

Primary radar has the drawback that the reflected signal is weak. The power from the antenna goes off into the distance and perhaps a tiny proportion actually hits something (such as an aircraft). The reflection also glances off at many different angles and so the amount of power getting back to the antenna is tiny and can be hard to detect.

Secondary radar sends out an interrogation pulse, but the reply is listened for on a different frequency. If an aircraft's s.s.r. transponder picks up the interrogation pulse (on 1030MHz) it replies with its own, high-power, transmission (1090MHz). Further, this transmission can carry a code number. The possible numbers have four digits, each taking a value from 0 through to 7 inclusive. In the cockpit is a control box on which the pilot sets the code.

Typically, air traffic control assigns a code to each flight that appears on the radar screen; the pilot is told to 'squawk' a particular number. The pilot sets this 'squawk' code on the cockpit control box and the code numbers then appear next to the aircraft's image on the radar screen.

Not all flights are under radar control. If you have a transponder but aren't receiving a mandatory control service, you can still 'squawk' the conspicuity code. This enables any radar operator to see your aircraft and make allowance when instructing other aircraft that are under control. For example, you might be flying just outside a control zone, in which case the radar controller will see you clearly and can be confident that you won't get in the way of flights inside the zone.

Formerly the conspicuity code was 4321 but it is now 7000 throughout Europe - pilots take note and read AIC 18/1992. Do not dial up the emergency code 7700 by mistake! Code 7000 means 'Should you see me on your radar screen, don't worry, I'm keeping clear of your traffic'. Another interesting code, 2000, is applied in a 'non-s.s.r. environment' such as Greek controlled airspace. Here, control depends on position reporting, i.e. it is procedural. Radar is not employed for control purposes. However, there may be military or other uses of radar and so a transponder setting is advisable. Code 2000 means 'Here I am, just in case you want to know - but it isn't certain that my controller is actually looking at me'.

Godfrey Manning
photographed this
immaculate P-51D
Mustang at North
Weald.

Follow-Ups

J.P. Olway G3RMA (Paignton) agrees with my conclusion in February that s.s.b. is really a particular version of a.m. I did emphasise the point, though, that a receiver specifically designed for the job will be necessary before s.s.b. can be resolved.

In truth, a.m. is actually amplitude modulation with carrier and both sidebands. Single sideband is really a.m. with the carrier and one sideband suppressed. Any other variation of a.m. is also possible - for example, both sidebands but vestigial carrier. But, I must make it clear, you won't encounter any such special combination on the airbands.

The broadcasters have confused things further by muddling up modulation mode and frequency band. Instead of v.h.f. they mistakenly refer to f.m. and instead of medium wave they say a.m. The marketing departments of receiver manufacturers have exacerbated this situation by marking their waveband switches with f.m. and a.m. instead of v.h.f. and m.w. or l.w. as the case may be. No wonder the average non-technical broadcast listener is confused!

HF

Tim Christian (North Walsham) follows the allocation of h.f. channels with interest. Just to show how congested this part of the spectrum is, he introduces a new frequency: 8.891MHz for Karachi, Bombay and Delhi (MID-2). Unfortunately, it clashes with North Atlantic D (NAT-D) although its use in the new area is intermittent. As well as ground to air, h.f. (such as this channel) is also used for the various stations in the area to pass traffic information to each other. We're coming to the end of the current sunspot cycle peak, so the

existing MID-2 allocation at 10.018MHz is predicted to become less effective when the m.u.f. declines. Tim wouldn't be surprised, then, if the new frequency replaces this higher one. MID-2 also has 5.658MHz available.

As a reminder, NAT-D is one of the North Atlantic areas controlled jointly by Shanwick and Gander. It has 2.971, 4.675, 8.891 and 13.291MHz available for handling aircraft on the more northerly tracks.

As an aside, Tim wonders what happened to Interflug - the airline of the former East German Republic. Since reunification I believe that it has been absorbed into Lufthansa who are rapidly replacing many of the Eastern Bloc aircraft types with more modern Western ones. The Editor has recollections of a flight from East Berlin to Leipzig on a fully loaded Interflug Antonov 24. Acceleration towards takeoff speed started outside the terminal building, continued round the perimeter track and takeoff appeared to be achieved by the simple expedient of retracting the undercarriage! Needless to say, he returned to E. Berlin by a more civilised form of transport - train.

Operational News

At Cranfield, runway 08/26 has been withdrawn (AIC 3/1992). Building works have restricted the available space here which is why the PFA rally can no longer be held on this aerodrome.

A personal involvement in airfield operations provides work for **Brian Tollervey** (Gosport). He's an electrician at a small field and mostly works on lighting maintenance. A quiet aerodrome such as this presents few problems of access to the runway in between movements. So how do they cope at Heathrow? Basically, any low-priority work can be done at night when

CONTINUED ON PAGE 46 ➔



Alan Gardener
PO Box 1000, Eastleigh, Hants SO5 5HB.

Several readers have written to me asking what they can do to minimise the effect of strong signals interfering with reception. This mainly tends to occur in urban areas where it is often difficult to avoid problems with interference due to the large number of transmissions from local sources.

Albert Barker of Sussex has problems with a national paging system on 153MHz interfering with marine reception at 156MHz, Mike Totham of Gloucester has problems with both paging systems and links from a local Police HQ, Bert Allerton of Sheffield finds paging systems on 138MHz interfere with satellite reception at 136MHz and finally R. Jackson of Cheshire finds that a local taxi company prevents reception on just about any frequency.

When very strong signals are amplified in the r.f. stages of a receiver they can overload the proceeding stages and produce spurious signals on other frequencies. In really bad cases, the unwanted signal can be so strong that it will cause the receiver to 'block' preventing the reception of weaker signals. One way of minimising this problem is to restrict the number of signals which are allowed to reach the receiver. Most designs only have to tune over a small range of frequencies. This makes it easy to design a bandpass filter stage to reject any unwanted signals outside the required frequency range before they can cause any trouble.

The problem with scanning receivers, particularly those with continuous coverage, is that they have to tune over a much larger frequency range. This makes it difficult to design, and expensive to produce bandpass filters which will 'track' the frequency the receiver is tuned to whilst at the same time being capable of rejecting unwanted signals.

One alternative is to use a notch filter to reduce the level of the unwanted signal. This is only really practical when the receiver is used in a fixed location and the frequency of the interfering signal is known. I featured two different designs of notch filter in the December 1990 column which I found to be effective in dealing with strong signals from paging systems on 138MHz and f.m. broadcast stations in the 88-108MHz band. These filters produce fairly broad notches that are very effective in removing signals at spot frequencies, but have the disadvantage of reducing the level of other signals which are close in frequency. The only way to improve this situation is to increase the Q of the tuned circuit. This is not quite so easy to achieve in practice as it involves constructing the filter from very low loss materials. This may necessitate silver plating some components, which is not practical for most of us.

I found the best solution was to

obtain a suitable filter on the surplus market, which could be modified to operate on the desired frequency. The best place to find such devices are at amateur radio rallies. Many of the companies who sell ex-p.m.r. equipment usually have duplexing filters, removed from commercial base stations, which they are prepared to sell at a reasonable price. Try and avoid large designs that are likely to use quarter wavelength lines and concentrate on the more compact designs using helical resonators. These are generally used for mobile equipment operating in the range 138-460MHz. If you need to provide a notch at a lower frequency I have seen duplexers designed to operate at frequencies as low as 70MHz but you may need search around in order to find one.

One of the most suitable types I have found was manufactured by Airtech Ltd and has the type number M450-4A. This is a 4-section unit which is designed to operate at around 450MHz. The case measures 130x80x180mm and has three N type sockets mounted on one end. Internally the unit consists of four small cylinders, each with a BNC 'T' connector at one end and a small tuning plunger at the other. The cylinders are interconnected by short lengths of coaxial cable which form part of the filter network. The original purpose of the unit was to allow simultaneous transmission and reception of signals with the same antenna providing the two frequencies were more than a few megahertz away from each other. Although the unit contains several BNC connectors the most important parts as far as we are concerned are the cylinders, which contain helical resonators. These work rather like conventional quarter wavelength stubs, but the line is coiled in order to make the unit as small as possible. In addition to reducing the size, coiling the line also suppresses any resonances at odd multiples of the fundamental frequency, which is a distinct advantage in this application. The outside dimensions of each cylinder are about 80mm long and 40mm in diameter, with one end secured by four screws. If the end is removed the helical resonator is revealed. This consists of about six turns of thick silver plated copper wire wrapped around a Perspex core. The end attached to the cylinder is capacitively coupled to the inner of the BNC 'T' connector which is mounted on the end of the cylinder. The other end of the resonator is not connected to anything but has a hole down the centre of the Perspex core which the fine frequency adjustment plunger fits into.

In its unmodified state the resonator will tune over the range 430-470MHz but if more turns are added to the end of the coil or if a new coil is wound the operating frequency can be made to

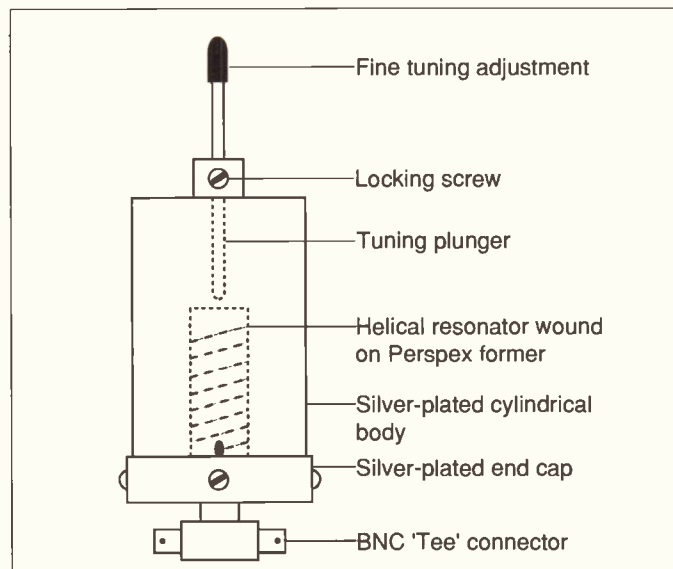


Fig. 1: Typical helical resonator.

go as low as 120MHz providing one end of the coil is directly connected to the inner of the BNC 'T' connector. I use one which I have modified to tune to 145MHz. The resonator has been replaced with a new 16 turn coil of silver plated wire, which is about 15mm in diameter and 50mm long. One end is connected to the BNC connector and the mechanical rigidity has been improved by filling the gaps in-between the turns of coil with epoxy resin. The unit is connected in series with the coaxial cable feeding the receiver and the sliding plunger adjusted to notch out the offending signal. This has to be done very carefully as the notch is very sharp and only a small movement can shift the frequency by several megahertz.

By now you may be wondering if all of this effort is worth it. All I can say is that a lot depends upon how much of a problem interfering signals present. I have several base stations operating within 100m of my house and I am still able to use a pre-amp ahead of the receiver without any major problems, although I do have to use four separate notches. Before I fitted them the receiver squelch used to mute each time one of the stations transmitted making listening almost impossible. In this sort of situation any improvement is worthwhile and a lot cheaper than moving house.

Active Deflectors

Mark McDermott of Aberdeenshire is one reader who doesn't have problems with interference, mainly because he can't hear anything to start with. He lives at the bottom of a 60m cliff on the north-east coast of Scotland, and as you might expect he doesn't hear much on his scanner. However, reception from the top of the cliff is great, so he wonders if it is possible to relay signals

from the top of the cliff to his house without having to buy miles of coaxial cable. He heard a couple of amateurs talking about using two antennas as a passive relay to provide radio coverage in a blind spot, and wondered if this technique could be used to help him.

Well Mark, many similar systems are already used to provide TV reception for small isolated communities where the cost of building a conventional relay station would be prohibitive. These operate in one of two ways, the first is to receive the signal at some suitable location, amplify it and then re-transmit it via another antenna aimed at the target area. This system is often referred to as an active deflector. It can only be used under certain conditions where there is good isolation between the transmit and receive antennas and there is no likelihood of the re-transmitted signal interfering with the direct signal. If more gain is required or if there is a chance of interference then the second method has to be used. In this case the signal has to be changed in frequency before it is re-transmitted and the equipment is referred to as a transposer. In both cases some form of power supply is required, which in many cases is provided by either solar cells or wind generators which are used to charge lead acid car batteries.

It may be possible to build an wideband active deflector, but it is not a project for the faint hearted and is not likely to be particularly cheap, but if you want to have a go then the following notes may give you some idea of what is involved. The first step is to determine what loss there is between the relay site and the house. This depends upon the distance and frequency and is given by the formula:

$$dB \text{ (loss)} = 32.5 + \{20 \times \log D(\text{km})\} + \{20 \times \log F(\text{MHz})\}$$

So if we assume that there is an unobstructed path between the top of the cliff and the house of about 1km then we obtain loss figures of 60.5dB at 25MHz, 72.5dB at 100MHz, 84.5dB at 400MHz and 92.5dB at 1GHz.

In order to make the system effective we need to overcome this loss with a combination of both antenna and amplifier gain. In order to keep the antennas to manageable proportions the majority of this gain has to be obtained in the amplifier. The most gain you are likely to achieve with a wideband antenna such as a log periodic beam is around 6dB so if we use one vertically polarised for reception at the relay site, and two others horizontally polarised, one at the relay site for transmission and the other at the house for reception, we should be able to obtain about 18dB gain. Which means that we still have to find about 70dB worth of gain from elsewhere! Trying to obtain more than this amount of gain is not easy as the final amplifier stages must not become overloaded on strong signals and the input and output signals must be kept separate from each other.

The simplest way to achieve this is to use two thin film hybrid r.f. amplifier modules such as the Philips OM361 in series. These were originally designed for use in TV distribution systems and are broadband devices which give just under 30dB gain per module across the frequency range 40 - 860MHz. One or two additional components and a 12V d.c. power supply are all that is required to turn the modules into a

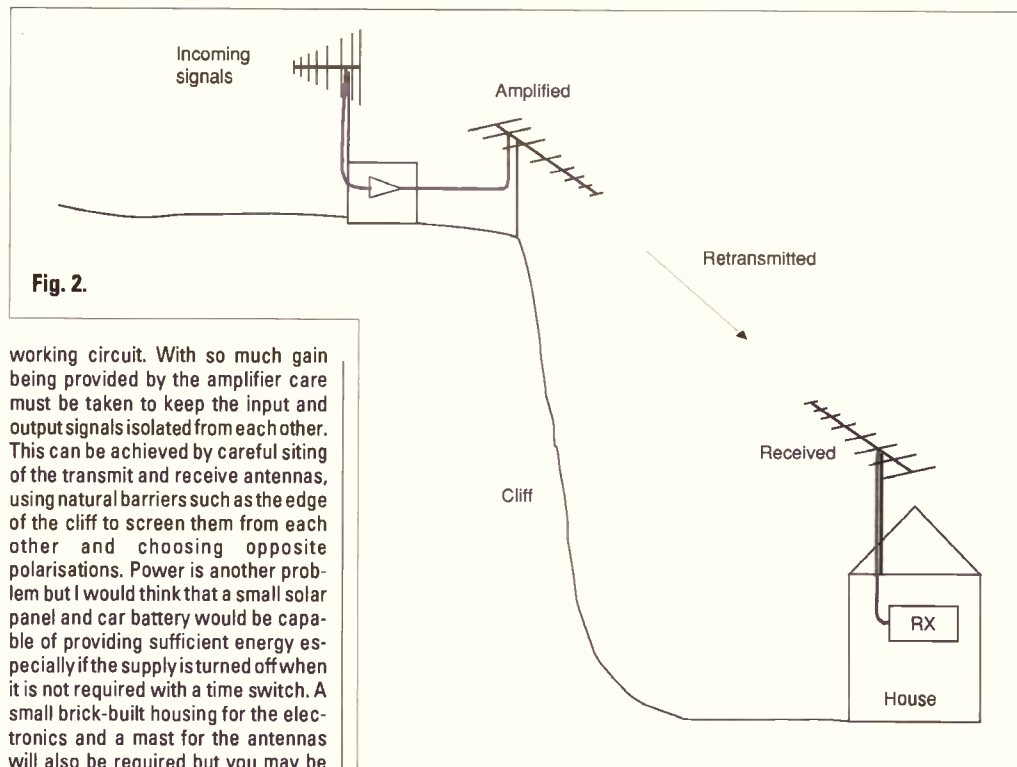


Fig. 2.

working circuit. With so much gain being provided by the amplifier care must be taken to keep the input and output signals isolated from each other. This can be achieved by careful siting of the transmit and receive antennas, using natural barriers such as the edge of the cliff to screen them from each other and choosing opposite polarisations. Power is another problem but I would think that a small solar panel and car battery would be capable of providing sufficient energy especially if the supply is turned off when it is not required with a time switch. A small brick-built housing for the electronics and a mast for the antennas will also be required but you may be able to talk a local farmer into helping you. In addition you may be able to spread the cost of such an installation if you can find neighbours who would also like to improve their TV and f.m. radio reception.

As I said not a job for the faint hearted, and in this instance it may actually be cheaper to move house!

Spectrum +3 Interface

Trevor Dare of Jersey wonders if anyone out there has managed to interface a Spectrum +3 computer to an AR3000. I know I have featured similar requests before but no one will admit

to having achieved it - can anyone help?

Once again I seem to have reached the bottom of the page, so until next month, good listening.

Airband 44 ➔

there is hardly any flying. There are also slack times in the middle of the day but this is on the decrease and can be further reduced by seasonal traffic peaks. Ultimately, a runway might be closed for repairs that can't wait. At Heathrow, single-runway operation might be possible. If not, then aircraft are 'stacked' in the holds and, hopefully, none will need to divert to another terminal due to fuel state. In the end, it's a trade-off between the inconvenience of late or diverted flights and the danger of essential ground equipment being out of action.

Brian's question is also an opportunity for me to remind ourselves of the lighting encountered at airports. Runways are brightly lit by a combination of white centre-line and/or edge markers. The threshold end might have a red border and, at the far end of the roll-out, the lights are also often red. Calvert lighting guides the final approach direction before


the runway is reached. To show the correct glide path, there is a variety of slope indicators which all show red lights for 'you're too low' and white for 'too high'; correct angle is indicated by a mix of reds and whites.

Avoiding confusion with taxiways is essential. These are more dimly lit by green centre-line and blue edge lights - making an attractive vista to decorate the airport at night. Sometimes the green lights are switched on and off by the Ground Movements Controller in order to guide particular aircraft; in this case the controller will issue a taxi clearance which includes the phrase 'follow the greens'.

The next three deadlines (for topical information) are April 10, May 8 & June 5. All correspondence to 'Airband,' c/o The Godfrey Manning Aircraft Museum, 63 The Drive, Edgware, Middlesex HA88PS. All replies are via this column; unfortunately it is not possible to enter in to direct correspondence.

Middle marker on the i.r.s. approach to Runway 09 at Jersey in the Channel Islands.

Godfrey Manning.



Abbreviations

AIC	Aeronautical Information Circular
a.m.	amplitude modulation
DC	Douglas Commercial
f.m.	frequency modulation
h.f.	high frequency
l.w.	long wave
MHz	megahertz
m.u.f.	maximum usable frequency
m.w.	medium wave
PFA	Popular Flying Association
s.s.b.	single sideband
v.h.f.	very high frequency

Lawrence Harris
5 Burnham Park Road, Peverell, Plymouth, Devon PL3 5QB

The METEOSAT 5 (officially called MOP-2, the METEOSAT Operational Programme) label appeared after a long wait, on February 11. Although launched in early March last year, number 5 still has problems and was taken out of routine operations within two days of the transfer from METEOSAT 4, which happened last May. Since then, METEOSAT 4 (MOP-1) remains the operational satellite with only occasional problems such as interference from the sun during the equinoxes. Both METEOSAT 4 and 5 are near to longitude 0°.

METEOSAT 5 is occasionally used for image collection but METEOSAT 4 is then used for the re-transmission of those images. A careful note of the time of those pictures showed that they were about an hour old - this is referred to as having a slot offset of -1. Normally, pictures are from the last scan, taken every 30 minutes. The original problem with number 5 is now believed to be a very small movement of the radiometer cold optics lens, and although some program modifications at ESOC are being studied, it is not likely that number 5 will be brought into routine use for some time.

METEOSAT 2

This older satellite will be moved out of geostationary orbit shortly. Final pictures were taken to celebrate the 10th anniversary of the program.

METEOSAT 3

This remains positioned at longitude 50° west in order to provide the Americans with weather pictures of the western Atlantic. It has a failed power amplifier and minor damage to its electronically despun antenna but is otherwise healthy. Only one channel (1691MHz) is used for dissemination.

METEOSAT 6 (MOP-3)

Launch is currently planned for September 1993.

METEOSAT Experimental AVHRR Images

Since 1 August 1991, we have been able to receive WEFAX AVHRR frames from METEOSAT 4 that are transmitted on an experimental basis three times daily; 0726, 1026 and 2226UTC, on channel A2. The images are from the Advanced Very High Resolution Radiometer carried by the NOAA satellites. To include these wide-area pictures a number of satellite passes are combined and the data is re-mapped on a polar stereographic projection. From the original five spectral channels having a resolution of about 1km the data is processed in different ways to provide different products. One product uses an automatic cloud classification

scheme for night-time imagery using just the infra-red channels. Another product contains only channel 3 data (3.7 micrometres). Final processing converts the data into the format for METEOSAT transmissions. My thanks to EUMETSAT for kindly providing this information.

Current Polar Satellites

There haven't been any unexpected changes within the NOAA satellite group. For some weeks all four were transmitting a.p.t. and their beacons have also been strong (see Frequency listing). A significant (well I think so!) milestone during the progression from winter to spring, was reached in early February when the afternoon passes of NOAA 11 finally remained in the visible format right to the end of the picture - near the north pole. During the longest hours of winter (between mid November and early February) the northern hemisphere is very dark and NOAA 11 switches over from visible to near infra-red just after passing Scotland! Meanwhile METEOR 3-4 has continued to transmit continuous telemetry although I would expect a change-over to 3-5 when 3-4 reaches the terminator. At that time its solar panels will be poorly illuminated and so there may be power problems. The predictable switch-over from METEOR 2-20 to 2-19 occurred on February 11, still using 137.85MHz. A further METEOR launch has now been officially scheduled so perhaps 3-6 will make an appearance.

Keplerian Elements

A number of correspondents including **J Martin** of North Harrow have asked for an explanation of Keplerian element



Fig. 2: METEOSAT 4 via Offenbach from Tony Hulme.

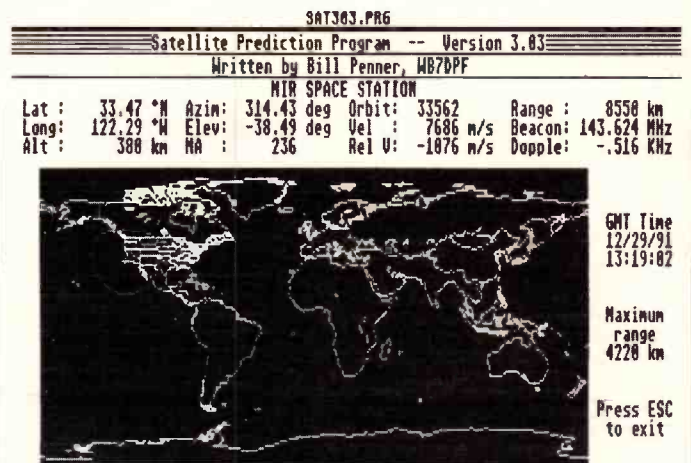


Fig. 1: Screen shot of SAT303 Satellite Predictions program from P.J. Bartlett.

parameters. Over the next few editions I'll cover each one. In order to get a computer program to predict when a satellite will be above the horizon at your receiving station you have to provide the program with a set of numbers (elements) which describe the details of the satellite's orbit. Several numbers are required to describe the orbit and different computer programs may require slightly different versions! Some require the 'equator crossing time' yet others need different parameters. It is possible to use a set of Kepler elements to calculate other parameters used in different programs.

The First Kepler Elements!

The first artificial satellite, Sputnik 1, was put into a fairly low orbit above the earth and had a revolution (orbital) period of not much more than an hour. This orbital period is related to its average height above the earth - the higher the orbit, the longer that period, and the slower its speed. So the moon,

which of course is the earth's largest natural satellite, takes about one month to orbit the earth, at its distance of some quarter of a million miles. It is an interesting project to calculate the various orbital speeds for satellite orbits of different heights.

Object number: Each satellite has a unique object number which gives its position in the NASA catalogue. NOAA 9 is number 15427. Another classification method is to give the launch date and 'part number': NOAA 9 is also 1984-123A.

Epoch: This is the first computed element and it refers to the time at which the satellite's position was measured. Measurements are usually made by radar but can be derived from optical measurements. I once made several joint visual satellite observations with a French colleague to provide Herstmonceux (the old Royal Greenwich Observatory) with data. The Epoch is given in the form: 92.12.2206774 or 01/12/92 05:17:46UTC. You can see that the first form uses the 'Day of the Year' format in which January 1 is Day 1 and February 1 is Day 32. By multiplying the decimal part of the number, firstly by 24 to extract the hours (0.2206 x 24 gives 5 hours), and then by 60 to obtain the minutes, you can convert this decimal to the actual time of day - so 0.2206774 is really 05 hours and 17 minutes UTC. Remember that sometimes the American date format is used where the month and day are reversed (as above)! We now know when the orbital position was measured but we have to know how the orbital plane is tilted with respect to the earth's equatorial plane.

Orbital inclination: This is the angle between the plane of the satellite's orbit and the plane of the earth's equator. A satellite in an orbit with an inclination of 0° is travelling in the earth's equatorial plane - the geostationary satellites have such inclinations. Orbital inclinations of nearly 90° mean that the satellite passes over both poles on every pass, while the earth rotates below. The weather satellites have inclinations near to 90° so that they can pass over the poles

and therefore every place on the earth. Inclinations can vary between 0 and 180° - the larger inclinations simply refer to satellites orbiting in the opposite direction. Intermediate inclinations between 10 and 80° are commonly used.

Orbital period (Mean Motion): The time taken by a satellite to complete one revolution of the earth is termed its orbital period and is commonly about 100 minutes for the polar weather satellites. The geostationary satellites obviously have periods of 24 hours (23 hours 56 minutes to be more accurate). From this period, the number of orbits per day (Mean Motion - MM) can be calculated. Many of the weather satellites have MM values of about 13 or 14, that being the number of orbits of the earth that they complete each day. A glance at the Mean Motion values of METEOR classes two and three shows that each is distinct; METEOR 3-5 has a MM of 13.17 (approximately) and METEOR 2-20 has a value of about 13.83. METEOSAT has a MM of 1.00. The term Nodal Period is sometimes used in computer programs and this is defined as the period taken from one perigee passing to the next (see next edition). In practice it is effectively the orbital period expressed in minutes.

Kepler Elements

If you want a print-out of the latest elements just send me an s.a.e. All operating weather satellites are included, together with their transmission frequencies. In early February some correspondents received a print-out which contained an error in the NOAA 10 elements, having a RAAN value of 0.0 - my apologies for this. This data is supplied courtesy of NASA.

UoSAT 5

Professor Martin Sweeting of the University of Surrey sent me a photograph (see Fig. 3) taken by the UoSAT 5 satellite in November 1991 showing the large iceberg that detached itself from the Antarctic ice sheet. The University continue to collect routine images which are made available in the Amateur Satellite Service on 435.120MHz at 9600bps f.s.k.

New Products

I have asked a number of suppliers of weather satellite products to keep me up-to-date with their latest hardware. I have not had a startling response from them, which is surprising since the idea is that readers of this column will be interested to know of the latest products.

A new high specification pre-amp for METEOSAT has recently been developed by Timestep Weather Satellite Systems. I believe that it is intended for those wanting to set-up a receiving

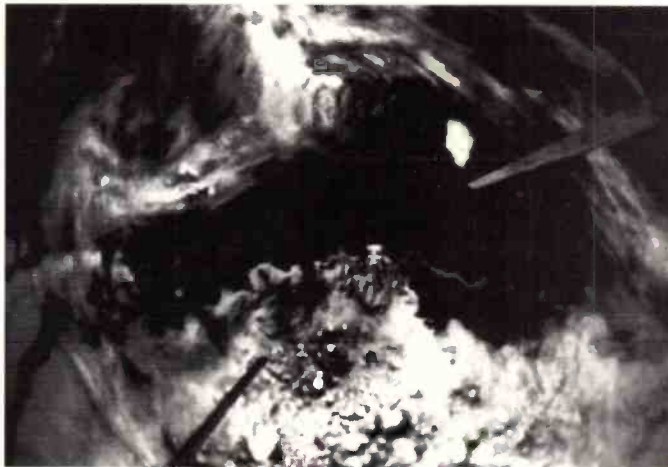


Fig. 3: Iceberg near Antarctica from UoSAT 5 - Martin Sweeting.

system for METEOSAT digital (PDUS) data, but I have had a look at both it and Timestep's new METEOSAT a.p.t. receiver. The receiver does not have a conventional appearance, having no external controls, but is built to be operated within their PROSAT 2 and previous software, by which it is controlled. The receiver has to be operated with a pre-amp and directly accepts the 1691MHz signal. The output is then fed to the interface card. The pre-amp is one of the new P-Hemt type containing ultra-low noise components. There were no specification sheets available but I tried it out on both METEOSAT 3 and 4. The sensitivity, gain and effective noise figure of the combination are such that some 20m of cable can be used between the dish (with the pre-amp attached) and the receiver.

The METEOSAT pictures produced by this combination were the best that I have seen on my system, and this is reflected in the item prices. I believe that the pre-amp is approximately £184 and the receiver about £199! Further details from Timestep on (0440) 820040.

Letters

Last month, I mentioned **P J Bartlett** of Pinner who provided information about satellite predictions software for the Atari ST computer. He has sent me a screen-shot (see Fig. 1) of the SAT303 program. **L D Curno** of Holsworthy in Devon has been an avid satellite monitor for many years and uses the Griffin and George receiver and colour framestore for monitoring METEOSAT and the polar orbiters. He mentions that he has seen high altitude aircraft trails on METEOR pictures. **Tony Hulme** of Blackpool is a keen monitor of the Shuttle program and is a regular listener to the Russian manned space station MIR on 145.550MHz. The other frequency worth monitoring from MIR is 143.625MHz which can be heard on most days when MIR passes over the

UK. Tony has quite a collection of equipment; an Icom IC-R70 receiver with down-converter, the Technical Software RX8 multi-mode system, a PC386 computer running InstantTrack satellite predictions and an AOR2001 scanner. An assortment of antennas feed these various receivers! Tony's only problem is that he has not had a QSL card from NASA, but received several from the MIR cosmonauts. Fig. 2 shows one of Tony's printouts.

Bandwidth for WXSATS

Peter Burgess of Gloucester describes a problem that he has with his weather satellite equipment. He uses a home-assembled Maplin decoder fed from a Realistic PRO-2022 scanner, itself fed from a crossed dipole. The decoder feeds an Amstrad PC1640 and he has written his own assembler program to produce the pictures, using the reduced EGA mode of 640 by 200 lines with 16 grey levels. Peter explains that the signals sound loud and clear and yet his picture is not synchronising properly. There also appears to be a problem with reception - he experiences deep, cyclical fades.

Finally, Peter asks what the receiver bandwidth requirements are for weather satellites. From the description, the first item to check is the bandwidth of the scanner. It is probably only a narrow-band i.f. unit (often 12kHz). Normal weather satellite transmissions consist of the main carrier (around 137.50MHz) which is frequency modulated by a sub-carrier of 2400Hz. This sub-carrier is amplitude modulated by the image data from the satellite's own scanner. The bandwidth of this unusually complex telemetry is about 30kHz with another 20kHz or so of added Doppler shift! That is why a dedicated weather satellite receiver has this extra bandwidth. With the wider bandwidth the improvement will be considerable and should provide

proper synchronising tones. The antenna problem described by Peter does sound like a wrongly-phased crossed dipole. This effect was seen when the Chinese FENGYUN satellite was launched and its telemetry was found to be left-circular instead of right-circular causing deep signal fades.

Pat McMahon E11018 wrote from Eire to say that he has been a s.w.l. for several years but when he recently got a v.h.f. scanner he was able to tune in to the WXSATS. His children have an Amstrad PC1512 and Pat wonders about the availability of cheap software for producing satellite pictures. I don't know of low-cost software for the 1512 but perhaps a reader might be able to help? Several letters held over till next month - thank you all for writing!

Other Satellites

With the number of frequencies that can be monitored using synthesised frequency scanners probably many monitors will try searching for the occasional unexpected satellite in the 137MHz band. There are several that can be heard between 136.0 and 137.95MHz. The Japanese Marine Observation Satellites MOS-1 and MOS1B transmit on 136.11MHz. Sometimes just one operates and sometimes both are transmitting. I hear PROSPERO (the British satellite X3) on 137.56MHz occasionally.

Tony Hall wrote from the Isle of Wight to tell me about the on-board systems of PROSPERO. He has been talking with the engineers in Australia who were involved with the Black Arrow launcher that put PROSPERO into orbit, and he tells me that there are two telemetry transmitters available, both using the same frequency with an output power of only 300mW. The effective bandwidth of the signal is only 8kHz so it is interesting to be able to pick it up with a weather satellite receiver which has a bandwidth of some 50kHz! This is an example in which, for simply monitoring satellite signals, the general purpose scanner which has a narrow i.f. bandwidth, is perhaps better than the dedicated weather satellite receiver.

WXSAT Frequencies

NOAAS 9, 11 a.p.t. on 137.62MHz, beacons on 137.77MHz
NOAAs 10, 12 on 137.50MHz, beacons on 136.77MHz
METEOR 2-19 or 2-20 on 137.85MHz
METEOR 3-4 or 3-5 on 137.30MHz
OKEAN 3 on 137.40MHz (not heard recently)
FENGYUN 1-2 was on 137.80MHz (keep watching)
METEOSAT-4 channel A1 1691MHz, channel A2 on 1694.5MHz
METEOSAT-3 1691MHz

THE KITS WITH ALL THE BITS!

Guaranteed complete to the last nut!

COMPACT 80m CW QRP Tx/Rx

DTR3 Kit - £87.50 P&P £3.00 Ready Built - £140.00

- ★ Stable VFO ★ Sidetone ★ Audio Filter
- ★ Requires 12/14 VDC ★ Very detailed Instructions ★ Black steel case
- ★ Printed panel

40m & TOP BAND VERSIONS ALSO AVAILABLE

ANTENNA TUNING UNITS

TU1 Kit - £41.25 Ready Built - £57.50
TU2 Kit - £51.00 Ready Built - £72.00

P&P £3.00

- ★ Large dia. coil ★ High grade capacitor ★ Built in balun ★ Circuits to match your antenna ★ Up to 30 Watts of CW ★ TU2 has sensitive QRP/SWR meter
- ★ TU1 is ideal for SWL

QRP SWR METER

- ★ Specially designed for QRP ★ HF 1-30MHz
- ★ Can be set down to 1/2 watt for FSD

- ★ Ideal for milliwatting ★ Low insertion loss 0.2dB

TUA1 Kit - complete with case & meter £18.00 P&P £1.00

CARLTON (Receiver)

80-40-20m Dc Rx

- ★ Receives USB, LSB and CW ★ Very sensitive and selective ★ Simple modular construction
- ★ 12-14 volt battery operated ★ Printed facia

Kit complete with case - £69.50 P&P £3.00

PSU 15 REGULATED

POWER SUPPLY

- ★ Ready built ★ Mains input ★ 13.8V @ 1.5A output
- ★ Ideal for DTR3 & 'Carlton' ★ Fully protected

Supplied ready built - £52.00 P&P £4.00

Send SAE for brochure or call Alan G4DVW on 0602 382509

LAKE ELECTRONICS

7 Middleton Close, Nuthall, Nottingham NG16 1BX
(callers by appointment only)



AERIAL TECHNIQUES


SPECIAL PRODUCTS FOR TV-DXING

New 10" Screen Multi-System B & W TV and Monitor



Full VHF/UHF coverage for system B/G/I/L for Europe, UK & France. 4-way power source, Mains, 12v DC, Dry batteries, also chargeable power source with rechargeable batteries. Full Video & Audio inputs via phono sockets. Unique charger circuit within the TV for re-chargeable batteries. £149.50 inclusive of Vat. Carriage & Insurance £6.50

NEW Compact Combined B1/3 Array for TV-DXing. Total Length only 4ft 10in



Complete with folded dipoles for both Band 1 and Band3 for optimum performance. Covers Band 1 (47-70MHz) at 3.5dB gain. Band 3 (175-230MHz) at 8dB gain. £44.50 inclusive of Vat. Carriage and insurance £6.50. VHF to UHF Upconverter, Model 3638



Vertical load carrying 45kg takes 2" main mast, 1 1/2" stub mast. £44.95 inclusive of Vat. Additional Alignment bearing £18.60 inclusive of Vat. P&P on Rotor £4.50.



Converts input band of 40-230MHz to equivalent bandwidth at UHF, ideal for TV-DXing with a domestic TV. £49.95 inclusive of Vat, post & packing

Aerial Techniques, the company that knows the TV-DXing hobby. We stock a large range of equipment for all types of aerial installation, all detailed in our 29 page Catalogue at 75p, why not send for your copy today. We also have available Multi-standard TVs and Video recorders for all systems, PAL, SECAM & NTSC. Most makes of Satellite equipment carried together with decoders for Canal Plus, RAI UNO, RAI DUE, also SECAM to Pal Transcoders (SAE details).

Special Offer! Orion multi standard PAL/SECAM HQ video recorder with LCD infra-red remote control, covers VHF/UHF PAL System I; PAL System B/G; PAL D/K; SECAM System B/G; SECAM system D/K..... £299 inclusive of VAT and delivery



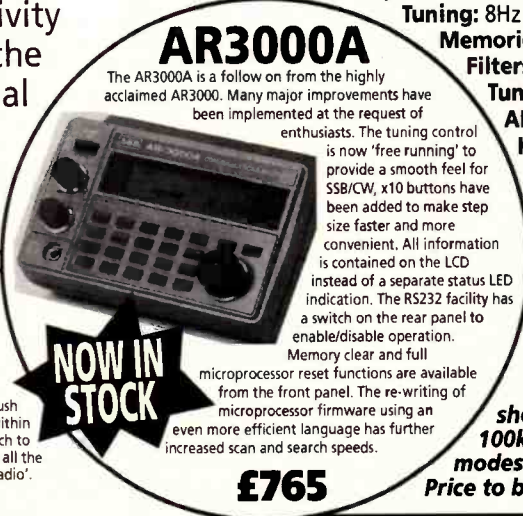
ACCESS, VISA & AMERICAN EXPRESS
Mail & Telephone orders welcome (24hr service)



11, KENT ROAD, PARKSTONE, POOLE, DORSET BH12 2EH
Tel: 0202 738232 Fax: 0202 716951



The new **AR2000**
500kHz-1300MHz
with better
sensitivity
than the
original
2000
£269



AR3000A

The AR3000A is a follow on from the highly acclaimed AR3000. Many major improvements have been implemented at the request of enthusiasts. The tuning control is now 'free running' to provide a smooth feel for SSB/CW, x10 buttons have been added to make step size faster and more convenient. All information is contained on the LCD instead of a separate status LED indication. The RS232 facility has a switch on the rear panel to enable/disable operation. Memory clear and full microprocessor reset functions are available from the front panel. The re-writing of microprocessor firmware using an even more efficient language has further increased scan and search speeds.

NOW IN STOCK

£765

HF-225 Gateway to the world

£429 inc VAT



- Frequencies: 30kHz-30MHz.
 - Tuning: 8Hz steps.
 - Memories: 30 channels.
 - Filters: IF filters for all modes fitted.
 - Tuning: Keypad & spin-wheel.
 - AM/FM Sync. Detector (optional).
 - Keypad for remote entry (optional).
- EXCELLENT QUALITY at a REASONABLE COST**

HF-150 Compact Communications Receiver

£329 inc VAT

Designed as a logical alternative to the Japanese 'push button portables', the HF-150 places a 'real radio' within your price reach. Whilst reflecting the Lowe approach to simplicity of operation, the HF-150 nevertheless has all the features and facilities you need. This truly is 'Real Radio'.

- Frequency coverage: 30kHz-30MHz.
- Modes: USB/LSB/AM/Sync. AM (selectable S'band).
- IF Bandwidths: 2.5kHz & 7kHz.
- Tuning: 8Hz steps with variable speed. Memories: 60 holding frequency & mode.
- Aerial inputs: 600 ohms, 50 ohms & Hi-Z Whip.
- Power: 12Vdc from mains adaptor (supplied).
- Case: All metal light alloy case.
- Size: 185mm(W) x 80mm(H) x 160mm(D).
- Weight: 1.3kg (less batteries).



By the time you read this advert the new

AR1500

should be available
100kHz-1300MHz and same
modes as the AR2000.
Price to be confirmed Approx. £300

Please remember, we are the sole importer of **STANDARD** equipment in the UK and we are able to offer a full back-up service and spares from stock.

400 EDGWARE ROAD, LONDON W2
Telephone: 071-723 5521 Telex: 298765

OPENING TIMES: 9.30am-5.30pm Mon-Fri, 10am-4.30pm Sat.
Normally 24hr despatch
but please allow 7 days for delivery




NORMAN G4THJ

LOWE COMMUNICATIONS



When it comes to SONY Look to Lowe



ICF-SW1E

ICF-SW7600

ICF-2001D

AIR-7

ICF-SW1E

Amazing is the only word to describe this ultra-compact radio. Measuring less than 5" x 3" x 1", yet packed with features and performance of a full-size portable, it covers long wave, medium wave and ALL of the short wave spectrum from 150kHz to 30MHz. It even covers FM stereo using the supplied earphones. You get keypad frequency entry, manual tuning and scan tuning for easy operation; whilst clear LCD digital readout (5kHz on SW) ensures accurate tuning. To keep your favourite stations, ten memories are provided and other features include dial lamp, Local/DX attenuator, keyboard lock, tone control and record output jack. To complete this total package there is even a built-in digital clock and alarm. A host of accessories including aerial, carrying case, manuals and others.

List price: £172 **Lowe price: £149**

ICF-SW7600

This new SONY portable is a microprocessor controlled general coverage receiver with many advanced features packed into its 7.5" x 4.75" x 1.25" case. Direct access tuning from a clear keypad, manual tuning with UP/DOWN keys, 150kHz to 30MHz coverage plus FM broadcast (FM in stereo through supplied earphones), AM/FM/SSB modes, ten memory channels, auto scanning, tilt stand, keypad lock, 24 hour digital clock with timer and full facilities for tape recording.

List price: £172 **Lowe price: £149**

ICF-2001D

Top of the SONY range and a firm favourite. I use one myself at home. The 2001D is a full-feature portable receiver giving you coverage from 150kHz to 30MHz with USB/LSB/AM modes, 116MHz to 136MHz for the airband enthusiast and full coverage of the VHF FM broadcast band. Dual PLL frequency synthesis ensures accuracy and stability and the readout on short wave is to 100Hz. Features include keypad frequency access on all bands plus manual tuning control, built-in ferrite bar for LW & MW plus whip for SW and VHF, 12/24 hour clock and timer, wide/narrow IF filters, SONY synchronous AM detector with selectable sidebands, 32 channel memory with direct keypad access and memory scanning. Every possible feature is provided. The 2001D comes complete with many useful accessories.

List price: £345 **Lowe price: £279**

AIR-7

An unusual airband portable and truly showing the SONY individual approach to design. The AIR-7 is easy to use and the audio quality is excellent; not only on airband but on broadcasts as well since it covers the 108-136MHz airband, the FM broadcast band, the VHF high band from 144-174MHz and, believe it or not, the LW/MW and low SW bands from 150-2194kHz. Ten memory channels, memory scan, keypad lock and priority channel. A truly comprehensive package. Complete with accessories. List price: £287 **Lowe price: £229**



SONY has brought Short Wave Radio operating convenience to new dimensions with the new ICF-SW77 through the exclusive combination of quick access tuning, synchronous detection, pre-set station tuning, auto scan and more!

ICF-SW77

Try it at any of our centres!

Features:

- AM & SSB (LW, MW, SW) FM Stereo reception
- Synchronous detection for less fading/interference
- Keyboard entry/manual tuning rate 50Hz/1kHz
- Auto Scan Tuning
- Up to 20 Memory 'pages' with 5 stations on each
- World Time Clock System
- Full brochure on request

Specifications:

Frequencies:

- FM 76.5-108MHz
- LW/MW/SW 150kHz-30MHz

Antennas:

- Telescoping SW/FM
- Ferrite Bar LW/MW

Size:

- 274mm x 165mm x 46mm

List price: £389

Lowe Price: £329

LOWE ELECTRONICS LTD

Chesterfield Road, Matlock, Derbyshire DE4 5LE
Tel: 0629 580800 Fax: 0629 580020

Barry (S Wales): 0446 721304 *Bournemouth (Closed Mondays): 0202 577760 Bristol: 0272 771770 Cambridge: 0223 311230
Cumbernauld: 0236 721004 London (Heathrow): 0753 545255 London (Middlesex): 081-429 3256 Newcastle: 0661 860418

Mike Richards G4WNC
200 Christchurch Road, Ringwood, Hants BH24 3AS.

Philip Mitchell of Newbury has written with a tip for FAX operators who use printer based decoders. One of the problems with printing FAX images is that it eats ribbons! The cost effective solution, proposed by Philip, is to re-ink the ribbons. Whilst not new, I think the idea is worth another mention. Philip has had great success by using a bottle of ink-pad ink, applying it to the ribbon with a sable brush. Although this works fine for Philip, I would personally advise against using ink-pad ink. This is because the ink in a printer ribbon contains a lubricant for the pins in the print head. If you use an ordinary ink, there is a risk that either the head may gum up or wear badly. If you take a look at any of the popular computing magazines you should find an advert for proprietary re-inking compounds. One other tip is not to get the ribbon too wet - you'll lose definition if you do.

Ray Pugh of Southport is having difficulty finding a suitable printer for his ERA Microreader with optional large display. Like many short wave listeners, Ray is not computer trained, so has some difficulty finding his way past all the jargon. The problem is compounded through a lack of mobility. I think Ray's requirements align with many other listeners, so I'm asking for your comments and experiences. What I need to find is a current model printer that's physically small, cheap, quiet and has a parallel interface. As some readers need a serial interface, it would be useful if this was also available. I eagerly await your suggestions!

Roy Berrisford of Bakewell in Derbyshire has recently migrated from the amateur bands to utility listening. The equipment in use is the very capable JRC JST-125 transceiver with a PK-232 intelligent terminal unit. The computer is an IBM PC compatible which links to the PK-232. With his change of interest, Roy is looking to expand his reception modes from those covered by the PK-232. Having seen my mentions of devices like the Wavecom and Pocom units, he's asks where can he get more details. There are two options here. The first is to visit one of the many radio rallies where you can see many of the units being demonstrated. An alternative is to contact Dewsbury Electronics as they carry a very comprehensive range of the more sophisticated decoders. However, as he already owns an IBM compatible PC, the Code-3 from Hoka is likely to be a very strong contender.

Image Processing

Philip Mitchell also queried a chart that I published in the February 'Decode'. The chart was from William Clark and I commented on the peppery background caused by interference from Offenbach. The only problem was that

the image appeared to be very clean when printed in the magazine! This is a spin-off from a good Desk Top Publishing (DTP) and printing system. These systems are designed to give the best possible print quality. Because of this you can run into trouble if you're trying to show a poor image! Probably the classic example of this occurred a few years ago with a sun spot chart. If you're not familiar with sun spot charts, these usually comprise a white disk with a number of small dots representing the sun spots. On this particular occasion the printer, in an attempt to give a good image, erased all the dots from the chart. This left a clear white disk!

However, the story is not all negative, as it gives an indication of what can be done to improve a noisy FAX image. The technique is not new and is used extensively in the scientific world to pull signals out of the noise.

For the utility listener, the most obvious application is to clean-up FAX images. The systems that lend themselves best to this are the IBM PC based FAX decoders. Most of these feature the ability to save the received chart or photo as a .PCX file. A .PCX file is a format for storing graphic data and enables graphic images to be moved between programs. By using this system, you can receive the FAX image and pass it to a paint or other graphics program. Once in this system, the interference patterns can be erased and missing lines inserted. Although this can be time consuming, the results

can be really good. Once the image has been cleaned, by far the best type of printer is one of the modern laserwriters. This is an expensive option for most listeners, but if you have access to a laserwriter at work, why not see if you can take a disk in for printing.

If you've experimented with computer processing of FAX images, I'd very much like to hear from you.

TASS Update

The news here seems to be no news! I've been scanning the bands and can find no trace of activity on any of the old TASS frequencies. I've also received letters from many readers telling the same sorry tale. For the utility listener this is a real blow as TASS was certainly the most prolific of the h.f. press agencies. Although there will doubtless be new agencies formed as the new states find their feet, they probably won't return to RTTY. This is because of the effectiveness and availability of satellite links. If the old RTTY links are retained it will probably only be as a back-up system. However, it may turn out that the cost of maintaining the old links means that they become totally abandoned. However, as Robert Hall of South Africa quotes in a recent letter, there are still plenty of stations to monitor. From the press point of view there are some twenty stations still active. A selection of the most popular being: TANJUG, XINHUA, KCNA, MENA, PAP, ANSA, PANA, IRNA,

TELAM, MAP, KYODO, CNA and JANA.

If anyone catches any transmissions on old TASS frequencies, I'd be grateful if you could write with the details.

Press Photos

This is a subject that seems to reappear regularly. The latest to write is Mr T. C. Buckle of Daventry. He currently uses a Spectrum +2 computer running the J & P Electronics RAMS IV decoding package. Although he reports great success with both amateur and weather FAX images, he's not been able to find any press photos. This is not uncommon, as there are very few reliable transmissions left on the h.f. bands. The main reason for this is that the major press agencies use satellite links or land-lines for the bulk of their transmissions. However, all is not lost, those that are left are quite interesting.


Before I go on to describe them, I ought to make mention of the equipment you need. Although you can receive press photos with most FAX programs, you really need one that supports a grey scale for best results. Many of the simpler FAX programs are designed primarily for receiving charts and so are set-up to print either black or white. Using this system, each element of the received image is examined and declared to be either black or white. This has great advantages when receiving charts, as it helps to give a clean well defined image. However, when trying to receive photographs, the program continues to attempt to switch between black and white. From this you might think that this type of program can't be used for photos. In practice it can, because the software dithers whilst receiving a mid tone and creates the illusion of a grey scale. However, the quality is greatly reduced when compared to that from a more sophisticated decoder.

By far the most consistent of the press stations is the transmission from DCF39 on 139kHz. This station is based in Germany and relays photos and new items for the DPA agency. To receive this transmission you will need a decoder that can operate with a 150Hz shift, set to an IOC of 288 and a drum speed of 60 r.p.m. Because this station uses the narrow 150Hz shift, the tuning is particularly critical. You'll find that you can adjust the contrast of the recovered image by careful fine tuning. The range and quality of images transmitted from this station are usually very good and certainly copious! One of the disadvantages with this l.f. signal is the level of interference that many listeners suffer. This is often very difficult to locate and cure. From letters I receive on the subject, a good quality audio filter can really pay dividends with this type of interference.

One characteristic of most press FAX stations is the lack of normal start



Day Watson received this WOO-Ocean Gate Radio QSL.



QSL card from Coast Guard Communication Station, Boston, USA, Sitor broadcast, 27 - 30 Sept & 1, 5, 7 Oct '90.

and stop tones. This means that many images have to be started manually - so demanding a lot of time from the operator.

The next most interesting press photos come from the Associated Press agencies in Buenos Aires. This is one of the last of the long distance FAX links and provides some very interesting images. The frequencies to watch are: 17.672MHz (LQZ67), 18.093MHz (LRO84) and 20.736MHz (LSA600) The format used is similar to DCF39, with an IOC of 288 and drum speed of 60 r.p.m. The main difference is in the shift used which is the standard 400Hz used for most h.f. FAX signals. This has the advantage of simplifying the tuning. The main problem with this station is the infrequency of the transmissions, coupled with the lack of start or stop tones. This means that you have to listen for the start of the transmission and then manually start the decoder. Because the signals disappears for often long periods between images, you need to manually stop the decoder at the end. Although time consuming, the results are usually worth the effort. As with the l.f. transmissions, good audio and r.f. filtering can make a tremendous difference to the quality of the received pictures.

If you have information on any other reliable press FAX transmissions, perhaps you'd drop me a line with the details.

Free Software

I thought that title would catch your eye! Regular readers will no doubt be aware of the RTTY weather decoding programs that Bill Nicoll has so kindly provided. Well, Bill has now gone one stage further and made these, and some new programs, available on disk. Just to whet your appetite, here's a sample of the programs on his disk;

- Comms (Main Menu)
- Decoder (Baudot - meteo)
- FAX/FAXA (WX map display)
- LOG1 (Amateur log)
- Morse (Morse tutor)
- PKDISP/PKLIST (Printing)
- RTTY-1/2 (Test for TX)
- SAT (Satellite positions)
- STAAM (Log book)
- COPY/YAPP (File copier)
- CALLS (station info)
- LOCATE (Maidenhead locator)
- PK232 (TNC Driver)
- YAGI (Antenna construction)
- RADAR (Distances)
- OHMS CALCULATIONS
- BAROMET (WX conversion)
- SORTS (Sort station lists)

If you would like a copy of this disk, you will need to send Bill a FORMATTED disk (3.5 or 5.25in) and an s.a.e. As this is a very generous free service, please be patient and make sure you include adequate return postage. Bill's

address is: 124 Hilton Avenue, Aberdeen AB2 2LH.

WLO Frequencies

Tim Anderson of St. Leonards has just received a schedule of the latest operating frequencies for this well known maritime station. I've reproduced it

here for your information. If you'd like to QSL with the station, the address is: Mobile Marine Radio Inc, 7700 Rinla Avenue, Mobile, Alabama 36619, USA.

The frequencies listed here are for the latest narrow band duplex ARQ transmissions.

WLO also operate a broadcast service that transmits traffic lists,

weather info and broadcast schedules. The mode used is FEC and the current frequencies are:

December to May: 4.343, 6.416, 8.514, 12.8865, 17.0225 & 22.487MHz.
All other times: 4.4625, 6.344, 8.534, 12.992, 16.9976 & 22.688MHz.

If you want to catch the latest broadcast schedules, they are sent after the traffic lists at the following times: 0235, 0835 & 2035UTC.

My thanks to Tim for this comprehensive report.

Frequency List

As usual I've included a selection of loggings supplied by readers during the past month. I also have a more complete list that's available to all who supply three first or second class stamps to the address at the head of the column. The format for the list is: frequency, mode, speed, shift, callsign, time and notes.

123.7kHz, FEC-A, 96, 200, DCF42, -, PIAB Bonn
2.822MHz, RTTY, 100, 425, DHN37, 2222, Grengel Meteo
3.3314MHz, AUTOSPEC, 68.5, 85, -, 2123, Oil rig
4.2536MHz, c.w., -, -, EAH, 2125, Istanbul radio
4.583MHz, RTTY, 50, 425, DDK2, 1512, Quickborn Meteo
5.24MHz, RTTY, 50, 400, -, 2300, TANJUG press
6.972MHz, RTTY, 50, 400, YOG59, ROMPRES
7.646MHz, RTTY, 50, 425, DDH7, 1428, Quickborn Meteo
7.85MHz, RTTY, 50, 400, ZAA, 1900, ATA Tirana
7.96MHz, RTTY, 50, 400, -, 1910, IRNA press
7.946MHz, ARQ-E, 96, 400, UNID, 2343, 4 CRC idling
8.02MHz, RTTY, 50, 400, -, 1816, KCNA press
8.4376MHz, RTTY, 50, 400, PBC, 1223, Dutch Navy
9.046MHz, RTTY, 75, 400, DFZG, 0706, MFA Belgrade
10.536MHz, RTTY, 75, 850, CFH, 2142, CF Halifax
10.551MHz, RTTY, 50, 400, GFL23, 1740, Bracknell meteo
10.595MHz, RTTY, 50, 400, -, 1640, MAP Rabat
10.61MHz, RTTY, 75, 400, -, 1621, MENA
11.5654MHz, ARQ-242, 192, 138, -, 1621, 4 chan 4 CRC idling
12.6627MHz, c.w., -, -, 7TF8, 1756, Skikda radio
12.8336MHz, c.w., -, -, SVA, 1411, Athens radio
13.016MHz, c.w., -, -, IAR, 1907, Rome radio
13.38MHz, ARQ-242, 96, 400, CUA67, 1236, PTT Lisbon
14.367MHz, RTTY, 75, 400, -, 1210, XINHUA
17.1057MHz, c.w., -, -, IRM, 1546, CIRM Rome

ITU Chan	TX	RX	Remarks
405	4.1745	4.2125	Delete
406	4.175	4.213	
410	4.177	4.215	
415	4.179	4.217	New Freq
417	4.1805	4.218	New Freq
606	6.2655	6.317	
610	6.2675	6.319	
615	6.27	6.321	
619	6.272	6.323	
624	6.2745	6.3255	New Freq
805	8.3785	8.4185	Delete, now 829
806	8.379	8.419	
810	8.381	8.421	
811	8.3815	8.4215	Delete, now 832
815	8.3835	8.4235	
826	8.389	8.429	
829	8.3905	8.4305	New Freq
832	8.392	8.432	New Freq
1205	12.479	12.5815	
1211	12.482	12.5845	
1215	12.484	12.5865	
1225	12.489	12.5915	
1229	12.491	12.5935	
1234	12.4935	12.596	
1240	12.4965	12.599	
1250	12.5815	12.684	Delete, now 1261
1251	12.502	12.6045	
1254	12.5035	12.606	
1261	12.507	12.6095	New Freq
1605	16.6855	16.809	
1611	16.6885	16.812	
1615	16.6905	16.814	
1625	16.6955	16.8185	
1629	16.6975	16.8205	
1640	16.703	16.826	
1644	16.705	16.828	New Freq
1650	16.708	16.831	
1654	16.710	16.833	
1661	16.7135	16.8365	New Freq
1810	18.875	19.6855	
2210	22.287	22.381	
2215	22.2915	22.3835	
2254	22.311	22.403	
2256	22.312	22.404	
2260	22.314	22.406	
2262	22.315	22.407	
2272	22.320	22.412	

Operating frequencies for WLO, the well-known maritime station. This list was supplied via Tim Anderson of St. Leonards, Sussex.

ICOM

SUPER

HAMSTORES

Why not pay a visit to your nearest ICOM Hamstore. In addition to the full range of ICOM equipment, you will discover an excellent source for all your Amateur Radio requirements.

Fully equipped operating stations are available enabling you to compare the current range of ICOM equipment with the latest offerings from Kenwood and Yaesu.

You will find a wide selection of tested second-hand equipment plus plenty of special offers, please telephone or write for latest price lists.

If things go wrong (and they do sometimes!) we have excellent workshop facilities available for all equipment we sell.

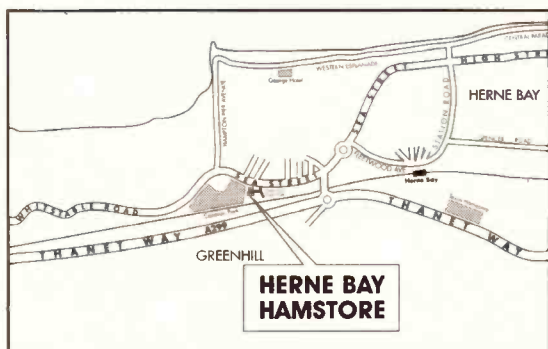
In addition to cash, payment by Access, Visa and Switch is no problem. Part-exchange is welcome and finance can easily be arranged (subject to status). Interest free credit is available on selected new ICOM products.

If you cannot visit us in person ICOM operate an efficient, computer-based **Mail order service**. Stock items are normally despatched within 24Hrs. Call ICOM when you need any of the following:

RAMSEY KITS, BARENCO, DIAMOND, COMET, SONY, AOR, LOWE, DRAE, CUSHCRAFT, AKD, KANGA KITS, MFJ, DEECOMM, CDR, ALLGON, TOYO, AEA, MET, ICOM, YAESU, KENWOOD, ALINCO, JRC ETC.

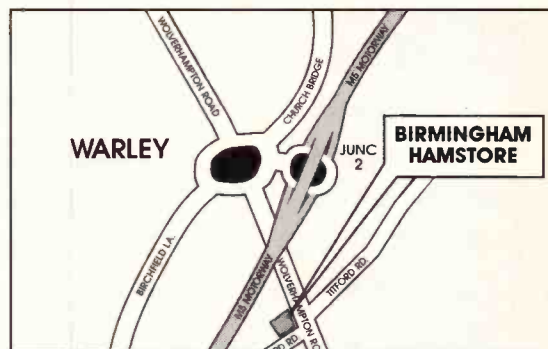
Watch this space for more news, 73's
Chris G8GKC, Gordon G3LEQ and John G8VIQ.
The source for *all* your Amateur Radio requirements.

HERNE BAY



**Opening times
for both stores:
09:00 - 17:00
Tuesdays to
Saturdays**

BIRMINGHAM



Unit 8, Herne Bay West Industrial Estate,
Sea Street, Herne Bay, Kent CT6 8LD
Telephone: (0227) 741555, Fax: (0227) 741742



International House, 963 Wolverhampton Rd.
Oldbury, West Midlands B69 4RJ
Telephone: 021 552 0073, Fax: 021 552 0051

ANORAK MONTHLY

Is a new monthly publication featuring news of Radio Caroline, Satellite Radio, Local Radio, Short Wave, International Radio and more.

For the latest issue send 50p plus a SAE (or £1.00 plus two SAE's for two issues) to
CM LEISURE SALES, DEPT. SW, P.O. BOX 46, ROMFORD RM11 2QE
(our preferred method of payment is a coin taped to a piece of card, stamps or blank postal orders).

Please mention SHORTWAVE MAGAZINE

when replying to advertisements

HOLDINGS AMATEUR ELECTRONICS

G3LLL for ICOM & YAESU

New & S.H. Receivers, Transceivers & Specialist service for older rigs
FT101 etc. IC-R7100 stocked. Closed all day Thursday.

45 JOHNSTON STREET, BLACKBURN BB2 1EF
5 Miles from Junc. 31, M6 Tel: (0254) 59595

BUT HOLDS? PHONE FIRST.

ELECTRONICS VALVES & TRANSISTORS

Phone for a
most courteous quotation

081-743 0899

We are one of the largest stockists
of valves etc. in the U.K.

COLOMOR (ELECTRONICS) LTD.

170 GOLDHAWK ROAD
LONDON W12 8HJ

AMDAT for SCANNERS

AMDAT stock a wide range of receivers and scanners at our Bristol shop. Below are details of 2 of our latest scanners which should be in stock when you read this advertisement.

ALINCO DJ-X1

only **£269**

This new "Professional Grade" scanner is compact, ruggedly built and very sensitive. It features 3 scanning speeds, 3 scanning modes, and 100 memories in 3 banks. Frequency control from the keyboard or the rotary frequency control. A wide range of accessories, are available.

Coverage 500kHz - 1.3GHz

Size: 100 x 53 x 37mm

AM/Narrow FM/Wide FM

Weight: 370g

AOR AR1500

£POA

This latest addition to the AOR range now brings SSB reception to the hand held scanner. The BFO will allow tuning between the channel steps to resolve USB LSB and CW. It also features 1000 memories arranged into 10 banks. Each memory stores the frequency and the mode.

Coverage 500kHz - 1.3 GHz

AM/Narrow FM/Wide FM/SSB

Please contact us or visit our Bristol shop for more details of these superb scanners.

JUNGHANS RADIO CONTROLLED CLOCKS

The IDEAL gift for all occasions

Analogue radio controlled wrist watch.....	from £355
Digital alarm clock black or white	£46.50
Solid brass case carriage clock 18 x 18cm	£149
Coloured kitchen clocks 22cm diameter	£69
Digital wrist watch still available	from £164
Mantel clocks available in white, black and grey	£67.50
Large white wall clock 32cm diameter	£67.50
Solid wood case Wall Clock 26.5 cm diameter	from £99

Send an SAE for our full list of JUNGHANS radio controlled clocks/watches.
Ideal presents for him or her.

Please send an SAE for further details on any of the above products

Prices subject to change - Prices shown include VAT at 17.5% - Carriage extra

AMDAT 4 Northville Road
Northville, Bristol, BS7 0RG
0272 6993,52

Credit Available



GOLD SEAL
BP GARAGE

NORTH WALSHAM RD

B1150

EDWARDS RD

SHOP OPEN
MON-SAT 9.30-5.30

THE SHORTWAVE

CENTRE NORWICH



Do you need a scanner or receiver ? Do you need amateur radio equipment ?

"Kenwood, Icom, Yaesu, Alinco, Yupiter, Aor etc"
But most of all do you need equipment serviced?
We have up to date test equipment, fully equipped
workshop for all types of radio equipment.

Second Hand Equipment Available, Part Exchange Welcome.

TEL: OR FAX: 0603 788281

Prop: P. Gunther G4XBT, 95 Colindeep Lane, Sprowston, Norwich, Norfolk NR7 8EQ. VAT No. 595 1239 21

NEW SHOP OPEN NOW!
**"PHONE
US NOW FOR
BEST PRICES"**

long medium & short

Bourne; BRT via Wavre 11.695 (Fr, Du, Ger 0700-0900) 54444 at 0900 in Bourne; R.Portugal, S.Gabriel 11.740 (Eng 2000-2030) SIO322 at 2000 in SW.Birmingham; R.Beijing, China 11.500 (Eng 2000-2200) SIO444 at 2015 in Hereford; V.of Vietnam, Hanoi 12.020 (Eng 2030-2100) 44344 at 2030 in Co.Down; R.Damascus, Syria 12.085 (Eng 2005-2105) 54444 at 2044 in Gibraltar; AIR via Aligarh, 11.620 (Hi, Eng 1845-2230) 54344 at 2049 in Swanwick; R.Japan via Moyabi 11.735 (Jap, Eng 2200-0000) SIO343 at 2200 in Torquay; VOFC via Okeechobee 11.580 (Eng 2200-2300) 55444 at 2215 in Bridgwater; V.of Israel, Jerusalem 11.605 (Eng 2230-2300 & USA) SIO444 at 2245 in N.Bristol.

Those to other areas include R.Beijing, China 11.815 (Eng to S.Asia 1400-1600) 33343 at 1400 in Oman; SBC Singapore 11.940 (Eng to SE.Asia 2200-1605) 24221 at 1430 in Bridlington; KTWR, Guam 11.650 (Eng to S.Asia 1500-1636) 35333 at 1500 by Roy Patrick in Derby; KHBI, N.Mariana Is 11.580 (Eng to SE.Asia, India, NE.Asia, Russia 1600-1800) 33332 at 1618 in Oxted; VOA via Woofferton 11.710 (Eng to M.East, N.Africa 1630-1700) SIO433 at 1650 in Rowley Regis; RSA, S.Africa 11.880 (Eng to Africa 1500-1800) 53343 at 1700 in Norwich; R.Australia via Carnarvon 12.000 (Eng to S.Asia 1430-2100) SIO433 at 1821 in Macclesfield; R.Nacional da Amazonia, Brazil 11.780 (Port 0800-2200) 35543 at 2032 in Wallsend; AIR via Aligarh 11.715 (Eng to Australia, NZ 2045-2230) SIO333 at 2045 in Guildford; King of Hope, Lebanon 11.530 (Eng to M.East 2000-2200) 32233 at 2100 in N.London; R.Gaucha, Brazil 11.915 (Port 0800-0300) SIO333 at 2255 in Evesham; R.Diff.Nacional, Bogata 11.821 (Sp 0930-0530) SIO222 at 2300 in Grimsby; V.of the UAE in Abu Dhabi 11.965 (Eng, Ar to USA 2200-0200) SIO444 at 2300 in Edinburgh; RHC, Cuba 11.950 (Sp to the Americas 2300-0600) 44444 at 0005 in Brenchley; R.Japan via Ekala 11.840 (Eng to S.Asia 0100-0200) 43434 at 0100 in Huntingdon; TWR, Ned.Antilles 11.930 (Eng to Caribbean, USA 0255-0400) SIO322 at 0320 in Rotherham.

UK listeners are likely to find the 9MHz (31m) band the best choice for R.New Zealand. Although intended for Pacific areas the signal on 9.700 (Eng 0730-1210) has often reached here at good strength. Typically SIO433 as noted in Rotherham at 1126. Two of R.Australia's broadcasts were heard here: 9.710 from Shepparton (Eng, Toc to S.Asia 0800-1300) 31232 at 0851 in N.London; 9.860 from Carnarvon (Eng to Asia 1430-2100) 31321 at 1700 in Worthing. The ABC 24hr domestic s.w. service from Brisbane (VLQ9) was heard in New Radnor as 33333 at 1905.

Programmes for Europe are broadcast by WCSN 9.840 (Eng 0600-0800 & to USA) SIO444 at 0715 in N.Bristol; R.Netherlands via Flevo 9.895 (Du 0730-0825) 55555 at 0805 in Bourne; Croatian R, Zagreb 9.830 (Eng, Cr 0900-

?) SIO434 at 0900 in Sheffield; R.Pyongyang, N.Korea 9.977 (Eng 1500-1600 & M.East, Africa) SIO333 at 1544 in Congleton; VOA via Kavala 9.700 (Eng 1500-2100 & M.East, Africa) SIO444 at 1640 in Rowley Regis; R.Moscow, Russia 9.550 (Du 1800-1900) SIO444 at 1810 in Winchester; REE Spain 9.620 (Sp 1600-2145?) 43433 at 1833 in Oxted; AIR via Delhi 9.950 (Eng 1900-1905) SIO434 by Tom Smyth in Co.Fermanagh; VOIRI, Iran 9.022 (Eng 1930-2030) 34332 at 1930 in Derby; V.of Israel, Jerusalem 9.435 (Eng 2000-2030 & USA) 54344 at 2027 in Swanwick; V.of Vietnam, Hanoi 9.840 (Eng 2030-2100) SIO444 at 2030 in Hereford; V.of Turkey, Ankara 9.445 (Eng 2100-2200) 33433 at 2100 in Huntingdon; RCI via Sackville 9.760 (Eng 2200-2300) 55455 at 2233 in Co.Down.

A variety of languages are used in those to other areas: R.Japan via Ekala 9.535 (Jap, Eng to S.Asia 1300-1500) 43443 at 1405 in Oman; R.Bangladesh, Dacca 9.570 (Eng to ? 1830-?) 33433 at 1830 in Brenchley; SRI via Schwarzenburg 9.810 (Port, It, Ger, Fr,

Sp to C/S.Am 2215-0100) 55555 at 2215 in Gibraltar; R.Manumby, Brazil 9.665 (Port 0930-0000) SIO323 at 2230 in Evesham; V.of the UAE in Abu Dhabi 9.600 (Eng, Ar to USA 2200-0200) SIO444 at 2300 in Edinburgh; R.Thailand, Bangkok 9.655 (Eng to SE.Asia 2300-0430) SIO333 at 2300 in Grimsby; Ecos del Torbes, Venezuela 9.640 (Sp 0900-0400) 24422 at 2310 in Bridgwater; AWR Alajuela, Costa Rica 9.725 (Eng, Sp to C/N.Am 2300-0500) SIO343 at 2357 in Guildford; R.Sofia, Bulgaria 9.700 (Eng to USA 2245-0100) SIO433 at 0020 in SW.Birmingham; R.Caiman, Guatemala 9.965 (Sp ?-0500) 54444 at 0200 in Norwich.

In the 7MHz (41m) band the V.of Nigeria, Ikorodu 7.255 (Eng, Fr, Ha to W.Africa 0500-2200) was 43343 at 0515 in Co.Down; KTBN, USA 7.510 (Eng to USA 0200-1600) 23222 at 0840 in N.London; R.For Peace Int, Costa Rica 7.375 (Eng to ?) SIO333 at 1016 in Macclesfield; WHRI 7.315 (Eng to USA 0000-1100) SIO555 at 1100 in Co.Fermanagh; R.Korea, Seoul 7.550 (Kor, Ar, Eng to M.East, Africa 1700-

2130) 54444 at 2050 in Norwich; AIR via Aligarh 7.412 (Eng to Eu 1945-2230) 54444 at 2113 in Gibraltar and SIO434 at 2200 in Sheffield; R.Kiev, Ukraine 7.400 (Eng to Eu 2230-?) 54444 at 2230 in Bridlington; WWCR 7.435 (Eng to USA, Eu 0000-1200) SIO444 at 0028 in Guildford.

Some of the 6MHz (49m) signals to Europe come from R.Netherlands via Flevo 5.955 (Eng 1130-1225) 55555 at 1215 in Bridgwater; R.Austria Int via Moosbrunn 6.155 (Eng 1830-1900) SIO322 at 1832 in SW.Birmingham; VOIRI, Iran 6.030 (Eng 1930-2030) 23222 at 1930 in Derby; R.Finland via Pori 6.120 (Eng 1930-2000) SIO444 at 1945 in N.Bristol; Polish R, Warsaw 6.135 (Ger, Pol, Fr, Eng 1900-2355) SIO545 at 2200 in Co.Fermanagh; R.Prague, Czech 6.055 (Eng 2200-2230) SIO222 at 2203 in Elgin.

Equipment Used

Charles Beanland, Gibraltar: Sangean ATS-803 + a.t.u. + r.w. or Howes AA2.
Darren Beasley, Bridgwater: Philips D2935 + Hexagon loop or a.t.u. + 10m wire.
Kenneth Buck, Edinburgh: Lowe HF-225 + r.w. in loft or screened loop.
Tim Bucknall, Congleton: Sony ICF-2001D + AN-1.
Steve Cann, Southampton: Lowe HF-225 + a.t.u. + 30m wire.
Jim Cash, Swanwick: Kenwood R5000 + trap dipole or Sony AN-1.
Bill Clark, Rotherham: Sony ICF-SW7600 + built-in whip.
John Coulter, Winchester: Yaesu FRG-7 + r.w.
Ron Damp, Worthing: Racal RA17 + 30m inverted V dipole.
Antonio De Abreu-Teixeira, Evesham: Sony ICF-2001D + 9.5m wire.
Chris Edwards, Inverurie: Yaesu FRG-7700 + FRT-7700 + 40m wire.
David Edwardson, Wallsend: Trio R600 + inverted V trap dipole.
Ron Galliers, London: Philips D2935 + a.t.u. + 30m wire.
Paul Gibson, Edinburgh: Sangean ATS-803A + r.w.
Alf Gray, Birmingham: Codar CR70 + PR30 + a.t.u. + Ex-Army whip.
Chris Haigh, Huddersfield: Lowe HF-225 + Lowe W-225 or 20m wire.
Simon Hamer, New Radnor: Lafayette HE30 + a.t.u. + 9m or 22m wire or Grundig S1400 or Sony ICF-2001D + loop.
Robin Harvey, Bourne: Matsui MR-4099 + s.w. loop.
Francis Hearne, N.Bristol: Sharp WOT370 + r.w.
A. Henry, Eastbourne: Sangean ATS-803A + built-in whip.
Sheila Hughes, Morden: Sony ICF-7600DS or Panasonic DR48 + 15m wire.
Roderick Illman, Oxted: Kenwood R5000 + 17m wire.
Cyril Kellam, Sheffield: Sony ICF-7600DS + AN-1 or 25m wire.
Bryan Kimber, Hereford: Zenith R7000 or Realistic SX190 + 25m wire.
Philip Lee, Huntingdon: Sony ICF-SW77 + AN-1.
Eddie McKeown, Co.Down: Tatung TMR-7602.
George Millmore, Wootton, IOW: Racal RA17L + v.l.f. converter + loop.
Sid Morris, Rowley Regis: Kenwood R5000 + 31m wire or Nevada MS 1000 + whip.
Fred Pallant, Storrington: Trio R2000 + r.w. in loft.
Roy Patrick, Derby: Lowe HF-125 + 44m wire.
Peter Perkins, Hemel Hempstead: Icom R72E + a.t.u. + 17m wire.
Don Phillips, Bridlington: Yaesu FRG-8800 + a.t.u. + 15m wire.
Hugh Quinn, Co.Kildare: Lowe HF-225 + FRT-7700 + 15m wire in loft.
Richard Radford-Reynolds, Guildford: Sangean ATS 803A + 6m wire.
Philip Rambaut, Macclesfield: Int.Marine Radio R.700M + r.w.
Alan Roberts, Quebec, Canada: Lowe HF-225 + 31m, 19m or 11m dipole.
John Sargeant, Bolton: Lowe HF-225 + 20m wire.
Chris Shorten, Norwich: Matsui MR-4099 + 10m wire.
Tom Smyth, Co.Fermanagh: Morphy Richards R191 + built-in whip.
Cliff Stapleton, Torquay: Trio R1000 + 25m wire.
John Stevens, Largs: Hammarlund HQ 180 or Icom R-70 + loop or r.w.
Darran Taplin, Brenchley: Yaesu FRG-7700 + FRA-7700 or FRT-7700 + 30m wire.
Phil Townsend, London: Panasonic RF1680L portable.
John Wells, E.Grinstead: RCA AR88D + Loop, also LW converter.
Jim Willett, Grimsby: RCA AR77 + 4m loop or Trio 9R-59DS + a.t.u. + X dipole.
Julian Wood, Elgin: Kenwood R2000 + Yaesu FRT-7700 a.t.u. + 6m wire.

Transatlantic DX Chart

Freq	Station	Location	Time (UTC)	DXer
USA				
770	WABC	New York, NY	0200	B
950	WPEN	Philadelphia	0220	B
1010	WINS	New York, NY	0130	B
1090	WBAL	Baltimore, MD	0240	B
1130	WNEW	New York, NY	0140	B
1500	WTOP	Washington	0140	C
1560	WQXR	New York, NY	0115	B
Canada				
580	CFRA	Ottawa, ON	0340	B
590	VOCM	St.John's, NF	0120	C
820	CHAM	Hamilton, ON	0130	B
930	CJYQ	St.John's, NF	0015	A,B,C
1050	CHUM	Toronto, ON	0155	B
1200	CFGO	Ottawa, ON	0300	B
1400	CBG	Gander, NF	0212	C
1410	CIGO	Pt.Hawkesbury, NS	0310	C
1470	CHOW	Welland, ON	0210	B
1570	CKLM	Montreal, PQ	0230	B
C. America & Caribbean				
1610	Caribbean Beacon	Anguilla	0520	C

DXers:

A: Tim Bucknall, Congleton.
B: Sid Morris, Cwm Nanctol, Gwynedd.
C: Jim Willett, Grimsby.

Station Addresses

Radio Furness, Hartington Street, Barrow-In-Furness, Cumbria LA14 5FH.
Great North Radio, Radio House, Long Rigg, Swalwell, Newcastle-Upon-Tyne NE99 1BB.
Namibian Broadcasting Corp'n, PO Box 321, Windhoek 9000, Namibia, South West Africa.
Radio Dif. Nacional, Ave. El Dorado, Bogota DE, Colombia, South America.
Radio CFGO, 1575 Carling Avenue, Ottawa, ON K1Z 7M3, Canada.
Radio WABC, 1330 Avenue Of The Americas, New York, NY 10019, USA.

OFF THE RECORD PIRATES

Andy Cadier, 28 Romney Avenue, Folkstone, Kent CT20 3QJ.

Radiofax have continued to make representations to the Home Office, the DTI and the Radio Communications Agency in effort to obtain a licence to broadcast from the U.K. The present service on 3.910, 6.205 and 12.255MHz is provided from Southern Ireland. Programmes include reports on electronic and scientific subjects, with an emphasis on communications and media news. The production called *Sparks* is obviously aimed at radio amateurs and persons in the communications field, who naturally possess the h.f. receiving equipment with which to hear the broadcasts.

Recently, imported religious material, and a relay of the Radio Caroline satellite service has been added to the varied format. It is suggested that if all those who wrote to the station also contacted their MP, politicians would become aware of the educational aspects and business potential of Radiofax. There is a distinct possibility of former USSR states selling air-time on high power h.f. transmitters to earn badly needed revenue, to help subsidise their own broadcasting activities. The UK tends to licence stations many years after the bubble of enthusiasm and commercial endeavour has burst.

Readers Write

Cyril Kellam from Sheffield says what happened to Radio Harmony? He wrote to Venus, Texas, with two IRCs but no reply. Alas, Harmony lost it's American backing and the intended American Religious programmes went to Radiofax and are broadcast under the name *Reflections*

Mr Steel sends a fax he received from Radio Caroline's Station Manager Peter Moore. He mentions the Caroline relays on WWCR, Radiofax and the Intelsat satellite. There is also a station Newsline Tel: (0839) 669990 This is a premium rate line 34p per minute offpeak 45p a minute peak rate. **Paul Wilson** writing from Hoddesdon, Herts, says he is a Technical College student studying BTEC HND Media Production

with Business Studies. He requested, and hopefully received, information for his radio production assignment on offshore pirate radio of the 60s. The completed programme should make interesting listening

Raymond Kelly at Nuneaton, asks about QSLing pirate stations? Most acknowledge reports fairly quickly, while others have a somewhat lax attitude towards listeners reception details. Last year, Britain Radio International were responding very promptly with a card featuring a naked lady (in the best possible taste!). Do remember to send return postage in the manner requested on air. A word of caution, under certain circumstances persons in the UK could be involved in a minor legal infringement by communicating with, and sending revenue to an unlicensed station. The law exists primarily to deter business contacts and advertisers. I have a station address list showing the most frequently heard s.w. stations. Further QSL information is contained in the British DX Club members journal called *Communication*

Adrian Cooke sent me a complimentary copy of the first issue of *FRQ Magazine*. It consists of 20 pages of pirate radio information, this includes a Free Radio Directory showing s.w. stations in alphabetical order. The nearest thing to a pirate radio handbook! A stamped addressed envelope to FRQ P.O. Box 112, Crew, Cheshire CW2 7DS. will get you full details

Gary de Quincey from Bedford complains he was unable to get his January copy of *SWM*. A subscription is the answer, it's delivered to your door and usually arrives several days before it's in the shops.

Coming Soon

An information and QSL service for Dutch m.w. stations provided by the Dutch Pirate Radio Service.(UK) Keep the letters and logs coming, and I'll see you on this page in July.

FM Reception Chart

Freq MHz	Station	UTC	Monitors
Manchester Area			
86.7	Rebel FM		A
100.8	Frontline Radio		A
101.4	Stomp FM		A
105.3	Energy 105		A
105.5	Power FM		A
Yorkshire Area			
99.9	Curfew FM		F
100.0	Asian Link		F
100.4	Radio Britannia		F
100.6	Lazer FM		F
100.7	Power Station		F
East Anglia			
89.8	Pulse FM		B
92.0	Imagine FM		B
100.5	Rock City FM		B
101.2	Starsound Radio		B

Short Wave Reception Chart

Freq MHz	Station	UTC	Monitors
3.910	Radiofax	1724	C,E,F,G,J,K
6.200	Radio Orang Utan	1000	C,D,E,F
6.205	Radiofax	0919	C,D,E,F,J,K
6.216	Radio Brigitte	1333	F
6.219	Radio Helgoland	1107	F
6.219	Radio Pluto	1408	F
6.220	Midlands Radio	0820	F
6.220	Radio Reflex	1030	D,E,F
6.225	Radio Nordlicht	0827	F
6.225	Radio Delta	1228	F
6.225	Star Club Radio	1210	F
6.232	Jolly Roger Radio	0820	D,E,F,G
6.232	Radio Europe	1128	D
6.232	Britain Radio	1009	C,D,E,F,H,J,K
6.232	Kranker Radio	1050	D,F
6.240	Radio Geronimo	1130	D
6.240	W.M.R.	1130	D,F
6.240	Free Radio Service	1059	D
6.255	Radio Mutiny	1119	D,F
6.255	Radio Mirage	1058	D
6.280	Radio Anorak	0854	F
6.281	Radio Astra	1123	D
6.282	N.I.R.S.	1000	C,D,E,F,G,K
6.282	Radio Marabu	1318	F
6.282	R. Actve	1215	C,D,E,I,J
6.275	Control Radio	1200	D,F
6.275	Radio Anorak	0822	D,E,F
6.280	Ozone Radio	1025	D,E,F,I
6.280	Radio Dublin	1028	C,E,F
6.280	Radio Mirage	1048	D
6.290	Radio London	0800	C
6.290	Radio Orion	1051	C,D,E,F,G,H,I,J,K
6.295	Europe (FM)	1641	D
6.297	W.M.R./Stella	1110	D,E,J
6.300	Freesound Radio	1154	D,F
6.300	Radio London	1806	F
6.300	Radio Anorak	1030	F,I
6.300	Reflex Radio	1106	C,D
6.300	Radio Confusion	1201	D
6.400	W.N.K.R.	1000	C,D,E,F,G,I,J,K
6.524	Radio Pamala	1301	F,K
6.527	Clandestine Radio	1000	F
6.540	Sierra-Sierra	1327	F
6.555	Radio Nordlicht	1411	F
6.555	Radio Delta	1442	F
6.911	Radio Dublin	1557	D,E,F,J,K
7.325	Britain Radio	1242	F
7.446	Radio Stella	1055	F,K
7.473	Waves	1007	D,F
7.484	Radio Marabu	0828	F
7.487	Radio Brigitte	1013	D,F
9.980	Radio Stella	0825	D,F,K
11.400	Radio Waves	1003	D,F,G,I,K
11.415	Radio Stella	1118	D,E,F,K
12.255	Radiofax	1014	D,F,K



Your columnist Andy Cadier compiling this edition of 'Off The Record Pirates'.

RADIO MARABU

POSTFACH 220 342-5600 WUPPERTAL 22

6 205 1kW
12 255 0.2kW
3 910 0.5kW

Thank you for your letter and your support

the trade station
The Free Communications Unit Ltd

- Broadcasting 1st-4th April, 11th August-31st December 1988 and from 19th April 1989.
- On the air to demonstrate the sort of service we would like to provide from England.
- Applications to UK Home Office for a licence since August 1986.
- Rebroadcasting in response to the White Paper on Broadcasting, February 1989.
- Engineering Sundry Electronics Limited.

Top, a German station relayed to the UK. Bottom, information card from Radiofax.

Monitors

- A Michael Cliffe, Bury, Lancs.
- B Sean Cooper, Wells, Norfolk.
- C Mark Jones, Peterborough, Cambs.
- D Bob Marsh, Bexleyheath, Kent.
- E David Matthews, Llandrindod Wells, Powys.
- F Free Radio Monitoring, Halesowen, W.Midlands.
- G Sid Morris, Rowley Regis, W.Midlands.
- H John Parry, Northwich, Cheshire.
- I John Robertson, Alnwick, Northumberland.
- J David Williams, Southampton, Hampshire.
- K Tim Bucknall, Congleton, Cheshire.

SRP 'SPECIALS'

Bearcat UBC 200XLT scanner
 Bearcat UBC 760XLT scanner
 Sony SW800 shortwave radio
 Nevada MS1000 desktop scanner
 AOR AR1500 hand-held scanner
 AOR AR2002 base scanning receiver
 AOR AR2500 base scanning receiver
 AOR AR2800 base scanner with SSB
 AOR AR3000 scanning receiver
 Yupiteru VT125 UK airband receiver
 Yupiteru VT150 VHF hand-held scanner
 Yupiteru MVT6000 mobile
 Yupiteru MVT7000 hand-held
 Fairmate HP2000 wideband scanning receiver
 Alinco DJ-X1 hand-held scanning receiver
 Alinco BCA5A UK charger
 Icom IC-R1 hand-held RX
 BJ200 MKIII Black Jaguar
 Yupiteru MVT8000 mobile/base receiver
 Yupiteru MVT7000 case
 Grundig Sattelit 500
 Sangean ATS803 receiver
 The new Drake R8E communications receiver
 Grundig Yacht Boy 220
 Grundig Yacht Boy 230
 Grundig Cosmopolit
 Sangean ATS800
 Satellit 650

Part exchange welcome

★ ★ NEW ★ ★
 The
Yupiteru VT-225
HANDHELD

VHF 108-142MHz
 UHF 222-391MHz

CIVIL AND MILITARY AIRBAND RECEIVER

£229.95

SANGEAN ATS 803A

(Direct key-in world receiver with quartz alarm clock timer)

Specifications and features

★ 150-29,999 continuous tuning with no gaps. Phase locked loop-double conversion Superheterodyne ★ Full shortwave/AM/SSB 150-29999kHz no gaps! + FM87.5-108 mono/stereo ★ Five tuning functions: Direct press button frequency input auto scanning, manual scanning memory recall and manual tuning knob ★ Built-in clock and alarm. Radio turns on automatically at preset time and frequency. ★ Large digital frequency display. ★ Fourteen memories – nine memory channels for your favourite station frequencies. Last setting of mode and waveband stored in five memories. ★ Direct press-button access to all 12 shortwave broadcast bands. ★ Two power sources – battery or AC mains adaptor. ★ General coverage of all AM bands in LW/MW/SW (dedicated broadcast band coverage on all versions), plus of course the FM band for quality sound broadcasts in headphone stereo. ★ SLEEP function turns the radio on or off after an adjustable time of 10-90 minutes. ★ Separate BASS and TREBLE controls for maximum listening pleasure. ★ External antenna jack for better reception. ★ Adjustable RF GAIN control to prevent overloading when listening close to other strong stations or if there is interference. ★ New improved wide/narrow filter (6/2.7kHz) ★ BFO control (Beat Frequency Oscillator) enables reception of SSB/USB/LSWB (single side band) and CW (Morse Code) transmissions. ★ Illuminated display to facilitate night-time use. ★ Designed for both portable and desk top use. ★ Five dot LED signal strength indicator.



DIMENSIONS: 29.2cmx16.0cm (11.5inx6.3inx2.36in).
 OUTPUT: 1200mW (10%THD) WEIGHT: 1.7kg (3.75lbs) without batteries. Wide/narrow filter switch.

£109.95 + £5 check, test and p&p.

SKY SCAN

Desk Top Antenna Model Desk 1300

Built and designed for use with scanners. Coverage: 25 to 1300MHz. Total height – 36ins – 9ins at widest point. Comes complete with 4 metres of RG58 coax cable and BNC connector fitted. Ideal indoor – high performance antenna and can also be used as a car antenna when your car is static. REMEMBER YOUR SCANNER IS ONLY AS GOOD AS YOUR ANTENNA SYSTEM!


£49.00 + £3.00 p&p



SKY SCAN V1300 Antenna

Most disconses only have horizontal elements and this is the reason that they are not ideal for use with a scanner. Most of the transmissions that you are likely to receive on your scanner are transmitted from vertically mounted antennas. The Sky Scan V1300 discone has both vertical and horizontal elements for maximum reception. The V1300 is constructed from best quality stainless steel and aluminium and comes complete with mounting pole. Designed and built for use with scanners.

£49.95 + £3.00 p&p



SKY SCAN Magmount MKII

For improved performance, wide band reception, 25 to 1300MHz. Comes complete with protective rubber base, 4m RG.58 coax cable and BNC connector. Built and designed for use with scanners.

£24.95 + £3.00 p&p




SAMLEX®

Regulated 13-8V DC power supply

WITH SHORT CIRCUIT PROTECTION



Model
RPS1210-
 10-14 amp.
 £49.95 +
 £5.00 p&p



Model
RPS1215-
 15-20 amp.
 £69.95 +
 £5.00 p&p

S.R.P. TRADING

Manufacturers and distributors of communications equipment

Unit 20, Nash Works, Forge Lane, Belbroughton, Near Stourbridge, Worcestershire.

Telephone: (0562) 730672 Fax: (0562) 731002

Showroom opening times: Monday - Friday 9.00 - 5.30pm Saturday 9.00 - 1.00pm. Callers welcome.






FIRST FOR PERFORMANCE, VERSATILITY ... AND VALUE

ICS pioneered computerised amateur data reception in the UK. Our experience and expertise are second to none. Today we have the finest range of data and facsimile receiving equipment available and we pride ourselves on its superior performance, reliability and excellent value for money.


PK-232



**PK-232 MBX
Multi-Mode
Terminal Unit
£339.95**

The most popular terminal unit ...ever. Receive and transmit Fax, RTTY, Amtor, Sitor, CW, ASCII, Morse, Navtex and Packet on your IBM-PC. Unique Signal Identification and Acquisition (SIAM) mode plus the best HF demodulator there is. Very easy to use. Supplied complete with all cables and software.

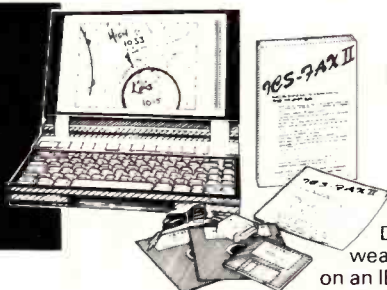
**MET-2 Satellite
Receive System
£939.95**



MET-2

Receive Meteostat weather satellite pictures live on your own PC. New, very advanced version with super VGA support, 3D display effect, 100 frame animation, NOAA option with gridding and much more... Exceptional value for money.

ICS-FAX II

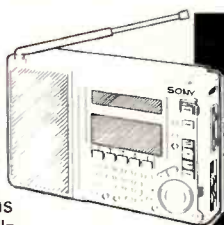


**ICS-FAX II
£129.95**

Displays superb weather fax images on an IBM-PC. Also includes Navtex, RTTY

and FEC as standard. Cheaper and easier to use than similar products. Connects to any HF SSB receiver. 9 to 25 pin interface adaptor included. Colour Upgrade £49.95.

**SONY ICF-SW77
Communication
Receiver £349.95**



ICF-SW77

Perfect for use with ICS-FAX II. Displays station name and automatically hunts for strongest channel. 150KHz to 30MHz plus FM stereo. USB, LSB, AM. 50Hz tuning resolution. 162 memories.

Prices include VAT at 17.5%. Add £6.00 Postage & Packing.

Please contact us for free catalogue and price list.

Our products are available direct and from dealers throughout Europe. Callers by appointment.



ICS Electronics Ltd. Unit V,
Rudford Industrial Estate, Arundel,
West Sussex BN18 0BD
Tel: (0903) 731101 Fax: (0903) 731105



Cirkit TESTING



TM SERIES MULTIMETERS

D-MM Good Value!

The TM series of low cost meters, with 3½ digit LCDs, full overload protection, strong ABS case and packed with features. Supplied with test leads, battery and manual.




TM 5315	DC current (10A) continuity and diode test	56-05315	£19.99
TM 5365	Capacitance and frequency (200kHz) ranges	56-05365	£36.50
TM 5375	Frequency range (20MHz) and HFE test	56-05375	£36.95
TM 115	AC & DC current (10A). HFE and continuity test	56-00115	£32.50
TM 135	Capacitance and temp. ranges (inc. probe)	56-00135	£45.95
TM 175	Frequency (15MHz). capacitance ranges with HFE, diode, continuity and LED test.	56-00175	£53.60
TM8020	3¾ digit display, frequency (4MHz), capacitance (40µF), AC + DC current to 20A	56-08020	£54.76
TM8030	3¾ digit display, frequency (4MHz), temperature (inc. probe), AC + DC current to 20A	56-18030	£59.96
7705	Capacitance meter, 1pF to 20,000µF	56-07705	£39.82

BLACK STAR

Top quality, UK made, frequency counters and generators.



Jupiter 2010	2MHz function generator plus 20MHz freq. counter	56-12010	£233.00
Orion	PAL TV pattern generator	56-01600	£269.00
1410	Video Monitor Tester	56-01410	£527.00
Meteor 100	100MHz counter	56-00100	£128.08
Meteor 600	600MHz counter	56-00600	£158.63
Meteor 1000	1000MHz counter	56-01000	£209.15
Apollo 100	100MHz counter/timer	56-10100	£381.88
Nova 2400	2.4GHz counter	56-02000	£351.33
Jupiter 500	500kHz function generator	56-00500	£129.25
Jupiter 2000	2MHz function generator	56-02001	£175.05



HAMEG 'SCOPES

All Hameg scopes are supplied with two x 10 probes, mains lead, manual and 2 year warranty.



HM203-7	Dual channel, 20MHz	56-52037	£397.15
HM205-3	Digital storage, 20MHz sampling	56-52053	£716.75
HM604	Dual channel, 60MHz	56-56040	£716.75
HM1005	Triple channel, 100MHz	56-01005	£930.60

Full details of all the above are included in our comprehensive catalogue, £1.70 (inc. P&P).

All the above are currently in stock and available for immediate delivery. Standard P&P £1.20, next day delivery £4.60.

All prices include VAT (at 17.5%)



Cirkit Distribution Ltd.
Park Lane, Broxbourne, Herts EN10 7NQ.
Telephone (0992) 444111.

SIGMA EURO-COMM

Importers of Communication Equipment
Manufacturers of Antennas & Accessories
AMATEUR - SCANNERS - ANTENNAS - CB

★
N
E
W
★



AR1000 XLT HAND HELD
Frequency Coverage 500kHz-1300MHz No gaps.
AM/NFM/WFM Supplied with the following accessories: ♦ Wide band whip aerial for VHF & UHF ♦ AC Charger ♦ 12V DC Lead & cigar lighter plug for mobile use ♦ 4x AA Nicad batteries ♦ Soft case & strap ♦ Earphone **£229.00 + p&p**



AR2800 Mobile/Base
500MHz-1300MHz
AM/NFM/WFM & SSB **£350.00 + p&p**

AR2500 Mobile/Base
1MHz-1500MHz
£360.00 + p&p



MOBILE SCAN ANTENNA + magnet £19.95
Twin coil 25 to 1300MHz available with PL or 3/8 fitting.

FREE with all Scanners solid via Mail Order - DISCONE ANTENNA



SIGMA SE1300
20-1300 MHz Receive
Transmit 50, 144, 430,
900, 1200 MHz input
power rating: 200 watts
input impedance: 50 ohms.
£49.00 + p&p



SIGMA SE700
70-700 MHz Receive
Transmit 70-500 MHz
Max Power on transmit
500 watts impedance
50 ohms.
£22.00 + p&p

Mail Order: Cheques and P.O. made payable to Sigma Euro-Comm.

TRADE ENQUIRIES WELCOME

After 6pm and Weekends 021 705 3441 and 0922 414836

Sigma Euro-Comm, Unit 14, 272 Montgomery St., Birmingham Enterprise Units, Sparkbrook, Birmingham B11 1DS. Tele/Fax: 021 766 8146

RADIO AMATEURS EXAM? PASS FIRST TIME!

Before you enrol check the benefits of
RRC'S unique Home Tuition Service

RRC has helped thousands of students to success in their examinations with this unique system of postal tuition, one which guides you, step-by-step, to qualify in the shortest possible time. Only The Rapid Results College offers you all these advantages:

- | | |
|--|---|
| <input checked="" type="checkbox"/> A qualified personal tutor | <input checked="" type="checkbox"/> Free advice before you enrol |
| <input checked="" type="checkbox"/> Study material prepared by specialists | <input checked="" type="checkbox"/> Telephone Helpline |
| <input checked="" type="checkbox"/> Completely self-contained courses | <input checked="" type="checkbox"/> Free 'How to Study' Guide |
| <input checked="" type="checkbox"/> Handy pocket-size booklets | <input checked="" type="checkbox"/> Instalment Plan |
| <input checked="" type="checkbox"/> Personal study programme | <input checked="" type="checkbox"/> Free Postage on course material |
| <input checked="" type="checkbox"/> Regular marked tests | <input checked="" type="checkbox"/> Worldwide Airmail Service |
| <input checked="" type="checkbox"/> Courses regularly updated | <input checked="" type="checkbox"/> Extra tuition free if you don't pass first time |
| <input checked="" type="checkbox"/> 48 hour despatch | |

**POST COUPON TODAY FOR FREE
RADIO AMATEURS PROSPECTUS**
Please send me my prospectus as quickly as possible.

Mr/Mrs/Miss/Ms _____

Address _____

Postcode _____



The Rapid Results College

Dept. JV121, Tuition House, London SW19 4DS. FREE ADVICE: 081 947 7272 (9am-5pm)
PROSPECTUS: 081 946 1102 (24 hour Recordcall Service quoting Dept. No. above).



DEWSBURY ELECTRONICS

SUPA-TUTA

To teach you
morse
quickly
£69.95



SUPA-TUTA PLUS

To teach you
morse with
keyer
£75.00



SUPA-KEYA

The most
friendly keyer
around
£99.95



PRICE LIST

Bencher BY-1 Black Base	£59.95
Bencher BY-2 Chrome Base	£69.95
Vibroplex Original Deluxe	£96.88
Vibroplex Iambic Deluxe	£90.89
Star Masterkey MkII	£59.95
CMOS Memory Keyer	£95.00
Easy Reader DM-1000	£199.95

SUPA-TUNA

Makes selecting
frequencies
easier
£67.50



Post & Packing £3.50
VAT included on all items at 17.5%

Stockists of DIAWA - VIBROPLEX - ICOM -
YAESU - KENWOOD - JRC - WAVECOM

DEWSBURY ELECTRONICS,

**176 LOWER HIGH STREET,
STOURBRIDGE,**

WEST MIDLANDS DY8 1TG
Tel: (0384) 390063/371228

Fax: (0384) 371228



Weather Satellites

Timestep have been producing inexpensive weather satellite equipment for 7 years. Following our success in both the UK and North American education market, we are now bringing our expertise to the amateur satellite user. All of our equipment is designed, built and fully supported in Britain, by Timestep engineers.

Lawrence Harris uses Timestep equipment for his column in Short Wave Magazine. Les Currington who received the first Chinese Feng Yun image and presented it to Chinese Diplomats, also uses Timestep equipment.

PCSAT III

This innovative package will receive NOAA, METEOR, OKEAN, FENG YUN, METEOSAT, GOES and GMS. All images are received automatically on any PC with CGA, EGA, VGA or SVGA display.

Zoom, Pan, Contrast Stretch, False Colour, and Laser Print are just some of the features this system offers. Extensive filtering and a precision A-D are used on an internal PC Half Card, for superior image quality.

Animation from Meteosat is no mere gimmick! The atmosphere is a fluid in constant motion. Follow the dynamic progress of storms and cloud cover, on up to 100 full frames continuously animated images!

The really important feature is the ability to display in 800 pixels 600 lines and 256 colours, all at the same time. Some other systems will display 256 colours but only in far less resolution. Nearly all VGA and SVGA graphic cards are supported.

Full Satellite Resolution is received and stored by the system in a massive 512Kb file. This enables the stunning image quality and image processing.

Only £199.00 inc VAT & postage
Upgrade for £99.00 and your PC GOES in exchange.

Meteosat Receivers

Meteosat Yagi	£124.95
Metosat Preamplifier	£92.00
20m Meteosat cable	£16.00
Meteosat receiver	£199.00
PCSAT III cable	£9.95
PCSAT III system	£199.00

Complete Meteosat system as above only £640.00 inc.

Polar Systems

We produce a professional scanning receiver for NOAA, METEOR, OKEAN and FENG YUN; and low cost antenna systems. INSTANT TRACK is the ultimate Polar tracking program for up to 200 satellites at £24.95 inc.

Computers

We can supply PCs to any specification at really good prices. Call us if you need details or if you want to purchase a complete "turnkey" solution.

Call or write for a full catalogue.

Timestep Weather Systems
Wickhambrook Newmarket
CB8 8QA England
Tel 0440 820040 Fax 0440 820281

RADIO SHACK



AR3000A

The latest full coverage receiver/scanner covering all frequencies from 100 kHz to 2036 MHz. Available from stock **£765.00**

SCANNERS FROM RADIO SHACK

AR-950	Base/mobile scanner	£199.95
AR-2000	Series II 0.5-1300MHz, 1000 memories	£269.00
AR-1500	NEW - as above, with SSB	£299.00
AR-2002	25-550 & 800-1300MHz	£399.00
AR-2500	Base/Mobile 5-550 & 800-1300 MHz RS232	£419.00
AR-2800	Base/Mobile 0.5-600 & 800-1300MHz	£395.00

ALL AOR PRODUCTS STOCKED

PRO-38	10 Channel handy scanner	£79.95
PRO-2022	200 Channel search & scan	£199.95
PRO-2024	60 Channel search & scan)	£99.95
PRO-37	200 Channel SPECIAL PRICE UNTIL JANUARY 31 ...	£169.95
PRO-2006	400 Channel 25-560 & 720-1300 MHz	£329.95
IC-R-1	Icom's min.100kHz-1300 MHz 100 Ch. scanner	£369.00
IC-R-100	High performance base/mobile	£485.00
IC-R7100	25-2000MHz high performance receiver/scanner	£1120.00
BJ MK3	Black Jaguar	£179.00
DJ-X1	Alinco's latest	£269.00
UBC-200XLT	200 Channel Handy Bearcat	£229.00
MVT-6000	Jupiter base/mobile station	£249.00
MVT-7000	Latest hand-held Jupiter	£279.00
HP-200E	From Fairmate 1000 memories	£269.00
MS-1000	Nevada Base receiver	£279.00
R-535	Signal Airband Receiver	£199.00



DRAKE R8 RECEIVER £965.00

HF-225	Low high performance compact receiver	£429.00
R-2000	Kenwood's HF receiver, 10 memories	£549.00
VC-10	VHF convertor for above	£165.00
R-5000	Kenwood's De-luxe HF set	£895.00
VC-20	VHF convertor of R5000	£170.00
FRG-8800	Yaesu HF Receiver	£649.00
FRV-8800	VHF convertor for above	£100.00
NRD-535	JRC-HF receiver	£970.00
IC-R71E	Icom HF receiver	£875.00
IC-R72E	Latest set, mains with internal battery pack	£589.00
IC-9000	The ultimate radio	£4080.00

Carriage free in U.K. Call us for our tax free export prices.

We will be pleased to quote you for anything you require in the communications and computer field. We are pleased to hear from you and see you. We aim to give you the attention you deserve, so please call before you come along.

73s Terry Edwards G3STS

RADIO SHACK LTD

188 Broadhurst Gardens, LONDON NW6 3AY



(Just around the corner from West Hampstead Station on the Jubilee Line)



Tel: 071-624 7174 Fax: 071- 328 5066

ALAN HOOKER

SLIMLINE ■ Allows you to safely mount your hand-held or mobile radio where you can see the controls...

HEAVY DUTY ■

- Mounts any single flat surface.
- Adaptable to any vehicle or station use.

Construction made of high quality aluminium.

THE **'RIG SAVER'**

APPROVED DEALER FOR

KENWOOD ICOM YAESU AOR

42 Nether Hall Road, Doncaster, South Yorkshire, DN1 2PZ
Telephone: Doncaster (0302) 325690



FREE WITH ANY NEW VHF/UHF HANDHELD OR SCANNER

FLIGHTDECK

THE AIRBAND SHOP

192 Wilmslow Rd., Heald Green, Cheadle, Cheshire SK8 3BH
Telephone: 061-499 9350 Fax: 061-499 9349

ALL THE ENTHUSIAST NEEDS

Main Stockists of receivers by:
SONY, ICOM, LOWE, KENWOOD AOR, YUPITERU, UNIDEN, SIGNAL, WIN, FAIRMATE.

Comprehensive range of accessories, aerials, books, aero-charts etc.

PX welcome, finance available (subject to status).

Open: Monday to Saturday 9.30 a.m. – 5.30 p.m.

We are located on the A34 (Wilmslow Road), 2 miles South from the M63 Junction 10, just 3 miles from Manchester International Airport

Send 50p for illustrated catalogue from dept. SWM4



AIR SUPPLY

83B HIGH STREET, YEADON, LEEDS LS19 7TA. Tel: (0532) 509581
Shop just two minutes from Leeds Bradford Airport.

AIR TRAFFIC CONTROLLERS

On hand to help you towards an interesting and rewarding pastime. Specialists in AIR BAND RADIOS AND SCANNERS. Hand held, mobile or base – AOR, Signal, Black Jaguar, Yupiteru, Icom, Uniden, Sony, Nevada: HF receivers from Sony, Icom, Lowe, Yaesu, Kenwood: wide range of accessories, aerials, plus CAA publications, maps, books, models from IMC, Wooster, Schabak, photos, souvenir products from British Airways and British Midland Airways. Large range of pilots products. Agents for Transair, AFE and Airtour. Plus lots more.

If you would like our info pack send large SAE and stamps to value of 50p.

Shop hours: 1000-1330: 1430-1700 (hours do vary) CLOSED WEDNESDAY




PC HF FAX 6.0

RECEIVE AND TRANSMIT FAX IMAGES

This latest version of PC HF FAX not only enables you to receive weather charts, rebroadcast satellite pictures, amateur and press transmissions on your PC computer but also has the ability to transmit your own fax messages.

New features include:

- ✓ 230 page manual with worldwide fax frequency and schedule list.
- ✓ Integrated online fax broadcast schedules with multiple search fields.
- ✓ Support for Super VGA displays as well as Hercules, CGA, EGA, VGA, LCD.
- ✓ Standard capture resolution 640x800 with 16 grey levels, with VGA and EMS memory images are saved at 1280x800 with 256 grey levels.
- ✓ True colour Press and Satellite rebroadcast images in EGA, VGA and SVGA.
- ✓ Printer support for 14" wide printers plus Epson compatible colour printers.
- ✓ File Compression, Image Cropping, Digital Noise Reduction, Pixel Photometry, and Contrast Control.
- ✓ Import of ASCII text files for conversion and transmission as fax files.

Installation is simple, both the demodulator and modulator plug into the serial port of the PC and are powered by the computer.

Upgrade for existing PC HF FAX users **£39.95** (p&p £1.50)

£116.33 inc VAT (p&p £3.25) Optional transmit modulator **£59.80**

CALL TODAY FOR FULL DETAILS AND BROCHURE

COMAR ELECTRONICS

Unit 10, Samuel Whites Estate, Medina Road, Cowes, Isle of Wight PO31 7LF
Tel: 0983 200308




Many Radio Amateurs and SWLs are puzzled. Just what are all those strange signals you can hear but not identify on the Short Wave Bands? A few of them such as CW, RTTY, Packet and Amtor you'll know – but what about the many other signals?

HOKA ELECTRONICS HAVE THE ANSWER! There are some well-known CW/RTTY decoders with limited facilities and high prices, complete with expensive PROMS for upgrading etc., but then there is CODE3 from Hoka Electronics! It's up to you to make the choice – but it will be easy once you know more about Code3. Code3 works on any IBM-compatible computer with MS-DOS 2.0 or later and having at least 640k of RAM. The Code3 hardware includes a digital FSK Converter unit with built-in 230V ac power supply and RS232 cable, ready to use. You'll also get the best software ever made to decode all kinds of data transmissions. Code3 is the most sophisticated decoder available and the best news of all is that it only costs £299!

- | | | |
|--|--|---|
| <ul style="list-style-type: none"> ● Morse – Manual/Auto speed follow. On screen WPM indicator ● RTTY /Baudot/Murray/ITA2/CCITT2 plus all bit inversions ● Sitor – CCIR 625/476-4, Modes A/B, SBRS/CBRS FEC etc ● Packet Radio AX25 with selective callsign monitoring, 300 Baud ● Facsimile, all RPM/IOC (up to 16 shades at 1024 x 768 pixels) ● Autospec – Mk's I and II with all known interleaves | <ul style="list-style-type: none"> ● OUP-ARQ Artrac – 125 Baud Simplex ARQ ● Twinplex – 100 Baud F7BC Simplex ARQ ● ASCII – CCITT 5, variable character lengths/parity ● ARQ6-90/98 – 200 Baud Simplex ARQ ● SI-ARQ/ARQ-S – ARQ1000 simplex ● SWED-ARQ/ARQ-SWE – CCIR 518 variant ● ARQ-E/ARQ1000 Duplex ● ARQ-N/ARQ1000 Duplex variant ● ARQ-E3 – CCIR 519 variant | <ul style="list-style-type: none"> ● POL-ARQ – 100 baud Duplex ARQ ● TDM242/ARQ-242 CCIR 242 with 1/2/4 channels ● TDM342/ARQ-M2/4 CCIR 342-2 with 1/2/4 channels ● FEC-A – FEC100A/FEC101 ● FEC-S – FEC1000 Simplex ● Press DPA – 300 Baud ASCII F7BC ● Wirtschaftsdienst – 300 Baud ASCII F7BC ● Sports Info. 300 Baud ASCII F7BC ● Heilsreiber – Synch./Asynch. |
|--|--|---|

All modes are pre-set with the most commonly seen baud rate setting and number of channels which can be easily changed at will whilst decoding. Multi-channel systems display ALL channels on screen *at the same time*. Split screen with one window continually displaying channel control signal status e.g. idle Alphas/Beta/RQ's etc, along with all system parameter settings e.g. unshift on space, multiple carriage returns inhibit, auto receiver drift compensation, printer on, system sub-mode. Any transmitted error correction information is used to minimise received errors. Baudot and Sitor both react correctly to third shift signals (e.g. Cyrillic) to generate ungarbled text unlike some other decoders which get 'stuck' in figures mode!

Six options are currently available extra to the above specification as follows: 1) Oscilloscope. Displays frequency against time. Split screen storage/real time. Great for tuning and analysis. £29. 2) Piccolo Mk 6. Multi-tone system that only we can decode with a PC! £59. 3) Ascii Storage – Save to disc any decoded ascii text for later processing. £29. 4) Coquelet – French multi-tone system, again only on offer from Hoka! £59. 5) 4 Special ARQ and FEC systems i.e.. TORG-10/11, RUM-FEC/ROU-FEC, HC-ARQ (ICRC) and HNG-FEC. £69. 6) Auto-classification – Press F1 to measure the Baud speed, press F3 to Classify, press Enter key to accept. Within seconds and only three key presses you should be decoding the monitored signal. What could be easier? £59.

Please add £5 to the above prices for carriage by fully insured First Class Postal delivery (default method).

Call or write for our comprehensive information leaflet – there is just not enough room here to tell you everything about Code3!

HOKA ELECTRONICS (UK),

26 Bury Road, Shillington, Hitchin, Herts. SG5 3NY
Phone (0462) 711600 or Fax (0462) 711769

NEW

FAX and WEATHER SATELLITES

Full resolution charts and greyscale pictures from any SPECTRUM computer to a dot matrix printer. Basic system £40 plus interface for FAX £40 or WX SATS £59.

APT-1 WEATHER SATELLITE MODULE

Enables all weather satellite signals to be displayed on any FAX system. Plugs into RX-8 system direct. £59 or £39 if ordered with RX-8.

RX-8 8-MODE RECEIVE

Every possible feature and performance to receive FAX, HF & VHF PACKET, COLOUR SSTV, RTTY, CW, AMTOR, UoSAT and ASCII on any BBC computer. Reviews Oct. 89 Ham Radio Today and July 91 Rad Comm. Complete system of EPROM, interface, instructions, leads and demo cassette £259.

RX-4 RTTY CW SSTV AMTOR RECEIVE

Performance, features and ease of use make this still a best seller. Needs TIF1 interface. BBC, CBM64 tape £25, disk £27. VIC20 tape £25. SPECTRUM tape £40, + 3 disk £42 inc adaptor board (needs TIF1 also) or software-only version £25. TIF1 INTERFACE has 4-pole filtering and computer noise isolation for excellent HF and VHF performance. Kit £30, ready-made, boxed with all connections £40. Available only with software.

Also MORSE TUTOR £8, LOGBOOK £8, RAE MATHS £8 for BBC, CBM64, VIC20 and SPECTRUM. BBC LOCATOR with UK, Europe, World maps £10. Disk £2 extra for all. Lots of information available about everything, please ask. Prices include VAT and p&p by return.



technical software (SWM)

Fron, Upper Llandwrog, Caernarfon LL54 7RF
Tel: (0286) 881886



THE VINTAGE WIRELESS BOOK LISTING

Published regularly containing 100s of out-of-print, old and collectable wireless, TV and amateur radio books/magazines etc. Send four first class stamps for next issue or £2.50 for next four issues.

WANTED: Pre 1960 Wireless, amateur radio and TV books and magazines.

NEW PUBLICATIONS:

The Government Surplus Wireless Equipment Handbook. Facsimile reprint. Gives detailed information and circuit diagrams plus photos for British and American receivers, transmitters and test equipment etc. Large format. Incorporated is a surplus/commercial cross referenced valve and transistor guide. Price £13.75 including postage.

TECHNOLOGY IN WAR By Kenneth Macksey *Scoop Purchase* An informative work which identifies the impact of Science and Technology in Weapon Development. Includes key developments in Electronic Warfare, Evolution of the Tank, Submarine, Rocket, Aeroplane etc., Large format. 224 pages. Many Wartime Photos and outstanding artwork. Published at £12.95. Our price £10 Post Free.

SECRET WARFARE. THE BATTLE OF CODES AND CIPHERS By Bruce Norman. A detailed outstanding work with emphasis on the development of modern intelligence and the use of codes and ciphers. Throws light on top secret strategies of code breaking. Includes a history of codes. Including WW2 Stratagies. Clear and concise, analysis. Extensive use of diagrams. One of the few books on cryptography. Previously unpublished material. Brand new. £4.95 including post. Telephone orders accepted.



CHEVET BOOKS (Dept SW)

157 Dickson Road, BLACKPOOL FY1 2EU Tel: (0253) 751858.



COMMODORE 64 PACKET

PACKET ON THE COMMODORE, WITHOUT A TNC!

Yes, it's true, you can run packet on a Commodore 64 without the need for a costly TNC. We offer a dedicated packet modem, together with a free copy of an excellent public domain program on disc or tape. This really is the inexpensive way to get on the air with Packet Radio.

MODEM with FREE SOFTWARE ONLY £50.00

Send large SAE (33p stamp) for details of all our products.

J.B.P. ELECTRONICS LTD.



Unit 45, Meadowmill Estate, Dixon Street,
Kidderminster DY10 1HH Tel: (0562) 753893



SWM BOOK SERVICE



The books listed have been selected as being of special interest to our readers. They are supplied from our editorial address direct to your door. Some titles are overseas in origin.

HOW TO ORDER

POST AND PACKING; add £1.00 for one book, £2.00 for two or more books, orders over £40 post and packing free, (overseas readers add £1.75 for one book, £3.50 for two or more for surface mail postage) and send a postal order, cheque or international money with your order (quoting book titles and quantities) to PW Publishing Limited, FREEPOST, Enefc House, The Quay, Poole, Dorset BH15 1PP. Please make your cheques payable to Short Wave Magazine, payment by Access, Mastercard, Eurocard or Visa also accepted on telephone orders to Poole (0202) 665524. Books are normally despatched by return of post but please allow 28 days for delivery. Prices correct at time of going to press. Please note: all payments must be made in Sterling.

O/P = Out of print, O/S = Out of stock.

LISTENING GUIDES

FERRILL'S CONFIDENTIAL FREQUENCY LIST
Compiled by **Geoff Halligey** The band 4-28MHz covered in great depth. Who's using what frequency and mode, what's that call sign? These are some of the answers this book will help you find. A very comprehensive book. 390 pages. O/S

SOUNDS EASY (1991 EDITION)
Compiled by **Ken Davies** A complete guide to the numerous local radio stations throughout the UK. If you do a lot of travelling this book is invaluable. Itemised by areas, it makes finding you kind of sounds easy. 52 pages. £2.95

AIR TRAFFIC RADIO
Ken Davies Frequencies and abbreviations used in air traffic control throughout the UK. Where to listen for tower, ground and radar control in civilian and other airports. It also includes a small section on off-shore oil related use. 64 pages. £3.95

INTERNATIONAL RADIO STATIONS GUIDE (BP255)
New revision by **Peter Shore**
As in 'Broadcast Roundup', his column in *PW*, Peter Shore has laid this book out in world areas. There are sections covering English language transmissions, programmes for DXers and s.w.l.s. Along with sections on European medium wave and UK f.m. stations. 266 pages. £5.95

AIR BAND RADIO HANDBOOK (3rd Edition)
David J. Smith
Listen to conversations between aircraft and ground control. The author, an air traffic controller, explains more about this listening hobby. 174 pages. £7.50

DIAL SEARCH
1991 Edition. **George Wilcox**
The listener's check list and guide to European broadcasting. Covers m.w., l.w., v.h.f. and s.w., including two special maps. 54 pages. £3.95

FLIGHT ROUTINGS 1991
T.T. Williams
Identifies the flights of airlines, schedule, charter, cargo and mail, to and from the UK and Eire and overflights between Europe and America. 104 pages. £5.25

GUIDE TO BROADCASTING STATIONS
20th Edition 1989/90. **Philip Darrington**
Frequency and station data, receivers, antennas, Latin American DXing, reporting, computers in radio, etc. 240 pages. £10.95

GUIDE TO FACSIMILE STATIONS 11th Edition
Joerg Klingenfuss
This manual is the basic reference book for everyone interested in FAX. Frequency, call sign, station name, ITU country/geographical symbol, technical parameters of the emission are all listed. All frequencies have been measured to the nearest 100Hz. 408 pages. £16.00

GUIDE TO FORMER UTILITY TRANSMISSIONS
3rd Edition. **Joerg Klingenfuss**
Built on continuous monitoring of the radio spectrum from the sixties until the recent past. A useful summary of the former activities of utility stations providing information for the classification and identification of radio signals. 126 pages. £8.00

GUIDE TO UTILITY STATIONS
10th Edition. **Joerg Klingenfuss**
This book covers the complete short wave range from 3 to 30MHz together with the adjacent frequency bands from 0 to 150kHz and from 1.6 to 3MHz. It includes details on all types of utility stations including FAX and RTTY. There are 15802 entries in the frequency list and 3123 in the alphabetical call sign list plus press services and meteorological stations. 502 pages. £21.00

HF OCEANIC AIRBAND COMMUNICATIONS
3rd Edition. **Bill Laver**
HF aircraft channels by frequency and band, main ground radio stations, European R/T networks and North Atlantic control frequencies. 31 pages. £3.95

MARINE UK RADIO FREQUENCY GUIDE
Bill Laver
A complete guide to the UK s.w. and v.h.f. marine radio networks. Useful information, frequency listings and the World Marine Coastal Phone Stations. 62 pages. £4.95

NEWNES SHORT WAVE LISTENING HAND BOOK
Joe Pritchard G1UQW
A technical guide for all short wave listeners. Covers construction and use of sets for the s.w.l. who wants to explore the bands up to 30MHz. 288 pages. £14.95

RADIO LISTENER'S GUIDE 1992
Clive Woodyear
This is the third edition of the essential radio listener's guide. Simple-to-use maps and charts show the frequencies for all the radio stations in the UK. When travelling or at home, the guide gives you all the frequencies you'll ever need. 56 pages. £2.95

THE COMPLETE VHF/UHF FREQUENCY GUIDE
This book gives details of frequencies from 26-2250MHz with no gaps and who uses what. Recently updated, there are chapters on equipment requirements as well as antennas, etc. 88 pages. £5.95

THE INTERNATIONAL VHF FM GUIDE
7th Edition. **Julian Baldwin G3UMK and Kris Partridge G8AUU**
The latest edition of this useful book gives concise details of repeaters and beacons worldwide plus coverage maps and further information on UK repeaters. 79 pages. £2.85

THE POCKET GUIDE TO RTTY AND FAX STATIONS
Bill Laver
A handy reference book listing RTTY and FAX stations, together with modes and other essential information. The listing is in ascending frequency order, from 1.6 to 27.1MHz. 60 pages. £3.95

SHORT WAVE LISTENERS CONFIDENTIAL FREQUENCY LIST
Bill Laver
Covering the services and transmission modes that can be heard on the bands between 1.635 and 29.7MHz. £8.95

VHF/UHF AIRBAND FREQUENCY GUIDE
Fourth Edition
A complete guide to the airband frequencies, civil and military, including how to receive these signals, the frequencies and services, VOLMET and much more about the interesting subject of airband radio. 124 pages. £6.95

WORLD RADIO TV HANDBOOK 1992
Country-by-country listings of l.w., m.w. & s.w. broadcast and TV stations. Receiver test reports. English language broadcasts. The s.w.l.'s "bible". 576 pages. £18.95



FAULT FINDING

MORE ADVANCED TEST EQUIPMENT CONSTRUCTION (BP248)
R.A. Penfold
A follow on from *Test Equipment Construction (BP248)* this book looks at digital methods of measuring resistance, voltage, current, capacitance and frequency. Also covered is testing semi-conductors, along with test gear for general radio related topics. 102 pages. £3.50

HOW TO USE OSCILLOSCOPES AND OTHER TEST EQUIPMENT (BP267)
R.A. Penfold Hints and ideas on how to use the test equipment you have, to check out, or fault find on electronic circuits. Many diagrams of typical waveforms and circuits, including descriptions of what waveform to expect with particular faults, or distortion in audio amplifiers. 104 pages. £3.50

ARE THE VOLTAGES CORRECT? Reprinted from PW 1982-1983
How to use a multimeter to fault-find on electronic and radio equipment, from simple resistive dividers through circuits using diodes, transistors, i.c.s and valves. 44 pages. £1.50

GETTING THE MOST FROM YOUR MULTIMETER (BP239)
R.A. Penfold
This book is primarily aimed at beginners. It covers both analogue and digital multimeters and their respective limitations. All kinds of testing is explained too. No previous knowledge is required or assumed. 102 pages. £2.95

MORE ADVANCED USES OF THE MULTIMETER (BP265)
R.A. Penfold
This book is primarily intended as a follow-up to BP239. *Getting the most from your Multimeter*. By using the techniques described in this book you can test and analyse the performance of a range of components with just a multimeter (plus a very few inexpensive components in some cases). The simple add-ons described extend the capabilities of a multimeter to make it even more useful. 85 pages. £2.95.

OSCILLOSCOPES, HOW TO USE THEM, HOW THEY WORK 3rd Edition
Ian Hickman
This book describes oscilloscopes ranging from basic to advanced models and the accessories to go with them. £14.95

TRANSISTOR RADIO FAULT FINDING CHART (BP70)
C. E. Miller
Used properly, should enable most common faults to be traced reasonably quickly. Selecting the appropriate fault description at the head of the chart, the reader is led through a sequence of suggested checks until the fault is cleared. 635 x 455mm (approx). £0.95

CONSTRUCTION

COIL DESIGN AND CONSTRUCTION MANUAL (BP160)
B.B. Babani Covering audio to r.f. frequencies, this book has designs for almost everything. Sections cover such topics as mains and audio output transformers, chokes and r.f. coils. What is the required turns ratio? This book will show you how to find out. Text and tables. 160 pages. £2.50

SIMPLE ELECTRONIC CIRCUIT AND COMPONENTS (BP52)
F.A. Wilson
Components, circuits, formulae and radio matters are dealt with in this book. A book to fill in the gaps that appear when taking the RAE or the Novice course. Also eminently suitable for anyone wishing to study at home. 209 pages. £3.50

SHORT WAVE SUPERHET RECEIVER CONSTRUCTION (BP276)
R.A. Penfold A general purpose receiver to build, from antenna to audio, described in understandable English. 74 pages. £2.95

HOW TO DESIGN AND MAKE YOUR OWN PCBs (BP121)
R.A. Penfold
Designing or copying printed circuit board designs from magazines, including photographic methods. 80 pages. £2.50

INTRODUCING QRP
Collected articles from PW 1983-1985
An introduction to low-power transmission (QRP). This book includes full constructional details of a variety of designs by Rev. George Dobbs G3RJV for transmitters and transceivers covering Top Band to 14MHz, together with test equipment by Tony Smith G4FAL. 64 pages. £1.50

MORE ADVANCED POWER SUPPLY PROJECTS (BP192)
R.A. Penfold
The practical and theoretical aspects of the circuits are covered in some detail. Topics include switched mode power supplies, precision regulators, dual tracking regulators and computer controlled power supplies, etc. 92 pages. £2.95

POWER SUPPLY PROJECTS (BP76)
R.A. Penfold
This book gives a number of power supply designs including simple unregulated types, fixed voltage regulated types and variable voltage stabilised designs. 91 pages. £2.50

PRACTICAL POWER SUPPLIES
Collected articles from PW 1978-1985
Characteristics of batteries, transformers, rectifiers, fuses and heatsinks, plus designs for a variety of mains driven power supplies, including the *PW* "Marchwood" giving a fully stabilised and protected 12V 30A d.c. 48 pages. £1.25

QRP NOTEBOOK
Doug DeMaw W1FB
This book deals with the building and operating of a successful QRP station. Lots of advice is given by the author who has spent years as an ardent QRP'er. All the text is easy-to-read and the drawings large and clear. 77 pages. £4.95

TEST EQUIPMENT CONSTRUCTION (BP248)
R.A. Penfold
Describes, in detail, how to construct some simple and inexpensive, but extremely useful, pieces of test equipment. 104 pages. £2.95

50 (FET) FIELD EFFECT TRANSISTOR PROJECTS (BP39)
F.G. Rayer
50 circuits for the s.w.l., radio amateur, experimenter or audio enthusiast using f.e.t.s. 104 pages. £2.95

MORSE

INTRODUCING MORSE
Collected Articles from PW 1982-1985
Ways of learning the Morse Code, followed by constructional details of a variety of keys including Iambic, Triambic, and an Electronic Bug with a 528-bit memory. 48 pages. £1.25

THE SECRET OF LEARNING MORSE CODE
Mark Francis
Designed to make you proficient in Morse code in the shortest possible time, this book points out many of the pitfalls that beset the student. 87 pages. £4.95

INTERFERENCE

INTERFERENCE HANDBOOK (USA)

William R. Nelson WA6FQG

How to locate and cure r.f.i. for radio amateurs, CBers and TV/stereo owners. 253 pages £9.50

TELEVISION

A TV-DXERS HANDBOOK (BP176) R. Bunney

Information on transmission standards, propagation, receivers including multi-standard, colour, satellites, antennas, photography, station identification, interference etc. Revised and updated 1986. 87 pages. £5.95

GUIDE TO WORLD-WIDE TELEVISION TEST CARDS

Edition 3. Keith Homer & Garry Smith
Completely revised and expanded, this is a very handy and useful reference book for the DXTV enthusiast. Over 200 photographs of Test Cards, logos, etc., world wide. 60 pages. £4.95

THE ATV COMPENDIUM

Mike Wooding G6IQM

This book is for those interested in amateur television, particularly the home construction aspect. There is not a 70cm section as the author felt this is covered in other books. Other fields, such as 3cm TV, are covered in depth. A must for the practical ATV enthusiast. 104 pages. £3.00

MAPS

IARU LOCATOR MAP OF EUROPE

DARC

This multi-coloured, plastics laminated, map of Europe shows the AIRU ('Maidenhead') Locator System. Indispensable for the v.h.f. and u.h.f. DXer. 692 x 872mm. £5.25

NORTH ATLANTIC ROUTE CHART

This is a five-colour chart designed for the use of ATC in monitoring transatlantic flights. Supplied folded. 740 x 520mm. £5.00

GTH LOCATOR MAP

This full-colour map has been produced by the Hungarian Amateur radio clubs for v.h.f. and u.h.f. amateurs in Europe. The map is based on the 'Maidenhead' Locator System and also the main v.h.f. and u.h.f. beacons with their locator, power output, height above sea level and modulation system. 970 x 670mm. £5.95

RADIO AMATEUR'S MAP OF NORTH AMERICA (USA)

Shows radio amateur prefix boundaries, continental boundaries and zone boundaries. 760 x 636mm. £3.50

RADIO AMATEUR'S PREFIX MAP OF THE WORLD (USA)

Showing prefixes and countries, plus listings by order of country and of prefix. 1014 x 711mm. £3.50

RADIO AMATEUR'S WORLD ATLAS (USA)

Seventeen pages of maps, including the world-polar projection. Also includes the table of allocation of international call sign series. £4.50

SATELLITES

AN INTRODUCTION TO SATELLITE TELEVISION (BP195)

F. A. Wilson

Answers all kinds of questions about satellite television. For the beginner thinking about hiring or purchasing a satellite TV system there are details to help you along. For the engineer there are technical details including calculations, formulae and tables. 104 pages. £5.95

THE SATELLITE EXPERIMENTER'S HANDBOOK 2nd Edition

Martin Davidoff K2UBC The book is divided into four main sections - History, Getting Started, Technical Topics and Appendices. It provides information on spacecraft built by, and for, radio amateurs. In addition, it discusses weather, TV-broadcast and other satellites of interest to amateurs. 313 pages. £14.50

SATELLITE TELEVISION A layman's guide

Peter Pearson

Pictures from space, that's what satellite television is all about. Orbiting satellites 35 000km high receive TV signals from stations on the earth and retransmit them back again. This book explains all you need to know to set up your own satellite TV terminal at home, dish and accessories, cable and tuner. 73 pages. £1.00

SATELLITE TELEVISION INSTALLATION GUIDE 2nd Edition. John Breeds

A practical guide to satellite television. Detailed guidelines on installing and aligning dishes based on practical experience. 56 pages. £11.95

THE SATELLITE BOOK (A complete guide to satellite TV theory and practice)

John Breeds

This book deals almost exclusively with television broadcast satellites and is a comprehensive collection of chapters on topics, each written by an expert in that field. It appears to be aimed at the professional satellite system installer, for whom it is invaluable, but it will be appreciated by a much wider audience - anyone interested in satellite technology. 280 pages. £27.00

WEATHER SATELLITE HANDBOOK 4th edition

Dr Ralph E. Taggart WB8DQT

This book explains all about weather satellites, how they work and how you can receive and decode their signals to provide the fascinating pictures of the world's weather. There are plenty of circuit diagrams and satellite predicting programs. 192 pages. £14.50

RADIO

AIR & METEO CODE MANUAL

10th Edition. Joerg Klingenfuss

Detailed descriptions of the World Meteorological Organisation Global Telecommunication System operating FAX and RTTY meteo stations, and its message format with decoding examples. Also detailed description of the Aeronautical Fixed Telecommunication Network amongst others. 289 pages. £15.00

HIGH POWER WIRELESS EQUIPMENT

Articles from *Practical Electricity* 1910-11

Edited by Henry Walter Young

A reprint of interesting practical articles from the very early days of radio. 99 pages. £6.85

PASSPORT TO WORLD BAND RADIO 1992

This book gives you the information to explore and enjoy the world of broadcast band listening. It includes features on different international radio stations, receiver reviews and advice as well as the hours and languages of broadcast stations by frequency. 384 pages. £14.50



RADIOTELETYPE CODE MANUAL

10th Edition. Joerg Klingenfuss

This book gives detailed descriptions of the characteristics of telegraph transmission on short waves, with all commercial modulation types including voice frequency telegraphy and comprehensive information on all RTTY systems and c.w. alphabets. 96 pages. £8.00

RESCUE

Paul Beaver & Paul Berriff

This book follows the life and conditions of rescue helicopter crews. This is not drama, this is real life and it makes a true impression of the rescuerecs for the reader. There are transcriptions of air/ground and between crew dialogues, a summary of the main distress and rescue radio frequencies and helicopter base locations. 192 pages. £9.99

SCANNERS (Third Edition)

Peter Rouse GU1DKD

A guide for users of scanning receivers, covering hardware, antennas, accessories, frequency allocations and operating procedures. 245 pages. £8.95

SCANNERS 2

Peter Rouse GU1DKD

The companion to *Scanners*, this provides even more information on the use of the v.h.f. and u.h.f. communications band and gives constructional details for accessories to improve the performance of scanning equipment. 216 pages. £10.95



SHORT WAVE RADIO LISTENERS' HANDBOOK

Arthur Miller

In easy-to-read and non-technical language, the author guides the reader through the mysteries of amateur, broadcast and CB transmissions. 207 pages. £7.99

WORLDWIDE HF RADIO HANDBOOK

Martyn R. Cooke

This book lists high frequencies used by aircraft and aeronautical ground stations. Divided into sections, Military, Civil etc. The book should be easy to use. £6.95

1934 OFFICIAL SHORT WAVE RADIO MANUAL

Edited by Hugo Gernsback

A fascinating reprint from a bygone age with a directory of all the 1934 s.w. receivers, servicing information, constructional projects, circuits and ideas on building vintage radio sets with modern parts. 260 pages. £10.15

BEGINNERS

AN INTRODUCTION TO RADIO DXING (BP91)

R.A. Penfold

How to find a particular station, country or type of broadcast and to receive it as clearly as possible. 112 pages. £1.95

BEGINNER'S GUIDE TO RADIO

9th edition Gordon J. King

Radio signals, transmitters, receivers, antennas, components, valves and semiconductors. CB and amateur radio are all dealt with here. 266 pages. £8.95

ELECTRONICS SIMPLIFIED - CRYSTAL SET CONSTRUCTION (BP92)

F.A. Wilson

Especially written for those who wish to take part in basic radio building. All the sets in the book are old designs updated with modern components. 72 pages. £1.75

This is only a small selection of our Book Service selected as being of particular interest to SWM readers. See last month's issue for further titles. Our sister publication, Practical Wireless, carries titles for the radio amateur.

Radio / Tech Modifications

Modifications for:
Alinco
ICOM
Kenwood
Yaesu
CB's
Scanners
Others

RADIO TECH MODIFICATIONS NUMBER 3

This book is intended as a reference guide for the experienced radio technician. Produced for the US market, it contains modification instructions for a wide range of scanners, CB rigs and amateur equipment, including Alinco, Icom, Kenwood, Yaesu and other makes. 160 pages. £9.95

SHORT WAVE COMMUNICATIONS

by Peter Rouse GU1DKD

International frequency listings for aviation, marine, military, government, space launches, search and rescue and more

pw publishing ltd.

SHORT WAVE COMMUNICATIONS Peter Rouse GU1DKD

A new book from the world-processor of this best-selling author. Covers a very wide area and so provides an ideal introduction to the hobby of radio communications. International frequency listings for aviation, marine, military, space launches, search and rescue, etc. Chapters on basic radio propagation, how to work your radio and what the controls do, antennas and band plans. 187 pages. £8.95

ALYNTRONICS

129 CHILLINGHAM ROAD, HEATON,
NEWCASTLE-UPON-TYNE NE6 5XL TEL: 091-2761002

THE ONLY AUTHORISED DEALER IN THE NORTH-EAST FOR

ICOM & YAESU

WE ALSO STOCK MANY OTHER ITEMS OF EQUIPMENT FROM
MFJ ★ BUTTERNUT ★ CUSHCRAFT TONNA ★ DIAMOND ★ AOR
BEARCAT ★ FAIRMATE ★ JUPITER ★ LOWE ★ TEAM
MIDLAND ★ NEVADA ★ CTE ★ WELZ
★ REVEX ★ BOOKS & MAPS ★



LICENSED CREDIT BROKER



OPEN 10am - 5.45pm TUES - FRI 10am - 4.45pm SAT

AUDIO GUIDE TO THE SOUNDS OF SHORTWAVE

Recordings of the sounds of RTTY, CW, SITOR, FAX, encryption systems etc. to help the listener identify the various transmissions active on the bands. Over 30 live recorded examples



AUDIO GUIDE TO THE SOUNDS OF SHORTWAVE

This tape contains over 30 of the most commonly heard transmission sounds on the shortwave bands. They include RTTY, CW, SITOR FAX, encryption systems, etc., which will help the listener to identify the various transmissions. It is indispensable for new shortwave listeners and will serve as a reference guide to the older ones.

Price **£8.25** incl. UK postage. Overseas post add £1 airmail worldwide.

THE UK SCANNING DIRECTORY

Here is the book that every scanner owner has been waiting for! It fills in the parts that other books leave blank. Lists over 5000 spot UK frequencies nationwide from 30MHz to 1GHz, gives the band plan, covers public utilities, security, telephone, military and lots more.

Price **£14.95** incl. UK postage. Overseas post add £2 for ECC and seamlor of £5 airmail.

INTERPRODUCTS

542, 8 Abbot Street, Perth PH2 0EB, Scotland
Tel & Fax: 0738-441199



SERVICE MANUALS

Available for most Video Recorders, Colour & Mono Televisions, Cameras, Test Equipment, Amateur Radio Vintage Valve Wireless, Any Audio, Music Systems, Computers, Kitchen Appliances etc. Equipment from the 1930s to the present and beyond. Over 100,000 models stocked, originals and photostats. FREE catalogue Repair & Data Guides with all orders.



MAURITRON TECHNICAL SERVICES (SWM),

8 Cherry Tree Road, Chinnor, Oxfordshire, OX9 4OY
Tel: (0844) 51694 Fax: (0844) 52554



Computer control of Your Radio with SCANCAT

- * One program controls all radios
 - * Unlimited frequency disk files
 - * Create your own presets
 - * Scan between any frequencies in any increment
- * Create databases of popular frequencies
 - * Load Memories
 - * Kenwood R-5000 and others
 - * Yaesu FRG-9600 and others
- * IRC NRD-525
 - * AOR 3000 with Spectrum Analysis
 - * Icom's R-71, R-72, R-7000 (most others)

\$49.95 plus \$5.00 post
FREE INFO
DEMO \$5.00 plus \$2.50 post
Visa - Mastercard - AmEx or Money Order

Requires PC compatible with 1 serial port - Interface for Radio.

Once you use SCANCAT with your radio you will never use your radio again without SCANCAT!

J & J Enterprises - 4001 Parkway Dr. Bossier City, LA, USA 71112
PH. 318-631-3081 (1400-2100 GMT) or FAX 318-631-3082



Used amateur radio equipment bought, sold and exchanged - receivers a speciality - mail order no problem. Send SAE for lists.

Phone Dave on 0206 564134.

Anytime. Callers by appointment.

G4TNY Amateur Radio

PO BOX 1790, COLCHESTER CO2 8TY

YORKSHIRE

KENWOOD

Alan Hooker Radio Communications

YAESU

42 Netherhall Road, Doncaster.

Tel: (0302) 325690 Open: Mon-Sat 10-5pm
Closed Thursdays.

ICOM

& most Scanners

SCANNER OWNERS

Listen in when you are 'out' with the amazing AUTO-VOX

Connect to any receiver with a squelch control and the AUTO-VOX will automatically switch your tape recorder on and off as signals are detected. A MUST for all scanner owners.

Return to a neatly compressed tape of all the action

The AUTO-VOX may be fitted directly into larger scanners or recorders, taking its power from the rig itself, or housed separately in the free project box supplied. Supplied as a kit with all parts and instructions or ready built and tested.

KIT £12.50 AUTO-VOX BUILT £25.00

Turbo-Charge your scanner with a little help from RADIO RESEARCH

AR 1000/2000 - FAIRMATE HP100/200 - Full coverage modification. 0.5-1300MHz. Upgrades your rig with NO GAPS - Why pay more? £5.00

Customising Packs for REALISTIC PRO-2004, 2005, 2006 & 2022. Full of useful mods for your set. (State pack required)..... £5.00

S-Meter Driver for REALISTIC PRO-2004, 2005, 2006..... £17.50

400 Channel Upgrade for REALISTIC PRO-2004 with Super-Scan rate..... £5.00

Send a SAE for full details and prices of all our scanner upgrades

RADIO RESEARCH (SWM) 3 Pasture Close, Whitmore, Staffs. ST5 5DQ

HIGH POWER TRANSMITTER VALVES

Klystrons, Magnetrans, 4CX350A, 4CCX1000A, 4CX250B QY3-125, QY4-250, etc. One million valves in stock. Phone or fax for quote, discounts for large valve inquiries. Orders from manufacturers, Govt. Depts., overseas etc., welcome. WANTED VALVES EG. KT88, KT88, PX4, PX25, Klystrons, Magnetrans, Transistors, I.C.s. If possible send written list - we reply same day. Cash waiting. SPECIAL OFFERS - 572B Valve foreign but tested, perfect (Brand is B.E.) £30 + VAT P&P paid. Socket for 4CX250B with chimney. Used but perfect @ £20 + VAT P&P paid. 4CX250B ITT used but tested. OK. £20 + VAT P&P paid

BILLINGTON EXPORT, Oakdene Industrial Estate, Near Horsham RH13 8AZ. Callers by appointment only. Tel: (0403) 865105 FAX: (0403) 865106.
Minimum order £50 (UK/export) + VAT.

G2VF LOOP ANTENNAS WITH ATU FOR HF HAM BAND TRANSMISSION

(SWR One to One 40, 15 and 10 One Point Five to One 80 and 20) AND SWLS LONG AND MEDIUM WAVE FOR BCLs. Loops 21 inches square or triangle. No special skills required. Circuits, Parts Lists sources of supply assembly data. HIGH FREQUENCY LOOP 80 to 10 Metres £5. LONG AND MEDIUM WAVE LOOP FOR BCLs £3. LONG MEDIUM SHORT WAVE LOOP 1500 to 10 METRES FOR BCL SWL £8. SHORT WAVE ATU LOOP OR LONG WAVE £4. PRE AMP LW MW S WAVE £2. PHOTOCOPY HRO MANUAL £4. MW LOOP WITH PRE AMP ATU £3. PRE AMP FOR G2VF HF LOOP OR ATU £4. SHORT WAVE ATU BUILT-IN PRE AMP FOR LOOP OR LONG WAVE £7. SAE details. All projects D.I.Y. METAL DETECTOR £2. F. G. Rylands, 39 Parkside Avenue, Millbrook, Southampton SO1 9AF. Tel: (0703) 775064.

Index to Advertisers

Aerial Techniques	49		
Air Supply	64		
Alan Hooker Communications	64, 68		
Alyntronics	68		
Amdat	56		
AOR	42		
ASK Electronics	26		
Aviation Hobby Centre	41		
Billington Valves	68		
Chevet Books	65		
Circuit Distribution	61		
CM Leisure Sales	56		
Colomor (Electronics)	56		
Comar	64		
Datong	23		
Dewsbury	62		
Dressler	23		
Elliott Electronics	70		
ERA	24		
F G Rylands	68		
Flightdeck	64		
Garex Electronics	41		
G4TNY Amateur Radio	68		
Holdings Amateur	56		
Hoka Electronics	65		
Howes, C M	22		
Icom UK Ltd	55, cover iii		
ICS Electronics	61		
Interproducts	68		

Radio Shack	63
Radio Research	68
Rapid Results College	62
SRP Trading	60
SMC	13
Short Wave Centre, The	56
Sky View Systems	24
Solid State Electronics	29
Sigma Euro Comm	62
South Notts Club	70
Timestep	63
Technical Software	65
Waters and Stanton	32, 33
Javation	71
J & J Enterprises	68
J & P Electronics	65
Klingenfuss	24
Lake Electronics	49
Lee Electronics	49
Link Electronics	29
Lowe Electronics	8, 9, 50, cover iv
Martin Lynch	29, 41
Mauritron	68
Nevada Communications	18, 19, cover ii
OBA Electronics (Sony Centre)	71
Practical Wireless	70

PUBLISHED on the fourth Thursday of each month by PW Publishing Ltd., Enetco House, The Quay, Poole, Dorset BH15 1PP. Printed in England by Southernprint (Web Offset), Factory Road, Upton Industrial Estate, Poole, Dorset BH16 5SN. Tel: (0202) 622226. Distributed by Seymour, Windsor House, 1270 London Road, Norbury, London SW16 4DH. Tel: 081-69 1899, Fax: 081-679 8907, Telex: 881245. Sole Agents for Australia and New Zealand - Gordon and Gotch (Asia) Ltd.; South Africa - Central News Agency Ltd. Subscriptions INLAND £21, EUROPE £23, OVERSEAS (by ASP) £25, payable to SHORT WAVE MAGAZINE, Subscription Department, PW Publishing Ltd., Enetco House, The Quay, Poole, Dorset BH15 1PP. SHORT WAVE MAGAZINE is sold subject to the following conditions, namely that it shall not without the written consent of the publishers first having been given, be lent, re-sold, hired out or otherwise disposed of by way of trade at more than the recommended selling price shown on the cover and that it shall not be lent, re-sold, hired out or otherwise disposed of in a mutilated condition or in any unauthorised cover by way of Trade, or affixed to or as part of any publication or advertising, literary or pictorial matter whatsoever.

trading post

FOR SALE Sony ICF-2001D receiver, frequency range a.m. 0.15-30MHz f.m. 76-108MHz and air 116-136.6MHz, 36 memories, s.s.b., c.w., b.f.o. and scan, in good condition, boxed and ready for dispatch. Will give demo to anyone in Pwllheli area, £225 o.n.o. Tel: (0758) 613179.

FOR SALE Sony AIR 7 airband scanner, £95. Havard 40-channel hand-held CB radio, £30. Tel: 081-391 2879 Chessington.

FOR SALE Eddystone 730/4, immaculate, £110. Airmec C864 receiver, very heavy, £10. Both with manuals. SEM Multifilter, £30. Dressler ARA30 active antenna, £30. MM2000 RTTY to TV converter, £30. Brian. Tel: (0422) 206539 Halifax.

EXCHANGE my HS Publications de-luxe D-100 TV converter, cost £90 when new, **FOR** a Sony ICF-C1000f.m./a.m. world time clock radio, cost £50. Please write to Michael. 58 Baylis Road, Slough, Berks SL1 3PJ.

Fill in the order form on page 72 in **BLOCK CAPITALS** - up to a maximum of 30 words plus 12 words for your address - and send it, together with your payment of **£2.35**, to **Trading Post, Short Wave Magazine, Enefco House, The Quay, Poole, Dorset BH15 1PP**. If you do not wish to cut your copy of *SWM*, or do not wish to use the order form provided, you must still send the corner flash or your subscription number as proof of purchase of the magazine. Advertisements from traders, apparent traders or for equipment which it is illegal to possess, use or which cannot be licensed in the UK will not be accepted.

FOR SALE AOR2500 scanner, boxed, £350. Philips D2935 digital world receiver, £80. Tel: (0473) 685889 evenings.

FOR SALE Icom R-7000, boxed, immaculate from first date of purchase. Never been used! 25-2000MHz, £730. Norman. Tel: (03302) 5002 evenings only, Kincardineshire, Scotland.

FOR SALE AOR2000 scanner (July 91), 500kHz-1.3GHz, p.s.u., mains and 12V, soft leather case, NiCads, etc., £200. Tel: 031-447 4169.

FOR SALE ICS FAX-1. Receives WXFAX maps, Navtex, RTTY with manual, £115. Also Epson FX-1000 wide-carriage printer for above, £220. Tel: 071-625 9546 London.

FOR SALE Sony AIR 7 hand-held scanner complete with manual and VHF/UHF Frequency Guide, £100. Andy. Tel: 051-638 1969.

FOR SALE JIM M75, new, boxed, change of location not now required, £55. Yates. 63 Greenfield Road, Colwyn Bay, Clwyd LL29 7PW.

FOR SALE Sangean ATS-803A, used a couple of times, £90. 150kHz-29.999MHz and v.h.f./f.m. stereo radio alarm clock, sleep mode. Carlo. Tel: (0904) 433300 ext 3318 after 7pm, York.

FOR SALE Realistic PRO-2006 scanner 25-1300MHz 400 channels, 9 months old, mint condition, £190 or will exchange for Sony ICF-2001D. Tel: (05394) 45032.

FOR SALE Realistic PRO-2005 scanner, 400 channels, v.g.c., £210. Tel: 071-722 4684.

FOR SALE Yaesu 7000 plus MkII Microreader, also computer screen plus keyboard, £300. Tel: (0444) 483224.

More Trading Post on Page 72

SWM SUBSCRIBERS' CLUB

If you have a subscription then you will know all about the Short Wave Magazine Subscribers' Club. If you don't then read on. Membership is free and automatic for all subscribers to this magazine and is our way of saying thank you to all those who have had faith to pay for it 'up front'. Each month there are Special Offers and occasional competitions with some really useful prizes to be won.

This month we are offering SWM Subscribers' Club Members a free Trading Post advertisement.

Trading Post is one of the popular sections of the magazine. The normal cost of an insertion in Trading Post is £2.35 including VAT, but for the period of this offer, Subscribers' Club members can have just one insertion free. All the usual rules still apply, of course. Those members who get their completed Trading Post form (see page 72) into the Poole Offices before 17 April will get their free insertion in the May 92 issue, while those received after that date, but before the closing date, will be put into the June 92 issue.

This offer closes on 30 April 1992

Be sure of your copy every month and qualify for the Subscribers' Club as well. Special offers and discounts normally available to all members, including those abroad.

Please indicate the type of subscription required:

SHORT WAVE MAGAZINE 1 YEAR

- £21.00 (UK)
- £23.00 (Europe)
- £25.00 (Rest of World)

PRACTICAL WIRELESS 1YEAR

- £19.00 (UK)
- £21.00 (Europe)
- £22.00 (Rest of World)

SPECIAL JOINT SUBSCRIPTION 1 YEAR ONLY

- £34.00 (UK)
- £37.00 (Europe)
- £39.00 (Rest of World)

Prices current at March 1992

Subscription to commence with issue dated.....

Please insert my free Trading Post advertisement. I enclose a completed Trading Post form, or copy of the form.

To: PW Publishing Ltd., FREEPOST, Subscriptions Dept., Enefco House, The Quay, Poole, Dorset BH15 1PP

Name.....

Address.....

.....

.....

I enclose cheque/PO (Payable to PW Publishing Ltd) £.....

Charge to my Access/Visa Card the amount of £.....

Card No.

Valid from to

Credit Card Orders can be taken on (0202) 665524.

Signature.....

If you do not want to deface your *SWM* a photocopy of this coupon will be accepted.

FREIDRICHSHAFEN HAMFEST

For only **£118**

Two full days at Europe's largest Hamfest. Arriving by luxury coach, and staying in a first class hotel, with all facilities including en-suite bathrooms.

More details, contact Julian G0LXX on Nottingham

0602 211069 QTHR

Promoted by
**SOUTH NOTTS AMATEUR
RADIO CLUB
S.N.A.R.C.**

Short Wave Receivers & Scanners
Aerial Accessories & Masts



ELLIOTT ELECTRONICS

for the Radio Enthusiast



RIGS, ANTENNAS, SWR BRIDGES, POWER SUPPLIES, TEST GEAR, COMPONENTS, MORSE KEYS, COAXIAL CABLES, ROTATORS, MICS, PLUGS AND SOCKETS, SWITCHES.



Books for radio amateurs
FAMOUS "Complete Guide to VHF/UHF Frequencies 26-2250MHz"

JAYBEAM AMATEUR ANTENNAS
APPOINTED DISTRIBUTOR

Call us on LEIC.

553293

OR COME AND LOOK AROUND AT

QSY OLD
MAN TO

**60 Hinkley Road
Leicester LE3 0RB**



Instant finance available
Written details on request.



practical Wireless

YOUR SPECIAL LUXURY COACH IS WAITING TO TAKE YOU TO THE
FRIEDRICHSHAFEN HAMFEST 1992!

Don't miss the bus and get left behind!

Every year at the end of June, the attractive town of Friedrichshafen, set alongside beautiful Lake Constance, hosts Europe's largest amateur radio show. The number of visitors usually exceeds 15000, and the huge indoor flea market is second only to the Dayton HamVention.

Getting there

Our reasonably priced trip will enable you to travel there in comfort in our luxury coach. The coach comes equipped complete with video, coffee machine and a toilet. We'll be picking up passengers from Victoria Coach Station in London, early in the morning of Thursday June 25. Then we drive to Dover, to catch one of the first ferries across. We'll arrive in Friedrichshafen late that evening, so there's **no overnight travelling** involved on this holiday!

Where we stay

During our holiday in Friedrichshafen we will be staying for four nights in what is considered to be the best Hotel in town The Buchorner Hof Hotel. Roger Hall G4TNT, has examined the Hotel Bar (very closely!) the rooms, and eaten in the restaurant, and he says it's certainly very luxurious.

Double rooms

The only minor problem is that most of the rooms are doubles. In this

case, they really mean double-beds, not twins! This means that this trip is more suitable for couples, and so we can encourage more husband and wife/or girlfriends to come, we have organised a couple of day excursions for the Friday and Saturday. One trip is to the beautiful Island of Mainau, famous for its flowers and topiary and the other is into the heart of the Black Forest, the home of the cuckoo-clock. Both trips will provide delightful days out.

There's so much to do, so much to see and it's such a good value-for-money trip that the coach will soon be booked up so hurry! The complete holiday including: coach travel, all tolls, four nights Hotel accommodation (with breakfast and evening meal) and excursion costs just £199.95 each (based on two people sharing a room). A few single rooms are available for a supplement of £12.50 a night.

Interested in coming? Why don't you call **Roger Hall G4TNT, on 071-731-6222 during the day or weekends, or the answerphone at night**, for further information. Or you can call **Rob Mannion G3XFD**, the Editor, on **0202-678558** for a chat about the trip. Alternatively you can send your deposit of £25 now to book your place to:

**Friedrichshafen Holiday 1992,
PW Publishing Ltd., Freepost, Enefco House
The Quay, Poole, Dorset BH15 1PP.**

Hurry... don't miss the Friedrichshafen Hamfest '92 bus!

JAVIATION

THE VHF/UHF AIRBAND SPECIALISTS

AT LAST

Our new combined VHF/UHF frequency listing running to over 100 pages is now available. The new publication is in the same format as our previous individual lists and is updated with the same regularity. Not only have we *joined* both lists together but added some extra information as well. Compiled by enthusiasts for enthusiasts (sorry about the cliché!) – The best available or so we would like to think.



VHF/UHF Frequency Listing:

£6.50
+ £1p&p

AR-2000

In stock, £269.00 supplied with FREE leather carry case worth £14.99

MVT-7000

Excellent performance, easy to use, supplied with all accessories – £289.00

ICOM IC-R1

The smallest hand-held available. Special offer until end of March – £330.00

AOR AR-2500

We have a small number of units available at a special price of £399.00 including IBM PC software

Carlton Works, Carlton Street, BRADFORD, West Yorkshire, BD7 1DA
Telephone: 0274-732146 Facsimile: 0274-722627

Sony®
REDDITCH Centre



The **WA8800** incorporates a built-in cassette deck to allow recording of short wave broadcasts.
£229.99 inc VAT

The Travellers' Shortwave Multiband Receiver with Built-in Cassette Deck and 8 Bank Shortwave Reception • FM/MW/8 Band SW Reception • FM Stereo • Auto Reverse Stereo Cassette Deck with Auto Shut-Off • Stereo Recording Facility • Manual Dial Tuning • Programmable Timer Sleep Function (60 minutes) • Digital Clock and Alarm • Dual Conversion System • Tape Counter • Tone Control • Tape Selector • Supplied with stereo microphone, shortwave guide, case and handstrap • Power: 2 x AA size battery 3V DC 240V AC with adaptor

SPECIALIST AIR BAND

FOR SPECIALIST USERS, Sony provides a choice of ruggedly-constructed receivers that deliver a truly impressive array of professional features.

These two high-specification air-band models incorporate multi-way tuning, squelch control, PLL synthesized circuitry, and reception of PSB (Public Service Band) broadcasts, extending their versatility to allow monitoring of fire service, forestry, marine, highway and weather

AIR 7 - £249.99 inc VAT
HANDHELD MULTIBAND RECEIVER WITH 6-WAY TUNING AND CONTINUOUS WAVEBAND COVERAGE INCLUDING AIR BAND

FM/AM/AIR/PSB Reception • PLL Synthesized Circuitry • Continuous AM Frequency Coverage • 6-Way Tuning: 40 Memory Presets, Auto Scan, Memory Scan, Priority Tuning, Manual tuning, 10 Key Direct Tuning • Wideband Coverage • Squelch Control (Auto and Manual) • Key Protection • LCD Display with Light Function • Dual Conversion System • Record Out Socket • 4-Way Power Supply • Supplied with Helical Aerial, Shortwave Guide, Battery Holder, Earphone and Shoulder Strap • Power: 4 x AA size battery • 6VDC • 240VAC with Adaptor (Optional).

PLEASE ADD £5 P&P per order



ICF PRO80 - £299.99 inc VAT

HIGH-SPECIFICATION HANDHELD MULTIBAND RECEIVER WITH FREQUENCY CONVERTOR, 8-WAY TUNING AND CONTINUOUS WAVEBAND COVERAGE INCLUDING AIR BAND

FM/FM Narrow/AM Wide/AM Narrow/VHF/AIR/PSB/UHF Reception • PLL Synthesized Circuitry • Continuous AM Frequency Coverage • 8-Way Tuning: 40 Memory Presets, Memory Scan, Define Scan, Auto Scan, Programme Memory Scan, Priority Tuning, Manual tuning, 10 Key Direct Tuning • Wideband Coverage • Squelch Control (Auto and Manual) • Key Protection • 3 Mode Scan • 2-Step Tone Control • 40 Station Random Memory Presets over 4 Memory Pages • AM/SSB Fine Tuning • LCD Display with Light Function • Dual Conversion System • Record Out Socket • Supplied with Shortwave Guide, PRO80 Frequency Converter, Telescopic Aerial, Earphone, Shoulder Strap, Carrying



OBA Electronics Ltd

58 Evesham Walk, Kingfisher Centre,
Redditch, Worcestershire B97 4AH

Telephone: 0527 65005

Fax: 0527 595096

trading post

FOR SALE Timestep colour framestore, manufactured 1987, excellent condition, little used, £220. Prefer buyer collects. Tel: 081-590 5275 evenings and weekends, Romford, Essex.

FOR SALE HP-100E 1000 memory scanner, 18 months old, £185. Small tuneable pre-amp 100-160MHz, PP3 or 13.8V d.c., £30. FT-707 h.f. transceiver with f.m., £30. IC-02E 144MHz hand-held with soft case and accessories, £175 o.n.o. all v.g.c. Russ. Tel: 081-308 1128.

FOR SALE R210 short wave receiver 16-30MHz converter, ERA Microreader, 8056 serial printer, buyer to collect, complete outfit, £160. Tel: (0778) 421372 after 7pm, Bourne, Lincs.

FOR SALE Trio complete station. TS-820S digital, R820 RX, AT200 tuner, SP230 speaker, TV502S 144MHz transverter, mint condition, offers for whole station or individual items. The Rolls Royce of rigs. David. Don't miss the chance, 'phone now. Tel: (04023) 74043 evenings and weekends.

FOR SALE AOR3000 scanner 100kHz-2036MHz a.m., s.s.b., n.b.f.m., w.b.f.m., 400 memories, mint, boxed, £575. Sky Scan V1300 discone, £30. Both 7 months old. Roy. Tel: (0244) 345974 Chester.

FOR SALE Icom IC-R100 base mobile scanner, boxed, two antennas, £250. Cash only. Rankin. Tel: 051 334 5501 Wirral.

FOR SALE Icom R7000 communications receiver 25-2000MHz, £600. Tel: (0952) 618016.

FOR SALE Yaesu FRG-7700 with a.t.u., FRT-7700 in very good working order and very clean, no offers, £200. Tel: 061-652 5903 after 4pm, answering machine.

FOR SALE Icom IC-R100 base/mobile scanner with accessories, new, boxed, v.g.c., £350. Also Yupiteru MVT-7000 hand-held scanner with accessories, base stand, v.g.c., still under guarantee, £200. Tel: (0905) 770165.

FOR SALE FRG-7 excellent condition with manual, £130 o.n.o. Also FRT-7700 a.t.u., £25 o.n.o. Tel: (0734) 412166 Reading.

FOR SALE Datong active antenna AD370 with power unit, £50. Maplin active antenna

150kHz to 30MHz, cased and tested, £40. Tandy discone antenna 25-1300MHz, mint, £25. Tel: (0379) 652880 Diss, Norfolk.

FOR SALE Lowe HF-225, still under guarantee with D225 synchronous a.m. and f.m. detector, K225 keypad for direct entry, active whip antenna, £390 o.n.o. Also Datong AD370 antenna, £35. Mr Logan. Tel: 071 274 2372 South London.

FOR SALE Fairmate HP-200E scanner, new condition, one year old, £150. James Trutwein. Flat 5, Elmslie Court, East Road, Maidenhead, Berks. Tel: (0628) 27505.

FOR SALE ICS FAX-1 facsimile decoder with manual, computer printer, power supply and leads, excellent condition boxed, £240 o.v.n.o. **FOR SALE** AOR2500 scanner unused, manual, boxed, excellent condition, £340 o.v.n.o. Jonathan. Tel: (0736) 61381 after 6pm.

FOR SALE BBC B computer, colour monitor, 40/80T drive, Watford RAM/ROM board and 32K Shadow RAM board, Teletext adaptor, lots of software and blank disks, complete package, £350 o.n.o. Tel: (0787) 880497 anytime.

FOR SALE Sony AIR-7 scanner, £95. Panasonic RF-840 s.w. receiver, 27 memories, £55. Armstrong AF208 valve tuner/amp chassis, offers. Consider part exchange for Amstrad PCW. Tel: 081-950 3425 Herts.

FOR SALE Comtel NPR 934 transceiver, perfect condition, boxed, may be heard working, buyer collects, £150. Tel: (0452) 301380.

FOR SALE Yaesu FRG-8800, FRV-8800 v.h.f. antenna, few months old, boxed, excellent performance, £450. Grundig Professional Satellit 600, mint condition, 60mtmo computer controlled tuning i.s.b./u.s.b., very good short wave receiver, £230. Eddystone 940 v.g.c., £150. Phillips D2999 mint condition, £150. FRG-7 good condition, £100. Tel: 081-571 5759.

FOR SALE video transfer, 8mm films, slides, photos, titles plus sound track onto VHS. Send s.a.e. for details or Tel: (0570) 481076. Sw-n-Nant, Drefach, Llantbther, Dyfed SA40 9YB.

FOR SALE Realistic PRO2004 scanner, 300 channels, excellent condition, £170. Revco discone antenna, 3 months old, loft use only

with 10m low loss cable, £25. Loss of interest forces sale. Tel: 091-567 4048.

FOR SALE Realistic scanner 200 channels, £150. Two CB, 1 x 40 channel, £60, 1 x 2 channel, £20. Tel: North Chingford 524 7254.

FOR SALE AOR2000 wide range scanner, unwanted Christmas gift, boxed, mint, double coil antenna, complete, scanning guidebook, £220 o.n.o. Tel: (0761) 416387 buyer collects.

FOR SALE Fairmate HP-200E still boxed, as new, with all accessories including batteries, re-charger car adapter and antennas, plus Skyscan portable discone antenna and books. Can deliver, £190 o.n.o. Tel: (0279) 652173 Herts.

FOR SALE Kenwood R5000, VC20, fitted, mint condition with SP430 extension speaker, manual, £630. Also Revco discone unused instructions, £25. **WANTED** Lowe HF-150 receiver and Lowe DX-One antenna, ERA Microreader. Tel: (0753) 840534 Windsor.

FOR SALE AEA Pakratt PK232 MBX multi-mode data controller, c/w manual. Latest software and documentation, driver for IBM-PC or BBC, £250 post paid. G3RDG, QTHR. Tel: 081-455 8831.

FOR SALE Icom R-71E communications receiver, f.m. board fitted, Microreader, Global a.t.u., Olivetti printer, cost over £1000 new, accept £750. Or EXCHANGE for telescopic rifle sight plus cash. Greg. Tel: (0535) 274134 after 6pm, Bradford area.

FOR SALE Racal RA17, excellent condition, complete with works steel cabinet and workshop manual, £150. Scanner PRO2022 as new boxed, £120. Tel: (0432) 263295.

FOR SALE Lowe HF-225 general coverage receiver, excellent condition, £275. GEC 402D general coverage receiver (ex-BBC) very good condition, manual, spare valves, etc., £250. Tel: 061 962 7577.

FOR SALE Yaesu FRG-7700 receiver 0-30MHz a.m., f.m., i.s.b., u.s.b., clock, memories, digital read-out with manual, good as new, £265 cash. Tel: 081-207 0706 Borehamwood, Herts.

FOR SALE Trio TS-120S transceiver, 100W s.s.b./c.w., h.f. mint and boxed, £365. Gares 200N scanner, base/mobile, mint and home use only, £160. Tel: (0679) 64393, Greatstone.

FOR SALE AR1000 hand-held scanner, excellent condition, 1000 memories, boxed, complete with soft protective case, mains and car charger, NiCad batteries, earpiece, flexible antenna, a.m., n.f.m., w.f.m., £150 o.n.o. Tel: (0737) 352582 evenings, Banstead, Surrey.

FOR SALE Sony Air-7 airband, p.s.b., f.m., plus 150-2194kHz s.w./m.w./l.w., mint, boxed, instructions, £145. Sony 7600D 150kHz-30MHz a.m./s.s.b. plus f.m. broadcast, £95, boxed, mint, includes p.s.u. Tel: (0277) 201423.

FOR SALE Realistic PRO-32A scanner, 200 channels 68-88, 108-135, 138-174MHz v.h.f. and 380-512MHz u.h.f., includes rubber antenna, manual, test report and NiCad batteries, £55. Brian. Tel: 031-346 0195.

FOR SALE Yaesu FRG-9600, Raycom Mk 5 conversion plus video board, 100kHz-950MHz receiver. Also Royal discone antenna, mint condition, £450 o.n.o. Tel: (0922) 692641 West Midlands.

FOR SALE One Kenwood R500 receiver with YK-88A-1 and YK-88C crystal filters, as new, £650. One Jupiter MVT-5000 scanner as new, £175. One Fairmate HP-100E scanner, £175. All o.n.o. Tel: 021-378 1791.

FOR SALE Icom IC-R1 communications receiver, one year old, good condition with BP90 battery pack box, inst charger, etc., £300 o.v.n.o. Tel: (04565) 365 Inverness area.

WANTED Yaesu FT-101 s.s.b. transceiver. Tel: (0908) 511095 evenings, Milton Keynes.

FOR SALE Sony ICF-2001D h.f. receiver, mint, £180. AOR-2001 scanner, £165. Steve. Tel: (0283) 67193, Burton-on-Trent.

FOR SALE FRG-7 as new, boxed, complete with manual, £135. Tel: (0798) 875442 West Sussex.

FOR SALE Lowe HF-225, 12 months old, mint condition, boxed with manual, p.s.u., plugs, etc., a brilliant performer, £310 or best offer inc insurance and delivery. Mr Steve Holland. 41 Airedale Road, Airedale, Castleford, West Yorkshire WF10 3ED.

TRADING POST ORDER FORM PLEASE WRITE IN BLOCK CAPITALS

Please insert this advertisement in the next available issue of *Short Wave Magazine*.

I enclose Cheque/P.O. for £..... (£2.35).
(Cheques and Postal Orders should be made payable to *Short Wave Magazine*).

A photocopy of this form is acceptable, but you must still send in the corner flash below, as proof of purchase.

Name

Address

.....

.....

.....

.....

.....

.....

.....

.....

.....

Signature Expiry date of card

		(30)	
		(42)	

THE WORLD AT YOUR FINGERTIPS



IC-R9000 State-of-the-art communications receiver.

There is no better way to listen to the world than with the ICOM IC-9000, a worldwide communications receiver in a class of its own.

The receiver has continuous all-mode, super wideband coverage of 30kHz to 2GHz, 1000 memory channels and a highly advanced CRT display that shows you a wide variety of important information.

- All mode capability.
- Multi-function CRT display.
- Icom's innovative DDS system.
- Visual signal confirmation by spectrum scope.
- CI-V system for computer control.
- 8 advanced scan functions.

and may be used as a spectrum scope for spotting random signals that pass unnoticed with ordinary receivers. It also allows easy editing of the 1000 memory channels and by connecting an RTTY/Packet terminal, data received can be displayed on the screen.

The list of innovations available to you on the IC-9000 is truly impressive and to appreciate them fully we would suggest a visit to your nearest ICOM dealer.

- IF shift, notch filter and noise blanker.
- Dual clock plus sleep and daily timers.
- Excellent sensitivity & frequency stability in all ranges.
- Wide variety of tuning steps.
- Optional UT-36 voice synthesizer.
- 424(W) x 150(H) x 365(D) mm.

1.



2.



3.



The IC-9000 shown above is the flagship receiver in the ICOM range. Other ICOM receivers to complement the IC-9000 include: 1. IC-R100 base/mobile, 2. IC-R72 HF, 3. IC-R7100 wideband 4. IC-R1 Handheld. ICOM, so good to receive.

4.



For further information about ICOM products and the location of your nearest authorised dealer please contact:
Icom (UK) Ltd. Dept SW Sea Street Herne Bay Kent CT6 8LD
Telephone: 0227 741741 (24hr). Fax: 0227 741742



ICOM

HF RECEIVER TECHNOLOGY

INNOVATION DESIGN MANUFACTURE TECHNICAL SUPPORT

HF-150 Compact Communications Receiver

£329 inc VAT

Designed as a logical alternative to the Japanese 'push button portables', the HF-150 places a 'real radio' within your price reach. Whilst reflecting the Lowe approach to simplicity of operation, the HF-150 nevertheless has all the features and facilities you need. This truly is 'Real Radio'.

Frequency coverage: 30kHz - 30MHz
Modes: USB/LSB/AM/Sync. AM (Selectable S'band)
IF Bandwidths: 2.5kHz & 7kHz
Tuning: 8Hz steps with variable speed
Memories: 60 holding frequency & mode



Aerial inputs: 600 ohms, 50 ohms & Hi-Z Whip
Power: 12Vdc from mains adaptor (supplied)
Case: All-metal light alloy case
Size: 185mm(W) x 80mm(H) x 160mm(D)
Weight: 1.3kg (less batteries)



Frequency coverage: 30kHz - 30MHz
Modes: AM/LSB/USB/CW/NBFM (Sync AM optional)
Filters: 6 Input bandpass filters
Tuning steps: 8Hz - 125Hz (stepped by mode)
Construction: Fully floating chassis

Remote control: RS232C Computer interface (optional)
Memories: 30 holding a host of data
Tuning: Spin-wheel, keypad & MHz button freq. entry
Power supply: 110-120 or 220-240Vac 50Hz
Size: 483mm(W) x 88mm(H) x 320mm(D)

HF-225 Gateway to the World

£429 inc VAT



Frequencies: 30kHz - 30MHz
Tuning: 8Hz steps.
Memories: 30 channels
Filters: IF filters for all modes fitted
Tuning: Keypad & spin-wheel
AM/FM Sync. Detector (optional)
Keypad for remote entry (optional)
Excellent quality at reasonable cost

LOWE ELECTRONICS LIMITED

Chesterfield Road, Matlock, Derbyshire DE4 5LE Tel: 0629 580800 Fax: 0629 580020

Barry (S Wales): 0446 721304 *Bournemouth: 0202 577760 Bristol: 0272 771770
Cambridge: 0223 311230 Cumbernauld: 0236 721004 London (Heathrow): 0753 545255
London (Middlesex): 081-429 3256 Newcastle Airport: 0661 860418 *Closed on Monday

Sole appointed UK Distributor for KENWOOD Amateur Radio

