

SHORT WAVE  
MAGAZINE


# shortwave magazine

February 1992 £1.75 ISSN 0037 - 4261

## AIRBAND SPECIAL ISSUE

### Air Traffic Control In The UK

How Aircraft Are Controlled Safely And Efficiently




### REVIEWED THIS MONTH

**The New Drake R8E Communications Receiver**

### PLUS

**NON-DIRECTIONAL BEACONS**

**What They Are And How To DX Them**



**Regular Features**  
**Airband, Scanning, Junior Listeners,**  
**SSB Utility Listening,**  
**Propagation and Broadcast Enthusiasts**



# NEVADA™

## Extra Wideband Scanning Power New Models With Even More Facilities!

### JUST RELEASED. NEW HP2000

Now with continuous coverage featuring a complete re-design and new p.c.b. layout

\* Frequency coverage:- 500KHz - 1300MHz with no gaps

- \* 1,000 channel memory
- \* Receives AM - FM - Wideband FM
- \* Search steps selectable from 5KHz to 995KHz
- \* Keypad or rotary tune controls
- \* Switchable 10dB attenuator

Each set is supplied with:-

- \* Full set of high power NiCad rechargeable batteries
- \* UK spec. charger
- \* Three antennas - VHF, UHF, short wave telescopic
- \* Carrying case, belt clip, shoulder strap
- \* Dc cable for car cigar adaptor supply
- \* Earpiece for private listening..... **£269**

### NEW Nevada MS1000 Mobile/Base Scanner

An exciting new scanner with all the specifications of the HP200 above plus:-

- \* Switchable audio squelch
- \* Tape recorder output socket
- \* Automatic tape recorder switching circuit switches tape recorder on when a signal is present
- \* All metal case for improved EMC compatibility..... **£279**



Available From Authorised Dealers Throughout The UK.

Nevada Communications, 189 London Road, North End, Portsmouth. PO2 9AE

Send in £2 now for our LATEST CATALOGUE with full details of our complete product range (includes a £2 voucher).



**VOL. 50 ISSUE 2 FEBRUARY 1992  
ON SALE JANUARY 23**

(Next Issue on sale FEBRUARY 27)

**EDITOR: Dick Ganderton, C. Eng., MIEE, G8VFH**

**ART EDITOR: Steve Hunt**

**NEWS & FEATURES: Elaine Richards G4LFM**

**TECHNICAL ARTIST/PHOTOGRAPHER: Rob Mackie**

#### EDITORIAL

*Enefco House, The Quay,*

*Poole, Dorset BH15 1PP*

**TEL: (0202) 678558**

**FAX: (0202) 666244**

**CREDIT CARD ORDERS: (0202) 665524**

*(Out of hours service by answering machine)*

#### ADVERTISEMENT DEPARTMENT

##### ADVERTISEMENT MANAGER

**Roger Hall G4TNT**

**TEL: 071-731 6222**

**FAX: 071-384 1031**

##### ADVERTISEMENT PRODUCTION (Poole)

**Marcia Brogan**

**TEL: (0202) 676033**

**FAX: (0202) 666244**

© PW PUBLISHING LTD. 1992.

Copyright in all drawings, photographs and articles published in *Short Wave Magazine* is fully protected and reproduction or imitation in whole or in part is expressly forbidden. All reasonable precautions are taken by *Short Wave Magazine* to ensure that the advice and data given to our readers is reliable. We cannot however guarantee it and we cannot accept legal responsibility for it. Prices are those current as we go to press. *Short Wave Magazine* is published monthly for \$40 per year by PW Publishing Ltd., Enefco House, The Quay, Poole Dorset BH15 1PP. Second class postage paid at Middlesex, NJ. Postmaster: send address changes to C & C Mailers International, 40 Foxhall, Middlesex, NJ 08846.

## contents

- 10** Navtex Part 2  
*Jeff Harris G3LWM*
- 15** Air Traffic Control in the UK  
*Ben Nock G4BXD*
- 21** DXing Non-Directional Beacons  
*Ben Nock G4BXD*
- 25** HF Airband Communications  
*Philip C. Mitchell*
- 31** Aero Radiobeacons  
*Percy Tannac & Colin Frowen*
- 33** **SPECIAL OFFER**  
*Buy a Nevada WB 1300 Wide Band Omni-directional Antenna and save £10*
- 37** The Drake R8E Communications Receiver  
Reviewed *Mike Richards*
- 40** Televisions for the DXer  
*Tim Anderson*

AIRBAND SPECIAL

**Cover:**  
Airband has a large following amongst the readers of SWM. Our dramatic cover picture shows two Tornados, flying in close formation, captured by the camera of Sgt. Rick Brewell ABIPP of the RAF Public Relations department.  
*(Crown Copyright)*

**short wave magazine**

**AIRBAND SPECIAL ISSUE**  
**Air Traffic Control in The UK**  
*How Aircraft Are Controlled Safely And Efficiently*



**REVIEWED THIS MONTH**  
The New Drake R8E Communications Receiver

**PLUS**  
NON-DIRECTIONAL BEACONS  
What They Are And How To DX Them

**Regular Features**  
Airband, Scanning, Junior Listeners, SSB Utility Listening, Propagation and Broadcast Enthusiasts

February 1992 £1.25 ISBN 0927 4281

### REGULARS

- |    |                        |    |                       |
|----|------------------------|----|-----------------------|
| 51 | Airband                | 2  | Letters               |
| 47 | Amateur Bands Round-up | 62 | Long Medium & Short   |
| 45 | Bandscan North America | 6  | News                  |
| 7  | Book Reviews           | 42 | Propagation           |
| 74 | Book Service           | 66 | Radio Line            |
| 59 | Decode                 | 4  | Rallies               |
| 48 | DXTV Round-up          | 46 | Satellite TV News     |
| 2  | Editorial              | 52 | Scanning              |
| 7  | Errata                 | 2  | Services              |
| 4  | Grassroots             | 43 | SSB Utility Listening |
| 54 | Info in Orbit          | 55 | SWM Subscribers' Club |
| 76 | Index to Advertisers   | 77 | Trading Post          |
| 5  | Junior Listener        | 66 | Watching Brief        |

...GOOD LISTENING

**ANTENNA SPECIAL OFFER  
COUPON SWM FEB 1992**



# editorial

## SWM SERVICES

### Subscriptions

Subscriptions are available at £21 per annum to UK addresses £23 in Europe and £25 overseas. Subscription copies are despatched by Accelerated Surface Post outside Europe. Airmail rates for overseas subscriptions can be quoted on request. Joint subscriptions to both *Short Wave Magazine* and *Practical Wireless* are available at £34 (UK) £37 (Europe) and £39 (rest of world).

### Components for SWM Projects

In general all components used in constructing SWM projects are available from a variety of component suppliers. Where special, or difficult to obtain, components are specified, a supplier will be quoted in the article.

The printed circuit boards for SWM projects are available from the SWM PCB Service.

### Back Numbers and Binders

Limited stocks of most issues of SWM for the past five years are available at £1.80 each including P&P to addresses at home and overseas (by surface mail).

Binders, each taking one volume of the new style SWM, are available price £5.50 plus £1 P&P for one binder, £2 P&P for two or more, UK or overseas. Please state the year and volume number for which the binder is required. Prices include VAT where appropriate.

Orders for p.c.b.s, back numbers, binders and items from our Book Service should be sent to **PW Publishing Ltd., FREEPOST, Post Sales Department, Enefco House, The Quay, Poole, Dorset BH15 1PP**, with details of your credit card or a cheque or postal order payable to PW Publishing Ltd. Cheques with overseas orders must be drawn on a London Clearing Bank and in sterling.

Credit card orders (Access, Mastercard, Eurocard or Visa) are also welcome by telephone to Poole (0202) 665524. An answering machine will accept your order out of office hours.

### Radioline

Radioline is alive and well! Although our sister magazine reluctantly decided to close *Wirelessline*, our own Radioline continues. It is now two years ago that we launched the service and it has proved to be popular with readers. In general I try to update it on a weekly basis, either on Friday afternoon or Saturday morning, but some times this is not possible. The recent Christmas holiday period is a good example of that.

You should also note that the number to dial for Radioline has now changed from 0898 654676 to 0891 654676 This is to try to get away from the sleazy connotations that 0898 numbers seem to have acquired. However, you will still be able to dial the old number for another year and get through.



### Special Offers

From time to time we bring you radio related equipment at special prices. We select these Special Offers with great care, both to ensure that what is being offered is of good quality and reputable manufacture and will provide you with something of use for your hobby. Occasionally, I get the odd letter of complaint from a reader about some problem or other, but these are usually quickly resolved. However, the recent Special Offer for the Revex RA980 Wide Band Active Antenna brought some quite nasty anonymous 'letters' accusing the magazine of ripping off the readers. As I cannot reply directly to such letters, let me say here that our Special Offer antenna is not the same as the those being sold by Henrys or Argos - a Rolls Royce is not the same as a Ford, other than that they are both motor cars!

# letters

### Dear Sir

I note that the January 1992 issue of *Short Wave Magazine* was the start of Volume 50.

Passing such a milestone should not go unnoticed especially by a group which has had so much good publicity within the pages of *Short Wave Magazine*.

Here, then, are the congratulations from the Committee of BARTG to all those involved with *Short Wave Magazine*, both now and over the last 50 volumes, for their efforts in producing the magazine. The end result is a magazine which is bulging with articles to interest any keen listener and also, I suspect, many transmitting amateurs as well.

I have read the magazine since I was first licensed in 1975, (though my collection goes way back to before Volume 10), and I can honestly say that the current version of *Short Wave Magazine* is the best I've read. I hope I'm around in fifty years time

because the *Short Wave Magazine* of 2041 will be, I'm sure, totally different from, but equally as good as, the *Short Wave Magazine* of to-day.

Congratulations again and our very best wishes for the future of *Short Wave Magazine*.

**Ian Brothwell G4EAN / G4ATG  
Secretary & Publicity  
Officer  
on behalf of the  
Committee of BARTG.**

### Dear Sir

It has just come to my notice that repairs are quite a dear caper. Why don't the big s.w. receiver firms start an insurance policy. Tandy does one, fully comprehensive for 4 years, plus a year at a time after that. This not only covers the receiver going wrong, but also if the dog gets caught in the leads, etc.

Please let me know if other insurances do short wave receivers. Once I asked a Sony dealer for such an insurance. He said, No but I could do so with a TV! why?

**David Fay  
Flackwell Heath**

### Dear Sir

The letter of Ken Lancaster, SWM November issue, highlights what seems to be a very serious point as regards the repair of expensive radio equipment. Having suffered the same thing myself with a valuable communications receiver with an intermittent fault that was away for twelve months and then paying a £48 solicitors fee to get it back with, I may add, the same fault. Before we pay over hundreds of pounds, why cannot this type of dealer be honest with us and say if it goes faulty do not return it to us, at least we would know where we stood.

**B. Scott, Leicester**



# letters

## Dear Sir

Reading David Simon's account of visiting USA with scanner spurs me to relate my experience.

I was likewise torn between 'taking or leaving' equipment, but the only scanner I then had was an SX200N and as I also worked 2-way amateur communications on 144MHz the rather bulky desk-top scanner stayed at home while I took and Icom IC2E walkie-talkie.

The pre-flight planning had to start 2 months before departure and consisted of:

(a) obtaining a reciprocal amateur licence from the FCC

(b) obtaining a copy of the ARRL's *Repeater Directory* and

(c) placing a blob of solder in the innards of the '2E so as to increase its coverage to US band plans.

I was asked by customs to switch the rig on once but no other problems. A 5/8 magmount whip in my luggage caused no frowns at the X-ray gate, much to my surprise.

Once in the USA my scanning interest was aroused by ordinary analogue-tune broadcast receivers marked with TV channels and a 'weather band' I bought one for \$10. I found that the rig, of walkie-talkie size and shape, had three bands on it. There was the usual medium wave (the USA don't use I.w. for broadcast) and two v.h.f. f.m. bands, 56-108 and 161-214MHz. The first had Band I TV channels 2-6 leading straight onto the 88-108MHz broadcast slot and the second started at the weather band leading on to Band III TV, channels 7-13.

Around New York and the 'Tri-State Area' the weather broadcast was on 162.55MHz and being continuous might be worth checking from the UK for transatlantic Sporadic-E.

Back home this rig has been a useful quick way to check what's doing on the airwaves.

As for my amateur fun and games...that's another story!

**Richard Gosnell, Swindon**

## Dear Sir

My most grateful thanks for inserting my request for help in obtaining the instructions for my Mizuho Sky Coupler KX2. I have been most surprised by the response by receiving copies for both the KX2 and KX3! I am therefore much indebted to those who so kindly replied, so maybe you could publish my most sincere thanks.

I have been an s.w.l. for many years and am 80 next week, having started through my father in the crystal set and early valve set days. Then followed a long gap due to College, Occupation, WWII, until I was ill when a local amateur friend suggested I became an s.w.l. I enjoy construction, but my hands are not so agile now. I still have a copy of a small portable receiver using a frame antenna and powered by grid bias 9V and a 1.5V for an AT5 valve - I made it from SWM while in the army around 43-45 - it worked. I have been using an a.t.u. from July '77 by R. Squance, which gives me attenuator series, parallel, pi and L and still have the magazine, though I have built many others but still favour it. The KX2 was given by an amateur friend as it was passed on to him as using a TX it was of little use to him.

I now have to wait to give the a.t.u. a fair trial as soon as the building alterations finish and I can replace my antenna and earth, so here's hoping.

**H Jones  
Dartmouth**

## Dear Sir

I have a small correction to Part 5 of GW3KJW's article '50 Countries on the 144MHz Band', which states that two-way contacts on 144MHz were made via the moon in 1953.

The first two-way amateur contact via the moon was made on 21 July 1960 on 1296MHz between W1BU and W6HB and is described in the September 1960 issue of *QRT*. However, a 144MHz contact between DL3QA and W1RFU was claimed in the April issue of the German magazine *Das DL-QTC* and the details were reproduced at length in the May 1953 *SWM* by the v.h.f. columnist, A.J. Devon. How many of us remember the callsign hidden by this nom-de-plume?

It turned out that the story was an April Fool hoax with the alleged intention of focusing interest on the possibility of v.h.f. DX via the moon. A.J. Devon was certainly not amused and wrote several paragraphs of scathing comment in his July 1953 column.

Whether the story did anything to promote moon bounce contacts, then many years away, is a matter of conjecture.

**Brian Bower G3COJ, High Wycombe**

## Dear Sir

I read Mr B A Pettit's letter in the November SWM with great interest, my own memories of the Royal Air Force in 1939 may remind older readers of the radio situation then prevailing in what was regarded as the Bomber Force.

In January 1939 I joined No. 83 Squadron at Scampton, the squadron had very recently exchanged its Hawker Hinds for Handley Page Hampdens, I was just out of apprentice training as an aircraft fitter and was pleased to be employed on what to us was 'high-tech' aircraft.

The wireless operators who flew in the Hampdens were lowly airmen, not even of Corporal rank, this situation prevailed until after the war started when overnight they were all made Sergeants, we were dead jealous and the long serving members of the Sergeant's Mess were none too happy to welcome them, I expect it was done so that as prisoners of war they could not be forced to work in Germany, whatever the reason, they richly deserved the extra pay it brought.

Now about the radio fitment on our Hampdens, it was known as the TR9, I wonder if any still exist, I presume they were t.r.f. as I clearly recall the wireless operators walking out to their aircraft carrying in one hand their clip-on parachute and in the other a box of plug-in coils, identified by different colours, I suspect one was 'reaction' and the other 'tuning'. The antenna was a long wire with three or four lead balls at the outer end, it was deployed by the wireless operator from his position looking rearwards towards the tail unit, he was also provided with a hand wound winch to reel it in again, and it was a cardinal sin to forget to do so before landing when, of course, it was lost on the final approach, beside giving any unfortunate airmen in the area an awful fright.

I remember that the 'wireless section' was invariably a cosy warm room off the main hangers and when the shout went up for people to help close or open the heavy hangar doors you would indeed be fortunate to get a response from the chaps with a fistful of sparks on their arm, they harboured a belief that such tasks might well ruin their 'touch'.

It saddens me when I realise that few of those wireless operators lived to see the end of the war, maybe those who spent years in some German Prisoner of War camps were the lucky ones?

**John L Alton, Salisbury**

IF YOU HAVE ANY POINTS OF VIEW THAT YOU WANT TO AIR PLEASE WRITE TO THE EDITOR. IF YOUR LETTER IS USED YOU WILL RECEIVE A £5 VOUCHER TO SPEND ON ANY SWM SERVICE.

The Editor reserves the right to shorten any letters for publication but will try not to alter their sense. Letters must be original and not have been submitted to other magazines. The views expressed in letters published in this magazine are not necessarily those of *Short Wave Magazine*.



# grassroots

## rallies

\* Short Wave Magazine & Practical Wireless in attendance \*

**January 26:** The 2nd Lancastrian Rally will be held at the University of Lancaster. Doors open 10.30am for the disabled and 11am for everyone else. **Sue G10HH.** Tel: (0524) 64239.

**February 16:** The Welsh Mobile Radio Rally will be held at the Barry Leisure Centre, off Holton Road, Barry. Doors open 10.30am (10am for the disabled), with trade stands, Bring & Buy, refreshments and free parking. Swimming pool available. Talk-in on S22 with GW3BRS. **Peter GW0BAH.** Tel: (0656) 788502.

**February 16:** The Kidderminster & DARS rally will be held at the Harry Cheshire School, Habberley Road, Kidderminster, Worcs. Doors open 10am. **G8JTL.** Tel: (0384) 894019.

**February 23:** The Bideford Bay ARC will be holding their 5th Taw & Torridge Rally at the BAAC Halls, Bideford. Talk in on S22. **John Denford G0GFK.** Tel: (0237) 476402.

**February 23:** The Northern Cross Radio Rally will be held at Rodilian School, Lofthouse, West Yorkshire. Doors open 11am (10.30am for the disabled). On site parking for 1000+ cars. Dealers, craft stands, Bring & Buy, Morse Tests, Bar and Refreshments. Entry 50p (programme draw prizes). **Dave Gray G0FLX.** Tel: (0532) 827883.

**February 23:** The East Coast Amateur Radio and Computer Rally will be held at The Leisure Centre, Vista Road, Clacton-on-Sea. Doors open 10.30am. Ample Car parking, easy access for disabled, bring the family as there are sports facilities, a swimming pool, children's adventure playground as well as a bar and cafe. **CLPK, 18 Litchfield Close, Clacton-on-Sea, Essex CO15 3SZ.**

**March 7:** The TARS annual rally will be held as a new venue this year, the Temple Park Leisure Centre in South Shields. **Jack G0DZG.** Tel: 091-265 1718.

**March 29:** Bournemouth Radio Society will hold their 5th Annual Radio, Electronics & Computer Sale at Kinson Community Centre, Pelhams, Millhams Road, Kinson, Bournemouth. Doors open 11am, admission 50p including prize draw ticket. Light refreshments available. **Vic G4PTC.** Tel: (0202) 516593 after 1800.

**April 5:** The Launceston 6th Amateur Radio Rally will be held at Launceston College. Doors open 10.30am. **Maggie.** Tel: (040921) 219.

**April 19:** The Centre of England Easter Sunday Radio & Electronics Rally will be held at the National Motorcycle Museum, Bickenhill, near the NEC junction 6 M42. Doors open 10.30am (10am for the disabled) and admission is £1 (concession for RAIBC members and senior citizens). Over 60 traders in three large halls, ample free parking, Bring & Buy, talk-in of S22, bar and restaurant facilities. **Frank Martin G4UMF.** Tel: (0952) 598173.

**April 26:** Bury Radio Society will be holding Hamfeast '92 at the Castle Leisure Centre, Bolton Street, Bury. **L.H. Jones, Mosses Community Centre, Cecil Street, Bury.**

**Acton, Brentford & Chiswick RC:** 3rd Tuesdays, 7.30pm. Feb 18 - Astronomy by G0IIP. Paul Truitt G4WQO. 071-938 2561.

**Barnsley & DARC:** Mondays, 7.15pm. Darton Hotel, Station Road, Darton, Barnsley. Ernie G4LUE. (0226) 716339.

**Bedford & DARC:** Tuesdays, 7.30pm. Allen's Club, Hurst Grove, Bedford. Glenn G0GBI. (0234) 266443.

**Bromley & DARS:** 3rd Tuesdays, 7.30pm. The Victory Social Club, Kechill Gardens, Hayes. Geoffrey Milne. 081-462 2689.

**Chelmsford ARS:** 1st Tuesdays, 7.30pm. Marconi College, Arbour Lane, Chelmsford. Roy Martyr. Chelmsford 353221 ext 3815.

**Cheshunt & DARC:** Wednesdays, 8pm. Church Room, Church Lane, Wormley, Nr Cheshunt. Roger Frisby. (0992) 464795.

**Conwy Valley RC:** 1st Thursdays, 7.15pm. The Studio, Penrhos Road, Colwyn Bay, Clwyd. Merfyn Jones GW4NLL, 72b Princes Drive, Colwyn Bay, Clwyd. (0492) 530725.

**Coventry ARS:** Fridays, 8pm. Baden Powell House, 121 St Nicholas St, Radford, Coventry. Neil Blair. (0203) 523629.

**Derby & DARS:** Wednesdays, 7.30pm. 119 Green Lane, Derby. Jan 29 - Video Show, Feb 5 - Junk Sale, 12th - Visit to Drakelow Power Station, 19th - Building a Motorway by Mr S C Black. Richard Buckby. Ambergate 852475.

**Dorking & District RS:** 2nd & 4th Tuesdays, 7.45pm. Friends Meeting House, South Street, Dorking. John Greenwell G3AEZ. (0306) 77236.

**Edgware & DRS:** Watling Community Centre, 145 Orange Hill Road, Burnt Oak. Hank Kay G0FAB. (081-205 1023).

**Fareham & DARC:** Wednesdays, 7.30pm. Porchester Community Centre, Westlands Grove, Porchester, Fareham, Hants. Rod Smith G0ERS. (0705) 373572.

**Hastings E&RC:** 3rd Wednesdays, 7.45pm. West Hill Community Centre, Croft Road, Hastings. Fridays, 8.30pm. Ashdown Farm Community, Downey Close, Hastings. Reg Kemp. 7 Forewood Rise, Crowhurst.

**Horndean & DARC:** 1st Thursdays, 7.30pm. Horndean Community School, Barton Cross, Horndean. S.W. Swain. (0705) 472846.

**Keighley ARS:** Thursdays, 8pm. The Cricket Club, Ingrow, Nr Keighley. Kathy Bradford. (0274) 496222.

**Maidstone YMCA ARS:** Alternate Thursdays. YMCA Sports Centre, Melrose Close, Maidstone, Kent. Jan 31 - Novice Licence, RSGB Video & Lecture by G0LCH, Feb 14 - Open Night on the Air, 28th - Introduction to Computers by G4AXD. C.L. Roberts. (0622) 670936.

**Mansfield ARS:** 1st Thursdays, 8pm. The Polish Catholic Club, off Windmill Lane, Woodhouse Road, Mansfield. Feb 6 - Chairman's Evening A talk and slide show by G8EHX on his recent visit to China. Mary G0NZA. (0623) 755288.

**Midland ARS:** 3rd Tuesdays, 7.30pm. Headquarters Unit 22, 60 Regent Place, Birmingham B1 3NJ. John Crane G0LAI. 021-742 8712 (evenings).

**Mid-Wales ARC:** Llandrindod Wells. Len Rees. (0597) 823823.

**Mid-Warwickshire ARS:** 2nd & 4th Tuesdays, 8pm. St John Ambulance HQ, 61 Emscote Road, Warwick. Jan 28 - Amiga Graphics. Mike Newell. Kenilworth 513073.

**Nelson & DARS:** Wednesdays. Lancaich Junior School, Nelson, Mid Glam. Leighton Smart. (0443) 411736 evenings.

**Norfolk ARC:** Wednesdays, 7.30pm. The Norfolk Dumpling, The Livestock Market, Harford, Norfolk. Jan 29 - Informal & Committee Meeting, Feb 5 - Construction Techniques by G3TOZ, 12th - Novice Licence by G3DEP, 19th - Science For All by G3PTB, 26th - Informal & Night on the Air. Jack Simpson G3NJQ. (0603) 747992.

**North Bristol ARC:** 3rd Fridays. SHE 7, Braemar Crescent, Northville, Bristol. J. Chris G0LOJ. (0454) 616267.

**North Ferrisby United ARS:** Sundays, 8pm. North Ferrisby United Football Club Social Room, Church Road, North Ferrisby. F.W. Lee. (0482) 650410.

**ARC of Nottingham:** Thursdays, 7.30pm. Sherwood Community Centre, Mansfield Road, Nottingham. Jan 30 - Spring Clean Junk Sale, Feb 6 - Forum, 13th - Series of Mini Talks on Receivers, 20th - WAB Activity and Construction Evening, 27th - Fuses by G0IEG. Rex Beastall. (0602) 733740.

**Poole RAS:** 2nd & last Fridays, 7.30pm. Lady Russell Coates House, rear of Jelico Theatre, Poole College of Further Education, Constitution Hill Road, Poole, Dorset. V. Cotton. (020) 760231.

**Preston ARS:** Alternate Thursdays. The Lonsdale Sports & Social Club, Fulwood Hall Lane, Fulwood. Eric Eastwood G1WCO. (0772) 686708.

**Salisbury R&ES:** Tuesdays. Grosvenor House, Churchfield Road, Salisbury. Bert Newman G2FIX. QTHR.

**Saltash & DARC:** 1st & 3rd Fridays, 7.30pm. TOC H Hall, Burraton, Saltash. A.T. Blackmore. 3 Parkesway, St Stephens-by-Saltash, Cornwall. Tel: Saltash 843472, 842537 or 847705.

**Sevenoaks & DARS:** Sevenoaks DC, Council Offices, Argyle Road, Sevenoaks.

**Shefford & DARS:** Thursdays, 8pm. The Church Hall, Amphill Road, Shefford, Beds. Nigel G1JKF. (0908) 274473.

**South Bristol ARC:** Wednesdays. Whitchurch Folkhouse Assoc, Bridge Farm House, East Dundry Rd, Whitchurch. Jan 29 - Video Evening, Please Bring Your Own with G0AWX, Feb 5 - Computer Evening by G6PJS, 12th - Microwave Evening by G4YTH, 19th - Bring Your QSL Cards - Boast to your Friends with G0FGR, 26th - VHF Activity Evening. Len Baker. Whitchurch 832222.

**Southdown ARS:** 1st Mondays, 7.30pm. Chasely Home for Disabled Ex-Servicemen, Southcliff, Bolsover Road, Eastbourne. Wednesdays & Fridays, 7.30pm. Hailsham Leisure Centre, Vicarage Road, Hailsham.

**Southgate ARC:** 2nd & 4th Thursdays. Winchmore Hill Cricket Club Pavilion, Firs Lane, Winchmore Hill, London N21. Jan 23 - Final Planning & Preparations for the London AR & C Show, Feb 27 - The Hazards of RF Energy at Kings College, London. Brian Shelton G0MEE. 081-360 2453.

**Stevenage & District ARS:** Tuesdays, 7.30pm. Ground Floor Rear Suite, Sitec Building, Ridgmond Park, Stevenage. Peter Daly G0GTE. (0324) 724991.

**Stirling & DARS:** Thursdays, 7.30pm. Brian Muleady. (0324) 36235.

**Stourbridge & DARS:** 1st & 3rd Mondays. Robin Wood's Community Centre, Scotts Road, Stourbridge. Dennis Body G0HTJ. QTHR.

**Stratford upon Avon & DARS:** 7.30pm. The Home Guard Club, Main Road, Tiddington, Stratford-upon-Avon.

**Thornbury & DARC:** Wednesdays, 7.30pm. United Reform Church, Chapel Street, Thornbury. Jan 29 - Bonus Natter Night, Feb 5 - Global Positioning Systems by G0KZP, 12th - General Meeting, 19th - Rig Testing Equipment by G1USW, 26th - VHF/HF Activity Night. Tom Cromack. Thornbury 411096.

**Three Counties RC:** Alternate Wednesdays, 7.30pm. The Railway Hotel, Liphook, Hants. Dec 4 - Quiz Night. Dave G4VKC.

**Todmorden & DARS:** 1st & 3rd Mondays, 8pm. The Queen Hotel, Todmorden. Mrs E Tyler. (0422) 882038.

**Torbay ARS:** Fridays, 7.30pm. ECC Social Club, Highweek, Newton Abbot. Jan 24 - Construction Cup Judging. Walt G3HTX. (0803) 526762.

**Trowbridge & DARC:** 8pm. TA Club, Bythesea Road, Trowbridge. Feb 5 - Surplus Equipment Sale, 19th - Social Evening. G0GRI. (0380) 830383.

**West Kent ARS:** 3rd Fridays, 8pm. The School Annex, Albion Road, Tunbridge Wells, Kent. Feb 7 - Informal Meeting, 21st - The BBC World Service Sighting of Transmitters and Propagation by Richard Davis. John Taylor G30HV. (0892) 664960.

**West of Scotland ARS:** Fridays, 8pm. Scout Shop, 21 Elmbank Street, Glasgow. Jan 31 - The CAA Air Traffic Control Service by GM4SUC. Jack Hood. (0698) 350926.

**Wimbledon & DARS:** 2nd & last Fridays, 7.30pm. St Andrews Church Hall, Herbert Road, SW19. Jan 31 Solomon Isles DXpedition by G3TXF, Feb 14 - General Activity Evening, 28th - Packet Radio for Beginners by G3ZPB. Chris Frost. 081-397 0427.

**Wirral ARS:** 1st & 3rd Wednesdays, 7.45pm. Ivy Farm, Arrowe Park Road, Birkenhead, Wirral.

**York ARS:** Fridays, 7.30pm. York City Social Club, Bootham Crescent, York. K.R. Cass G3WVO. 4 Heworth Village, York.

### Club Secretaries:

Send all details of your club's up-and-coming events to;  
'Grassroots',  
Lorna Mower  
Short Wave Magazine, Enefco House,  
The Quay, Poole, Dorset BH15 1PP



# junior listener

## Station Photo

**Jonathan Tagg** of Coleraine has become a regular contributor to the column. In his latest letter he's sent a photo of his station that I thought you might like to see. The most recent addition to his station is the AR-2800 scanner. Once he'd built up some experience with the AR-2800 Jonathan finds it to be a very good receiver. However, he did hit one snag with noisy s.s.b. reception. The solution was to use the rechargeable batteries instead of the supplied mains unit when using s.s.b. This is actually a common problem and is usually caused by the poor supply modulating the b.f.o. This then gives a 100Hz warble to the s.s.b. signal that can be quite irritating.

The other receiver in Jonathan's photo is a Panasonic radio cassette unit that he uses mainly for recording signal from the AR-2800. He finds this particularly useful when conditions are bad as he can play a call sign over several times in an attempt to identify a station.

I'd like to see more readers stations featured in the column, so why not send me a photo and some details.

## RTTY?

With an increasing number of junior listeners having access to computers, I thought it was about time I covered some of the more complicated transmission systems. There are many systems ranging from Morse code through to the high speed multi-channel types. However, the most popular with short wave listeners are RadioTeLeTYpe (RTTY) signals. These can be found throughout the h.f. bands carrying a wide range of information. Before I go on to describe how the system works, let's see what they sound like. A good frequency to try is 4.489MHz which is used by the Met Office at Bracknell to send weather readings. To receive the signal you should set your receiver for s.s.b. reception and, if you have a choice, use upper sideband. If you're tuned in ok you should hear a rapid warbling sound that varies in frequency as you tune across the signal. Now you've heard what it sounds like, let's find out a little more about this mode.

In the early days of using electricity to communicate, there was great competition to develop systems and codes that could use this new medium. One of the earliest systems to be developed was Morse code. Its effectiveness can be gauged by the fact that it's still

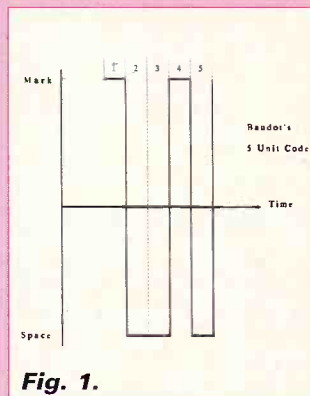


Jon Jones  
PO Box 59  
Fishponds  
Bristol BS16 4LH

widely used today. Although the code is very effective it is not well suited to automatic reception. The main problem with Morse code is the different lengths of each character. For example, the letter E is a single dot or dit, while C is dah-di-dah-dit. This variation in length makes it very difficult to build a machine that will reliably decode and print this system. The result is that a specially trained (and expensive) operator is required at each end of the link.

For the new transmission medium to be a success, it was essential for messages to be printed in plain text. This would make the system available to a much wider range of people and businesses. The breakthrough came in several stages, the first being the development of a code that used five elements to represent each character. This code was developed by Frenchman Jean-Emile Baudot in 1860. This standard character length made it highly suitable for use by an automated system. The code was made-up of individual units, each of which could either be a mark or a space. I've shown an example of how the letter D is constructed in Fig. 1. These early systems all used d.c. voltages passed over wires to communicate between remote stations. A typical system would have used voltages of  $\pm 80$  volts to represent the mark and space respectively. The high voltages were necessary to overcome the resistance of the line and so provide a useful range.

All this was happening at about the same time as the typewriter was being developed and it was this that provided the vital link to make the system user friendly. It wasn't long before these two innovations were combined, using a typewriter



keyboard with some associated mechanics to generate Baudot's five unit code. So was born the modern teleprinter that has been in commercial use for so many years.

The next series of developments came in response to growing demands to communicate over ever greater distances. With the advent of reliable radio systems, it was only a matter of time before someone devised a way of using teleprinters over radio. The solution was to use a technique called frequency shift keying or f.s.k. Despite the complicated name, it's a very simple modulation system. All that happens is the frequency of the transmitter switches between two frequencies according to whether a mark or space is being sent. It's this change in frequency that produces the warbling sound that you heard in the earlier example. In a practical system, the change in frequency is called the shift and is usually quite small in comparison to the carrier frequency. One of the most common shifts in use today is 400Hz.

The next point we need to cover is the term baud rate. This is used to define the speed of the transmission and is simply the number of units per second. The speeds in common use are 45.45, 50, 75 and 100 baud.

Incidentally, in case you haven't already twigged, the term baud is derived from the inventor's name - Baudot.

With that bit of history out of the way, you're probably wondering what RTTY is used for these days. There are, in fact, many different organisations using RTTY on a regular basis. Probably the most popular amongst short wave listeners are the press agency transmissions. Just about every country, other than the major Western powers, use RTTY to distribute news from their agencies. The great attraction of these broadcasts is that you get the very latest news, often before it gets into the papers. The transmission modes used for most of these stations are 50 baud with a shift of 400Hz. The next major users of RTTY are the Meteorological agencies, for communicating weather reports. The only problem with these transmissions is that most are coded. One other area that remains quite active is amateur RTTY. You'll find this on most of the amateur bands between the s.s.b. and c.w. sections. The busiest band however, is 14MHz between 14.080 and 14.1MHz using a shift of 170Hz and 45.45 baud rate.

If I've whetted your appetite for RTTY signals, you'll be wanting to know how to get started. It's very difficult for me to give you clear guidance on this because there are so many different options. I'd suggest you start with a look through the adverts in *Short Wave Magazine* to find a company that's offering a package to suit you computer. If you want to receive without using a computer, both ERA and Dewsbury Electronics have systems on the market. I would also recommend that you keep a careful eye on the Mike Richards' Decode column, as he covers the subject from beginners upwards.



## World Service by Satellite

The BBC World Service radio broadcasts for Asia are now available across the continent by satellite for the first time, opening up opportunities to reach millions more listeners.

The development follows the launch of BBC World Service Television in Asia on HutchVision's Star TV. As part of the deal that makes the BBC's TV news and information channel available on AsiaSat, the satellite will also carry radio broadcasts beamed from London in 18 languages.

## Catalogues

I have received two new catalogues this month. The first is from the Vintage Wireless Company and it's their Valve Catalogue 1992. This 45-page catalogue contains details of a huge number of valves this company have available for mail order. Not to mention the help they can give you to track down that elusive 'glass bottle'.

**The Vintage Wireless Company Ltd., Tudor House, Cossham Street, Mangotsfield, Bristol BS17 3EN.**

The other catalogue is the Winter '91/92 Cirkit catalogue, with its usual discount vouchers and new product lines. This 192 page publication is available from: **Cirkit Distribution Ltd., Park Lane, Broxbourne, Herts EN10 7NQ. Tel: (09920 444111.**



## Portable Power

Recently we heard from a reader who had discovered an interesting product, the LV Motors Portable Power Pack. This can be switched between 12 and 6V d.c. and has a capacity of 8Ah, but can be recharged in three to four hours. The charge can be from the mains, a car battery or any other 12V source.

The unit weighs 1.8kg and comes with a case and shoulder strap supplied. The Portable Power Pack costs £72. For more details, contact: **LV Motors Ltd., 1 Royston Road, Baldock, Herts SG7 6NT. Tel: (0462) 896095.**

## TV DX News

Another regional radio TV station will open Autumn 1992 in the Aragon region making the 8th region to operate on a regional (non TVE) basis. The reason is claimed to be by the Aragon regional government that the mainstream TVE network does not offer sufficient local programming for local consumption.

In Trinidad two independent commercial TV stations have opened, that of 'Channel TV 6' and 'TV 18', both based in the capital town Port of Spain. On-air was mid-September last though initially with a temporary transmitter and studio operation. An f.m radio station is also operating by the same group.

Following on from the expansion and renovation of the GBC Ghana TV network in the Tamale region, the GBC is now considering installing a terrestrial transmitter at Ajangote, near Accra to re-

radiate the CNN International programme covering a 20 mile radius - the programmes would be encrypted.

In Japan 1992 should see a start to a.m stereo broadcasting in Medium Wave though uptake by broadcasters is thought to be limited due to cost and also to the well established f.m radio system.

A new TV network will expand throughout Chile known as 'La Red' and owned by Chile Television SA, currently operating on ch.A4 in the capital, Santiago, the broadcast company has requested additional frequencies for expansion throughout the country.

'YLE Teksti-TV' is the Finnish teletext service over YLE-1 which carries 700 pages on a 24 hour basis, and when no programmes are transmitted over the YLE-1 network so the test card is

radiated (good news for TVDXers!). Unusually a teletext 'show' is provided during the 0400-0700 weekdays which includes main national/international news and weather forecasts. The teletext morning programme is called 'Uutisruutu'. The service started October last.

For F2 propagation enthusiasts, ch. A0 Australian channel at 46.25MHz nominal - RTQ-0 now operates out of Toowoomba, Queensland, formerly this was DDQ 0, 'Star TV' and 'Vision-TV', RTQ uses the logo 'WIN Queensland' with a square of 9 large dots.

And finally from reader Anthony Mann, Perth, Australia, he notes that the Thailand TV ch.E2 outlet (often seen with a '3' logo via F2) now measures at 48.251MHz vision carrier.

**Roger Bunney**

## SWLing in Ghana

George Akpaloo operates a DX Club in Accra called the First Ghana International DX Club that has a membership of about 20. They would like to get in contact with other DX Clubs or individuals who perhaps have discarded equipment that they could pass on. DXing enthusiasm in Ghana is rather low, a direct connection with state control over communications activities as well as low income levels, George says. Members, however, hope to overcome these problems if access to DXing literature and equipment could be obtained.

**George Akpaloo, PO Box 10063, Accra - North, Ghana.**

## Navigation Receiver

RCS Microsystems Ltd have sent us details of the world's smallest and most powerful 5-channel Global Positioning System receiver module.

The Rockwell NavCore V, for which RCS will be providing in-depth engineering support, measures just 2.5 x 4 in. It interprets high accuracy navigation/position broadcast by the US Department of Defense through its NAVSTAR GPS satellite system. From this, the NavCore V provides three dimensional position information with velocity and time, world-wide.

The NAVCORE V employs advanced miniaturisation techniques to attain very small dimension with high functionality. Most important from a cost reliability and quality stand point is the low parts count. The vast majority of the circuitry is contained on four custom i.c.s supported by four memory devices. The NAVCORE V is designed with gallium arsenide receiver front-end, a high-speed custom digital signal processor and a high speed, low-power navigation processor. The gallium arsenide receiver comprises more than 1200 components on a 0.125in square semiconductor device, while the DSP has almost 250 000 transistors!

The OEM needs to add just an antenna, conditioned power ( $\pm 5V$  d.c.) display, keyboard and software. A single serial port is used to output the data and to receive commands and initialisation information.

**RCS Microsystems Ltd.  
Tel: 081-979 2204.**



# Book Reviews

## NEWNES GUIDE TO SATELLITE TV

by Derek Stephenson

published by Newnes

Available from SWM Book Service

156 x 234mm, 256 pages. Price £16.95 plus £1.00 P&P

ISBN

There are a great many books published on the theory and practice of satellite television ranging from the profusely illustrated American volumes from the house of Baylin Publishing to the basic down to earth guides that John Breeds has produced now in several editions (*Satellite Television Installation Guide*). Whereas the former relates to both the UK, European and North American market in both C and Ku band, the John Breed series is biased to UL and general European practice, it's essentially a practical instruction with some theory but 95% a 'hands-on' guide.

The Newnes *Guide to Satellite TV* 2nd edition is a hard bound volume, printed in high quality paper and weighs in at 680g. The author is a satellite repair and installation engineer and the book covers all information needed by the installation engineer, the hobbyist and the service engineer to understand the theoretical and practical aspects of satellite reception with dish installation and how to trouble-shoot when picture quality is not up to anticipated reception. Mathematics has been kept to a minimum and much of Chapter 5 'The linked Budget Calculation' can be swiftly read unless you like complicated maths (at least I found it complicated, but then, I'm a simple soul).

The book has ten chapters, ranging from intensive detail of the various types of dish antenna, feeds, polarisers, polar mounts, cables, gain and focal point through to LNBs, satellite receivers, site surveys and how to install; how and where to mount the system, vandalism; how to align the system both tracking and fixed; distribution systems and repair of receiving equipment. At the very back is an extensive glossary with satellite footprint maps, a valuable table of azimuth and elevation angles for most towns around the UK - complemented with a similar table to cities across Europe.

There is a great deal of text and numerous line drawings, though the use of photographs is kept to an absolute minimum, a pity I felt. One plus point are the several pages which discuss the use of plastics wall plugs, Rawbolts, how to calculate the 'pull out load' for a range of situations, Hilti anchor bolts, Rawloks, etc. If you are into installation work then it's worth using the book for this information alone.

A good test of a satellite book is to see if it mentions Polyrod Lens, this book did! Planning regulations and dish siting is also covered, though obviously written prior to the latest DOE guide-lines, which recommend the use of dishes no greater in diameter than 700mm in the southern UK. Perhaps the planning aspects could also have been expanded, since this does have an impact with the installation trade, particularly if work within a conservation area occurs from time to time.

The Newnes *Guide to Satellite TV* is a good read, a good reference work and essential for any person involved professionally in the installation trade. The amateur or home enthusiast involved in his own satellite reception experimentation and DXing will also find the volume invaluable for general reference and consultation.

Roger Bunney

## SECRET SIGNALS - THE EURONUMBERS MYSTERY

By Simon Mason

published by Tiare Publications, PO Box 493, Lake Geneva, WI 53147, USA.

Price \$9.95 plus \$3 shipping overseas. Visa/Mastercard welcome.

ISBN 0-936653-28-0

The ending of the Cold War hasn't brought a corresponding end to those mystery stations sending out coded numbers night and day, all over the short wave radio bands!

This book takes a look at the number stations of Europe with an author who has studied them for years, monitoring thousands of transmission in the process.

Learn about 'Bulgarian Betty', 'Papa November', 'The Lincolnshire Poacher', 'Swedish Rhapsody', 'The Russian Man' and many more. The book includes numerous traffic excerpts, identifiers, schedules and clues turned up by hearing mistakes in transmissions. It includes a full, by-frequency log with over 300 entries, complete with notes on formats and schedules.

## RADIO LISTENERS GUIDE 1992

published by PDQ Publishing

Available from the SWM Book Service

140 x 204mm, 56 pages. Price £2.95 plus £1.00 P&P

ISBN 1-871611-03-2



This is the fourth and latest edition of this guide. Within the guide you will find easy-to-use maps showing the frequencies for all the radio stations in the UK. These include Radios 1, 2, 3, 4 and 5, BBC local and Independent and Community radio stations. Foreign stations broadcasting in English are also listed.

This year, the guide also includes articles by the BBC, the Radio Authority, The Voice of the Listener, Sony and Blaupunkt and, for the first time, it also lists stations transmitting from the Republic of Ireland.

While retuning, or scanning the airwaves, have you ever stumbled onto an interesting radio station, only to find that the station takes forever to identify itself? With the comprehensive frequency indexes in the guide you will be able to quickly and easily identify radio stations by their frequency.

## THE AVIATION ENTHUSIAST'S HANDBOOK

by Kevin M. Fox

published by Argus Books

249 pages, 155 x 232mm. Price £9.95

ISBN 1-85486-054-2

If you read my 'Airband' column, you should buy this book! The title couldn't be more appropriate as Kevin Fox's own enthusiasm permeates the entire book. He writes in a chatty, easily followed style which will enable even the absolute newcomer to the subject to feel immediately at ease with it. More experienced readers will appreciate finding a general summary in a single book - and we can all find something new to learn.

Some of the subject matter is dismissed rather sketchily. I can see the author's problem here: too much detail would have made the material inaccessible to newcomers, but lack of detail will disappoint the more advanced reader or those with particularly enquiring minds. It is pleasing to see a common sense approach to some technical problems. An example is in making it clear that a so-called long wire antenna is only long when compared to the operational wavelength; absolute measurements in metres mean nothing.

In the 'Airband' column, I'm often asked to recommend a receiver or antenna. This is of course impossible! It must be an informed choice made by the purchaser. Kevin Fox's book, though, reviews some of the current possibilities and hence provides far more information on the subject than I can cram into an issue of 'Airband.' If you are

making a choice of receiving equipment, you will be far better informed after reading this book.

Other important areas covered are a general run-down of what you'll see going on at a typical airport (and in its surrounding skies); also a directory of spectator facilities at many major airports. Kevin Fox pays special attention to provision for wheelchair visitors - and not before time. From his personal experience, it is obvious that Kevin didn't find all airports to be receptive to such disabilities. I hope that the offenders take note and improve themselves.

As with any such work, a few niggles are bound to creep in. The sub-editor has consistently allowed MHz instead of MHZ, an error of only nine orders of magnitude! There's a perpetuation of a myth on page 85 that Heathrow is the world's busiest terminal. British Airports Authority might wish this to be so, but in fact Heathrow is well behind Chicago O'Hare in the United States. Heathrow has the greatest number of international movements - most flights in the USA being domestic.

This is a book which is written, by its own admission, for 'plane spotters and not for pilots. I dare say a few pilots would, nonetheless, benefit from reading it! I think the typical follower of 'Airband' stands to gain considerably from the book.

Godfrey Manning

Errata

### A Basic RTTY Receive-only Terminal Unit

November & December 1991.

Unfortunately some errors crept into this project.

**Part 1.** Page 39. Fig. 1.2. The formula at line 5. should read  $R1 = Q/(A_v * 2 * \pi * F_0 * C)$

**Part 2.** Page 12. Fig. 2.1. R18 is shown positioned one track too high. It should be connected between D22 and D27.

**Fig. 2.3.** The lower connection to the C64 User Port

should read 1,A (not 1,4) and is also connected to chassis (0V). Also note that the supply to IC2 is the 74xx standard; +5V on pin 14, 0V on pin 7.

The connections from the C64 User Port (24-way edge connector) to the 5-pin DIN socket on the terminal unit back panel are:

DIN socket	C64 User Port
1	J
2	1 & A
3	NC
4	2

### Computer Listing 2 (page 37)

Line 50 should read:

50 POKE S+3:8: POKE S+1, HI: POKE S, LO: POKE S+4, 85  
(The 60 : at the end should not be there).

### Computer Listing 4


Line 40 should read:

40 GET KS: IF KS <> " " THEN GOSUB 200: GOTO 20

Line 320 should read:

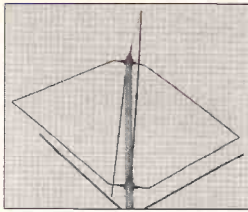
320 HA=INT((F/B)/256): POKE 666, HA





# Aerial Systems for serious listeners

## Look to Lowe



### DX-One Electronic Antenna

£249 inc VAT

The World Radio TV Handbook said of the DX-One "... the best of its type available anywhere in the world." It has a frequency range of 50kHz - 50MHz (\*3dB) and 10kHz - 75MHz (\*6dB); it is both horizontally and vertically polarised, so low-angle (DX) signals suffer less selective fading. The output level from the antenna is adjustable in steps from +6dB to -40dB for optimum matching. The extremely high intercept point (+66dBm 2nd order, +40dBm 3rd order) and a very low noise figure (12.8 dB) ensure optimum performance. The indoor unit contains a mains power supply, a step-wise attenuator and a very effective medium wave suppression filter. It also has two receiver outputs for feeding two receivers without mutual interference.



### SP-2 Antenna Splitter

£152 inc VAT

A growing number of radio enthusiasts have two receivers, but no space for two separate antennas. The SP-2 is the answer for connecting two receivers to one antenna (be it active or passive). The SP-2 offers a very high degree of isolation between the two receivers (<30 dB). The SP-2 ensures that, within the frequency range of 50kHz - 50MHz, no unwanted mutual interference, heterodynes or signal loss will occur as a result of connecting a second receiver.

With a single receiver, the SP-2 offers a precision step-attenuator (0 - 40 dB) which helps to reduce receiver inter-modulation. Included is a very effective switchable medium wave suppression filter.

For those with space for a second antenna (e.g. one horizontal, one vertical), the SP-2 offers a simple way to switch between the two for comparison purposes.




### Magnetic Longwire Balun

£36 inc VAT

This balun has been described in the trade press as the "most revolutionary development for shortwave listeners in the last 25 years". Quite a claim! But this antenna device does solve one of the most severe problems associated with random long wires; the input cable. An MLB allows you to use highly screened co-axial cable between the antenna and receiver WITHOUT energy loss due to impedance mismatch. Computers, light-dimmers, televisions, and fluorescent lights no longer cause interference

problems. We recommend RG58/u 50ohm co-axial cable.

The MLB has been designed so that a very short length of antenna wire can be used and still be perfectly matched to the 50ohm antenna input of the receiver. Even an antenna of just 12.5 metres (41 feet) provides good results from 100kHz - 40MHz without the need for an antenna tuner. Static build-up on the antenna is allowed to leak away to earth potential - excellent for protecting receivers with FET front end circuitry. Static noise levels on long, medium, and the tropical short wave bands of 60 & 90 metres are considerably lower. The MLB is easy to mount on existing longwire or "T" antennas.



### MLB Antenna: Mark I

£56 inc VAT

A complete passive wire antenna with a built-in MLB, the MLB Antenna: Mark I has excellent performance on long, medium, and short waves. It is 12.5 metres in length and can be mounted vertically or horizontally. Frequency range 100kHz - 40MHz.

The MLB Antenna: Mark I offers all the advantages of the Magnetic Longwire Balun like: coaxial feeder, broadband performance without an antenna tuner and static decoupling. Heavy duty and completely

water-proof, it comes complete with nylon support cord, heavy-duty insulator, high-quality plastic covered antenna wire, PL 259 connector and a water-tight rubber sleeve to cover co-axial/MLB connection.

### MLB Antenna: Mark II

£67 inc VAT

Similar to the Mark I, but 20 metres long. The MLB Antenna: Mark II offers improved performance at medium and long wave frequencies, although the high frequency performance above 30MHz is reduced.



### THE LISTENERS' BOOK OF THE YEAR GETS EVEN BETTER

The new 1992 issue of 'Passport to World Band Radio' is now with us and it's even better than before. The 200 pages have risen to almost 400 and every section carries the unmistakable authority of the world's best short wave companion.

Broadcasts are listed as before; not only in frequency order but also by language, country of origin AND the times of broadcasts. There are no less than 56 pages of receiver reviews, including the latest NRD-535 and Drake R-8, together with news, views and general information.

If you own a short wave radio, you MUST have the 'Passport' by its side. The price last year was £12.95; we have kept the price the same this year at £12.95 (plus £1.55 p&p). Send off today.



# LOWE ELECTRONICS LIMITED

Chesterfield Road, Matlock, Derbyshire DE4 5LE Tel: 0629 580800 Fax: 0629 580020



# For the very best in Communications Receivers Look to Lowe

## The NRD-535 Receiver with a subtle difference

The NRD-535 is already accepted as one of the outstanding HF receivers in the world and we, at Lowe Electronics, are proud to be a JRC specialist distributor. Good as it is, we felt that even the NRD-535 could be "breathed on" and we have produced an upgrade series of modifications which makes the NRD-535 into a real stunner.

The improvements include a specially designed high-performance IF crystal filter, detailed flattening of the audio response, a completely new higher-power audio output amplifier and, if the ECSS unit is fitted, modifications to the PLL system to give greater lock stability.

Each NRD-535 which has our upgrade treatment also has a pre-aging period for settling down the master reference oscillator and a careful check of detailed alignment to ensure that the "Lowe" NRD-535 is as near perfect as any receiver can be.

You CAN tell the difference with your ears. Contact us for details and cost of this worthwhile step-up for the NRD-535; available only from Lowe Electronics.



NRD-535 .....£1115 + VAT  
Lowe Upgrade .....£100 + VAT

Retro-fitted modification is not available at the moment due to the pressure on our skilled engineers, but may be available in the future. Contact us for details.

## Communications Receivers from KENWOOD

### R-2000

- 150kHz - 30MHz  
118MHz - 174MHz (optional)
- LSB, USB, CW, AM, FM
- Digital VFO with excellent stability
- Dual 24hr quartz clocks
- 10 memories (tunable by VFO)
- Memory/band scans
- 3 built-in IF filters
- Quality audio with 4in. speaker
- 375mm(W) x 115mm(H) x 210mm(D)
- Optional accessories
- On demonstration at all Lowe Regional Centres

R-2000 £549 inc VAT



### R-5000

- 100kHz - 30MHz
- 108MHz - 174MHz (optional)
- USB, LSB, CW, AM, FM & FSK
- 10Hz step Dual Digital VFOs
- Superb Interference Reduction
- 100 memories with full data storage
- Dual 24-hour quartz clocks
- Keyboard frequency selection
- RS-232C interface for use with 'CONTROL' software

R-5000 . . . £925.00 inc VAT



# FREE

Send four first class stamps to cover the postage and we will send you, by return, your FREE copy of 'THE LISTENERS GUIDE' (2nd edition); a commonsense look at radio listening on the LF, MF and HF bands. Its unique style will, I am sure, result in a 'good read'; but underneath the humour lies a wealth of experience and expertise. You will also receive detailed leaflets on our range of receivers and a copy of our current price list.



**BARRY (S Wales):** 251 Holton Road Tel: 0446 721304 **BOURNEMOUTH:** 27 Gillam Road, Northbourne Tel: 0202 577760  
**BRISTOL:** 6 Ferry Steps Ind Estate Tel: 0272 771770 **CAMBRIDGE:** 162 High St, Chesterton Tel: 0223 311230 **CUMBERNAULD:**  
Cumbernauld Airport Foyer Tel: 0236 721004 **LONDON (HEATHROW):** 6 Cherwell Close, Langley Tel: 0753 545255  
**LONDON (MIDDIX):** 223/225 Field End Rd, Eastcote Tel: 081-429 3256 **NEWCASTLE:** Newcastle Intn'l Airport Tel: 0661 860418



## Feature

# Navtex

## Part 2

*Jeff Harris G3LWM concludes his explanation of how Navtex helps mariners.*

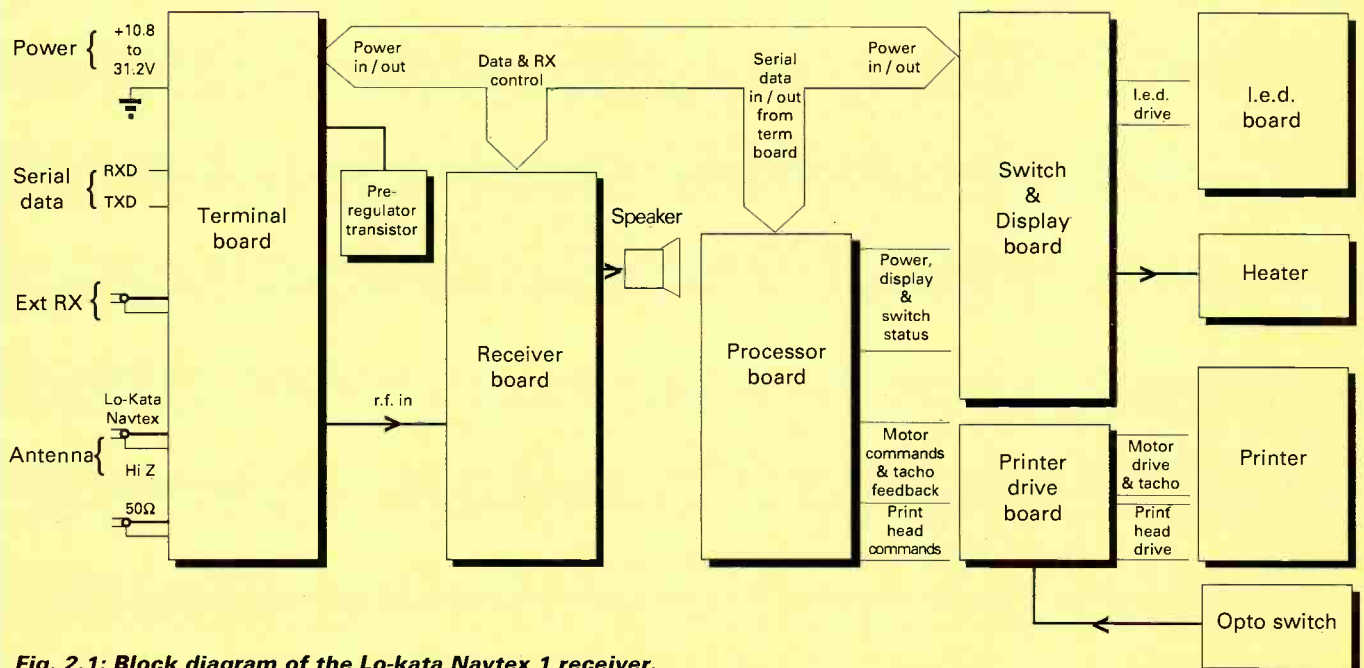
To receive Navtex signals a special receiver is required and Lo-Kata Ltd of Falmouth manufacture a wide range of marine electronic equipment, including a range of Navtex receivers. Their Navtex 1 is designed for use as a dedicated Navtex receiver for use in small and medium sized craft and complies with the signals and data format defined in CCIR rec 476-2 and 540.

### Circuit Description

The block diagram, **Fig. 2.1**, shows the major functions of the receiver. The r.f. signal on 518kHz is fed into the appropriate antenna terminal. This signal is matched in a transformer to the 50Ω input on the receiver board. The basic receiver is a t.r.f. receiver

### Specification of Navtex 1 receiver

<b>Receive Frequency:</b>	518kHz
<b>Modulation Type:</b>	f.s.k. ±85Hz
<b>Sensitivity:</b>	50Ω input <1μV e.m.f. from 50Ω for <4% error rate. Hi Z input <5μV e.m.f. from 10Ω/22pF for <4% error rate.
<b>Adjacent Channel:</b>	Measured with an on-channel signal
<b>Selectivity:</b>	20dBμV for <4% error rate >30dB at ±1kHz off channel
<b>Spurious Response Rejection:</b>	>80dB from 100kHz to 30MHz except in the band 514 to 522kHz. measured with an on-channel signal of 20dBμV for 4% error rate
<b>Audio Output:</b>	3.5mm headphone socket level >100mV from 1kΩ
<b>Antenna Type:</b>	(a) 50Ω input (b) Hi Z input for wire antenna (c) 50Ω input for Navtex Active Antenna (internally powered)
<b>Environmental:</b>	generally to MPT1204B
<b>Operating:</b>	0-40°C
<b>Printer:</b>	40 column thermal type paper width 112mm 9 x 5 dot matrix.
<b>Power Requirements:</b>	12 or 24V d.c. nominal (10.8 to 31.5V d.c.) chassis isolated from power terminals
<b>Power Consumption:</b>	<100mA quiescent <1A when printing
<b>Size:</b>	300 x 130 x 90mm
<b>Weight:</b>	2kg
<b>Front Panel Controls:</b>	Off/On/Store Print Status Feed Paper
<b>Hidden Control:</b>	Set Up/Test Accept/Reject
<b>Indicators:</b>	Signal l.e.d. Alarm l.e.d.



**Fig. 2.1: Block diagram of the Lo-kata Navtex 1 receiver.**  
(Courtesy Lo-Kata Ltd.)



# Feature



**Navtex 1 receiver. (Lo-Kata Ltd.)**

with a product detector and b.f.o. The receiver has a narrow band filter (two sections of a half lattice crystal filter) followed by a mixer that converts the r.f. signal to an audio frequency f.s.k. (frequency shift keyed) signal. This signal is either 1615Hz representing a data bit zero or 1785Hz representing data bit one.

The audio signals are then fed to the demodulator. This process converts the audio frequencies to the logic levels '0' or '1' in the form of a serial data signal suitable for handling by the processor board. This data has a rate of 100 bits per second. The processor converts this data stream into an internal character stream and searches these characters for a 'message header'.

When an acceptable header is found, this information and all subsequent characters are stored in memory and the processor then searches for the end of message code. When this has been received the printer is activated. A combination of control commands are sent to the Print Drive Board that amplifies these command signals to switch on the printer and energise the thermal print head. Feedback signals from the printer are similarly amplified and these allow the printer controller to keep track of the exact position of the print head as it moves across the paper.

Other receiver functions concern power supply routing, operator controls, alarm and self-test features.

The receiver is very soundly made and provided care is taken in the mounting position in the vessel, away from spray and drips, the unit

will withstand the severe condition encountered in a marine environment.

Programming the receiver is easy and the comprehensive operator's handbook supplied with the unit enables these functions to be speedily learnt.

The transmitters that are required to be copied can be programmed as well as the required messages. (Messages Type B and D can not be rejected). A logging function is also available that will print the header code and message numbers of rejected messages. Having programmed the receiver, the Print Status control will indicate the selected transmitters, message types and serial numbers contained in the Message Receive Store.

The Signal Indicator will flash when a transmission is being received but will only Print those that have been selected. The Alarm Indicator will illuminate and flash after reception of a message type B or D. This can be cleared by pressing Feed Paper.

When the ON/OFF/STORE control is placed in the STORE position the receiver will accept signals and store them in the memory and will not be printed at once. When the switch is returned to the ON position the messages will be printed. Search and Rescue messages and gale warnings will be printed immediately they are received. If the store becomes full, then some messages will be printed to allow room for a new message. It is impossible to lose messages by using the Store mode.

**Fig. 2.2: Some 'DX' Navtex signals received on the north east coast of the UK.**



**FAX 2 Weather facsimile and Navtex system. (ICS Ltd)**



**ICS FAX-1 equipment. (ICS Ltd)**

## Other Methods of Receiving Navtex Transmissions

Any receiver that can cover 518kHz, has adequate stability,

sensitivity, selectivity and is capable of s.s.b. reception will receive Navtex transmissions. It should be remembered that the system is designed for reception within 200nm of the

```
----- lokata navtex 1b -----
2020 JA59
102321 UTC FEB
REPETITION OF KIEL RADIO NAVIGATIONAL
WARNING 132
LYNGBY RADIO NAVIGATIONAL WARNING 054
WESTERN BALTIC - FEHMARN BELT:
LANBY FEHMARNBELT IN POSITION 5436N
1109E REPLACED BY REDWHITE
SPARE BUOY NO. K06/T63. RADIO BEACON
OUT OF ACTION.
MARINELEUCHTE RADIO BEACON IN ACTION.

NNNN
```

```
----- lokata navtex 1b -----
2020 JA50
051315 UTC FEB
LYNGBY RADIO NAVIGATIONAL WARNING 010

GREAT BELT. TRAFFIC SEPARATION SCHEME
KORSOER-SPROGØE. NORTHBOUND
LANE. HALSKOV REV LIGHT IN PSN 55 19.5N
11 02.4E REMOVED.
PSN MARKED BY LIGHT OR AND THREE
LIGHTBUOYS, OR. VESSELS MUST
PASS WEST OF THE LIGHTBUOYS. WORKS IN
PROGRESS 500 METRES EAST-
WARD MARKED BY 4 Y LIGHTBUOYS.

NNNN
```



individual Navtex transmitters, so inland coverage is not a consideration. In my location, on the North Essex coast, a short wire antenna gave the results as shown by the various 'DX' Navtex signals that were received, **Fig. 2.2**. Having received the Navtex r.f. signals it is, of course, necessary to have the equipment to convert these into a printed message (v.d.u. and/or printer). Both computer hardware and software are now available to perform these functions.

ICS Electronics Ltd (Arundel) offer three products that will enable Navtex, amongst other transmitted textual information to be received. The FAX-1 will print Navtex by simply tuning the associated communications receiver to 518kHz. Alternatively the FAX-1/N has its own built in Navtex receiver which permits Navtex messages to be received, even whilst another function is in progress (a weather map being printed, for example). The Navtex message will then appear at the end of the map. A new unit, the FAX-2, is a small unit (252 x 106 x 120mm) and has its own built-in printer. This unit will also decode RTTY and FEC transmissions.

## Navtex

Navtex transmissions for UK Coastal waters are made by three of BT International's Coast Radio Stations, Niton on the Isle of Wight, Cullercoats on the Tyne and Portpatrick, near Stranraer.

The messages for transmission originate from the Hydrographer's Office in Taunton, or from the Met Office at Bracknell and are sent by them on telex to the RTT Co-ordinator at Portishead Radio. They arrive on one of his system management v.d.u. screens where they are edited to the correct format suitable for transmission. This will include a time code. At the appropriate broadcast times, the messages are automatically sent by private wire to the transmitters for transmission. A Navtex receiver at Portishead enables the co-ordinator to monitor broadcasts off-air. He also has

available a general coverage receiver that can monitor actual transmissions.

The transmitters at the Coast Stations are on standby waiting for the arrival of the

data to be transmitted, and are brought up on line at that time. A specification of a typical m.f. transmitter used by the Navtex service is given in **Appendix C**. The antennas

used are matched mast radiators. This is a supported lattice mast acting as an effective vertical antenna.

## Appendix C

### Specification for a typical 2kW transmitter used in the Navtex Service

Type: W50  
Marketed by: BT International

#### Drive Unit

**Frequency Range:** 405-525kHz. Six pre-set channels crystal controlled.  
**Operating Modes:** A1A, H2A, telegraphy modes H3A, J3E, Telephony/f.s.k. modes (upper sideband only).  
**Output Power:** 100mW r.m.s. or p.e.p. into a 50Ω load. Output level adjustable on each channel. A low power condition of -10dB relative to full power is available.  
**Carrier Levels:** (a) -6dB ±1dB for modes H2A, H3A relative to 100mW p.e.p. output.  
(b) not worse than -50dB for mode J3E relative to 100mW p.e.p. output.  
**Unwanted Sideband Suppression:** Not worse than -60dB relative to 100mW p.e.p. output.  
**Intermodulation Products:** With standard two-tone test applied not worse than -50dB relative to either tone level.  
**Hum:** Not worse than -70dB relative to 100mW p.e.p. output.  
**Harmonics:** Not worse than -40dB relative to 100mW p.e.p. output.  
**Wideband Noise:** Not worse than -110dB relative to 100mW p.e.p. output measured in a 3kHz bandwidth ±10% from centre frequency.  
**Other Spurious Signals:** Not worse than -60dB relative to 100mW p.e.p. output.  
**Audio Response:** 300kHz to 2700Hz. 3dB down at band edges, maximum ripple 3dB.  
**Audio Input Level:** -15dBm to +15dBm into 600Ω. Pre-set attenuator and variable control.  
**A1A/H2A Keying:** 20 baud meets CCIR recommendation 328 for hand keying.  
**Key Up Suppression:** Not worse than -80dB relative to 100mW p.e.p. output.  
**Muting:** Not Worse than -115dB relative to 100mW p.e.p. output.  
**Remote Control:** DC Lines maximum line resistance 1000Ω.  
**Power Supply:** 220-240V 50/60Hz single phase.  
**Operating Temperature Range:** +10 to +40°C  
**Overall Dimensions:** 410 x 145 x 535mm.  
**Overall Weight:** 12.75kg

#### Power Amplifier

**Frequency Range:** 405-525kHz. Six pre-set channels.  
**Operating Modes:** A1A, H2A, H3A, A3A, J3E, F1A, F1B.  
**Output Power:** 2kW r.m.s. or p.e.p. into a 50Ω load.  
**Input Level:** 100mW r.m.s. into 50Ω for 2kW r.m.s. output.  
**Hum:** Not worse than -55dB relative to 2kW r.m.s. output.  
**Harmonics:** Not worse than -35dB relative to 2kW r.m.s. output in 50Ω. Note: An associated a.t.u. will improve harmonic radiation by typically 15 to 20dB.  
**Intermodulation Products:** Not worse than -30dB relative to either tone level.  
**Wideband Noise:** Not worse than -100dB relative to 2kW r.m.s. output measured in a 3kHz bandwidth ±10% from centre frequency.  
**Output Load:** 2:1 maximum at full output.  
**Tuning Time:** Not exceeding 5 seconds. Typically 2-3 seconds.  
**Availability:** From cold not exceeding 5 seconds.  
**Cooling:** Forced air cooling by internal blower. Air filter mounted on rear door exhaust through top of cabinet.  
**Power Supply:** Three-phase 4-wire 50/60Hz in the range of 380-440V.  
**Power Consumption:** Standby on 0.7kVA, e.h.t. on key up - 3.3kVA, full output c.w. 4.9kVA.  
**Operating Temperature Range:** -10 to +40°C.  
**Overall Dimensions:** 900 x 1800 x 750mm.  
**Overall Weight:** 523kg including drive unit.

#### Antenna Tuning Unit

**Frequency Range:** 405-525kHz. Six pre-set channels.  
**Frequency Selection:** Switched adjustable tape for input and output.  
**Power Rating:** 3kW r.m.s. or p.e.p. maximum  
**Input Impedance:** 50Ω  
**Output Impedance:** Will match antenna impedance of 6-15Ω resistive and 1.5-5nF capacitive.  
**Output Connector:** Porcelain feed-through 230mm diameter.  
**Control:** DC Contactors operating voltage 50V  
**Monitoring:** A d.c. voltage proportional to antenna current is available for extended metering.  
**Overall Dimensions:** Contained within a glassfibre cabinet 1020 x 850 x 725mm  
**Overall Weight:** 85kg.



# South Midlands Communications Ltd.

Southampton (0703) 255111 Leeds (0532) 350606 Chesterfield (0246) 453340  
Birmingham 021-327 1497 Axminster (0297) 34918

## LISTEN OUT

with **SMC**  
**SONY at SMC**

YAESU  
JRC  
AOR  
SONY  
ICOM  
KENWOOD  
DRAKE  
FAIRMATE  
BEARCAT  
LOWE  
YUPITERU



The **FRG9600**, a premium scanning receiver covering 60-905MHz, SSB, CW, AM & FM modes. 99 memories. 5, 10, 12.5, 25 & 100kHz scanning steps. Keyboard frequency entry. Optional converters to extend range from 0.15-30MHz and 800-1300MHz

Yaesu's serious about giving you better ways to tune in to the world around you. And whether it's for local action or world-wide DX, you'll find our HF/VHF/UHF receivers are the superior match for all your listening needs. When you want more from your receivers, just look to Yaesu. We take your listening seriously.



### NRD535 from JRC


The new NRD535 epitomises the very best in communications receiver design. This high technology product is based on the abundant technical experience gained by JRC in the professional communications receivers field. This means that the NRD535 is arguably one of the best receivers available to meet the discerning listeners needs. Brief specifications are as follows. Frequency coverage: 0.1-30MHz; Operating modes: CW, SSB (LSB & USB), AM, FM, FSK & RTTY; Supply voltage: 240V A.C. or 13.8V D.C. ECSS, BWC & RTTY units available as options.

The **FRG8800** HF communications receiver. A better way to listen to the world. Continuous coverage from 0.15-30MHz optional module for VHF coverage from 118 to 174MHz. SSB, CW, AM & FM modes. Direct frequency entry keyboard.



JRC NRD535


DRAKE R8E



### DRAKE R8E

Now available from SMC the new DRAKE R8E communications receiver. These receivers utilise the very latest in technology to meet the demanding requirements of today's listeners. Conveniently located front panel controls allow for rapid operator programming and ease of use. The R8E receiver covers 0.15-30MHz and with the optional VHF converter will also cover 35-55MHz and 108-174MHz. The large clear LCD display gives the operator full information about the current receiver status.

A COMPREHENSIVE RANGE OF RECEIVERS AVAILABLE AT MOST BRANCHES



SMC are pleased to be able to offer the SONY range of Multiband Receivers. They feature all the latest technology allowing unequelled coverage of both broadcast and shortwave bands, yet remaining both compact and easy to use. All the models illustrated cover VHF broadcast, SW

broadcast, and some models cover other bands as well. The very latest model available from SONY is the ICF-SW77. This receiver covers LW, MW, SW and FM stereo broadcast bands and has SSB reception on the SW bands. A comprehensive keypad and LCD display give easy control over the massive array of features available.

Other SONY products available include the minuscule ICF-SW1, the versatile ICF-SW7600, the popular ICF-2001D and for airband enthusiasts the AIR7 and ICF-PRO80.



### AOR AOR AOR

SMC are pleased to be able to offer a large number of models from the very comprehensive AOR range which includes both hand portables and mobiles/base stations.

All the receivers are built to the highest possible specification yet remain very competitively priced. Often the leaders in the field, the AOR range is proving very popular amongst both professional and non professional users.

The top of the range model must be the AR3000 which covers 100kHz-2036MHz without any gaps. The mid range model is the AR2800 which is a convenient unit for mobile or base operation and covers 500kHz-600MHz and 800-1300MHz. Last but not least is the AR2000 which is an extremely flexible handheld scanner covering 500kHz-1300MHz.

Why not contact us today for more details of the AOR range.



### OTHER MAKES AND MODELS



The Bearcat 200XLT is the cream of the Bearcat handheld scanner range. With 200 memory channels and simple operation these are proving very popular. Frequency coverage 66-88, 118-174, 406-512 and 806-956MHz.



The compact HX850E is a basic scanner with a few memories. Ideally, suitable for a novice in the scanner market. AM/FM modes and a frequency coverage of 60-89, 118-136, 140-174 and 406-495MHz.



- Free Finance on selected items, subject to status. Details available on request.
- Up to £1000 instant credit, a quotation in writing is available on request, subject to status.
- Yaesu Distributor Warranty, 12 months parts and labour.
- Carrage charged on all items as indicated or by quotation.
- Prices and availability subject to change without prior notice.
- Same day despatch wherever possible.

Southampton (0703) 255111  
SMC HQ, School Close  
Chandlers Ford Ind. Est.  
Eastleigh  
Hants SO5 3BY  
9am-5pm Mon-Fri  
9am-1pm Sat

Leeds (0532) 350606  
SMC Northern  
Nowell Lane Ind. Est.  
Nowell Lane  
Leeds LS9 6JE  
9am-5.30pm Mon-Fri  
9am-1pm Sat

Chesterfield (0246) 453340  
SMC Midlands  
102 High Street  
New Whittington  
Chesterfield  
9.30am-5.30pm  
Tues-Sat

Birmingham 021-327 1497  
SMC Birmingham  
504 Alum Rock Road  
Alum Rock  
Birmingham B8 3HX  
9am-5pm Tues-Fri  
9am-4pm Sat

Axminster (0297) 34918  
Reg Ward & Co. Ltd  
1 Western Parade  
West Street  
Axminster  
Devon EX13 5NY  
9am-5.20pm Tues-Sat




# Listen to AOR

The **AR3000** now extends your listening horizons. Frequency coverage is from 100 kHz to 2036 MHz without any gaps in the range. All mode: USB, LSB, CW, AM, FM (narrow) FM (wide). 400 memory channels are arranged in 4 banks x 100 channels. 15 band pass filters before the GaAsFet RF amplifiers ensure high sensitivity throughout the entire range with outstanding dynamic range and freedom from intermodulation effects. An **RS232** port is provided to enable remote operation by plugging directly into most personal computers.

**ACEPAC3** is an exclusively developed multi-function IBM-PC based program to further increase the versatility of the AR3000. A sweep facility provides a spectrum analysis graph. The very latest version displays frequencies in X axis and squelch opening percentage on each frequency in the programmed frequency search range. This indicates 'how active' the frequencies are in the programmed search range. In addition to the graphic display, ACEPAC3 can produce a detailed numerical list from the graphic information. One memory file has 400 channels divided into 4 banks of 100 channels. More than one memory file can be created to increase the memory storage capability. If you make just one extra memory file you can store 800 memory channels!

**DA3000** Wide band 16 element discone aerial for external mounting. Frequency range 25 MHz to 2000 MHz (2 GHz). The aerial is supplied with approx 15m of coax terminated in a BNC connector ready to plug in and use with any AOR receiver. 'V' bolts and clamps are provided, however an additional supporting pole will be required for installation.



## AR2000 ultimate portable monitor receiver...

AOR have followed on from the successful AR1000 and have made the specification of the AR2000 even better. (One major change is the replacement of the 154.825 MHz crystal with a highly-stable 12.8 MHz reference and multiplier chain). Whether out in a field running hand-portable, in the car or at home the AR2000 enables you to listen to both VHF and UHF airbands. Of course if you get tired of listening to airband, you can push a button or two and the world is yours! 'If it moves you can monitor it' - *well almost*. The choice of listening is endless, marine, Amateur band, airbands even BBC radio 2 on VHF FM. There are 1000 memory channels and 10 search banks, even a rotary tuning control is fitted to further enhance operation.

### Search banks:

Bank 1	Shortwave	2 - 30 MHz	5 kHz step	AM
Bank 2	VHF FM	88 - 108 MHz	50 kHz step	WFM
Bank 3	VHF Air	108 - 138 MHz	25 kHz step	AM
Bank 4	UHF Air	225 - 400 MHz	50 kHz step	AM
Bank 5	VHF Amateur	144 - 146 MHz	12.5 kHz step	NFM
Bank 6	UHF Amateur	433 - 435 MHz	25 kHz step	NFM
Bank 7	VHF Marine	156 - 163 MHz	25 kHz step	NFM
Bank 8	VHF PMR	165 - 174 MHz	12.5 kHz step	NFM
Bank 9	C-Mobile	890 - 905 MHz	12.5 kHz step	NFM
Bank 0	C-Base	935 - 950 MHz	12.5 kHz step	NFM

### UK Specific:

For ease of operation in the UK, the search banks have been pre-programmed at the factory. They may be easily re-programmed by the user.

Each of the ten numeric keys is labelled with the corresponding search band, simply press one button and the receiver starts looking for interesting frequencies.

### Frequency coverage:


The receiver has an exceptionally wide frequency coverage from 500 kHz to 1300 MHz (1.3 GHz) with no gaps. The modes available are AM, FM (narrow) and FM (wide). Any available mode may be selected at any frequency within

the receiver's coverage. There is no frustration in mode selection encountered here, you are *not forced* to listen to a specific mode at a specific frequency or band.

### Accessories supplied:

- DA900 single wide band whip aerial for VHF and UHF
- AC charger
- 4 x AA High capacity rechargeable NiCad batteries
- 12V DC lead fitted with a cigar lighter plug for mobile operation
- Soft case with carry strap
- Belt hook
- Earphone

*Everything you need is included to just switch on and start listening - today.*



### New models on the way for 1992:

**AR1500** Hand-held with SSB.

**AR3000A** latest version of the best selling base monitor & more... For further details of all AOR receiver products please send a S.S.A.E. (34p)



**AOR™ AOR (UK) Ltd.**

Room 2, Adam Bede High Tech Centre,  
Derby Road, Wirksworth, Derbys. DE4 4BG.  
Tel: 0629 - 825926 Fax: 0629 - 825927

A subsidiary of AOR Ltd Japan.

E&OE





# Air Traffic Control in the UK

**R**adio communication between ground and aircraft has evolved over the years to the highly complex and effective air traffic control, as illustrated by the impressive ground operation rooms and control suites in use today. The main London Air Traffic Control Centre (LATCC) at West Drayton has a total staff of 600 (nearly half this total engaged on telecommunications) and controls 3000 flights on average every 24 hours. So the need for an orderly and reliable system is of paramount importance in air safety and efficient handling of flights in UK airspace.

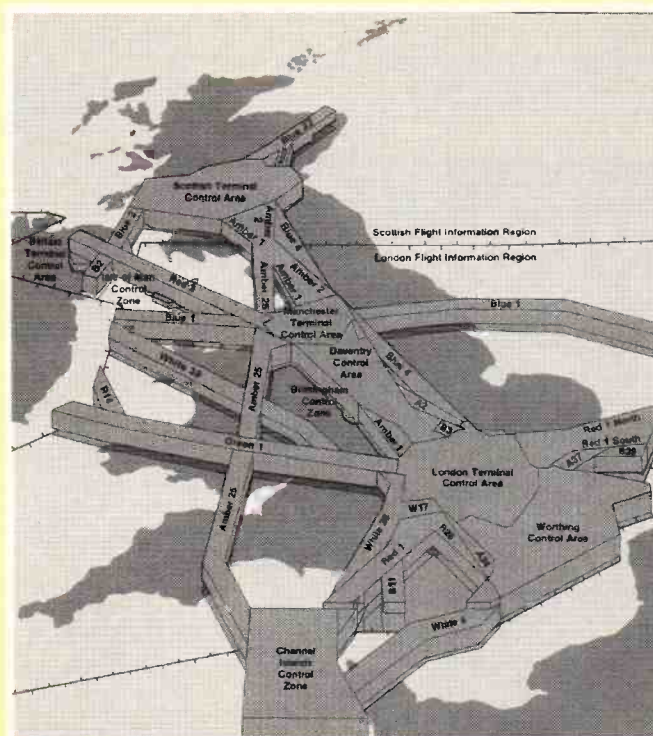
## Division of Airspace

The UK is divided up into two distinct Flight Information Regions (FIR), the LATCC responsible for the southern area and the Scottish ATCC controlling areas north of a boundary at 55°N, located at Prestwick (this location also houses the Oceanic Control Centre for transatlantic flights). Within these defined FIRs a number of fixed airways, 10 miles wide by 5 miles high, form controlled airspaces. At the junction of these airways coinciding with airspace in the vicinity of airports are the Terminal Control Areas (TMA), of which London TMA is the largest. Within these areas functions

such as airport approach, departure and ground movements are managed by controllers in the relevant airport control tower. On the ground, under the airways, are located navigation beacons, v.h.f. omni range (VOR and the newer Doppler VOR), Distance Measuring Equipment (DME) and Non-Directional Beacon (n.d.b.) all of which assist the pilot in his accurate navigation along airways under Air Traffic Control. Airways are divided

into sectors and each sector is allotted controllers at ATC.

The initial advice of an intended flight is given to ATC in a flight plan by the aircraft's operator, listing its intended route, height, speed, departure and arrival times plus other information relating to passenger numbers, cargo, etc. The flight plan is computer processed at ATC and flight progress strips are printed for the assigned air traffic controllers. Thus ATC




**Ever since the advent of air transport some 76 years ago, the need for the effective control of aircraft has been essential for the safety of air passengers. In this article private pilots licence holder Ben Nock G4BXD tells us how it works.**

**Principal airways in UK airspace. (Courtesy CAA)**

# AIRBAND SPECIAL

A combined VOR/DME



Primary and secondary radar/ aircraft transponder (Courtesy CAA)



(Swissair)

will always remain in control, by radio communication and radar, of that aircraft during its flight in controlled airspace and the pilot has a mandatory obligation to obey instructions once under that control. Both v.h.f. and u.h.f. communications are used within the range of those systems in the UK and English language is used in common throughout the world. The internationally agreed current frequency range is between 118MHz and 137MHz for voice transmission and a total of approximately 380 channels are allocated for air traffic

control in the UK. As a general rule frequencies are allocated to a particular airway, but several less busy airways will in some cases share the same frequency. Alternative frequencies are used as directed by the controller during busy periods and other frequencies are allocated to approach, ground, weather and other functions. A further 200 channels are allocated for use by transmissions from radio navigation beacons between the range of 108MHz and 117.97MHz. Details of all frequencies can be found in the many books on Air Traffic Control. A good in-depth example is *Air Traffic Control* by Graham Duke (£3.95), also *Air Traffic Radio* by Ken Davies (£3.95) and *Air Band Radio Handbook* by David J Smith (£7.50). The *En Route Supplement* published by 1

AIDU, RAF Northolt, includes details of all UK Air Navigation Beacons plus u.h.f. military allocations. The many v.h.f./u.h.f. frequency lists available will include a full listing of ATC allocations although sometimes not as detailed as a dedicated ATC guide book.

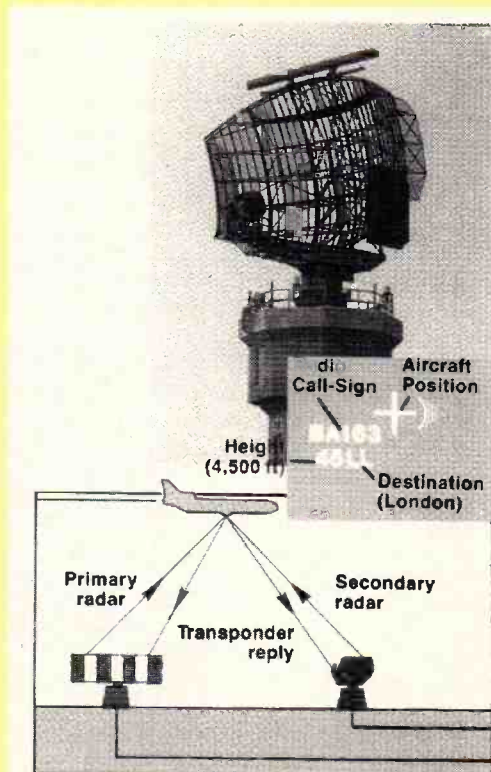
## Central Control Function

Over the past decade, the large increase in UK air traffic has meant that the division of airspace into defined sectors in the south-east has not been found to be the optimum system for controlling the current or projected number of flights in this region. It is planned therefore, beginning in 1992 and fully operational by 1995, to introduce Central Control Function (CCF) to

The London Air Traffic Control Centre at West Drayton. (Courtesy CAA)



Air navigation aids - a combined VOR/DME station (Courtesy CAA)





provide more effective control over air traffic within the London Terminal Control Area (TMA). Simplified, the system will mean that control of aircraft within this area hitherto managed from individual airports will pass to a separate operations room at LATCC at West Drayton. Where two-way air traffic was previously in operation within the TMA a number of one-way discreet 'tunnels' will handle all traffic within the vicinity of major London Airports. This will, it is claimed, mean at least 30% more air traffic capacity being available without compromising air safety. Both v.h.f. and u.h.f. communications will be upgraded, increasing available channels and improvements made in quality of R/T. Increased outgoing traffic flow will enable existing aircraft to reach their optimum cruising altitudes much sooner than at present. It is planned that the CCF concept will in future be extended in the future to other TMA in the UK when finances permit.

## Abbreviations

ATC	air traffic control
CAA	Civil Aviation Authority
CCF	Central Control Function
DME	Distance Measuring Equipment
FIR	Flight Information Regions
LATCC	London Air Traffic Control Centre
MHz	megahertz
n.d.b.	non-directional beacon
R/T	radio telegraphy
TMA	Terminal Control Area
u.h.f.	ultra high frequency
v.h.f.	very high frequency
VOR	v.h.f. omni range
°N	degrees north (latitude)

Lufthansa  
Boeing 737-300  
'CityJet'.



# *There's much more out there*

## *Widen your interest in this fascinating hobby.*

**Short Wave Communications**  
**Peter Rouse GU1DKD**  
**PW Publishing Ltd**  
**ISBN: 1 874110 00X**  
**187 pages, price £8.95**

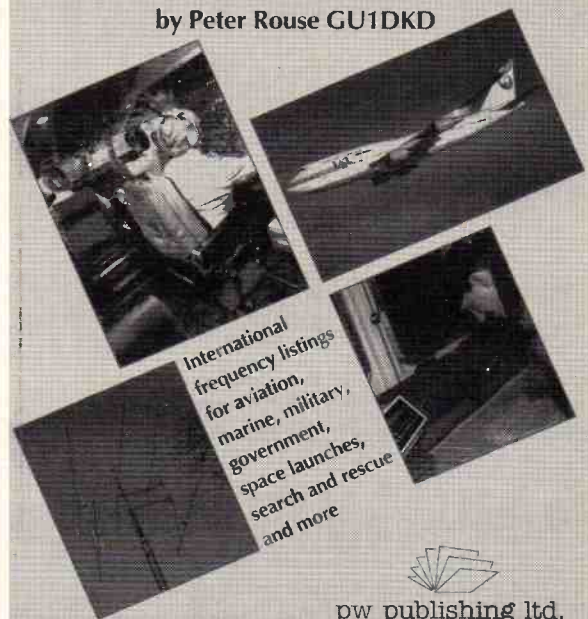
**Available from PW Book Service, post and packing £1.00.**

Newly published, this book, as its name suggests covers a very wide area and as such provides an ideal introduction to the hobby of radio communication. Logically laid out chapters take the reader through basic radio propagation, how to work your radio, and what the controls do. One chapter deals specifically with antennas, and another with band plans. There are many pages of useful information of where and when to listen on the bands, so you can successfully receive the service or transmissions that interest you. Using simple, understandable language throughout, the author has managed to make this book a good, basic, very readable introduction to a complex subject.

**Newcomers to the hobby will find this book to be invaluable.**

## SHORT WAVE COMMUNICATIONS

by Peter Rouse GU1DKD



  
pw publishing ltd.

# RECEIVERS ARE 'IN' AT WATERS & STANTON

New Fourth Edition

## VHF/UHF Airband Frequency Guide

This latest edition of our famous VHF/UHF Airband Frequency Guide has been completely updated. It's our biggest edition yet and is brimming with information of interest to all airband enthusiasts. Fully illustrated it covers a wide range of topics including aircraft radio services, emergency procedures, navigation, air traffic control, airband monitor receivers, suitable aerials and much more. The number of airfields listed has now been increased considerably to take in the many small private fields not included in our competitors' publications. Of course all the civil and military aerodromes have had their frequency lists updated and we now give approximate distance from the nearest towns for most entries. Many other frequencies are also listed including companies, air to air, display, VOLMET etc. If you want everything in one smart comprehensive bookshelf guide, then order your copy today.

**£6.95** + £1.25 P&P

## OUR BEST SELLING BOOKS

**SHORT WAVE LISTENERS CONFIDENTIAL FREQUENCY LIST** Bill Laver. Covering the services and transmission modes that can be heard on the bands between 1.635 and 29.7MHz New 1991 Ed. **£8.95**

**THE COMPLETE VHF/UHF FREQUENCY GUIDE 1991 Edition** This book gives details of frequencies from 26-2250MHz with no gaps and who uses what. Recently updated, there are chapters on equipment requirements as well as antennas, etc. **£5.95**

**THE SECRET OF LEARNING MORSE CODE** Mark Francis Designed to make you proficient in Morse code in the shortest possible time, this book points out many of the pitfalls that beset the student. **£4.95**

**MARINE UK RADIO FREQUENCY GUIDE** Bill Laver A complete guide to the UK s.w. and v.h.f. marine radio networks. Useful information, frequency listings and the World Marine Coastal Phone Stations **£4.95**

**HF OCEANIC AIRBAND COMMUNICATIONS 3rd Edition** Bill Laver HF aircraft channels by frequency and band, main ground radio stations, European R/T networks and North Atlantic control frequencies. **£3.95**

**THE POCKET GUIDE TO RTTY & FAX STATIONS** Bill Laver Just updated. Invaluable to all data users, information includes Embassies News Media, Military Marine aircraft etc. **£3.95**

PLEASE ADD £1.25 EACH P&P

## NEW MODEL OLD PRICE



**AOR AR-3000A £765**

## HUGE SAVINGS

BY BUYING OUR TESTED  
TRADE-INS - 3 MONTHS  
WARRANTY. SEND OR  
PHONE FOR LIST

## MORE BEST SELLING RECEIVERS

ICOM R1 0-1-1300MHz	£369
AOR-2000 500kHz-1300MHz Hand-held NO GAPS	£259
HP-2000E 500kHz-1300MHz Hand-held NO GAPS	£269
R2000 Kenwood super short wave receiver	£549
R5000 Kenwood top range super sensitive receiver	£895
FRG8800 Yaesu short wave receiver	£649
ICR71E Icom super top performer	£875
ICR72E Icom's budget short wave receiver	£659
HF225 LOWE Budget price - superb performance	£425
ICF2001D SONY No other portable can touch it!	£289
SW7600D SONY The smallest truly portable SSB/AM	£149
SW72 SONY portable SSB	£349

## LOW NOISE PRE-AMP

These new Pre-Amplifiers are a must for the scanner enthusiast and will allow reception of signals that were inaudible without them.

### MODEL M75


For base and handheld scanners

- 25-2100 MHz
- Low noise GaAs FET.
- Selectable filters for improved performance.
- Variable Gain Control.



**£69.95**

# YUPITERU SCANNERS




New  
Low  
Price  
**£229**

## MVT-5000

The MVT-5000 is still available and covers 26-550/800-1300MHz. If you don't mind missing the TV band, this model has to be one of the best ever scanners built. Its sensitivity is still unbeaten and its construction and reliability is legendary.

## The NEW MVT-7000 1MHz-1300MHz



**£289**

- AM-NBFM-WBFM
- Multiplesteps
- Better than 0.5µV
- 200 Memories
- Rotary Dial
- S-meter
- Fast Scan Speed
- Lockout/Priority
- NiCads
- Charger/AC PSU
- 12V Lead

## DIAMOND ANTENNA



**D505 ACTIVE AERIALS**  
**£69** 1.5MHz - 1300MHz

### ONE AERIAL DOES IT ALL!

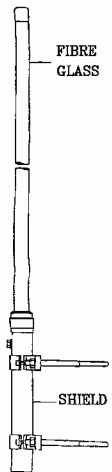
Just think one aerial for all your receivers. Both have built in matching circuits at the base of the antenna to provide high gain performance!

### Mobile Aerial D505

This aerial covers everything from long-wave to VHF. It is no larger than a conventional mobile aerial measuring just 29.5" long, fits any standard mobile mount and comes complete with cigar lighter lead and matching box with RF gain control.

### Base Station Aerial D707

Beautifully made from fibre glass, this rugged aerial will fulfil all your needs whether it be HF, VHF, or UHF. It comes complete with all the mounting hardware for mounting externally.



PL259

**D707 £99**

ADD £4.50  
DELIVERY

## Where does our equipment come from?

This is a question that you may be asking yourselves before you part with your hard earned cash. We are the official U.K. importers for ALINCO, MICROSET, TEN-TEC, DIAMOND, AZDEN, TONNA, ADONIS, REVEX, SAGANT, CREATE & GLOBAL. We are Authorised Distributors for KENWOOD, ICOM, YUPITERU, STANDARD, FAIRMATE, YAESU, NRD, SONY, PANASONIC, JAYBEAM, G-WHIP, DEE-COMM, SEM, SHINWA, AOR, AKD, ERA, BEARCAT, BLACK JAGUAR, SKY-SCAN, AEA, PAC-COMM, DAIWA, KENPRO, TOKYO & DEWSBURY.

Nothing we sell is grey imported by us and we can therefore give you full confidence in our products and after sales service.

# Waters & Stanton BEST PRICES!

Retail and Mail Order: 22 Main Road, Hockley, Essex SS5 4QS. Tel: (0702) 206835/204965 Fax: (0702) 205843  
Retail Only: 12 North Street, Hornchurch, Essex. Tel: (04024) 44765

VISA & ACCESS MAIL ORDER. 24 Hour Answerphone. Open 6 Days a Week 9am-5.30pm

Rail: Liverpool St./Hockley or District Line/Hornchurch



# ALINCO's

## "Professional Grade" Scanner DJ-X1. 500kHz-1.3GHz

**"A Scanner of Unrivalled Performance"**

### Specification:

Modes: AM/Narrow FM/Wide FM  
Steps: 5, 9, 10, 12.5, 20, 25, 30, 50, 100kHz  
Antenna: 50Ω BNC  
Supply: 6-15V DC (Internal 9V AA)  
24mA (Battery save.)  
Dimensions: 110 x 53 x 37mm  
Weight: 370g  
Configuration: AM/FM Triple conversion  
Sensitivity: NBFM -8dB (12dB SINAD)  
AM -2dB (10dB S/N)  
Memories: 100 in banks.

UK "Gold Seal" Warranty  
Now With Every Unit  
Look for the sign on the box!

Up until now most handheld scanners have been large and cumbersome with low grade plastic cases using technology that has been around for several years. The arrival of the ALINCO DJ-X1 has changed all that. This brand new receiver is ruggedly built, compact, and above all, ultra sensitive. ALINCO are the first major manufacturer of communications equipment to produce a new generation of scanning receiver. All of a sudden its competitors seem drab, old fashioned and lacking in sparkle and performance.

The new exciting DJ-X1 should be available now at your local dealer. Try it out for yourself, experience the superior design and performance. Compare it with "yesterday's" models and find out just how far advanced the new ALINCO scanner is! But just to wet your appetite, here's a few of its features:

★ 3 scanning speeds ★ 3 scanning modes ★ 100 memories in 3 banks ★ Auto memory loading ★ Priority channel ★ Dual rate battery saver ★ Large battery pack ★ Rotary frequency control ★ Illuminated key pad ★ Auto illumination mode ★ Dual antennas ★ 5 programmable bands ★ Widest range of frequency steps ★ Super front end sensitivity ★ Memory lockout ★ Mode scanning ★ Auto power off ★ Wide range of battery packs ★ Wide range of accessories ★ Intelligent mode programme ★ Rapid tuning rates of 1MHz/10MHz.

\*Each unit now comes with the UK Gold Seal Warranty. Look for the sign on the box!

### ALINCO STOCKISTS:

AVON: G4TJB (0934) 512757 : Uppington Tele-Radio Ltd (0272) 557732 : Amdat (0272) 699352  
BUCKINGHAMSHIRE: Photo Acoustics Ltd (0908) 610625 CAMBRIDGESHIRE: Link Electronics  
(0733) 346770 CHESHIRE: CB37 Communications (0270) 588440 : Flightdeck Ltd 061-499 9350  
CORNWALL: RV Heming Ltd (0637) 872191 : Marine Instruments (0326) 312414 COUNTRY  
DURHAM: Border Communications 091-4109 6969 DORSET: Poole Logic (0202) 683093 EIRE:  
Intronics 010-35321 1631007 ESSEX: Waters & Stanton (0702) 206835 : Selectronics (0268) 691481  
HAMPSHIRE: Farnborough Communications (0252) 518009 : Siskin Electronics (0703) 207155 : Nevada  
Communications (0705) 662145 ISLE OF MAN: Audio & Domestic Spares (0624) 815889  
LANCASHIRE: Holdings Amateur Electronics (0254) 59595

: Stewarts Radio (0253) 21163 LONDON (CENTRAL): Pali-Fones 071-436 0022 : Lee Electronics 071- 723 5521 : Ask Electronics 071-637 0590 : Ramsons 071-724 2373  
LONDON (EAST): Dressler Communications 081-558 0854 : Waters & Stanton (04024) 44765 LONDON (NORTH): Radio Shack 071-624 7174 LONDON (WEST): Martin  
Lynch 081-566 1120 : ARE Communications Ltd 081-997 4476 MERSEYSIDE: Amateur Radio Comms (09252) 29881 NORFOLK: Eastern Communications (0692) 650077 :  
DP Hobbs Ltd (0603) 615786 NORTH HUMBERSIDE: Heatherlite Communications (0964) 550921 NORTHERN IRELAND (LONDONDERRY): Omnicomm (0504) 48295  
NORTHERN IRELAND: Tyrone Electronics (0662) 242043 NOTTINGHAMSHIRE: RAS Nottingham (0602) 280267 SCOTLAND: Jaycee Electronics Ltd (0592) 756962  
YORKSHIRE: PA Electronic Supplies (0709) 527109 SURREY: Syon Trading (0372) 272587 SUSSEX: BREDHURST ELECTRONICS (0444) 400786 TYNE & WEAR:  
Alyntronics 091-2761002 WALES: TMP Electronics (0244) 549563 : Electromart (0792) 842135 WEST MIDLANDS: Aviation Hobby Centre 021-782 6560 : Hewards Home  
Stores Ltd 021 354 2083 : Raycom Communications Ltd 021 544 6767 : Dewsbury Electronics (0384) 390063 WEST YORKSHIRE: Fish Communications (0484) 420774  
WORCESTERSHIRE: Johnson Sound Services (0905) 25740 : SRP Trading (0562) 730672 YORKSHIRE: Air Supply (0532) 50981.

**UK Distributors: Waters & Stanton Electronics**  
22 Main Road, Hockley, Essex Tel: (0702) 206835



# £269

# When it comes to SONY Look to Lowe



ICF-SW1E

ICF-SW7600

ICF-2001D

AIR-7

## ICF-SW1E

Amazing is the only word to describe this ultra-compact radio. Measuring less than 5" x 3" x 1", yet packed with features and performance of a full-size portable, it covers long wave, medium wave and ALL of the short wave spectrum from 150kHz to 30MHz. It even covers FM stereo using the supplied earphones. You get keypad frequency entry, manual tuning and scan tuning for easy operation; whilst clear LCD digital readout (5kHz on SW) ensures accurate tuning. To keep your favourite stations, ten memories are provided and other features include dial lamp, Local/DX attenuator, keyboard lock, tone control and record output jack. To complete this total package there is even a built-in digital clock and alarm. A host of accessories including aerial, carrying case, manuals and others.

List price: £172 **Low price: £149**

## ICF-SW7600

This new SONY portable is a microprocessor controlled general coverage receiver with many advanced features packed into its 7.5" x 4.75" x 1.25" case. Direct access tuning from a clear keypad, manual tuning with UP/DOWN keys, 150kHz to 30MHz coverage plus FM broadcast (FM in stereo through supplied earphones), AM/FM/SSB modes, ten memory channels, auto scanning, tilt stand, keypad lock, 24 hour digital clock with timer and full facilities for tape recording.

List price: £172 **Low price: £149**

## ICF-2001D

Top of the SONY range and a firm favourite. I use one myself at home. The 2001D is a full-feature portable receiver giving you coverage from 150kHz to 30MHz with USB/LSB/AM modes, 116Mhz to 136MHz for the airband enthusiast and full coverage of the VHF FM broadcast band. Dual PLL frequency synthesis ensures accuracy and stability and the readout on short wave is to 100Hz. Features include keypad frequency access on all bands plus manual tuning control, built-in ferrite bar for LW & MW plus whip for SW and VHF, 12/24 hour clock and timer, wide/narrow IF filters, SONY synchronous AM detector with selectable sidebands, 32 channel memory with direct keypad access and memory scanning. Every possible feature is provided. The 2001D comes complete with many useful accessories.

List price: £345 **Low price: £279**

## AIR-7

An unusual airband portable and truly showing the SONY individual approach to design. The AIR-7 is easy to use and the audio quality is excellent; not only on airband but on broadcasts as well since it covers the 108-136MHz airband, the FM broadcast band, the VHF high band from 144-174MHz and, believe it or not, the LW/MW and low SW bands from 150-2194kHz. Ten memory channels, memory scan, keypad lock and priority channel. A truly comprehensive package. Complete with accessories. List price: £287 **Low price: £229**



SONY has brought Short Wave Radio operating convenience to new dimensions with the new ICF-SW77 through the exclusive combination of quick access tuning, synchronous detection, pre-set station tuning, auto scan and more!

**ICF-SW77**

Try it at any of our centres!

### Features:

- AM & SSB (LW, MW, SW) FM Stereo reception
- Synchronous detection for less fading/interference
- Keyboard entry/manual tuning rate 50Hz/1kHz
- Auto Scan Tuning
- Up to 20 Memory 'pages' with 5 stations on each
- World Time Clock System
- Full brochure on request

### Specifications:

- Frequencies:**
- FM 76.5-108MHz
  - LW/MW/SW 150kHz-30MHz
- Antennas:**
- Telescoping SW/FM
  - Ferrite Bar LW/MW
- Size:**
- 274mm x 165mm x 46mm
- List price: £389  
**Low Price: £329**

**LOWE ELECTRONICS LTD**

Chesterfield Road, Matlock, Derbyshire DE4 5LE  
Tel: 0629 580800 Fax: 0629 580020

Barry (S Wales): 0446 721304 \*Bournemouth (Closed Mondays): 0202 577760 Bristol: 0272 771770 Cambridge: 0223 311230  
Cumbernauld: 0236 721004 London (Heathrow): 0753 545255 London (Middlesex): 081-429 3256 Newcastle: 0661 860418



# DXing Non-Directional Beacons

## AIRBAND SPECIAL

*Nestling just above Radio 4 on the long waves and just below the medium wave bustle are the aeronautical locator beacons known as Non-Directional Beacons. Ben Nock G4BXD tells us how to DX these permanently transmitting stations.*

**T**he trouble with chasing DX is that in the first place it's not always there for one to attempt to receive. Not only do you need a decent receiver, a good antenna and lots of patience, but the DX has to be transmitting at the same time as you are listening. A rare country must be transmitting some r.f. before there is a hope of your cat's whisker detecting it! With Non-Directional Beacons there is no such problem as they are always available to try for.

These relatively low power n.d.b. transmitters are usually located on airfields and, by the use of a display in the cockpit of the aircraft, give bearing information that assists navigation. Although meant for local use, 15 to 30km, around the airfield, by tuning to two known beacons and getting a bearing on both, this will give, by triangulation, one's position in the sky, roughly.

### **What is an n.d.b.**

The actual is a low power a.m. transmitter supplying a carrier onto which is amplitude modulated a callsign sent in Morse code. The code group is repeated on a continuous basis. As most pilots are not too proficient at receiving 40 words a minute the Morse sent by the beacons is very slow and should be quite easily decoded, even by those with only a printed list out of a book. The callsign consists of either a single character, two characters or three characters, e.g. the callsign HG for Halfpenny Green airfield or CDF for Cardiff airport.

The beacons can be found between around 250 and 450kHz. There is usually more than one beacon on each channel, but the beacons will be separated by distance, i.e. a beacon in Scotland could be

on the same frequency as one on the south coast. Even when the channel is quite crowded with several carriers the code can be received by careful tuning to one of the sidebands, in fact the use of an s.s.b. receiver greatly improves reception. At this QTH a TS-430S is used and switched between upper and lower sideband depending upon the QRM from other carriers. If used on a.m. the resulting din makes it impossible to copy anything.

### **Antenna Requirements**

The antenna will, of course, make a world of difference, but most of the bits of wire available to DXers will be rather inefficient. This is because a halfwave dipole at these frequencies, say 300kHz, would need to be around 475m long and at a height of 240m to do the best job. If any reader has such an antenna, then they must be the owner of a world-wide radio station

**Table 1.**

Callsign	Location	Frequency (kHz)
ADR	Belfast	346.0
BHD	Berry Head	318.0
BMH	Bournemouth	339.0
BLK	Blackbushe	328.0
BZ	Brize Norton	386.0
CAR	Carnane	366.5
CDF	Cardiff	363.5
CHT	Chiltern	277.0
CT	Coventry	363.5
EME	East Midlands	353.5
EMW	East Midlands	393.0
EPM	Epsom	316.0
FNL	Fenland	401.0
FY	Finningly	408.5
GE	Gatwick	338.0
GG	Cardiff	329.5
HAW	Hawarden	340.0
HRN	Bournemouth	401.5
JEY	Jersey	367.0
LA	Lyneham	282.0
LPL	Liverpool	349.5
LIC	Lichfield	545.0
MCR	Manchester	388.0
MW	Middle Wallop	376.0
MVC	Colonne !!	298.0
OB	Heathrow	389.5
OF	Filton	325.0
OX	Oxford	403.5
RNR	Radnor	374.0
SND	Southend	362.5
SPY	Spijkerboor !!	381.0
SB	Sonderberg !!!	330.0
STU	Strumble	400.0
WCO	Westcott	335.0
WJ	Wittering	406.0
WOD	Woodley	352.0

# AIRBAND SPECIAL

and can I come and use it please? The same requirement also goes for the transmitting antenna. At most locations the power output of the final stage is in the order of 50W feeding through an a.t.u. to a measly 15m or so of end fed wire at something like 10m up - very poor radiator at these frequencies.

A quick listen round the band here in north Worcestershire, using a tatty piece of wire 15m long resulted in many stations, including those in **Table 1**.

The actual output power of the n.d.b.s vary from site to site. There is a monitoring station in Rugby that measures the field strength of the radiated signal which has to be within certain limits. Typical examples are Belfast's ADR which has a capacity of some 300 watts output but reduces this to run about one and a half amps of antenna current into a 100m wire. Then there is Fenland's FNL, north Cambridgeshire, that runs three 807 valves in parallel to a 17m vertical. Jersey's JEY runs some 60W to a T antenna and JW runs 10W to an inverted L. All these were readable at my QTH on 15m of wire.

There are various suppliers and sources of full call sign and location details around although some of the longer distance stations might not be so well detailed. A good source for the UK beacons is *Pooley's Flight Guide*.

## Antenna Options

A wire antenna, as long as possible and as high as is allowed(!) is very good at reception but suffers from the drawback that it will always be

pointing the same way and giving the same pile of signals. One method of sorting the pile into readable signals is to use a frame antenna that can be rotated and so null out one station to make another on the same frequency readable. An alternative to the frame antenna could be the ferrite rod antenna. This would probably be the easiest to start with as it is commonly available, ready wound, in any junked portable radio covering the long wave band.

## The Ferrite Rod

The rod, complete with windings is removed from the old set and some sort of mount arranged so that it can be rotated without the hand being too near it. The old portable usually employs some form of clips inside that already hold the rod and these could be removed at the same time and pressed into service. If the rod also has a m.w. coil it can be removed as it is not needed. A tuning capacitor is also needed and again the existing one can be used. If the attempt is undertaken with some thought the whole rod, capacitor and wiring can be removed in one go, saving considerable head scratching later.

There should be a coupling coil on the rod with the wires going off to the waveband switch, if fitted. This is the coil you will need to get the signals into your receiver. These are located, carefully unsoldered and a short cable fitted with a plug on the end to fit your receiver. As the l.w. coil was centred on 200kHz a slight retuning will be needed. Tune the receiver to around 350kHz and with the capacitor at half mesh, adjust the position of the coil and the rod to get maximum noise. Tune to an n.d.b. station - with the b.f.o. switched on is best - and rotate the rod for the best reception. Should you find two or more stations on the same frequency, the best action is to

rotate the rod for a null in the strongest station, which should then make it easier to copy the weaker ones.

## The Frame Antenna

The frame antenna, an old time invention but still a worthwhile idea, is relatively easy to construct. It consists of a loop of wire with a variable capacitor connected in parallel to provide the necessary tuning. A further loop placed close to the main loop acts as the pick-up feed to the receiver. A cross of wood is constructed on a base that can be rotated, so that a wire connecting the tips of the cross will give a square of wire with sides about 610mm long. The outer most edge of each wooden tip has a 'V' groove cut into it to hold the wire. The wire, anything around 30s.w.g., is fastened to the base and a loop wound around the tips of the cross, thus forming a square of wire. A good start would be to wind 262 turns with a 350pF variable capacitor. This is the normal value used in old valved receivers, etc. The pick-up loop, around 10 turns, is wound over the main coil and taken by a short cable to the receiver. Again the procedure is to rotate the coils so as to give a null on the strongest signal and enabling you to detect the weaker ones underneath. Some experimentation can be tried with the coil diameter, number of turns and wire size to optimise reception properties.

## Conclusion

The provision of these beacons, whilst being a welcome assistance while flying, can provide a real challenge for the serious DXer and a new source of interest in the field of communication. Perhaps some organisation might be interested in setting up a *Heard All Beacons Award*! Good Listening.

## Acknowledgements

Many thanks to Mr John O'Day, Belfast; Jersey Telecomm Department and Mr Neale who looks after Fenland.

## Abbreviations


a.m.	amplitude modulation
a.t.u.	antenna tuning unit
b.f.o.	beat frequency oscillator
DX	weak or far distant stations
kHz	kilohertz
km	kilometres
l.w.	long wave
m	metres
mm	millimetres
n.d.b.	non-directional beacons
pF	picofarads
QRM	man-made noise
QTH	station location
s.w.g.	standard wire gauge
W	watts



Frankfurt airport, the home base of the Lufthansa fleet.



Holbeck Cottage, 103 Hazelwick Road, Three Bridges,  
Crawley, Sussex RH10 1NQ



Aviation  
Enthusiasts  
Shop  
Telephone (0293) 523189  
Fax: (0293) 539823

### GATWICK'S OWN AVIATION SHOP

Suppliers to the airline industry and  
aviation enthusiasts

We sell all the popular books from TAHS, LAAS, Stansted, BUCHair etc.,  
plus all the essential monthly magazines, Good selection of aviation  
postcards, photographs and prints.

Quality telescopes from MIRADOR £12 to £370  
Quality binoculars priced from £44 to £95  
Airband Scanners

### AIRLINE DISPLAY MODELS

Sole UK stockists for  
FLIGHT MINIATURES from USA  
We also stock models from IMC, Holland

### THE RUNWAY CLUB £16.00 PER YEAR

Members receive RUNWAY NEWS every month  
The UK's most up-to-date enthusiasts magazine  
Also discounts at Runway Aviation Shop

### RUNWAY TOURS

A monthly series of two day flying visits to European capitals for 1992

Madrid February, Zurich March, Paris April, Frankfurt May,  
Stockholm June, Berlin/Warsaw August.

Details published in Runway News or contact the Runway Aviation Shop

We accept Access, Visa, Mastercard. Cheques with banker's cards and money.  
Situated at Three Bridges only ten minutes drive from Gatwick, five minutes drive from  
M23 and a five minute walk from Three Bridges station.

OPEN 7 DAYS A WEEK INCLUDING BANK HOLIDAYS 10.00-18.30  
Thursday 15.00-18.30 and Sundays 10.00-17.00

## ALAN HOOKER

RADIO COMMUNICATIONS EQUIPMENT



FREE  
WITH ANY VHF/UHF  
HANDHELD OR  
SCANNER

Allows you to  
safely mount  
your  
hand-held or  
mobile radio  
where you can  
see the  
controls...

#### SLIMLINE ■

£24.95

#### HEAVY DUTY ■

£29.95

■ Mounts any  
single flat  
surface

■ Adaptable to  
any vehicle or  
station use

## THE 'RIG SAVER'

APPROVED DEALER FOR

KENWOOD

ICOM

YAESU

AOR

42 Nether Hall Road, Doncaster, South Yorkshire, DN1 2PZ  
Telephone: Doncaster (0302) 325690

## MARTIN LYNCH

G4HKS

THE AMATEUR RADIO EXCHANGE CENTRE

286 Northfield Avenue, Ealing, London W5 4UB. Tel: 081 566 1120 Fax: 081 566 1207

SCANNERS &  
RECEIVERS -  
FROM THE UK'S  
AUTHORISED RETAILER



AOR  
AR1500 NEW - the only scanner with factory fit SSB...£299.00  
AR2000 the favourite 5-1300MHz...£259.00  
AR2500 for computer control, base scanner...£395.00  
AR2800 best all round base/mobile, includes SSB...£375.00  
AR3000A NEW - the latest version-unbeatable price...£ PHONE  
ACEPAC 3 computer control for 3000...£119.00

### YUPITERU

VT150 NEW - latest 142-170MHz handle...£159.00  
VT125 the best airband handle scanner...£149.00  
MYT7000 the favourite all band handle...£279.00

### ALINCO

DJ-X1E the smartest miniature pocket scanner...£259.00

### ICOM

ICR1 still the world's smallest scanner...£329.00  
ICR100 the best mobile scanner...£499.00  
ICR71E excellent HF RX, many used examples...PHONE  
ICR72E economy version of above...£589.00  
ICR7100HF 50kHz-2000MHz - see our other advert  
ICR9000 special deals on the world's best receiver

### KENWOOD

R2000 general coverage SW RX...£529.00  
R5000 Kenwood's top RX, special deals...£ PHONE

### LOWE

HF-150 NEW - latest portable/base HF receiver...£299.00  
HF-125 FREE shortwave confidential guide...£429.00  
Pop in to the shop to see all the above wired for demonstration.  
Finance available on new and used. Remember - I have the largest  
selection of used equipment in the UK - phone for your free list.

The shop is located just across the road from  
Northfields underground on the Piccadilly Line  
- the closest store to Heathrow. Only minutes  
from the M4/M1/M25.

BUYING  
OR SELLING...  
DIAL  
081-566 1120  
NOW!

ALINCO

KENWOOD

AMSTRAD

YAESU

ICOM

STANDARD

Authorised Dealer

Martin Lynch is a Licensed Credit Broker.  
Full written details upon request. Typical APR 32.9%

PHONE 081-566 1120

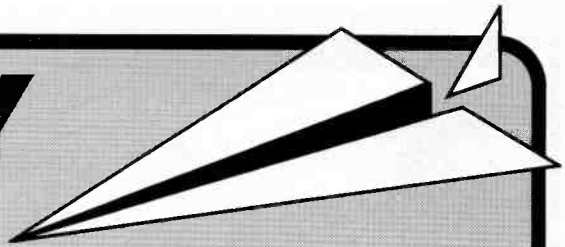
For fast mail order Tel: 081-566 1120.  
Please add £10.50 for 48 hour delivery.  
SHOP OPENING HOURS: Tuesday - Saturday 10 - 6pm.  
24 hour Sales HOT LINE 0860 339 339 (after hours only.)  
FAX order line open 24 hours.

# AIR SUPPLY

83B HIGH STREET, YEADON, LEEDS LS19 7TA

Tel: (0532) 509581 Fax: (0532) 508772

Shop just two minutes from Leeds Bradford Airport.



## AIR TRAFFIC CONTROLLERS

On hand to help you towards an interesting and rewarding pastime. Specialists in **AIR BAND RADIOS AND SCANNERS**. Hand held, mobile or base – AOR, Signal, Black Jaguar, Yupiteru, Icom, Uniden, Sony, Nevada: HF receivers from Sony, Icom, Lowe, Yaesu, Kenwood: wide range of accessories, aerials, plus CAA publications, maps, books, models from IMC, Wooster, Schabak, photos, souvenir products from British Airways and British Midland Airways. Large range of pilots products. Agents for Transair, AFE and Airtour. Plus lots more.

*If you would like our info pack send large SAE and stamps to value of 50p.*



Shop hours: 1000-1330: 1430-1700 (hours do vary) CLOSED WEDNESDAY



# JAVIATION

## THE VHF/UHF AIRBAND SPECIALISTS

### AT LAST!

Our new combined VHF/UHF frequency listing running to some 100 pages is now available. The new publication is in the same format as our previous individual lists and will be updated with the same regularity. Not only have we joined both lists together but added some extra information as well.

**VHF/UHF  
Frequency  
Listing:  
£6.50 + £1 p&p**

I would like to thank all of you who have, over the years purchased our listings and for the many kind & constructive comments that we have received along with the many snippets of valuable information that you have sent in.

Thanks.



### AR2515

Available from stock supplied with **FREE** IBM PC software.

### AR2800

Also available from stock worth giving us a call!

### AR2000

In stock, supplied with **FREE** leather carry case. £259.00

**Carlton Works, Carlton Street, BRADFORD, West Yorkshire BD7 1DA**  
**Telephone: (0274) 732146 Facsimile: (0274) 722627**



# HF Airband Communications

**AIRBAND SPECIAL**

**T**he number of aircraft using North Atlantic air routes currently exceeds 500 flights during peak daily periods. Not all this traffic originates from the UK but from Europe and the Middle East as well and this figure may give the impression of crowded airspace. But bearing in mind that the total oceanic area covered by North Atlantic Air Traffic control is in excess of 18 million km<sup>2</sup>, traffic density is considerably less than over land where for example UK ATC only covers approximately 896 000km<sup>2</sup>. However, aircraft will still require to be controlled accurately from the ground in a safe and orderly fashion. This is especially so when there is a concentration of transoceanic traffic at certain times due to differences of time zones plus the restriction on night landings and take-offs.

Other factors discussed later on in this article and the fact that most Atlantic air routes are from east to west or west to east combine to make for a less complex control system compared with overland flights. There is, nevertheless, a lot to be heard of interest to the s.w. listener provided he has a reasonably sensitive h.f. receiver equipped with s.s.b. mode and an efficient antenna system, preferably orientated north to south for optimum Atlantic reception.

## HF Communications

In view of the distances involved, neither u.h.f. or v.h.f. communication is possible except within the limited range of land-based transmitters that the 'line of sight' rule imposes. This factor combined with the curvature of the earth likewise restricts effective ground radar range to about 320km hence the inability to locate and



accurately position aircraft beyond this range. In the absence of this radar coverage to fix position of the aircraft, on-board inertial navigation equipment is used, hence the primary need for h.f. communication with its unlimited range and economy of power and minimum interference on s.s.b. operation, to continually update track details and other information to the respective oceanic control centres. This therefore is a feature that is different from air traffic control over land areas, where radar coverage is of paramount assistance to aircrew to relay exact position of aircraft.

## Oceanic Control Areas (OCA)

The present OCA that are incorporated into the North Atlantic Radiotelephony Network (NARTEL) is shown in Fig. 1. The UK based Oceanic Air Control Centre is located at Prestwick in Scotland and is known as Shanwick OACC. The R/T transmission facility for this centre is located at Ballygirreen near Shannon, Southern Ireland hence the coined word 'Shanwick'.

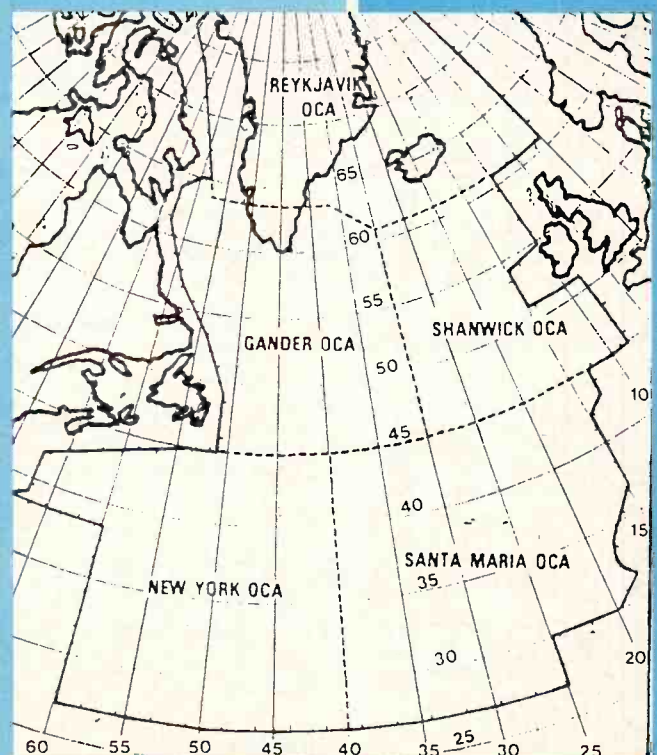
## North Atlantic Track Broadcast

Unlike the permanent airways controlled within UK airspace, routes of transoceanic aircraft

follow one of a number of parallel tracks that are determined on a day to day basis. The construction and positioning of these tracks is the joint responsibility of Gander and Prestwick Air Control Centres with the final arrangement being influenced by available information on weather conditions and location and strength of jet streams, factors that will significantly affect the aircraft's performance. An example of organised Atlantic

**The North Atlantic is one of the busiest air routes anywhere in the world. Although the actual traffic density is not as high as over the UK it still needs to be controlled. Philip C. Mitchell explains how this is achieved.**

**Fig. 1: North Atlantic Oceanic Control Areas.**



## GUIDE TO UTILITY STATIONS 1992

10th edition • 534 pages • £26 or DEM 70  
7500 new coastal and fixed station frequencies!

Our bestseller covers the complete frequency range between 0 and 30 MHz. We are the very first to publish *all* new maritime frequencies world-wide in use since the gigantic global frequency transfer in July 1991! Latest military and political events such as the impacts of the Gulf War and of the recent and current revolutions in Eastern Europe are covered exclusively by our UTILITY GUIDE. Sophisticated operating methods and regular overseas monitoring missions (1991 for months in India, Malaysia, Mauritius, Reunion, Surinam and Venezuela) complete this unique book.

The completely revised new edition includes a frequency list with 19136 frequencies, and a call sign list with 3514 call signs. Up-to-date schedules of FAX meteo stations and RTTY press services are listed both alphabetically and chronologically. Abbreviations, addresses, codes, definitions, explanations, frequency band plans, international regulations, modulation types, NAVTEX schedules, Q and Z codes, station classes, telex codes, etc. - this reference book list everything. Thus, it is the ideal addition to the World Radio TV Handbook for the "special" stations on SW!

Further publications available are *Guide to Facsimile Stations, Radio-teletype Code Manual* (11th editions) and *Air and Meteo Code Manual* (new 12th edition). We have published our international radio books for 23 years. They are in daily use with equipment manufacturers, monitoring services, radio amateurs, shortwave listeners and telecommunication administrations worldwide. Please ask for our free catalogue, including recommendations from all over the world. For a recent *Shortwave Magazine* book review see Ian Chard in issue 2/91. All manuals are published in the handy 17 x 24 cm format, and of course written in English.

Do you want to get the **total information** immediately? For the special price of £88/DEM 245 (you save £15/DEM 40) you will receive all our manuals and supplements (altogether more than 1700 pages!) plus our **Cassette Tape Recording of Modulation Types**.

Our prices include airmail postage to everywhere in the world. Payment can be by £ or DEM cheque, cash, International Money Order, or postgiro (account Stuttgart 2093 75-709).

Dealer inquiries welcome - discount rates on request.

Please mail your order to:

**KLINGENFUSS PUBLICATIONS**  
Hagenloher Str. 14, D-7400 Tuebingen, Germany  
Tel. + +49 7071 62830

## ENTERPRISE RADIO APPLICATIONS ALTD.

5 Clarendon Court  
Winwick Quay  
Warrington  
WA2 8QP  
Tel: (0925) 573118

### MK.II MICROREADER




The easiest way to receive CW & RTTY without all the fuss of computers. Just plug into your speaker socket and switch on. The Microreader automatically decodes both amateur and commercial stations displaying the received text on its own LCD screen. The Microreader also incorporates a MORSE TUTOR facility that allows you to check both your receiving and sending performance. **£170.00**

### BP34 AUDIO FILTER

Someone once said that this filter is too good for amateur radio use. We, along with hundreds of BP34 users would disagree. The BP34 combines ease of use with a degree of performance not found in any other filter. Exceptionally sharp cut off and guaranteed 80dB stopband attenuation make this filter a must for the more serious user. **£109.50**

### RS232 DISPLAY

Don't tie up your computer while monitoring. This new unit will display, store and print messages sent via the RS232 output from the MICROREADER or PACKET TNC. Text is stored in memory and at the same time displayed on the large 160 character backlit screen. A unique scrolling facility allows you at any time to scroll back and forth through over fifty screens of text messages while still receiving data. The display incorporates a PARALLEL PORT that allows printing of all or selected sections of text at the touch of a button. **£185.00**



### BP12 DATA FILTER

A compact low power filter specifically designed for data applications such as CW, RTTY & HF PACKET. Both audio and TTL tone data outputs are provided. Ideal for use with computers. **£44.00**



All products are guaranteed for two years and all prices include VAT and postage and packing.



# C.M.HOWES COMMUNICATIONS



## NEW HARDWARE PACKAGES

Now your home brew gear can look as good as factory equipment! With our interlinking range of kits it has always been possible to expand one of our simple receivers into a transceiver by adding the relevant transmitting kits. Now we can also offer custom made metal work to give the project a really high standard of finish.

Receiver kits start at **£15.90** for single band SSB/CW. Transmitters start at **£14.80** for single band CW. A transceiver "hardware pack" costs **£29.90**.

If you are just starting shortwave listening, studying for a Novice Licence, or an experienced operator needing a QRP rig for home or holiday use, we have a good selection of high quality, easy to build kits for you to choose from. The beauty of HOWES KITS is that you can start with a beginner's receiver and upgrade to a transceiver in easy stages. A full range of matching accessories is also available. Please send an SAE for further information. We have too many kits to even just list them here!

## ANTENNAS AND PRE-AMPS

### AA2 ACTIVE ANTENNA for 150kHz to 30MHz

The HOWES AA2 is the active antenna to use for general coverage HF reception. Broad-band performance that does not tail off at the higher frequencies. The neat, compact answer for those with limited space, holiday use, mobile operation etc. Two selectable gain settings, local or coax powering (12 to 14V) IP3 +38dBm. Easy to build and much liked by customers!

AA2 Kit: **£8.50** Assembled PCB module: **£12.90**

Mail order to:

**EYDON, DAVENTRY**  
**NORTHANTS NN11 6PT**  
Tel: (0327) 60178



### AA4 ACTIVE ANTENNA FOR SCANNERS

The HOWES AA4 gives full coverage from 25 to 1300MHz in a neat compact package. The antenna is only just over 16 inches long, and is designed to be the answer to space/visibility problems for home or portable operation. A low noise microwave IC is used as the active element. This "high tech" approach gives good performance with a low parts count, making construction straightforward. Reviewed in the November '90 *Short Wave Magazine*. Excellent performance in a small space!

AA4 Kit: **£19.80** Assembled PCB modules: **£26.80**

### SPA4 BROADBAND PRE-AMP

The HOWES SPA4 is a low noise IC pre-amp covering 4 to 1300MHz for use with wideband passive antennas (discones etc). If signals tend to be rather weak in your area, then the SPA4 could be just what you need!

SPA4 Kit: **£14.90** Assembled PCB modules: **£20.90**



## ADD-ON DIGITAL READ OUT

The new HOWES DFD4 Digital Frequency Display adds "Digital Readout" to analogue type receivers and transceivers. If you own an FRG7, FT101, TS520, etc., then we had you in mind when we designed this kit. You can even add digital readout to a surplus WW2 receiver, or domestic broadcast set.

The DFD4 can accommodate any IF frequency offset, VFOs that tune normally or "backwards" - all with a resolution of 100Hz. Versatile indeed! A small buffer module for easy connection to the radio is included in the kit. Why not give me a ring to discuss its use with your rig, or send an SAE for more details?

DFD4 Kit: **£39.90** Assembled PCB modules: **£59.90**

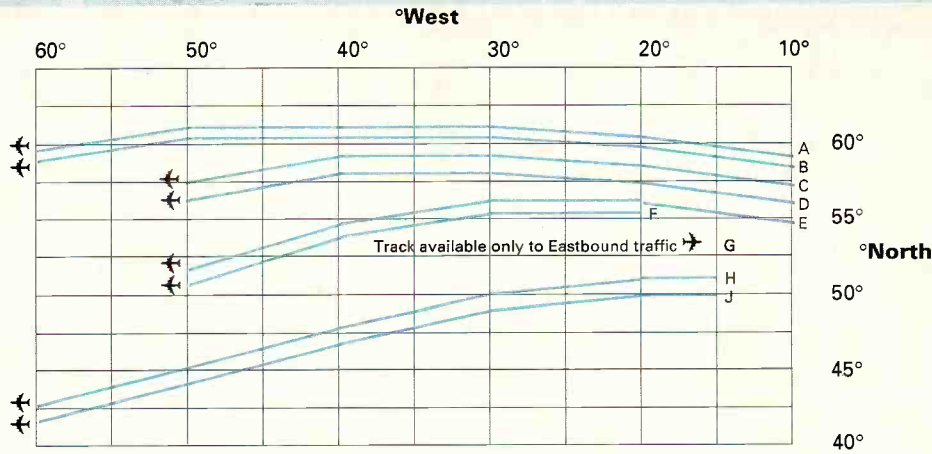
PLEASE ADD **£1.20 P&P** to your total kit order (£3.00 for hardware).

HOWES KITS are produced by a professional RF design and manufacturing company. They contain a good quality printed circuit board with screen printed parts locations, full clear instructions and all board mounted components. Sales and technical advice are available by phone during office hours. Please send an SAE for our free catalogue or specific product data sheets. Normally all kits are in stock and delivery is within 7 days.

72 & 73 from Dave G4KQH, Technical Manager



# AIRBAND SPECIAL



**Fig. 2: North Atlantic Organised Tracks as broadcast daily by Shanwick.**

tracks for one day, details of which can be heard on a continuous broadcast from Shanwick OACC on v.h.f. 133.8MHz is shown in **Fig. 2**. There is one exclusion however to using these organised tracks and that is for Concorde flights, by nature of this aircraft's enhanced performance over subsonic aircraft, which is dealt with later in this article.

## Oceanic Clearance

Before commencing transatlantic flights, aircraft must obtain authorisation for oceanic clearance and verification to use an optimum track relative to its particular flight path. Oceanic clearances can be heard from Shanwick OACC on v.h.f. 123.95MHz for aircraft registered in States west of 30°W and on 127.65MHz for aircraft registered east of 30°W (including Australia). This clearance should normally be obtained before reaching a point east of 2°W for westbound flights.

## North Atlantic (NAT) HF Communications System

Having now obtained oceanic clearance for a particular track, westbound aircraft will proceed to it via fixed entry points as indicated in **Fig. 3** and hence under the control of Shanwick OACC. The change over from v.h.f./u.h.f. to the h.f. communication area will occur sometime prior to the aircraft entering its fixed entry point and will be passed to the aircraft by the appropriate Air Traffic controller in the London, Shannon or Scottish flight information region (FIR) to 'continue with Shanwick on h.f.'. As with oceanic clearance, specific h.f.s are

allocated to aircraft according to whether registered west of 30°W or east of 30°W and the route flown. The frequencies are grouped into 'families' A B C and D and are shown in **Fig. 4** and the distribution of those frequencies by the aircraft's route taken, are shown in **Table 1** on page 28, several alternatives of which are given for the same ground station, although it would appear that those in the 8MHz family are the most frequently encountered. A typical air to ground conversation from say 8.825MHz would be thus:

'Speedbird 256, 50°N 2°W (current position) 0800hrs. Flight level 370 (37000ft). Outside air temp -50°F. Wind speed 120kts. Estimate 50°N 30°W 0900hrs. Next 50°N 40°W (next reporting point)'. By retaining contact on this frequency it is possible to accurately track progress of this aircraft on most of its oceanic flight.

## Concorde Flights

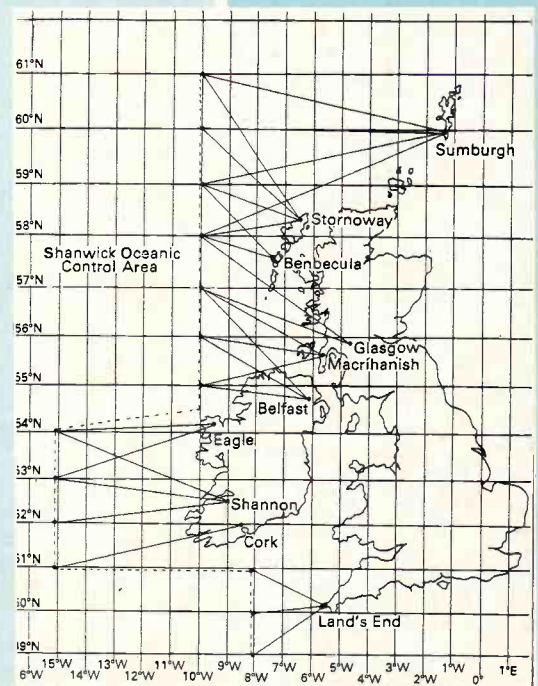
Within UK airspace and whilst under land air traffic control, Concorde flights follow normal procedures. However, in view of this aircraft's eventual cruising altitude of around 60 000ft and supersonic speed during most of its ocean flight, three permanently fixed tracks (track SM east to west, SN west to east and SO as reserve track) are allotted across the North Atlantic. This desirable feature is possible since ocean weather conditions, greatly reduced jet stream effects at the enhanced flight levels and the much greater speed of this aircraft will, unlike subsonic aircraft have little influence over Concorde's performance. It should also be noted that because these tracks do not vary on a day to day basis,

oceanic clearance is normally given as a routine at commencement of flight. HF Communication procedures however remain the same as with subsonic aircraft.

## Selcal

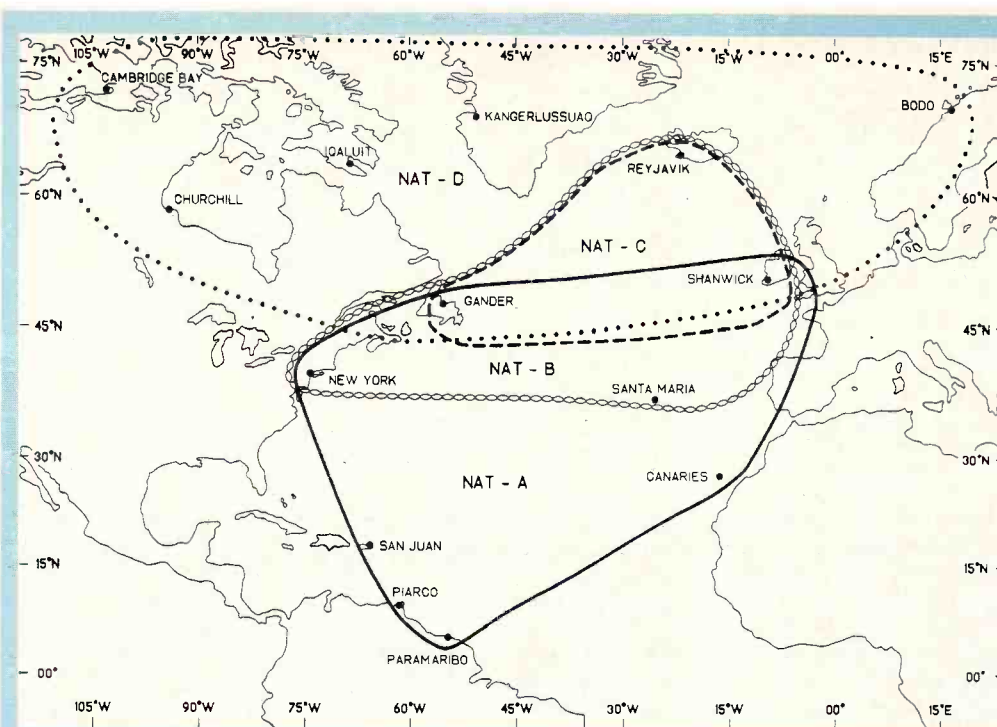
Constant monitoring of all transmissions from the ground on the aircraft's radio, with only messages for that particular aircraft being received is a sensible feature, considering the duration of a transoceanic flight maybe in excess of five hours. The Selcal system (SElective CALLing) enables a special code to be allocated to each aircraft under control from a Oceanic Control Centre. The code, in the form of a two tone signal, is transmitted when the ground station needs to communicate with a particular aircraft and will activate only that specified aircraft's receiver. The Selcal signal is

**Fig. 3: North Atlantic Organised Track system entry points for westbound tracks. (Information provided by CAA).**



# AIRBAND SPECIAL

**Fig. 4: North Atlantic Communications Areas. frequencies are given in Table 1. (Source: RAF).**



**Table 1: Frequencies used in the North Atlantic h.f. Communications Area.**

<b>NAT A</b>	Southern Routes all Aircraft			
Gander				
New York				
San Juan				
Santa Maria	3.016	5.598	8.825	13.306MHz
Shanwick				
Paramaribo				
Canaries				
<b>NAT B</b>	Central & Northern Routes for Aircraft Registered W of 30°W			
Gander				
Reykjavik				
New York	2.899	5.616	8.864	13.291MHz
Santa Maria				
Shanwick				
<b>NAT C</b>	Central & Northern Routes for Aircraft Registered E of 30°W			
Gander				
Reykjavik	2.962	5.649	8.879	13.306MHz
<b>NAT D</b>	Northern Routes Outside NAT Organised Track System			
Cambridge Bay				
Gander	2.971	4.675	8.891	11.279MHz
Reykjavik				
Shanwick				

confirmed on h.f. at the commencement of transoceanic flight. Either a visual indication or an audible warning will be given to the crew to inform them that the controller has traffic for them. The Selcal two tone signal can clearly be heard on the relevant h.f. communication frequencies listed in **Table 1**.

### Peak Traffic Periods

Most eastbound arrivals from North America to the UK reach their peak in the early morning between 0900 and 1000 thus permitting the aircraft to turn round, refuel and service in time to departure in the afternoon and evening. Two main traffic flows are thus established and will therefore be related to two periods of active radio traffic. For the airband enthusiasts amongst you, it should now be possible to accurately log the progress of any one particular North Atlantic flight from UK departure airport to way out over the Atlantic. It would be interesting to learn just how far good DXing will maintain contact with the flight.

### Abbreviations

ATC	Air Traffic Control	km <sup>2</sup>	square km
CAA	Civil Aviation Authority	MHz	megahertz
DXing	'long distance' listening	NARTEL	North Atlantic Radiotelephony Network
E	east (longitude)	OACC	Oceanic Air Control Centre
FIR	flight information region	R/T	radio telephony
ft	feet	s.s.b.	single sideband
h.f.	high frequency	u.h.f.	ultra high frequency
hrs	hours	v.h.f.	very high frequency
km	kilometres	°N	degrees north (latitude)
		°W	degrees west (longitude)



# A.R.E.

COMMUNICATIONS

**OPENING HOURS...**  
 MON - FRI - 8.30 - 6 p.m.  
 SATURDAY - 9 - 5 p.m.  
 SUNDAY - 9 - 12 (noon!)

**6. ROYAL PARADE  
 HANGER LANE  
 EALING -  
 LONDON WSA 1 ET  
 ENGLAND**

Tel: 081-997 4476  
 Fax: 081-991 2565

WE CAN OFFER **INSTANT CREDIT**  
 SUBJECT TO STATUS

**NOW AUTHORISED  
 SONY DEALERS**

THEY NEVER STOP!

**COME & SEE  
 WHY WE ARE NOW  
 CONFIRMED AS  
 THE U.K.'S LARGEST  
 ICOM DEALER**

and  
*Try out the rig of  
 your dreams in our  
 totally \*  
 REDESIGNED \*  
 Showroom*

**H-P  
 AVAILABLE**  
 ALL EASY TERMS  
 ARE BASED ON AN  
**APR of  
 32.9%**

**CHECK THESE OUT - HAPPY 1992 TO ALL!  
 ONLY AVAILABLE from A.R.E**

**IC-R7100 WITH H-F**  **THE BEST  
 H/F CONVERSION  
 AVAILABLE**

**IC-R100 WITH S-S-B**  **ONLY  
 FROM  
 A.R.E**  
 500 KHZ - 1800MHZ  
 100 Memories

**IC-R1 WITH S-S-B**  **UNIQUE  
 TO  
 A.R.E**  
 100 KHZ -  
 1300 MHZ

**ALINKO  
 DJ-XI**  
 500 KHZ - 1300MHZ  
 The **ULTIMATE  
 SCANNER!  
 RECEIVER**  
**2 M.  
 HAND HELDS  
 FROM £139!**  
**NOW  
 IN STOCK**

**We**  
 CARRY A FULL  
 RANGE OF  
**KENWOOD  
 PRODUCTS**  
 AT  
**UNBEATABLE  
 PRICES!**

**COFFEE  
 & Home made  
 CHOC CHIP  
 BISCUITS**

*Now Being  
 Served!*

**NRD  
 535**  
**SIMPLY  
 The BEST!**  
*Available Now*

**ALL  
 YAESU  
 MODELS  
 IN STOCK**

**ALINKO  
 DJ F1E**  
 NOW IN  
 STOCK! **£528 NOW IN STOCK!  
 UNBEATABLE!**

**IF YOU HAVE ANY UNIT TO SELL  
 OR PART EXCHANGE - COME TO US  
 FOR A TERRIFIC DEAL!**

**ALINKO  
 HAND HELDS  
 IN  
 STOCK**

**LOVE  
 THE POST!  
 ENJOY!**

**20  
 A.R.E.  
 Communications  
 England**

**A.R.E.  
 COMMUNICATIONS  
 EASY PARKING  
 AT REAR**

**WE HAVE AN EXCEPTIONAL  
 RANGE OF SECONDHAND  
 EQUIPMENT** ALL BACKED BY OUR  
**3-MONTH GUARANTEE**

## THIS IS THE NEW LEE'S! COME AND SEE OUR SELECTION OF SCANNERS

**Lee  
 Electronics**



The new  
**AR2000**  
 500kHz-1300MHz  
 with better  
 sensitivity  
 than the  
 original 2000 **£269**

**AR2500**  
**AR2500** - Base/mobile scanning receiver featuring coverage from shortwave to microwaves. All mode operation AM, FM (narrow), FM (wide) and built-in BFO for USB, LSB and CW. Massive memory storage backed up permanently with an EEPROM so no battery is required. Operation is from a nominal 13.8V DC supply (power supply included). SSB is used by many services especially on shortwave including Amateur band and oceanic airband) to extend the operational coverage of their transceivers. Its inclusion on these receivers isn't just an added bonus but a positive asset. **£419**




**AR3000A**  
 The AR3000A is a follow on from the highly acclaimed AR3000. Many major improvements have been implemented at the request of enthusiasts. The tuning control is now 'free running' to provide a smooth feel for SSB/CW, x10 buttons have been added to make step size faster and more convenient. All information is contained on the LCD instead of a separate status LED indication. The RS232 facility has a switch on the rear panel to enable/disable operation. Memory clear and full microprocessor reset functions are available from the front panel. The re-writing of microprocessor firmware using an even more efficient language has further increased scan and search speeds. **£765**

By the time you read this advert the new

**AR1500 +SSB**

should be available 100kHz-1300MHz and same modes as the AR2000.  
 Price to be confirmed Approx. **£300**


**400 EDGWARE ROAD, LONDON W2 Telephone: 071-723 5521 Telex: 298765**

**OPENING TIMES: 9.30am-5.30pm Mon-Fri. 10am-4.30pm Sat.  
 Normally 24hr despatch but please allow 7 days for delivery**



# ICS

## Shortwave and Satellite



The FAX-1 is an economical means of obtaining high quality weather maps from an HF SSB receiver and a computer printer. Simply plugs into the loudspeaker output socket of the receiver and feeds any Epson compatible 9 or 24 pin printer. Automatic operation with built in timer and manual override. Prints press pictures, weather maps and radio amateur transmissions from around the world. Also receives RTTY and Navtex text transmissions. Superb image quality from a proven product that is widely used by professional weather forecasters.

**FAX-1: £299.95 Post and packing: £6.00**

**FAX-1 with computer printer, leads and power supply (FaxPack): £449.95. Post and packing: £10.00**



The MET-2 gives superb live cloud cover pictures on any IBM-PC compatible computer direct from the geostationary Meteosat satellite. Covers all of Europe, Middle East, Africa, as well as North and South America. Automatic animation of sequential pictures. Zoom. False colours. Stores and displays the full resolution of the satellite. Everything provided from the antenna to the software. All you need is a PC - preferably with a VGA monitor and a 286 processor or better. Can be extended to receive pictures from the low earth orbiting NOAA satellites with our optional antenna and receiver package. Send for free colour brochure.

**MET-2: £822.44. Post and packing: £10.00**

**NOAA receiver, antenna and software: £340.69. Post and packing: £10.00**

*Prices include VAT at 17.5% .*

*Send for free Catalogue.*

*Office hours, 09.00 to 12.30, 13.30 to 17.30. Callers by appointment. Available direct or from our dealers.*

**ICS Electronics Ltd. Unit V, Rudford Industrial Estate, Ford, Arundel, West Sussex BN18 0BD.  
Telephone: 0903 731101 Facsimile: 0903 731105**



# Aero Radiobeacons

## AIRBAND SPECIAL

**Since completing a 533mm loop antenna Percy Tannac has found a whole new area of exploration. Aero Radiobeacons are to be found between 300-400kHz and Colin Frowen contributed the list published here.**

**T**here are a whole host of Aero Radiobeacons surrounding our country and the near Continent. Strangely enough, I showed four or five of the frequencies, with their associated callsigns, to various people at the Mercury show, but none could identify them.

Thumbing through an old

*Nautical Almanac* I found some mention of these Aero Radiobeacons and, drawn to the name of Colin Frowen in the 'Airband' section of *SWM*, I wrote to him on the subject. Colin very kindly sent me a list of some 88 callsigns and frequencies, written by hand as his printer was out of action - which I thought was most

commendable and has certainly solved a problem for me.

I wonder if there are any other readers, who like myself, having discovered these transmissions, have found an interest in them and yet have not been able to discover much about them?

Beacon	Code	Frequency (kHz)	Beacon	Code	Frequency (kHz)
Aberdeen	AQ	336.0	Heidelberg	HDL	417.0
Aberporth	AP	370.5	Henton	HEN	269.0
Alderney	ALD	383.0	Hericourt	HR	289.0
Amboise	AMB	341.5	Hyerès	HYE	322.0
Amsterdam	SPY	381.0	Ronaldsway	CAR	366.5
Anderstorp	AN	268.0	Jersey	JEY	367.0
Antwerp	ONW	355.0	Kleine Brogel	ONT	448.5
Augsburg	AGB	318.0	Lanveoc	BST	316.0
Barra	BRR	316.0	Lee-on-Solent	LS	323.0
Basle	BN	306.5	Le Harve	LHO	346.0
Beccles	BE	357.0	Le Luc	LU	326.0
Belfast	ADR	346.0	Le Mans	LM	326.0
Blackbushe	BLK	328.0	Lichfield	LIC	545.0
Brawdy	BY	414.5	Gatwick	GY	365.0
Brussels	BUN	341.5	Gatwick	GE	353.5
Carrickfin	CFN	361.0	London City	LCY	322.0
Charleroi	ONC	323.0	Heathrow	W	334.0
Clacton	CLN	669.5	Heathrow	OE	334.0
Clonmel	CML	387.0	Heathrow	NE	389.5
Cognac	CGC	354.0	Lorient	LOR	294.2
Cumbernauld	CBN	374.0	Luxemborg	ELU	368.5
Dortmund	DWI	357.0	Luxeil	LXI	363.5
Dounreay	DO	364.5	Middle Wallop	MW	376.0
Dresden	GBZ	342.0	M'gladbach	MGB	377.0
Dublin	RSH	326.0	Nancy	NAY	295.0
Dublin	GAR	407.0	Nantes	GL	369.0
Dusseldorf	DUE	269.0	Nicky	NIK	336.5
Edinburgh	EDN	341.0	Northampton	NN	378.5
Eindhoven	EHN	397.0	Norwich	NH	371.5
Epinal	MI	419.0	Orleans	OAN	385.0
Epsom	EPM	316.0	Ostend	ONO	399.5
Evreux	EUX	324.0	Penzance	PH	333.0
Fairoaks	FOS	348.0	Poitiers	PI	378.0
Fawley	FAW	370.0	Radnor	RNR	374.0
Fife	GO	402.0	Rochester	RCH	369.0
Filton	OF	325.0	St. Dizier	SDI	373.0
Frankfurt	FFM	320.0	Shoreham	SHM	332.0
Fredrichshafen	FHA	473.0	Sleep	SLP	382.0
Fulda	FDA	441.0	Sligo	SLG	384.0
Galway	CRN	321.0	Southend	SND	362.5
Glasgow	GLG	350.0	Strumble	STU	400.0
Great Yarmouth	ND	397.0	Swansea	SWN	320.5
Guernsey	GUR	361.0	Tours	TUR	331.0
Halfpenny Green	HG	356.0	Waterford	WTD	368.0
Hannover	HAE	332.0			

May 1991

**Table 1: Aero Radiobeacons in the UK and Europe**



# ASK ELECTRONICS LTD

## MULTI-BAND RADIOS



### SONY

ICF-SW1E .....£134.95



#### ULTRA-COMPACT SHORTWAVE RADIO WITH PLL SYNTHESIZER CIRCUITRY


FM/LW/MW/SW reception • PLL synthesized circuitry • FM stereo • Continuous AM frequency coverage • 4 way tuning: 10 memory presets, auto scan, manual tuning, 10 key direct tuning • Programmable timer • Sleep function • Digital clock and alarm • LCD display with light function • Dual conversion system • 2 step tone control • Key protection • Record out socket • Supplied with stereo earphones shortwave guide and compact aerial • Power: 2xAA size battery.

ICF-SW800 .....£94.95

ICF-SW1S KIT .....£195

ICF-SW20 .....£59

AN-1 ANTENNA .....£49



SONY SPECIALISTS 071-637-03531 071-637-0590 Fax: 637-2690


#### YOUR SONY SPECIALIST

Full Worldwide Guarantees from SONY! CALL THE SONY SPECIALISTS 071-637-0353/0590!!  
Mail Orders Welcome. 071-637-0590/0353 Fast - Efficient - Convenient. To your doorstep!!

**CALL NOW FOR IMMEDIATE DESPATCH! MAIL ORDER LINES 071-637-0590/0353!!**

### SONY

ICF-SW7600 .....£134.95



#### HIGH PERFORMANCE PORTABLE RECEIVER WITH PLL SYNTHESIZER CIRCUITRY AND CONTINUOUS AM FREQUENCY COVERAGE

LW/MW/FM/SW/SSB reception • PLL synthesized circuitry • FM stereo • Continuous AM frequency coverage • 4 way tuning: 10 memory presets, auto scan, manual tuning, 10 key direct tuning • Sleep function • Digital clock • Programmable timer • 2 step tone control • Antenna input socket • Headphone socket • Key protection • LCD display • Dual conversion system • Supplied with compact antenna, stereo earphones and AC power adaptor • Power: 4xAA size battery.

ICF-PR080 Air/morine .....£275

ICF-AIR7 .....£229

WA-8800 Full SW M-band stereo cassette recorder .....£199

CR-V21 world band receiver - fax printout, RTTY weather rec .....£2699



### ROBERTS

R727 5 bands - FM/MW/SW/LW/SW1-4 .....£79.95

R747 3 bands .....£92.95

RF-M3 Tiny .....£59.95

RP-26 FM/MW/LW .....£81.95

RP-14 Cassette radio 4 FMs .....£60.95

RC-30 Mono cassette radio .....£51.95

#### AWARD WINNERS

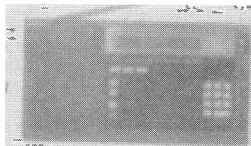
**071-637-0353/0590**

#### AN AWARD WINNING MASTERPIECE

ICF-2001D Kit .....£319.95 ONLY  
Finest all-round pro-receiver in the business.

FM/LW/MW/AIR multi-band reception • 32 station preset memory • Synchronous detector circuit • PLL quartz-locked synthesiser circuit digital/analogue tuning • 2-way scan tuning (memory, broadcast, define) • 2-position tone control • Direct metre band access • 4-event programmable time • AM attenuator SSB reception • External antenna for AM, FM and AIR band • 288x159x52mm (w/h/d) 1.7kg. 2001 DSYSTEM-ICF-2001D with active antenna AN-1 in one complete package.

NEW ICF-SW77 Similar specification to 2001D but with jog-shuttle dial tuning for accuracy .....£329



### GRUNDIG

SATELLIT 650 .....£459.00

SATELLIT 500 .....£275.00

SATELLIT Cosmopolit .....£91.90

YACHT BOY 220 .....£56.99

YACHT BOY 230 .....£73.00

CONCERT BOY 225 .....£36.70

PLEASE MAKE ALL CHEQUES PAYABLE TO  
**ASK ELECTRONICS AT:  
248-250 TOTTENHAM COURT  
ROAD, LONDON, W1P 9AD, UK**

### PHILIPS

#### D2345

• Portable Radio • LW/MW/FM/2 x SW • Fine Tuning Control • Mains/battery supply .....£24.95

#### D1875

• Compact 12-band Portable Radio • LW/MW/FM/9 shortwave • Large tuning control • Tuning LED indicator • Telescopic and ferritecore aerial • DC supply connection • Earphone connection • Wrist strap • Attractive pouch .....£49.95

#### STILL ONLY!

**£119.95**

**BEST BUY!!**

### PHILIPS


#### D2935 RADIO

• All electrical digital world receiver • LW/MW/FM/13 x SW • Continuous tuning over total AM band • Direct keyboard tuning • 9 station memory • Variable pitch BFO for CW/SSB reception • Touch panel switching • LCD frequency display • Mains/battery supply

PROFESSIONAL W/BAND RECEIVERS .....£2699

#### WORLD BAND RECEIVER WITH MULTIBAND/SATELLITE RECEPTION AND RTTY/WEATHER FAX PRINTOUT

FM/LW/SW/SAT reception • Reception and print out of weather fax and RTTY weather satellite information with optional AN-P1200 aerial • Built-in printer • Triple loop PLL synthesized circuitry • 5 way tuning: 421 memory presets, scan tuning (auto, define and memory), spectrum analysed tuning (using graphical display of signal strength), manual tuning with jog dial, 10 key direct tuning • Continuous waveband coverage AM 9.29999.99 KHz, FM 87.5 - 108 MHz, SAT 137.62/141.12 MHz • Synchronised detection system • Auto memory input for easy automatic storage of up to 10 stations • Priority reception • B Programme/1 week timer • TCXO (Temperature Compensated Crystal Oscillator) for ultimate stability of the reception frequency • Active search system • Memory list • Sleep function • Cassette player /computer interface for data storage and other uses • Built-in high resolution thermal printer using 110mm paper with horizontal resolution of 860 dots • Printer with enlargement capability • Dual power supply - AC adaptor/rechargeable battery pack • External active antenna • AF filter • Digital quartz clock • Large LCD display with contrast control • Squelch control • Key protection • AM attenuator, dual conversion system • RF gain control • Record out • External aerial sockets • Supplied with AC adaptor, Rechargeable battery pack, battery charger, active antenna with bracket and cable kit, dust cover, printer paper, shortwave guide, fax guide and operation table • Power: NP22.



#### AN P1200

Offset Parabolic antenna and frequency converter • Designed to augment the CRF-V21 • Capable of receiving fax broadcasts from meteorological satellites • Size: 1.25m x 2m x 1.5m (w x h x d) .....£1599

#### SALE

**PANASONIC**  
RF-B900 W/BAND RECEIVER

### YUPITERU

AIR-POWER AT YOUR FINGERTIPS

VT-125 II .....£169.95

MVT-7000 .....£289.95

### PANASONIC

RF-B10 World band receiver - pocket size .....£59.95

RF-B65 S/pro multi band digital radio - memories preset .....£169.95

RF-B45 Digital m/band radio .....£129.95

071-637 0353/0590

### ICOM

#### SCANNERS/TRANCEIVERS

IC-R1 15-1300 Mhz

100 memories...only **£359.95**

IC-2SET .....£289

ICR-7000 .....£899

**FULL RANGE STOCKED**



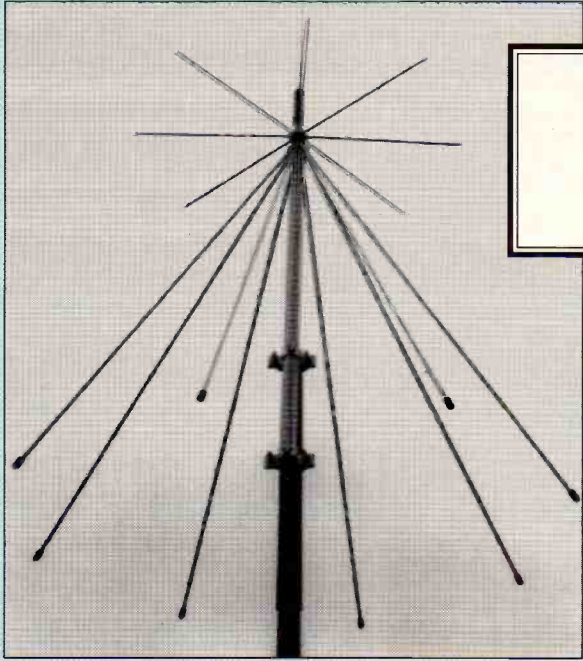
### MULTI-BAND RADIOS/SCANNERS/TRANCEIVERS

# LONDON'S PREMIER COMMUNICATION EQUIPMENT BARGAIN CENTRE

**071-637-0590/0353**

GOVT. AND LOCAL AUTHORITY  
ORDERS ARE WELCOME.  
TAX-FREE EXPORT! MAIL ORDER  
IMMEDIATE DESPATCH





**Save £10**  
*Special Offer Price £49.95 post free.*  
*Normal Retail Price £59.95*

# SPECIAL OFFER

## Nevada WB 1300 Wide Band Omni-directional Antenna

Antennas are always popular with our readers, particularly when they are offered at a substantial saving on the full retail price. This month we are able to offer you a great deal on a top quality antenna from Nevada Communications. Their WB 1300 is a superior, wide band, omni-directional, 8 plus 8-element, discone antenna, aimed at the scanning enthusiast and covering from 25MHz right up to 1.3GHz.

The antenna, which is British made, is supplied as a simple to assemble kit complete with the necessary hex wrench to tighten up the set screws holding the elements in place. Two aluminium mounting brackets are also supplied to enable the antenna to be clamped to any suitable vertical tube having a diameter of 25 to 52mm.

The coaxial feeder cable, which is not supplied, is connected to the antenna with an N-Type connector. This connection is well shielded as it is made at the base of the antenna inside the mounting tube. Of course, for the best results the feeder should be of the highest grade coaxial cable with minimum loss.

The WB 1300 antenna can also be used on transmit on the 50, 144 and 900MHz and 1.2GHz bands, for those amateurs amongst us.

### Specifications

**Frequency Range**  
 Receive: 25MHz to 1.3GHz    Transmit: 50, 144, 430MHz & 1.2GHz bands

**Input Power:** 200W

**Input Impedance:** 50Ω

**Connector:** N-Type

**Dimensions:** Height: 1.7m    Weight: 1kg

### HOW TO ORDER

Complete both coupons, in ink, giving your name and address clearly in block capitals. Coupon (2) will be used as the address label to despatch your antenna to you. Send the coupons, with your cheque, to: SWM Special Offer (February), FREEPOST, Enefco House, The Quay, Poole, Dorset BH15 1PP.

If you wish to pay by credit card (Access, Mastercard, Eurocard or Visa only), please fill in your card details and sign the coupon where indicated.

(1)

**To: Short Wave Magazine Special Offer (February), FREEPOST, Enefco House, The Quay, Poole, Dorset BH15 1PP**

**Please send me .....Nevada WB 1300 antennas @ £49.95 each.**

**Name** .....

**Address** .....

.....

.....

**Postcode** .....

I enclose cheque/PO (Payable to PW Publishing Ltd) £ .....

Charge to my Access/Visa Card the amount of £.....

Card No.

Valid from ..... to .....

**Signature** .....

Tel:.....

(2)

**Name** .....

**Address** .....

.....

.....

.....

**Postcode** .....

If you do not want to cut your copy of SWM, you must send the Antenna Offer flash from the foot of the Contents Page of this issue.

PW Publishing Ltd., Poole, Dorset -  
 (Reg. No. 1980539, England)

# NEVADA...EVERYTHING!

UK's Largest  
Distributor of  
Scanning Receivers

## YUPITERU

### VT 125 UK AIRBAND RECEIVER

A new and powerful pocket size air band radio that leaves the competition standing. Covers all the new UK airband frequency allocations.

- Covers 108-142 MHz
- 30 direct entry memories
- Search, scan and keyboard operation
- Search steps 25, 50, 100 kHz
- Very sensitive receiver
- Pass and delay functions
- Supplied with UK charger

**£149** NEW LOW PRICE



### MVT 7000 HANDHELD

The latest in a family of Three...!

- Frequency Coverage From 8 to 1300MHz... (100kHz - 1300MHz at reduced sensitivity)
- 200 Memory channels
- Rotary or Keypad Frequency Control
- AM/FM Narrow & Wide FM Modes
- Large Easy Read Display with Signal meter.

**£289**

Every set comes complete with:- Full set of high power ni-cads, telescopic antenna, 240Vac mains charger, DC power lead and carry strap.

### Just Arrived! MVT 8000

The new Yupiteru MVT 8000

base/mobile wideband receiver.

Covers: 8-1300MHz

continuous.

200 memory

channels

with ultra sensitive

receiver. Set is supplied

with mains power unit.

**£299**



### MVT 6000

Base/mobile scanner

• 25-550, 800-1300 MHz.

• 100 memory very sensitive receiver

NEW LOW PRICE.....£279

## SCANNER ACCESSORIES

### LOW NOISE PRE-AMP

These new Pre-Amplifiers are a must for the scanner enthusiast and will allow reception of signals that were inaudible without them.

#### MODEL M75

For base and handheld scanners

■ 25-2100 MHz

■ Low noise GaAs FET.

■ Selectable filters for improved performance.

■ Variable Gain Control. **£69.95**

#### MODEL M100

Same spec as M75 but with full RF

switching, may be used with

transverters on transmit up

to 5 watt o/p power. **£79.95**

#### MODEL M50

A new low cost pre-amp without filters

or gain control. Offers low noise GaAs

FET at 20 dB fixed gain. **£49.95**

telescopic antenna, 240Vac mains charger, DC power lead and carry strap.

telescopic antenna, 240Vac mains charger, DC power lead and carry strap.

telescopic antenna, 240Vac mains charger, DC power lead and carry strap.

telescopic antenna, 240Vac mains charger, DC power lead and carry strap.

telescopic antenna, 240Vac mains charger, DC power lead and carry strap.

telescopic antenna, 240Vac mains charger, DC power lead and carry strap.

telescopic antenna, 240Vac mains charger, DC power lead and carry strap.

telescopic antenna, 240Vac mains charger, DC power lead and carry strap.

telescopic antenna, 240Vac mains charger, DC power lead and carry strap.

telescopic antenna, 240Vac mains charger, DC power lead and carry strap.

telescopic antenna, 240Vac mains charger, DC power lead and carry strap.

telescopic antenna, 240Vac mains charger, DC power lead and carry strap.

telescopic antenna, 240Vac mains charger, DC power lead and carry strap.

telescopic antenna, 240Vac mains charger, DC power lead and carry strap.

telescopic antenna, 240Vac mains charger, DC power lead and carry strap.

telescopic antenna, 240Vac mains charger, DC power lead and carry strap.

telescopic antenna, 240Vac mains charger, DC power lead and carry strap.

telescopic antenna, 240Vac mains charger, DC power lead and carry strap.

telescopic antenna, 240Vac mains charger, DC power lead and carry strap.

telescopic antenna, 240Vac mains charger, DC power lead and carry strap.

telescopic antenna, 240Vac mains charger, DC power lead and carry strap.

telescopic antenna, 240Vac mains charger, DC power lead and carry strap.

telescopic antenna, 240Vac mains charger, DC power lead and carry strap.

telescopic antenna, 240Vac mains charger, DC power lead and carry strap.

telescopic antenna, 240Vac mains charger, DC power lead and carry strap.

telescopic antenna, 240Vac mains charger, DC power lead and carry strap.

telescopic antenna, 240Vac mains charger, DC power lead and carry strap.

telescopic antenna, 240Vac mains charger, DC power lead and carry strap.

telescopic antenna, 240Vac mains charger, DC power lead and carry strap.

telescopic antenna, 240Vac mains charger, DC power lead and carry strap.

telescopic antenna, 240Vac mains charger, DC power lead and carry strap.

telescopic antenna, 240Vac mains charger, DC power lead and carry strap.

telescopic antenna, 240Vac mains charger, DC power lead and carry strap.

telescopic antenna, 240Vac mains charger, DC power lead and carry strap.

telescopic antenna, 240Vac mains charger, DC power lead and carry strap.

telescopic antenna, 240Vac mains charger, DC power lead and carry strap.

telescopic antenna, 240Vac mains charger, DC power lead and carry strap.

telescopic antenna, 240Vac mains charger, DC power lead and carry strap.

telescopic antenna, 240Vac mains charger, DC power lead and carry strap.

telescopic antenna, 240Vac mains charger, DC power lead and carry strap.

telescopic antenna, 240Vac mains charger, DC power lead and carry strap.

telescopic antenna, 240Vac mains charger, DC power lead and carry strap.

telescopic antenna, 240Vac mains charger, DC power lead and carry strap.

telescopic antenna, 240Vac mains charger, DC power lead and carry strap.

telescopic antenna, 240Vac mains charger, DC power lead and carry strap.

telescopic antenna, 240Vac mains charger, DC power lead and carry strap.

telescopic antenna, 240Vac mains charger, DC power lead and carry strap.

telescopic antenna, 240Vac mains charger, DC power lead and carry strap.

telescopic antenna, 240Vac mains charger, DC power lead and carry strap.

telescopic antenna, 240Vac mains charger, DC power lead and carry strap.

telescopic antenna, 240Vac mains charger, DC power lead and carry strap.

telescopic antenna, 240Vac mains charger, DC power lead and carry strap.

telescopic antenna, 240Vac mains charger, DC power lead and carry strap.

telescopic antenna, 240Vac mains charger, DC power lead and carry strap.

telescopic antenna, 240Vac mains charger, DC power lead and carry strap.

telescopic antenna, 240Vac mains charger, DC power lead and carry strap.

telescopic antenna, 240Vac mains charger, DC power lead and carry strap.

telescopic antenna, 240Vac mains charger, DC power lead and carry strap.

telescopic antenna, 240Vac mains charger, DC power lead and carry strap.

telescopic antenna, 240Vac mains charger, DC power lead and carry strap.

telescopic antenna, 240Vac mains charger, DC power lead and carry strap.

telescopic antenna, 240Vac mains charger, DC power lead and carry strap.

telescopic antenna, 240Vac mains charger, DC power lead and carry strap.

telescopic antenna, 240Vac mains charger, DC power lead and carry strap.



### DIAMOND D707 ACTIVE ANTENNA

(500kHz - 1500MHz) A base antenna with 20dB pre-amp.

Approx 3.5ft fibreglass with mounting kit...£99.00

D505 mobile version.....£69.00

### MASTHEAD ANTENNA SWITCH


Select 2 antennas at the masthead

remotely from one cable.

Frequency:- DC to 1.3GHz

Connectors:- N Type

**£49.95**



## FAIRMATE

As the UK distributor for Fairmate we are constantly working with them to update and produce new features and models.

### FAIRMATE HP2000

■ Continuous Freq. Coverage from

100kHz to 1300MHz

■ 1000 Channels of memory

■ Keypad or rotary control

■ AM, FM and Wide FM Modes

■ Search steps from 5kHz to 995kHz

EVERY SET COMES COMPLETE WITH:-


Full set of high power ni-cads, 2 antennas,

carrying case, earphone,

DC cable, belt clip,

strap & charger.

**£269**



### NEVADA MS1000

Modes:- AM / FM / WFM.

Freq Range:- 500kHz - 600MHz, 805MHz - 1300MHz.

■ Switchable Audio Squelch

■ Tape Recorder Output Socket


■ Auto Signal Operated Tape Recorder Switching.

■ All metal case for improved EMC compatibility.

ALL THIS AND

MORE FOR JUST

**£279**




## COMMUNICATION RECEIVERS

### HF225 SHORTWAVE RECEIVER

Covers 30kHz to 30MHz.

Receives all modes (FM optional)

**£425**



### AR3000A

Top of the range desk scanner

100kHz to 2036 MHz with no gains

PLEASE NOTE This is NOT a cheap

gray import model and has the full

service backup of AOR (UK) Ltd.

**£765 LATEST MODEL**



AR 2002  
NOW ONLY  
£399  
INCLUDING FREE  
DELIVERY

### BEARCAT 200XLT

BACK BY POPULAR DEMAND!

Yes this has been our most popular scanner over the years, its easy to use, reliable with a Sensitive Receiver.

• 200 Memories - 66 - 88MHz,

118 - 174, 406 - 512, 806 - 956MHz

(INCLUDING CHARGER/DELIVERY) **£229**

### BEARCAT 760XLT

A mobile/base version of the popular 200XLT h/held, but with 100 memories supplied c/w AC adaptor for home use.

**£235**



The PSU 101 MK4 allows

convenient use of any

Handheld scanner at

home. It will both charge and

power your scanner from

the mains whilst providing a

convenient desktop stand.

Suitable for many models

including:- Fairmate HP100,


HP200, HP2000, AOR 1000

2000, Yupiteru MVT 7000,

MVT5000, Uniden 50XL,

70XLT, 200XLT etc.

**£29.50**



# NEVADA COMMUNICATIONS

189 London Road, North End, Portsmouth PO2 9AE



# FOR THE RADIO ENTHUSIAST

## SONY® RADIO S

We stock the complete range of Sony shortwave products - Here is a selection of the popular models.

### ICF 200ID


Full coverage shortwave, VHF and airband radio. (150kHz-136MHz). Receives AM, FM, SSB. £299.95



### SW 77

SW77 multiband receiver (with VHF) covers 150kHz to 30.00MHz plus 76-108MHz.

**FEATURES**  
 \* Rotary Tuning Dial  
 \* Upper/lower sideband reception  
 \* Scan tuning  
 \* 125 memories



### NEW MODEL SW77 £349

ICF SW1E Pocket SW plus VHF radio ..... £149  
 AIR 7 Very sensitive airband H/held radio ..... £229  
 PRO 80 Shortwave/VHF H/held radio ..... £299  
 AN 1A An external active antenna with built-in pre-amp covers. (150kHz-30MHz)..... £57.95  
 SW 7600 A new pocket shortwave radio covering:- 150kHz-30MHz AM/SSB 76kHz - 108MHz FM ..... £149

## NEW RADIO FROM DRAKE

### R8E COMMUNICATIONS RECEIVER

Drake has been America's No 1 name for communications since 1943. The new DRAKE R8E Communications Receiver goes beyond ordinary shortwave receivers - to give you the only receiver you will ever need to own!

The R8E has been designed as a "complete package". In fact the only peripherals you may want to add are a VHF converter and an external speaker. With the DRAKE R8E you get all this as standard equipment:-

■ Wide frequency coverage:-  
 100 kHz - 30MHz (with optional VHF converter):-  
 35 - 55 MHz & 108 - 174 MHz

- Multi mode reception:- AM, FM, RTTY, CW, USB, LSB
- Five built-in filter bands widths 6/4/2 3/1.8/0.5 kHz
- Synchronous detector - for improved AM reception
- Non volatile memory
- RS 232C serial interface - for computer control
- Multiple scan functions
- 100 channel memory capacity
- Two operating VFO's
- Built in pre-amp & attenuator
- Timer function
- Dual time zone built in clock
- Dual mode noise blanker
- Pass band offset
- Selectable AGC
- Dual antenna inputs

*Great Value!!*

**£965**



### Steeplestone Specialist Radios

#### MBR7 Multi Band 'Jumbo' Radio

Covers MW, LW, SW (2.3 - 22 MHz)  
 FM (88 - 108MHz)  
 Airband (108 - 136 MHz)  
 Marine Band (136 - 176 MHz)  
 Mains or Battery Operation.

..... £69.95




#### New Scanner! ALINCO DJ-XI

• 500 kHz - 1300MHz • 3 scanning speeds  
 • 100 memories channels  
 • AM/FM/WIDE FM • Rotary freq. control  
 PLEASE NOTE - Alinco do not include batteries and charger at this price.  
 Full set of 6 high powered 700mA-H ni-cads...£11.40  
 UK Charger.....£17.95

**£269**

**IN STOCK NOW!**



#### BOOKS

Air Traffic Radio (1991 Edition) ..... £3.95  
 VHF/UHF Frequency Guide ..... £5.95  
 Flight Routings Guide 1991 ..... £4.95  
 Scanners 11 (P.Rouse) ..... £7.95  
 Scanners 3rd Edition ..... £8.95  
 Marine Frequency Guide ..... £4.95

Please note prices do not include p&p.

### THE TRADING POST

We have a large selection of used equipment which is constantly changing. Here is a selection - but call to check availability before ordering

- Yaesu FT290 MKII comes with Mutek front end + m/m ..... £345
- Lowie SRX30 gen cov. receiver - average condition ..... £145
- AOR 2001 desk topper, 25-550MHz - boxed ..... £195
- Kenwood TS520 HF rig - average condition - c/w spare tubes ..... £425
- Sony PRO80 handheld SW and VHF receiver ..... £225
- Bearcat 200XLT - boxed comes with 900MHz ..... £160
- SX200 16 channel base scanner AM/FM switchable ..... £125
- Fairmate HP100E, 1000 mems to 1300MHz ..... £500
- Fairmate HP200E - clean as new - V.G.C. .... £625
- Yaesu FT767GX comes with SP767 - V.G.C. .... £195
- MARC II receiver SW, VHF, UHF and above ..... £1325
- Trio TR2300 2m port-a-pac ..... £225
- Realistic PRO30 10 channel handheld scanner ..... £125
- Realistic PR02006 base scanner ..... £100
- NAG 144XL 2m base amplifier 200 watts - S.O.B. .... £245
- Yaesu FRG7 Gen cov. receiver - clean good starter..... £185

Send £2 for our Latest Bumper Catalogue of Amateur, CB and Scanning Equipment



## icom

We are one of the leading ICOM stockists carrying the full range of Receivers and Antenna Radio equipment. For help or information call Paul Martin our ICOM Specialist Now!

### IC R7100

Covers 25 - 2000 MHz with all mode capability. Includes 900 memory channels with 5 different scan functions.

Automatic record function. .... £ CALL



### IC R72

Covers kHz - 30 MHz all modes (FM Optional). 99 memory channels and 10 dB pre-amp fitted as standard.

..... £663



### IC R 7000

Icons most popular communications receiver covers 25MHz to 2 GHz with 99 memories and all mode reception... £ CALL

### IC RI

Pocket size Wideband handheld scanner covers 150 kHz to 1300 MHz with 100 memories. NEW LOW PRICE... £ 359

### BLACK JAGUAR MKIII Civil & military airbands plus a lot more!

One of our most sensitive scanners covers 28-30, 50-88, 200-280, 360-520MHz - 16 memory channels

£179



**HOTLINE 0705 662145**

FAX 0705 690626



**FAST MAIL ORDER**  
 All orders received before 4pm despatched same day.



**USE YOUR CREDIT CARD** for same day despatch

#### Super Converter 9001™ (For Base Models)

### Super Converter 9001



GRE is proud to introduce the new **Super Converter 9001**! This product is ideal for puuing frequencies from 810 MHz to 950 MHz and converting them down to 410 MHz through 550MHz. There are no blocks from 810 MHz through 950 MHz! So if you receive 410 MHz through 550 MHz on your current scanner, the **Super Converter 9001** will be perfect for scanning the good stuff!

#### Specifications and Features

- ☆ 810 MHz to 950 MHz receiving frequency
- ☆ 410 MHz to 550 MHz output frequency
- ☆ Bypass switch converts back to original frequencies
- ☆ BNC Input-Output connectors
- ☆ 50 Ohm antenna impedance
- ☆ Includes 12" BNC-to-Motorola plug adaptor cable
- ☆ Uses 9 volt battery or external AC adaptor (not included)
- ☆ Dimensions: 5<sup>3</sup>/<sub>4</sub>" W X 1<sup>1</sup>/<sub>4</sub>" H X 3<sup>1</sup>/<sub>2</sub>" D
- ☆ Weight: One pound (less battery)

**£94.99**


#### Super Converter II™ (For Handheld Models)

### Super Converter II



The **Super Converter II**, using surface mount technology, is designed specifically for use with handheld scanning radios. The **Super Converter II** has all the features which are enjoyed by users of our original converter (SC 8001), such as 810-912 MHz coverage, 9 Volt battery operated, quality GRE construction, and more. The **Super Converter II** has a bypass switch which allows the user to go back to original 400 MHz coverage without disconnecting the unit.

**£89.99**




#### Specifications and Features

- ☆ 810 MHz to 912 MHz receiving frequency
- ☆ 410 MHz to 512 MHz output frequency
- ☆ Bypass switch converts back to original frequencies
- ☆ BNC Input/Output connectors
- ☆ 50 Ohm antenna impedance
- ☆ Uses 9 volt battery or external AC adaptor (not included)
- ☆ Dimensions: 5<sup>9</sup>/<sub>16</sub>" W X 2<sup>5</sup>/<sub>8</sub>" H X 1<sup>7</sup>/<sub>16</sub>" D

#### Super Amplifier 3001™ (For Base Models)

### Super Amplifier 3001



Introducing the new **Super Amplifier 3001** designed for base model scanners. The 3001 is an excellent pre-amp designed to amplify weak signals from 100 MHz to 1 GHz by as much as 20dB. The 3001 has an adjustable gain control knob, and also has an off/pass switch so you can return to normal gain quickly.

The **Super Amplifier 3001** is perfect for scanners with low gain, and when weak signals are present.

#### Specifications and Features

- ☆ 100 MHz to 1 GHz receiving frequency
- ☆ 0 to 20 decibel adjustable gain
- ☆ Bypass switch converts back to original gain
- ☆ 50 Ohm output connectors
- ☆ Includes 12" BNC-to-Motorola plug adaptor cable
- ☆ Uses 9 volt battery or external AC adaptor (not included)
- ☆ Dimensions: 5<sup>3</sup>/<sub>4</sub>" W X 1<sup>1</sup>/<sub>4</sub>" H X 3<sup>1</sup>/<sub>2</sub>" D
- ☆ Weight: One pound (less battery)

**£74.99**

#### Super Amplifier™ (For Handheld Models)

### Super Amplifier



The **Super Amplifier** is a compact pre-amp designed to work with hand held scanners and amplify the reception of the reception of the VHF/UHF bands from 100MHz to 1GHz as high as 20 db. The **Super Amplifier** has an adjustable gain which is controlled from the back of the unit and allows for a constant amplification level of up tp 20db through all frequencies.

#### Specifications and Features

- ☆ 100 MHz to 1 GHz receiving frequency
- ☆ 0 to 20 decibel adjustable gain
- ☆ Bypass switch converts back to original gain
- ☆ 50 Ohm output impedance load
- ☆ BNC Input/Output connectors
- ☆ Uses 9 volt battery or external AC adaptor (not included)
- ☆ Dimensions: 1<sup>9</sup>/<sub>16</sub>" W X 2<sup>5</sup>/<sub>8</sub>" H X 1<sup>7</sup>/<sub>16</sub>" D

**£64.99**



**"INNOVATION IS OUR BUSINESS"**  
DEALER ENQUIRIES ENCOURAGED




ORDER DETAILS: Access/Visa/Mastercard, or cheque/bankers draft with order, payable to Northern Marketing Concepts, fromore details of any of the above products send large S.A.E. All Credit card orders are accepted by phone or post. Delivery normally within 7 days. Export enquires welcome. Postage/packing rates: A-£3 B-£4. All prices are exclusive of VAT.





# Drake R8E Communications Receiver



*If you're looking for a top-of-the-range communications receiver, the new Drake R8E could be just what you've been waiting for. One of the first batch into the UK is reviewed here by Mike Richards.*

**T**he new Drake R8E is a very impressive communications receiver covering the whole of the l.f. and h.f. spectrum from 150kHz through to 30MHz. This coverage is supported by a wide range of useful features that included five i.f. bandwidths and seven receiving modes as standard. The styling and layout use different approaches to the Japanese models that we are used to seeing. So without more ado, let's take a detailed look at the R8E.

## First Impressions

I'll start with a look around the external features of the R8E and then move in to examine some of the technicalities. As I've already mentioned, the styling is a little unusual with a plain black facia and control knobs. This gives a feeling of simplicity and I think much thought has gone into putting the operator at ease instead of intimidating him or her. In my experience some of the Japanese products seem positively bristling with knobs and buttons, many of which are rarely used in practice. The Drake design team have clearly taken care to ensure that all the key features can be accessed easily with the minimum number of controls.

Dominating the front panel is the well-lit l.c.d. unit that conveys all the key operational information. In fact, the only other indicator required is the analogue signal strength meter.

Manual tuning is carried

out with either a large knob or the numeric keypad. Features that require a continuously variable adjustment use three dual concentric rotary controls. Access to adjustments such as i.f. bandwidth is achieved via the six push buttons below the display. These all have a dual role that is indicated by the bottom line of the display. You can see that the result of this careful planning is a very clean and user friendly front panel.

Moving round to the back there was a comprehensive range of connections that should please most operators.

There were two antenna inputs, one of which was a standard SO-239 type designed to handle 50Ω antenna systems. The second input consisted of three wire clips for accepting either balanced or long wire antennas. There was a choice of 50 or 500Ω impedance for this input.

In standard form, the R8E could accept either a.c. mains

or a d.c. supply. The a.c. mains option can handle 50 or 60Hz supplies between 90-132V and 180-264V.

The d.c. supply option has been designed to be compatible with vehicle supplies and needs approximately 2 amps at between 11 and 16V d.c. Both the a.c. and d.c. supplies are fitted with separate fuses on the rear panel.


Although the internal speaker was very good, there was provision for connecting an external speaker. This used a 6.3mm jack instead of the more usual 3.5mm type. The output power was 2.5W into a 4Ω load, so should suit most common external units. Next to the speaker jack was a three way switch so you could choose to use either internal, external or both speakers. Those with an interest in utility monitoring will be pleased to see that there were two line outputs provided. These were both capable of supplying 300mV of audio, independent of the volume control setting.

The provision of two outputs was a useful luxury as it meant that a decoder and tape recorder could be left connected and ready for use. With most receivers you have to remember to change the connections.

Licensed operators can also use the R8E with a transmitter, thanks to the provision of a mute socket. This would normally be connected to the transmitter so that the receiver is muted during transmissions. However, it could be used for any occasion where remote muting would be useful.

I'll describe the timer operations later, but there was a socket provided to enable the internal timer to control external devices such as a tape recorder.

Last, but by no means least, was a standard 9-pin RS-232 socket. This used standard RS-232 signal levels and could be used for computer control of major functions - a feature that's often an optional extra on many other receivers.



The cabinet itself was featureless except for the provision of a pair of folding feet to tilt the cabinet at a useful operating angle for desk use.

## Good Manual

As the review model was the first in the country, I was operating from a photocopy of the manual. I haven't seen a 'real' manual yet, so I can't comment on the final format. The temporary manual comprised twenty-seven A4 pages and was very clearly and logically laid out. One particularly good point was the coverage given to the panel and display details. Instead of just stating the function of the item in question, a description of its use was given. These descriptions were an extremely useful reference that saved much time during my first hour or so with the receiver. They also served as a very concise reference when you wanted to use one of the less common features.

The panel descriptions were followed-up by another well-constructed section that gave some very useful guidance for the newcomer to the receiver. This section contained some very useful hints and tips for a wide range of features. As you would expect, the memory scanning and computer control functions had their own sections.

The R8E's provisional manual was certainly one of the better ones that I've come across. Despite its somewhat small size all the important points were there and easy to find.

## Frequency Selection

The R8E used a microprocessor controlled synthesiser for generating internal frequencies. This enables the designers to offer a range of frequency selection options. Despite these sophistications the most common tuning technique remains the manual tuning knob. The R8E used a large

knob that had a very smooth feel. Although the knob rotated smoothly, the frequency changed in either 10 or 100Hz steps. The default setting for these steps was related to the mode in use, with 10Hz for all except a.m. and f.m. The operator could change the steps very easily. For large changes or direct frequency entry, the numeric keypad can be used. This acts in parallel with the main tuning knob so you can use either without any additional key presses. Frequency entry was logical and made in MHz, so 518kHz was entered as .518. Instead of using an extra ENTER key, the required frequency is completed with a second press of the decimal point. If you make an error this is shown very clearly with a beep and the word ERROR appearing in the top left hand section of the display. To enhance general operation two v.f.o.s were provided though in fact these were effectively two memories rather than two discrete v.f.o.s.

## Comprehensive Memories

Most microprocessor-controlled receivers boast many user programmable memories and the R8E is no exception. It features a hundred memories that are arranged in ten banks of ten. Each of the memories can store the frequency plus mode, bandwidth, a.g.c., attenuator/pre-amp, antenna, notch, noise blanker and synchronous detector. The ability to store all these features is a great advantage and makes the memories very powerful. Programming and recalling the memories was very simple and logical.

A natural partner to the memory system is a scanning facility and the R8E has several options available. The prime scanning mode simply scans all programmed memories for activity. When a signal is detected that exceeds the squelch setting, there are three user settable options. These are:

- 1) Stop at first signal.
- 2) Stop for five seconds then continue.
- 3) Stop till carrier drops then wait five seconds before continuing.

This covers all the standard requirements, so should prove adequate. Rather than scan all the memories, you can lock-out any that you particularly want to avoid. You can also break the hundred memories into ten groups and then scan

the groups in any order.

Besides the memory scanning options, the R8E could perform what, in the scanning world, is called a search. The operation of this is rather ingenious as it scans between the settings of v.f.o. A and v.f.o. B. This is one of the simplest and obvious ways of setting the scan limits. Once a scan has been started the frequency increases in steps determined by the chosen mode. The only exception to this is if the scan enters the 540 to 1600kHz broadcast band. In this case the steps change to 9 or 10kHz. If you wanted a different step size this could be programmed very easily.

## Handy Timer

The R8E featured two internal clocks and a timer to supplement its performance. The provision of two clocks meant that one could be set to local time while the other tracked UTC. This was a handy feature, but with a snag - there was no battery back-up. This meant that the secondary clock needed resetting every time the power was removed. The main clock on the other hand could stand a twenty minute break without resetting. This is a problem that really should be addressed as the clock is all but useless without back-up.

## Signal Processing

One of the attractive points about the R8E is the inclusion of so many receive modes in the standard package. Particularly noteworthy was the synchronous detector for a.m. reception. This is a great help when listening on the broadcast bands, as it reduces distortion and adjacent channel interference.

Another important feature was the pass band offset. The implementation used in the R8E gave a particularly wide adjustment range that proved to be extremely useful. If you have an interest in RTTY or other data modes, the pass band offset enabled you to make optimum use of the 500Hz i.f. filter.

In fact, the offset range was wide enough to allow reception of either 1245Hz or 2125Hz tone sets. This is just not possible on many other receivers. This wide adjustment range also proved to be useful for reducing interference when receiving voice transmissions.

Another essential accessory is the variable audio

## Specification

<b>Frequency Range:</b>	0.15-30MHz (see note in Performance)
<b>Modes:</b>	a.m., l.s.b., u.s.b., c.w., RTTY, f.m., synchronous a.m.
<b>Sensitivity:</b>	s.s.b. & c.w. 10dB S/N <1µV 0.15-1.5MHz <0.5µV 1.5-30MHz <0.25µV 5-30MHz a.m. 10dB S/N <3µV 0.15-1.5MHz <1.5µV 1.5-30MHz <0.8µV 1.8-30MHz f.m. 12dB SINAD <0.5µV 1.5-30MHz
<b>Stability:</b>	±10ppm -10 to 50°C
<b>Accuracy:</b>	±100Hz -10 to 50°C
<b>Selectivity:</b>	a.m., s.s.b., RTTY, c.w. 6kHz @ -6dB, 12kHz @ -60dB 4kHz @ -6dB, 8kHz @ -60dB 2.3kHz @ -6dB, 4.5kHz @ -60dB 1.8kHz @ -6dB, 3.6kHz @ -60dB 500Hz @ -6dB, 1.5kHz @ -60dB f.m. only 12kHz @ -6dB, 25kHz @ -60dB
<b>Ultimate Selectivity:</b>	>95dB
<b>Image Rejection:</b>	>60dB 100kHz - 1.5MHz >80dB 1.5 - 30MHz
<b>I.F. Rejection:</b>	>80dB 45MHz >100dB 50kHz
<b>Dynamic Range:</b>	>90dB 1.5-30MHz @ 20kHz spacing
<b>Third Order Intercept:</b>	>+5dBm @ 20kHz spacing >+20dBm @ 5kHz spacing
<b>AGC Threshold:</b>	0.8µV
<b>Antenna Impedance:</b>	50Ω Ant 1, 50 or 500Ω Ant 2
<b>Notch Filter:</b>	Audio 500Hz-5kHz, 30dB depth
<b>External Speaker Output:</b>	2.5W into 4Ω @ <10% distortion
<b>Recorder Output:</b>	300mV into 4.7kΩ
<b>Demod Output:</b>	300mV into 4.7kΩ
<b>Clock Accuracy:</b>	±2 seconds/month
<b>Power Requirements:</b>	100/120/200/240V a.c. ±10%, 50 or 60Hz @ 40Wd.c. 11-16V @ 2A
<b>Operating Temperature:</b>	-10 to +50°C
<b>Weight:</b>	5.9kg
<b>Size:</b>	334 (w) x 134 (h) x 330mm (d)



notch filter. The R8E had a very effective filter that enabled the operator to place a deep 30dB notch anywhere between 500Hz and 5kHz. The 30dB notch depth effectively rendered any interfering whistles inaudible.


Many modern receivers feature an r.f. attenuator to help when suffering problems from very strong signals. The R8E however, has gone one step further and included a switchable r.f. preamplifier. The preamplifier provided 10dB of gain at all frequencies above 1.8MHz. In practice the preamplifier's main advantage is to be seen at the top end of the frequency range.

Impulse noise often presents problems to h.f. reception and the R8E features a two stage noise blanker to help solve these problems. The two settings have been designed to cope with ignition and woodpecker types respectively. Although the noise blanker worked well, I always feel happier with the variable threshold types.

For those of you who may want to extend the R8E's frequency coverage there is an optional v.h.f. converter available. This converter covers 35-55MHz and 108-174MHz giving access to the 50MHz amateur band, the air band and some p.m.r. transmissions.

## Computer Control

External control of the R8E has been made very simple thanks to the built-in RS-232 serial port. This uses standard data transfer protocol with hardware handshaking and a data rate of 9600 baud. The range of functions that could be accessed remotely was very comprehensive and the command words were sensible. To illustrate this point, setting the a.g.c. to fast used the command AF, whereas slow was AS. To switch the a.g.c. off the command was AO. This level of simplicity makes the commands very easy to remember should you want to link the receiver to a dumb terminal. Probably one of the main advantages of the remote control is the potential to link the receiver directly to a computer held frequency list. Once this has been done you can jump straight to your favourite frequencies with a single key press. I'm sure once the Drake gets established there will be plenty of programs on the market and in the public domain. For those of you who may not



want to wait, Drake produce an optional control program that runs on any IBM XT/AT compatible computer.

## Performance

For this part of the review I used the R8E both in the SW/M lab and in my own shack. The sensitivity measurements exceeded the specification for all modes. One unusual point about the specification was that the sensitivities were quoted with the pre-amp on. In practice, the specified s.s.b. sensitivities of  $0.25\mu\text{V}$  were met without the pre-amp. As a matter of interest, I measured the improvement obtained with the pre-amp in circuit. Although it gave the specified 10dB gain, the improvement in 12dB SINAD sensitivity was just 3dB to 4dB at 28MHz. I'd recommend that this pre-amp, as with all h.f. pre-amps, should be used with discretion.

One important area for any modern h.f. receiver is the i.f. selectivity. This is also an area where the R8E does very well. A check of the specification shows that shape factors of 2:1 are claimed for all the

bandwidths. For those of you not familiar with shape factors, they are simply the ratio between the bandwidths at -6dB and -60dB. If we take the 4kHz filter as an example, the -6dB bandwidth is 4kHz while at -60dB it's 8kHz, giving a shape factor of 2:1. When measured, the shape factors for all the R8E's bandwidths were excellent. Most gave a shape factor close to 2:1, the only exception being the 500Hz filter that gave 3:1.

I mentioned earlier that the pass-band tuning control was very useful, so I took the opportunity to take a few measurements. The adjustment range proved to be a very wide  $\pm 1.8\text{kHz}$ . What this means is that the centre of the i.f. filters can be moved up to 1.8kHz above or below the tuned frequency. It's this wide range that makes this feature so useful for minimising interference from adjacent stations. For RTTY and data enthusiasts this wide range means that high or low RTTY tones can be produced whilst keeping the signal centred on the narrowest filters. When used with the synchronous a.m. detector, the pass band

tuning was particularly effective.

Frequency stability is another critical area where the R8E excelled. A good practical example of this is when receiving FAX images on I.f. With a frequency shift of only 150Hz and an image transmission time of up to 15 minutes stability is critical. I found that I was able to leave the R8E receiving these images unattended for many hours without any need for retuning.

The frequency accuracy also proved to be excellent. As an example of this, you could tune to the 2.182MHz emergency frequency and be sure that the signals would be perfectly tuned. This also applied when tuning in to more critical transmissions such as the FAX I mentioned earlier. Although the specification quoted coverage from 150kHz to 30MHz, the review model tuned down to a useful 100kHz.

One of the important measurements for an h.f. receiver is the third order intercept point. This gives an indication of the way the receiver will cope in the real world when your trying to copy a weak signal in amongst a number of much stronger stations. The +5dBm achievement with 20kHz spacing is excellent and puts the R8E up with the best.

## Effective Audio

Moving on to the audio side the notch filter was the most impressive feature. This gave a very effective 30dB notch which, in practice, rendered any whistles inaudible. The only limitation of course was that it could only eliminate single pure tones. The rest of the audio performance was perfectly acceptable, though I would have liked to see a slightly lower audio distortion level.

As I mentioned earlier, the lack of a battery back-up system for the clock is quite unforgivable in a receiver of this quality.

## Summary

There can be little doubt that the Drake R8E is a very impressive receiver. The inclusion of so many features that would traditionally be optional extras makes the price even more attractive. I'm sure the manufacturers or importers will find a solution to the clock back-up supply. The styling of the R8E is certainly different, and I'm sure this aspect will get a mixed reception. I was impressed by excellent filtering and comprehensive reception modes that make the R8E suitable for all types of short wave listening. I have no doubts about giving the R8E a very firm recommendation - in fact I'm sorely tempted to buy one myself!

The R8E is available from Nevada Communications price £965. My thanks to Nevada for letting me be among the first in the UK to get my hands on one!



## Televisions for the TVDXer

The aim of this article is not to explain TVDX. That was covered by Hamer and Smith's excellent series of articles that appeared in *Short Wave Magazine* back in 1989, but to outline the type of sets and/or outboard tuners, converters, etc., that can be utilised to receive all these exotic signals. The various types of sets will be explained with a few comments on their good and bad points. A few hints and tips will be included on how to tell a DXTV set from the outside.

Many well-known manufacturers market multi-standard sets and they can be found on the shelves of High Street shops and in electrical chain stores. Whilst many TV shop assistants are very helpful and aware of what some of these TVs can do, unfortunately many would not know a multi-standard TV from a lamp-post! There are many TV transmission standards in use around the world and not all sets will resolve all the sound/picture/colour combinations in use these days.

### Up-converters

Probably the cheapest and easiest way to get into TVDX is to use an up-converter. As the name implies, these devices take a 'block' of frequencies and change them to a higher band of frequencies.

TV up-converters take the low v.h.f. and high v.h.f. foreign channels and change them to u.h.f. Plug the appropriate antennas into the input, plug the output into your ordinary domestic TV antenna socket, use the TV as a tuneable i.f. strip and you can watch Russia and Spain via Sporadic-E, Germany and Switzerland via tropo and possibly even Australia via F2 propagation. The key word is watch! In the UK we use 6MHz spacing between the sound and vision carriers and various other spacings are used in the rest of the world, this means that when you have the picture tuned in you will not be able to resolve the sound, this of course is one of the main drawbacks of up-converters. The other one is that up-converters change all the frequencies, not just the

*Tim Anderson has often had to explain the fine details of TVDX. Once all the explanations are over the next question is always, "What sort of TV can I use for TVDX?". Closely followed by, "Where can I obtain such sets?". Surprisingly, the answer to the last question is "In the High Street - if you know what to look for."*

TV ones, in their range up to u.h.f. and viewing the latest test card from Czechoslovakia can be rather spoiled by breakthrough from your local waterboard p.m.r. transmitter or even Radio Moscow on short wave. The obvious advantage of up-converters is cheapness, they can be found advertised in several of the radio and TV magazines at prices around £5-20 second-hand and £20-35 new. The fact that you don't have to buy a new TV to use this method may seem an advantage at first, but that will soon wear off when the arguments start.

What arguments? You want to watch Malaysia via F2 and the wife wants to watch *East Enders* - need I say more?

### External Tuners

The next method is to use external tuners connected to a

TV in various ways. The cheapest way would be to obtain one of the surplus three-band tuners sold by such companies as Sendz of Shoeburyness, build you own power supply unit and feed the output of the tuner (at i.f.) into the TV via an up-converter or disable the tuner in the TV and feed the signals into the i.f. section of the TV. The merit of using external tuners is that you can always add to the system later, adding selectable i.f. bandwidths prior to the TV's own i.f. stages. The disadvantages are still the ones of transmission systems standards. The modified TV will resolve the pictures, but will only cope with the sound systems covered by the TV itself. If the idea of not having to go to the expense of an extra TV, or even a multi-standard TV, appeals to you and you do not feel technically

competent to cope with building p.s.u.s and modifying TVs the only other option is the HS Publications D100 Tuner System. This is an out-board tuner that will cover all foreign channels, has selectable i.f. bandwidths and by using a crafty system of 'syphoning' off the sound and feeding it to your hi-fi you can cover all sound systems. The price is around £90, a nice option, but remember you will still only be able to resolve the colour systems that your TV can cope with, in other words for most domestic TVs, PAL.

### Cheapest Option

Moving on to TVs themselves, the cheapest option would be one of the many small screen (as small as 4in) sets that can be purchased from specialist suppliers like Aerial Techniques and, increasingly, can be found in your local high street shops. These sets will usually be black and white only, although several small screen colour portables are beginning to appear in the shop windows and can even be found in those catalogues that come through your door with everything from the gas bill to your tax return!

How can you detect a TVDX set from the run-of-the-mill portable? Obviously, if you are contacting the special suppliers they will explain all the merits of all their sets to you, but if you are looking round the High Street emporiums and the assistants are not too helpful here are a few clues. Look closely at the tuning dials of these sets and if they have channel numbers 2-4 and 5-12 or v.h.f. low and v.h.f. high printed on them, along with the usual 21-69, they cover the main foreign channels. They will probably not cover the more obscure Eastern Block, Italian and Albanian channels. One set I came across was marked 1A-1C and 1D-1J designed for the Italian market, but the tuning did cover the lower E2 and R1 channels but did not go low enough for the Australian and New Zealand channels. As for sound systems, look for a switch, usually on the back of the set, marked 5.5-6(MHz). This is the sound switching and will allow you to resolve UK or West European, African



**The HS Publications De-luxe D-100 DXTV converter.**



## Feature

and Australasian sound.

A few of these small portable sets will have a switch on the back to select positive going modulation of the video carrier, which in English means French pictures that appear in negative on most other sets, the Yoko sets can do this. These sets usually have their own telescopic whip as well as the external antenna socket. They often have battery compartments and/or can be operated from an external 12V d.c. and with all their other features make an attractive proposition as a first TVDX set or 'bung it in the car and dash up to the local high spot' type set. Prices vary from around £60-100 new for black and white sets and £150-300 for the smaller colour sets. Names to look for are Plustron, Yoko (beware they do produce some u.h.f. only sets), Orion and JVC who do a rather nice 6in colour set that will cope with PAL and SECAM, but not the French SECAM L unfortunately.

One very small colour TV that seems to crop up everywhere these days, especially in those catalogues I mentioned, is the Citizen TC53 a 2.5in l.c.d. TV with v.h.f. and u.h.f., its own telescopic whip and external antenna socket. At around £150 plus £25 each for the car adaptor and mains adaptor it is a bit pricey but you may feel it is worth it to be able to slip a DXTV into your pocket and take it abroad on your holidays and not miss the DX! I am trying to get my hands on one now.

### All - Singing, All - Dancing

The penultimate option is, of course, the 'all - singing, all - dancing' multi-standard set. Many of the well-known TV manufacturers now produce sets that cope with all systems as standard allowing the sets to be marketed anywhere in the world without modification. Some makers prefer to produce a 'basic' chassis that can be adapted for various systems by adding complete modules to them as 'retrofits'. These sets at least allow you to buy something at a 'reasonable' price and add extra systems and Teletext afterwards. As a 'rule of

thumb' the sets produced in Europe will cope with most systems other than NTSC, whereas the sets produced in Japan will cope with NTSC but very rarely SECAM L. Again, if you are buying from a specialist dealer there's no problem, he will be able to explain the ins and outs of his range of sets.

If you are buying from your 'unaware' High Street TV shop, what do you look for? Channels first, with the smaller portable and manual (non-remote) control sets, look for the channel numbers mentioned earlier. With the bigger remote control sets, life is not so easy. A quick glance at the manufacturer's label on the back may just reveal the channel numbers, more than likely you will have to get the salesman to unearth the catalogue. If you can get your hands on the remote control, put the set into its 'search' mode which can reveal some help. If the set just searches through channels 21-69 it is u.h.f. only. If the set will search through 01-69 and probably more there is a fair chance that it covers not only v.h.f. but the continental cable channels. These can be used to watch the more obscure Eastern Block, etc., channels. It is a hundred to one against that the set will be connected to a v.h.f. antenna or two in the shop and the odds are even higher that, if it was, there would be no conditions anyway, but searching through the lower channels

should reveal lots of interference from p.m.r. radio and our own f.m. band. Next have a close look at the labels on the back of the set. You may well find PAL, SECAM and even NTSC printed there. This means that the set will resolve all colour systems except, perhaps, SECAM L. If you are in any doubt about the SECAM L, put the set in that mode and if a UK picture goes negative with funny colours the set can cope with the French system. Other clues may be the initials CCIR, the West European TV regulating body or OIRT, the Eastern Block TV regulating body, written on the back.

### NTSC Problems

Be careful with sets that claim to resolve the NTSC system. There are two NTSC sound carrier standards, one for terrestrial transmission and one for video recorders. You will get colour pictures from a signals on either system but not necessarily the sound.

The advantages of these sets are, of course, the ability to cover all, or most, of the world's TV transmission systems. Many of these sets have video and audio output and/or SCART sockets giving you the ability to make better quality video recordings and add external descramblers for Canal+, the French pay TV channel. Many of the sets can resolve the European stereo/dual channel sound systems, but very few as yet will cope with the British NICAM stereo

sound. The disadvantages are the inability, without modification, of varying the i.f. bandwidth and the larger screen sets always seem to have poorer sync locking than smaller colour TVs and the small mono sets.

For the serious DXer with more than one set, a large colour TV set can cause problems to other DXTVs, especially when they are all on Band I. The high voltages needed for a large colour set produce interference around the bottom end of Band I, this usually appears as a couple of black lines floating across the picture or even a negative image of the picture on the large set appearing on the others. The other problem is caused by all the microprocessors in these large sets generating interference across Band I, this usually appears as noise or a pattern of moving dashes or lines on you other DX sets. The final disadvantage is, of course, the price, which will range from around £275 for a small portable set up to £800 for a large screen (26-28in) all systems, Teletext set. Some names to look for are Finlux, Salora, JVC, Grundig and Loewe.

### Dual-standard Sets

The final option is cheap, but not for the technically faint-hearted. It was at one time virtually the only way to get into TVDX. One can still find here and there old, working 405/625 dual standard sets, often stashed away in someone's loft or spare room. If you know what you are about - remember some of these sets had live or half mains potential chassis - you can alter the system switching to make the sets operate on 625 lines on v.h.f. as well as u.h.f. The biscuits in the turret tuners of some of these TVs can be altered to the foreign channels, few had continuous tuning on v.h.f. in those days, Varicap tuners were a thing of the future. The switching between the 405, 3MHz narrow bandwidth i.f. and the 625 6MHz wide bandwidth i.f. can be switched separately giving you a cheap TVDX set.



**The Normende Galaxy 25 10in portable colour set which can be used on any of the Western European TV standards.**

**I hope these few hints and tips have helped any beginners looking for a first or a better DXTV set.**

# propagation

by Ron Ham  
Faraday, Greyfriars, Storrington, West Sussex RH20 4HE

In Edinburgh, **Ron Livesey**, using a 2in refractor and 1.5in projection screen, located 3 active areas on the sun's disc on October 14, 15, 18, 28 & 29, 4 on the 9th & 17th and 5 on the 3rd. **Cmdr Henry Hatfield** (Sevenoaks), using his spectrohelioscope, located 4 sunspot groups, 16 filaments and 7 small quiescent prominences at 1345 on October 13, 2gps, 2 slightly active spots, 10fs & 10 small qps at 1115 on the 14th and 2gps, 11fs & 8 small qps at 1135 on the 19th. Although condition were 'too murky' to count the filaments or prominences at 1217 on November 13, Henry did see 3 sunspot groups. At 1229 on the 15th he saw the 3 groups plus 10fs & 9 small qps, but, apart from counting 11fs, his observation at 1147 on the 21st was hampered by high level haze. Henry's radio telescopes recorded a minor solar noise storm, at 136MHz, between 1100 and 1400 on October 25 and individual bursts of noise on October 27, 28 & November 22. He also recorded isolated bursts at 1297MHz on October 27, 28 & November 11.

## Auroral

Ron Livesey, the auroral co-ordinator for the British Astronomical Association, received reports of 'Corona' seen all over Scotland and 'rays' down to Northern Italy overnight on October 1/2 and corona again on 30/31. Further events described as 'active aurora' on 2/3, 4/5, 6/7, 9/10, 18/19, 19/20 & 28/29, 'glows' on 3/4, 5/6, 7/8 & 8/9, 'homogeneous arcs' on 22/23, 'rayed and homogeneous arcs' on 23/24, 'rays and

rayed arcs' on 21/22, 'ray structures' on 28/29 and 'quietrayed' on 31/01. The 'active aurora' on 6/7 & 9/10 were reported from North Dakota and the 'glows' on 3/4 were seen in Cheltenham.

**Gordon Foote** (Didcot) heard the German beacon DK0WCY give weak auroral warnings on October 26, 30, 31, November 8, 9, 10, 16 & 17 and a strong warning on the 1st. I heard the national news media report sightings of aurora, as far south as Bristol, during the evening of November 8 so I was not surprised to have the following 'stop press' from Ron, "Massive aurora all night in UK on November 8/9, coronal all over Scotland in evening and West Ireland. Major bright surge seen in South England about 0130, bright enough to read in West Ireland." An auroral sighting was reported by the ITN weather team at 2230 on the 9th.

"Enjoyed that Northern Lights spectacular on the evening of November 8. The sky was lit up in a glowing red - no other colours were present," wrote **Simon Hamer** (New Radnor). At 2230, he also saw auroral distorted pictures from Ireland's 'RTE1' in Band III and some European stations.

I feel sure that activity in the form of streams of charged particles being emitted from one of those two sunspot groups, **Fig. 1**, observed and drawn by **Patrick Moore** (Selsey) at 1030 on the 14th, caused the event. "More dead than dead," said **Fred Pallant** (Storrington) about the 28MHz band on October 29 & 30 and he wonders if the solar wind had 'blown the ionosphere away' on November 9 because

the band was almost dead. Fred found almost identical conditions again on the 19th which show up well in **Fig. 2**. **Gordon Foote** found that conditions on the h.f. bands were 'particularly bad' on the 19th. Between them, **Tony Hopwood** (Worcester) and **Doug Smillie** (Wishaw) reported hearing auroral reflected signals (tone-A) on the v.h.f. bands on October 1, 2, 5, 10, 21, 28, 29, 30 & 31. Doug found the reflected signals on 144MHz were strongest on the 21st, 28th, 29th & 30th.

## Magnetic

The various magnetometers used by **Tony Hopwood**, **Karl Lewis** (Saltash), **Ron Livesey**, **David Pettitt** (Carlisle) and **Doug Smillie**, between them, recorded storm conditions on October 1, 2, 6, 7 & 8 and from 26 to 31 inclusive.

## Propagation Beacons

My thanks to **Gordon Foote**, **Henry Hatfield**, **Ted Owen** (Maldon), **Fred Pallant**, **Ted Waring** (Bristol) and **Ford White** (Portland) for their 28MHz beacon logs covering the period October 26 to November 25 from which I compiled the monthly chart in **Fig. 2**. **Ted Owen** and **Fred Pallant** added WJ9Z to the list and **Fred** also heard EA7PS on November 18.

## Tropospheric

The slightly rounded atmospheric pressure readings for the period October 26 to November 25 can be seen in my television column elsewhere in this

issue. Toward the end of November **George Garden** (Edinburgh) found that he could receive signals from the low-power stations at Selkirk (ILR Borders) on 96.8MHz and Radio Tay from Dundee on 102.8MHz. As from the 27th George was hearing one of the 'Radio Cracker', Christmas charity stations around 103MHz.

**Simon Hamer** received stations in Band II ranging from France to Ireland on the 22nd and from Denmark (P1, 2 & 3), Germany (AFN2, BFBS, Deutschlandfunk, NDR, R-Bremen and WDR), Norway (P1 & 2), Poland and Sweden on the 23rd.

Throughout November, **Michael Larsson** (Cheadle) kept an ear open for DX on Band II and was rewarded with a good haul of continental and Scandinavian stations. Among the countries he logged were France and Sweden on the 8th, France, Holland and Ireland on the 10th, France, Germany, Ireland and Norway on the 20th, France and Ireland on the 22nd, France, Ireland, Italy, Norway and Spain on the 23rd, Belgium, France, Germany, Holland, Italy and Spain on the 24th, France Ireland and Spain on the 25th and Sweden on the 26th.



Fig. 1.

Beacon	October										November																			
	26	27	28	29	30	31	1	2	3	4	5	6	7	8	9	10	11	12	13	14	15	16	17	18	19	20	21	22	23	24
DF0AAB						X	X	X	X			X	X	X	X	X	X	X	X	X	X	X	X	X	X	X	X	X	X	X
DL0IGI	X					X		X	X	X		X	X	X	X	X	X	X	X	X	X	X	X	X	X	X	X	X	X	X
EA3JA	X					X	X	X	X	X		X	X	X	X	X	X	X	X	X	X	X	X	X	X	X	X	X	X	X
HG5GEW								X	X	X		X	X	X	X	X	X	X	X	X	X	X	X	X	X	X	X	X	X	X
IY4M	X	X				X	X	X	X	X		X	X	X	X	X	X	X	X	X	X	X	X	X	X	X	X	X	X	X
KC4DPC						X	X	X	X			X	X	X	X	X	X	X	X	X	X	X	X	X	X	X	X	X	X	X
KD4EC						X	X	X	X			X	X	X	X	X	X	X	X	X	X	X	X	X	X	X	X	X	X	X
KF4MS												X	X	X	X	X	X	X	X	X	X	X	X	X	X	X	X	X	X	X
KJ4X						X	X	X	X			X	X	X	X	X	X	X	X	X	X	X	X	X	X	X	X	X	X	X
KW7Y												X	X	X	X	X	X	X	X	X	X	X	X	X	X	X	X	X	X	X
LA5TEN																X	X	X	X	X	X	X	X	X	X	X	X	X	X	X
NX20	X					X	X	X	X			X	X	X	X	X	X	X	X	X	X	X	X	X	X	X	X	X	X	X
N2JNT												X	X	X	X	X	X	X	X	X	X	X	X	X	X	X	X	X	X	X
OK0EG	X					X	X	X	X			X	X	X	X	X	X	X	X	X	X	X	X	X	X	X	X	X	X	X
OH2TEN	X	X				X	X	X	X			X	X	X	X	X	X	X	X	X	X	X	X	X	X	X	X	X	X	X
PT8AA												X	X	X	X	X	X	X	X	X	X	X	X	X	X	X	X	X	X	X
PY2AMI		X				X	X	X	X			X	X	X	X	X	X	X	X	X	X	X	X	X	X	X	X	X	X	X
SK5TEN												X	X	X	X	X	X	X	X	X	X	X	X	X	X	X	X	X	X	X
VE1MUF												X	X	X	X	X	X	X	X	X	X	X	X	X	X	X	X	X	X	X
VE2HOT												X	X	X	X	X	X	X	X	X	X	X	X	X	X	X	X	X	X	X
VE3TEN												X	X	X	X	X	X	X	X	X	X	X	X	X	X	X	X	X	X	X
VK2RSY												X	X	X	X	X	X	X	X	X	X	X	X	X	X	X	X	X	X	X
VK5WI												X	X	X	X	X	X	X	X	X	X	X	X	X	X	X	X	X	X	X
VK6RWA												X	X	X	X	X	X	X	X	X	X	X	X	X	X	X	X	X	X	X
VK8VF												X	X	X	X	X	X	X	X	X	X	X	X	X	X	X	X	X	X	X
WA4DJS	X	X	X	X	X	X	X	X	X			X	X	X	X	X	X	X	X	X	X	X	X	X	X	X	X	X	X	X
WC8E												X	X	X	X	X	X	X	X	X	X	X	X	X	X	X	X	X	X	X
WJ9Z												X	X	X	X	X	X	X	X	X	X	X	X	X	X	X	X	X	X	X
W3VD	X					X	X	X	X			X	X	X	X	X	X	X	X	X	X	X	X	X	X	X	X	X	X	X
W8UR												X	X	X	X	X	X	X	X	X	X	X	X	X	X	X	X	X	X	X
W9UXO												X	X	X	X	X	X	X	X	X	X	X	X	X	X	X	X	X	X	X
Y02X												X	X	X	X	X	X	X	X	X	X	X	X	X	X	X	X	X	X	X
ZD8HF												X	X	X	X	X	X	X	X	X	X	X	X	X	X	X	X	X	X	X
ZS1LA	X	X	X	X	X	X	X	X	X			X	X	X	X	X	X	X	X	X	X	X	X	X	X	X	X	X	X	X
ZS5VHF												X	X	X	X	X	X	X	X	X	X	X	X	X	X	X	X	X	X	X
ZS6PW	X	X	X	X	X	X	X	X	X			X	X	X	X	X	X	X	X	X	X	X	X	X	X	X	X	X	X	X
Z21ANB	X	X	X	X	X	X	X	X	X			X	X	X	X	X	X	X	X	X	X	X	X	X	X	X	X	X	X	X
5B4CY	X	X	X	X	X	X	X	X	X			X	X	X	X	X	X	X	X	X	X	X	X	X	X	X	X	X	X	X

Fig. 2.



# ssb utility listening

Graham Tanner  
42 David Close,  
Harlington,  
Middlesex UB3 5EA

I have been asked to act as a stand-in for your regular scribe, Peter Rouse, while he is unwell. Peter was at the Leicester Show in late October signing copies of his new book (see later) and looking at various 'goodies', and managed to pick up some sort of virus. I am sure that you will join me in passing on best wishes for a speedy recovery.

## All about me

I think that it is probably best that I tell you something about myself, so that you understand the reasons why I am interested in 'SSB Utilities' and which aspects of the h.f. spectrum interest me. I live in a small village called Harlington in west London; the village is adjacent to London Heathrow airport, so I have no problems hearing Heathrow Tower on v.h.f.! For h.f. listening I use a Sony ICF-2001D with a full-size G5RV antenna fed through a CM Howes a.t.u. kit. This set-up works very well for me and I can hear Australia most mornings. My main interest is aviation and I'm an avid aircraft spotter. I became interested in h.f. communications when I had the chance to listen to an AR-88D and heard aircraft crossing the Atlantic. From then on, I was hooked. I mainly listen to the h.f. aeronautical bands and I prefer the military communications that can be heard. I also listen to some of the weather broadcasts so that I can check on propagation conditions throughout the day. During the Gulf War I took my radio into work and everybody was surprised to hear 'Baghdad Betty' and aircraft operating in the region and on the way there. People were also impressed with hearing the events before they appeared on TV and radio broadcasts.

## Update

I have had to complete this section in quite a short time, so most of it will be either providing additional information to recent columns, or details from personal loggings. Hopefully, your letters to Peter will be forwarded to me soon.

In the November '91 column, **Chris Broughton's** mystery of an unidentified station on 9.495MHz has been solved. What Chris has heard is part of a military exercise which took place during early September. Exercise "Elder Joust 91-2" was held between the 9th and 12th in conjunction with maritime exercises "North Star '91" and "Vendetta '91".

The signal that Chris recorded is a NATO early-warning E-3A AWACS aircraft. These aircraft are crewed by personnel from a mixture of NATO nations, so the crew could come from anywhere from Turkey through to Norway, but definitely not Eire or South Africa! They were operating over the

North Sea co-ordinating the aircraft involved in the exercise. I heard a lot of activity on September 10 and at about midday everything became a bit frantic when some Russian (I presume) 'intruders' appeared. Several tanker and interceptor aircraft were sent up to 60°N 5°E to meet them. Also heard on that day was an RAF weather broadcast on the strange/new frequency of 6.697MHz, and a Danish Air Force aircraft talking to station 'OVL' in Copenhagen on 6.720MHz.

From the list of callsigns that **Paul H** supplied, callsign *Gambler* is because the squadron badge contains a pair of dice; *Nickel* is because the unit concerned is the 55th TFS, and a 'nickel' is American slang for 'five'. Both these squadrons are based at RAF Upper Heyford flying F-111E aircraft. *Banter* is the SAC command post at Mildenhall, there is a similar command post for MAC aircraft but without its own callsign; others in Europe are *Falcon Ops* at Torrejon near Madrid, Spain, and *Ratchet Ops* at Zaragoza, Spain. Paul also mentions the Presidential aircraft, SAM 26000 is no longer used for the vice-president as they now have two VC-25A Boeing 747s; the old *Airforce 1 & 2* are now used as ordinary VIP transports. On the subject of VIP aircraft, way back on May 27 I heard a VIP VC-135 Boeing 707 depart from RAF Mildenhall going to Florida. Soon after take-off they made contact with Croughton on 11.1776MHz and set up some 'discrete' frequencies for the flight. At various times through the day the aircraft was heard on 10.881MHz, 6.757MHz and 6.716MHz. More recently, President Bush visited The Netherlands, and several aircraft flew into Amsterdam with cars and helicopters to support his visit. One of these, a C-5 Galaxy on 6.11, asked for the SAM frequencies in use there, and was given 4.495MHz and 4.560MHz. These two may be worth monitoring when Mr Bush is flying overseas, particularly when he next comes to Europe.

## US Coast Guard

I have spent some time recently monitoring some of the listed USCG frequencies. The most active ones appear to be 5.696MHz and 8.984MHz. I hear them clearly from about 2300 onwards, the ground stations (e.g. CommSta Miami, Boston, Portsmouth and New Orleans) are quite clear, but the aircraft and helicopters are only occasionally heard. The latter use their aircraft serials as a callsign, prefixed *Rescue* for actual rescue missions and *Coastguard* for other flights. For example, on 29.100 *Rescue 1510* (an HC-130 Hercules) spoke with CommSta Portsmouth, requesting the v.h.f. marine frequency to contact ship *Nordic Prince* at 31°02'N 67°12'W. A day later CommSta Portsmouth was

co-ordinating a rescue mission at 44°N 68°46'W. *Rescue 1502* (an HC-130 Hercules) reported that *Air Force Rescue 98* was 'unable to pick up the remaining survivors', but would drop life-rafts to them and return later. One of the less frequently used frequencies is 11.201MHz, but on 18.700 *Coastguard 1712* (another HC-130 Hercules) was heard while searching for a missing fishing vessel off the coast of Puerto Rico. I can recommend that you try these frequencies from about 2230 onwards, much of the traffic is routine reports of positions and ETAs, but just occasionally something good crops up. They don't appear to be so active at weekends though.

## New Equipment

At the Leicester Show there were several new h.f. receivers available, either just released or 'ready soon'. Sony have just announced their new SW-777 model which is the replacement for their ICF-2001D h.f. receiver. It boasts 162 memories, and the unique ability to store a station name with its frequency; a novel idea is being able to list a number of alternate frequencies for a station, allowing quick and easy QSY when a station signal fades away. The radio is roughly the same size as the ICF-2001D, but it has rounded edges and a more comprehensive frequency display. The push-buttons are a bit smaller and all together the radio appears quite delicate.

Also just announced was the HF-150, the new 'baby' from Lowe Electronics. This model follows on from the success of the HF-125, HF-225 and HF-235 receivers. It has the same clear l.c.d. display, large main tuning knob and very simple controls as the others, but all contained in a much smaller metal casing. It has 60 memories and can use some of the other accessories (e.g., keypad) available for the rest of the range of Lowe receivers.

Finally, at the other end of the price range comes the new Drake R8E. This is about the size of some of the smaller h.f. transceivers, but the R8E has fewer controls to confuse you. It can be controlled from a computer via a suitable interface cable, and its twin v.f.o.s allow you to 'be in two places at once'. The 100 memories store details of frequency, band and mode, and you can scan either of the v.f.o.s or through the memories.

If anyone has one of these, I would like to hear your comments on how good (or bad) they are, and how you think they compare with other receivers.

## Your Logs and Letters

Reader **Colin W** from Wokingham asks why he finds it so difficult to hear many of the transmissions mentioned in this

column. He asks, is it a case of patience, good antenna system, or just good luck? Well, I think that it's a mixture of all three. My antenna is a G5RV, but it is suspended around my loft space into a loop, it still picks up good signals from all over the world. A good antenna via an a.t.u. is obviously much better than the kind of telescopic antenna that comes fitted to many receivers these days, I would always recommend an external antenna fitted as high as possible. A lot of patience is also needed in this hobby, when the bands are quiet you can always be busy at something else, but when the bands are busy you need to give it 100% attention. Luck also helps, but with time and patience you get a 'feel' for the bands and when things are more likely to be busy. Do any of you have any tips or suggestions for improving your reception?

## A Blatant Plug

I am quite sure Peter won't mind if I plug his latest book *Shortwave Communications*, which was mentioned in the December '91 column. I got my copy at the Leicester Show (thanks for the autograph Peter!), and now it sits beside my radio. A quick glance showed that it contained a good introduction to the hobby without anything too technical, followed by sections covering radio controls and antennas, then some very detailed sections covering international frequency allocations and various categories of s.s.b. transmissions (marine and air bands), including detailed frequency listings. There are also chapters covering amateur bands, and one offering advice on buying a radio. It's a very handy book for 'dipping in' when something is heard on the radio, and also a good read when there's nothing on the radio. If Santa didn't bring you a copy, it's an ideal way to use up all those book tokens. The *SWM Book Service* will also be glad to sell you a copy, tell them I sent you!

## ... And Finally

Who knows what next month will bring. I would like to cover more of the maritime frequencies, but I only have a very limited knowledge of these frequencies. Which are the busy ones? Which are the strongest/loudest in your area? Does anyone have any favourites? When is the best time to listen?

Somebody out there must know, please write and tell me. Also, does anybody have any success monitoring NASA? Their frequencies are well known, but I hear nothing, even when there is a rocket launch - what am I doing wrong? I look forward to receiving your letters at the address given at the top of the page.

# GAREX ELECTRONICS

## WIDEBAND SCANNERS

All major brands available, with the all-important service back-up. AOR; BLACK JAGUAR; JIL; REVCO; ICOM; YUPITERU. Also good stock of secondhand sets. Ask for list.  
 "SCANMASTER" Scanner Controller: versions for AOR2002, REGENCY MX8000, ICOM ICR7000, YAESU FRG9600. Built-in software expands the scanner to over 700 memories, with automatic logging and a host of features. Operates with a dumb terminal or any computer in terminal mode. **£153.25**

## WIDEBAND ANTENNAS

"REVCONE" premium quality British VHF/UHF Discone (guaranteed free from exaggerated advertising claims) SO239 connector **£37.75**  
 N-type connector for improved UHF performance **£39.80**  
 Optional vertical whip feature for experimenters.  
 "RADAC" nest of dipoles: imitated but not equalled. Guaranteed Tx capability over customer specified 6 bands in the range 27-470MHz, with excellent wideband Rx performance.  
 SO239 conn: **£86.85** N-type: **£88.89**  
 Special VHF/UHF Airband RADAC: 108-136MHz and 220-400MHz **£80.75**  
 Top quality cable and connectors also available.

## WIDEBAND PRE AMPLIFIERS

NEW GAREX GA-4 SERIES: 20MHz - 1GHz instrument grade amplifiers precision stripline construction for exceptional stability: 13dB gain at 1GHz with filter to reduce HF breakthrough problems.  
 GA-4MN Inline Masthead Amplifier COMPLETE with stripline DC supply unit, requires 12v DC at 30mA, N connectors **£49.50**  
 GA-4MS, as above, but PL/SO connectors, (reduced performance) **£48.50**  
 "Local-use" versions, small die-cast box package, for 12v DC operation.  
 GA-4B (BNC sockets): **£35.75**. GA-4S (SO239): **£35.75**. GA-4N (N sockets): **£39.85**.  
 Mains adaptor for use with any of the above preamps: **£8.95**  
 DC Supply Block: a precision stripline device for powering masthead amplifiers via the co-ax, suitable for 20MHz - 2GHz with VSWR better than 1.3:1, insertion loss less than 0.5dB, N sockets **£25.35**  
 Also with SO239 sockets (reduced performance) **£25.35**

## MOBILE ANTENNAS

REVCO super Mag-mount + 5/8 for 2m **£35.75**  
 Mag-mount + 4.5dB for 70cm **£35.75**  
 Body-mount 1/2" or 3/8" hole (state which) + 5/8 for 2m **£20.35**  
 3/8" hole mount + 70cm colinear (4.5dB) **£20.35**  
 Mag-mount with 3dB 900MHz whip: improve the performance of your cell-phone or 900MHz scanner; in the car or on the office filing cabinet. **£35.75**  
 REVCO unbeatable glassmounts, with tuned matching units for peak efficiency: 2m or 70cm: standard model: **£40.95**. Deluxe hinged whip models: **£47.95**. All with 4m feeder. Plugs on request.

Write, phone or fax for lists. Regular lines, components and bargains for callers. Open 10am - 5pm Mon - Fri (occasional Sats).

ALL PRICES INCLUDE UK CARRIAGE AND VAT AT 17.5%



# GAREX ELECTRONICS



STATION YARD, SOUTH BRENT, SOUTH DEVON TQ10 9AL

Phone: (0364) 72770 Fax: (0364) 72007



## HIGH QUALITY ACCESSORIES

THE CHARGER & SCANNER SPECIALISTS

## FOR SCANNING MONITOR RECEIVERS

### JIM PSU-101

1. **JIM PSU-101 MkIV**. A high quality UK manufactured fully regulated 220-240V AC power supply with RADIO BASE HOLDER combined. For use with FAIRMATE HP-100E/200E/2000/1000AB. AOR-1000. YUPITERU MVT-5000/7000/125. REALISTIC PRO-35/38, ICOM-R1. UNIDEN UBC50XL. BC55XLT. UBC70XLT. UBC100XLT. New unique features include 2 DC output sockets one for radio and the other for accessories. A bracket for BNC socket for antenna connection. Separate DC leads included. **PRICE £29.95.**



2. **JIM BH-A3**. Universal base stand for handheld scanners-transceivers etc. convenient, safe support of radio. Adjustable front stop. Heavy duty chromed base. Bracket for BNC socket for base antenna connection. **PRICE £9.95.**  
 3. **JIM CH-A4**. Car mounting holder for handheld scanners-transceivers with BELT CLIP support. Safe and convenient use of scanner etc. in car, truck, boat etc. **PRICE £7.00.**  
 4. **JIM BC-4H**. Unique FAST Universal 4 hour + 14 hour Ni-cad charger. "auto-switch-off" timer (no more guessing). Ideal Fairmate, AOR, Yupiteru etc. Leads + 4 sizes of AA holders supplied **PRICE £19.50.**  
 5. Watch this space for high quality Universal S meter for scanners, CB etc!

Payment by postal order or cheque. Prices include postage

Further information on SSE products, send A4 SAE to:

### SOLID STATE ELECTRONICS (UK)

6 The Orchard, Bassett Green Village, Southampton SO2 3NA  
 Tel: (0703) 769598

**NEW PSU-101 MK IV**

## REALISTIC SCANNERS

### PRO 2006



ONLY **£299.95**  
 (list £329.95)

400Ch. AM/FM 25-520, 760-1300MHz 240/12v

### PRO 37



ONLY **£169.95**  
 (list £229.95)

200Ch. 68-88, 107-174, 380-512, 860-960MHz

We stock ALL Realistic scanners. AOR's now in stock. P/X welcome

All scanners include FREE p&p in the UK. 12 months warranty

G0CVZ **Link Electronics** G6YTI  
 (Authorised Tandy Dealer)

228 Lincoln Road, Peterborough PE1 2NE (0733-345731) SAE for leaflet.  
 Phone for latest on secondhand bargains.

## ALL VALVES & TRANSISTORS

Phone for a most courteous quotation  
**081-743 0899**

We are one of the largest stockists of valves etc, in the U.K.

COLOMOR (ELECTRONICS) LTD. 170 GOLDHAWK ROAD LONDON W12 8JH

## SCANNER OWNERS

Listen in when you are 'out' with the amazing AUTO-VOX

Connect to any receiver with a squelch control and the AUTO-VOX will automatically switch your tape recorder on and off as signals are detected. A MUST for all scanner owners.

Return to a neatly compressed tape of all the action

The AUTO-VOX may be fitted directly into larger scanners or recorders, taking its power from the rig itself, or housed separately in the free project box supplied.

Supplied as a kit with all parts and instructions or ready built and tested.

**KIT £12.50 AUTO-VOX BUILT £25.00**

Turbo-Charge your scanner with a little help from RADIO RESEARCH

AR 1000/2000 - FAIRMATE HP100/200 - Full coverage modification. 0.5-1300MHz. Upgrades your rig with NO GAPS - Why pay more? **£5.00**

Customising Packs for REALISTIC PRO-2004, 2005, 2006 & 2022. Full of useful mods for your set. (State pack required) **£5.00**

S-Meter Driver for REALISTIC PRO-2004, 2005, 2006 **£17.50**

400 Channel Upgrade for REALISTIC PRO-2004 with Super-Scan rate **£5.00**

Send a SAE for full details and prices of all our scanner upgrades

RADIO RESEARCH (SWM) 3 Pasture Close, Whitmore, Staffs. ST5 5DQ

## HIGH POWER TRANSMITTER VALVES

Klystrons, Magnetrons, 4CX350A, 4CCX1000A, 4CX250B QY3-125, QY4-250, etc. One million valves in stock. Phone or fax for quote, discounts for large valve inquiries. Orders from manufacturers, Govt. Depts., overseas etc., welcome. **WANTED VALVES** EG. KT66, KT88, PX4, PX25, Klystrons, Magnetrons, Transistors, I.C.s. If possible send written list - we reply same day. Cash waiting. **SPECIAL OFFERS** - 572B Valve foreign but tested, perfect. (Brand is B.E.) £30 + VAT P&P paid. Socket for 4cx250B with chimney. Used but perfect @ £20 + VAT P&P paid. 4CX250B ITT used but tested. OK. £20 +VAT P&P paid.

**BILLINGTON EXPORT**, Oakdene Industrial Estate, Near Horsham RH13 8AZ. Callers by appointment only. Tel: (0403) 865105 FAX: (0403) 865106. Minimum order £50 (UK/export) + VAT.

## HOLDINGS AMATEUR ELECTRONICS

G3LLL for ICOM & YAESU

New & S.H. Receivers, Transceivers & Specialist service for older rigs FT101 etc. IC-R7100 stocked. Closed all day Thursday.

45 JOHNSTON STREET, BLACKBURN BB2 1EF  
 5 Miles from Junc. 31, M6 Tel: (0254) 59595

BUT HOLS? PHONE FIRST.

**G2VF LOOP ANTENNAS WITH ATU FOR HF HAM BAND TRANSMISSION** (SWR One to One 40, 15 and 10 One Point Five to One 80 and 20) **AND SWLs LONG AND MEDIUM WAVE FOR BCLs**. Loops 21 inches square or triangle. No special skills required. Circuits, Parts Lists sources of supply assembly data. HIGH FREQUENCY LOOP 80 to 10 Metres **£5**. LONG AND MEDIUM WAVE LOOP FOR BCLs **£3**. LONG MEDIUM SHORT WAVE LOOP 1500 to 10 METRES FOR BCL SWL **£8**. SHORT WAVE ATU LOOP OR LONG WIRE **£4**. PRE AMP LW MW S WAVE **£2**. PHOTOCOPY HRO MANUAL **£4**. MW LOOP WITH PRE AMP ATU **£3**. PRE AMP FOR G2VF HF LOOP OR ATU **£4**. SHORT WAVE ATU BUILT-IN PRE AMP FOR LOOP OR LONG WIRE **£7**. SAE details. All projects D.I.Y. METAL DETECTOR **£2**. **F. G. Rylands, 39 Parkside Avenue, Millbrook, Southampton SO1 9AF. Tel: (0703) 775064.**



# bandscan

## NORTH AMERICA

Gerry L. Dexter, RRA,  
Box 110, Lake Geneva WI, 53147 USA.

**B**ack again with our quarterly report about what's happening on the short wave scene in the Americas, and it seems there's a good deal happening these days - or scheduled to happen.

We are to the point now where most s.w.l.s - if called upon to give a figure - would have to stop and count the number of United States-based religious short wave stations that have come on the air in the last few years. Awhile back I mentioned that a Catholic group was beginning work on a huge installation that will feature multiple 500kW transmitters.

The latest group planning an entry into the religious radio ranks is World-wide Gospel Radio, that now has a construction permit covering two 50kW transmitters to be operated at the town of Upton in Kentucky. Currently, the group owns and operates WJCR on 90.1MHz f.m. - one of those so-called 'community stations' the FCC now allows to operate in territory once reserved for educational (mostly university) broadcasters. The group currently produces a programme called *Prayerline* that airs on WWCR short wave Monday - Friday at 0400. No target date announced, but I'd guess sometime this year.

### More High Adventure Adventure

California-based High Adventure Ministries, which operates KVOH from Simi Valley and the King of Hope stations in southern Lebanon has been trying for several years now to get its 'Star of Hope' station on the air - meeting problems at every step. The station was first planned as a sea-going operation, broadcasting from a vessel off the China coast, but that didn't work out. Next came Guam. A site was found and a full compliment of broadcasting equipment brought in. Then a dispute arose over who had title to the proposed site that has resulted in High Adventure giving up on Guam as a location. They've now focused on two South Pacific islands. Depending upon land acquisition and local government approval, they'll end up either on Palau or Rota. Star of Hope will beam religious programming to China, but a target date seems anyone's guess.

On a similar front, Dr Gene Scott has now taken over the Caribbean Beacon station on the island of Anguilla and is pushing for contributions so he can get his short wave station on the air from there. Again, no target date has been announced but, based on Scott's ability to pull in the contributions, I'd guess it'll be sooner, rather than later.

### Many Happy Returns

It's always welcome news when sta-

This ship was once destined to be the home of High Adventure Ministries' 'Star of Hope' station, beaming to China.



tions that have been off the air on short wave for periods of as much as several years come back on the air. This time there are several such cases! The Argentine, Radio Malargue in Malargue has resumed broadcasts on its former 6.160MHz frequency, though it's actually being reported on 6.1607MHz. Heard in Spanish around 1100UTC.

Radio Nacional Arcangel, which is located in the Argentine Antarctic has been off short wave for a year or so but now is active again. Heard on 15.474MHz, slightly variable running to a sign off time at 2305 or slightly later. Although most of the programming is in Spanish and English identification announcement is reported - complete with an invitation to send a reception report and receive a QSL. Apparently, they also give at least one station ID in Portuguese.

In Venezuela, Radio Continente, Caracas, active for many, many years before it went silent for a lengthy period, has also returned to short wave. It is active on its old 5.030MHz frequency and said to be running 7.5kW. No schedule reported but the 0000-0400 period is probably the best chance.

Another returning South American station is Radio El Sol in Lima, one of the oldtime, main line Peruvians. South American DXers report this is active on its old frequency of 5.970MHz. This, too, might be hearable in Europe in the 0000-0400 period, or later.

And coming back - maybe. La Voz de Galapagos in the Galapagos Islands is supposed to return to short wave. At least they would like to. Their transmitter needs an overhaul and there is no money available to accomplish this at present. If and when it can be done, then the station should go back on short wave, likely on its old 4.810MHz frequency. Some radio country lists, including that of the widely used North American Shortwave Association, consider the Galapagos a separate

radio country as the return of this station would have special importance to country hunters.

### Still Expected

Radio Miami International is still waiting for FCC approval to start construction of its station in Miami. The station would concentrate on coverage of the Caribbean. At present, the organisation is airing some programming on WWCR and WRNO - and also acting as a representative - arranging for other groups to get air-time on these stations. So far, most of these are Cuban exile groups who are programming to Cuba. Another Radio Miami endeavour seems to be making faster progress. RMI has been assigned frequencies and call letters for its proposed station in Honduras. The call will be HJRA and the station will use 1kW on 9.950 and 15.670MHz.

### FCC 'Busts' Anti-Castro Broadcaster

La Voz de la Federacion Mundial de Ex-Presos a Politico de Cubano (Voice of the World Federation of Former Cuban Political Prisoners) had been airing a broadcast on 7.080MHz about three evenings per week, from around 0130 to 0200. The FCC's Tampa, Florida office located and closed the station, which, according to a report in the *DX South Florida* bulletin, had been in the Drew Park section of the city of Tampa, Florida, just east of the international airport.

### Looking Ahead with the VoA

The Voice of America still has a variety of technical irons in the fire - both short and long term. After the recent commissioning of a new set of transmitters at the Bethany, Ohio site, the VoA's next new signal sources will be in Botswana. Indeed, the first two (of four)



Radio SRS was the predecessor of Radio Surinam International, which recently discontinued its short wave broadcasts via a Radio Bras transmitter in Brazil.

FRECUENCIAS Y HORARIOS DE TRANSMISIONES  
En vigor desde el 2 de Mayo hasta el 6 de Noviembre de 1988  
FRECUENCIAS AND BROADCASTING SCHEDULE  
FREQUENCES ET HEURES D'EMISSION  
FRECUENCIAS E HORARIOS DE TRANSMISSOES

### Radio Havana Cuba may put a transmitter on the air on 120m, just for DXers.

new 100kW short wave transmitters should be in operation right now and the other two by spring.

On other VoA fronts, work continues towards the final goal of having ten new transmitters active in Tangier, Morocco. This won't be fully operational until early 1993, which means some of them should become active this year. Agreement has been reached with the Sri Lankan government to put three new transmitters on the air at that island site. The new short wave relay at Udorn, Thailand will be active in 1994. The Israel relay project remains in limbo, awaiting further environmental test at the site and then a court decision as to whether the station can be built after all. The VoA has had a technical improvement plan going now since 1981.

### Croatia - Tennessee - Chicago

Now there's a strange combination! But it is tied together. WWCR in Nashville, Tennessee is now airing a program called Radio Free Croatia on Mondays, Wednesdays and Fridays at 0100-0130 which - like Radio Libertas and Croatian Radio, carried on US short wave outlets - is on the air as a result of the Croatian declaration of independence and the Yugoslavian civil war. The programme is produced in Chicago. The address is the Chicago Media Workshop, 4829 N. Talman Avenue, Chicago, Illinois 60625, USA.

### This and That

The Alaskan religious broadcaster, KNLS, has cut back on its English broadcasts and now airs only one such segment - currently at 1300 on 7.355MHz.

Radio Surinam International, which was on the air for about an hour each day up on the 16m band, via a Radio Bras transmitter in Brazil has discontinued its broadcasts.

The Canadian medium wave station CFCF, Montreal, relayed by CFCX - 6005 has changed its call letters to CIQC and adopted a country/western format.

In *The Journal* of the North American Shortwave Association, Tom Sundstrum reports that Radio Havana Cuba may put a transmitters on the air on 120m, mostly just for DXers to try their hand at hearing!

That's the story for this time. Back in three months with more news from the 'other side'.

Roger Bunney, 33 Cherville Street,  
Romsey, Hants SO51 8FB

**A**s this column is prepared just before Christmas 1991, we can look back on an eventful year, perhaps the one thing that brought satellite TV news into a new era was the Gulf War. Suddenly we were live at the war front, missile alerts, explosions, pinpoint accuracy of missile attacks with inbuilt cameras. One of the most dramatic TV airings was from the CNN Jerusalem bureau with their reporter attempting to continue a live on-air commentary/report during a Skud attack whilst donning gas protective clothing. During the Gulf War, several satellites were pressed into service for linking the on-site portable satellite news gathering equipment (SNG) back to respective national broadcasters' newsrooms - this resulted in the sharing of news feed circuits and it was possible to sit on a given downlink and watch a succession of desert located reports back to the studio. Such was the sudden call for satellite circuits that both Eutelsat and Intelsat pushed into service an additional satellite each at 4 and 57°E respectively.

Then August brought the Russian overthrow of their established Communist system with rioting in the streets, again carried live (unheard of a year ago!) from the Moscow streets over Gorizont satellites at 11, 14°W - well, as live as it could be given the lack of ground based radio linked cameras...hand held news cameras recorded the scenes to be hurried back to the Visnews bureau for backlinking into the West. At such times its interesting to see that the established terrestrial and satellite broadcasters drop their advertised programmes to take 'live' the events unfolding - usually with the CNN, etc., logo in the corner. During the year there were several live political meetings around the World and, of course, it was the year of the hostage releases with several Damascus originated feeds carrying the first pictures of both British and American hostages in their first hours of freedom.

November 18 saw Terry Waite walk free and interesting that much of this was carried over Gorizont 14°W into the UK. After considerable delays Eutelsat's long awaited series II F3 successfully launched from Cape Canaveral on December 7 at 2247UTC into the correct orbit and after testing will be operational at 16°E by mid January, pictures of the launch were carried over Eutelsat II F1 13°E at 10.98GHz horizontal. Rumours suggest that BaeCom have already leased 2 transponders in the Telecom band on this bird for Starbird SNG operations. The next day news feeds were seen from various craft covering material ex Summit talks in Holland.

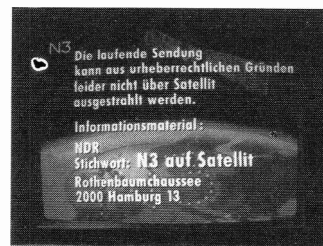
With the TV Norge move to the Tele X satellite at 5°E in the Telecom band, keep a look out for other activity on a couple of other nearby transponders,

on December 3, a corporate video conference was being carried on 12.64GHz, the other transponder at 12.72GHz often features programme circuits and conferences. Interesting that all 3 transponders on this bird are left hand circular so switching vertical/horizontal will make little difference.



Unusual sighting by me on December 13/14 at about 2°E with unmodulated carriers - 11.00 and 12.52GHz - which may suggest that new II F3 is slotted at a test position. It's common practice for newly launched satellites to locate at a test slot for downlink tests and system evaluation. Cyril Willis (Kings Lynn) noted very strong carriers from 38°W early December at 11.153GHz over several days, this is the favoured test slot for all North Atlantic path Intelsat bird evaluation, it's likely that Cyril's sightings were of the newly launched VI F1 which will move to 27°W early January.

Since this column was launched there has been a steady growth of interest by satellite orientated readers. Take for instance **Darren Salter** from Cambridge, he is using a junked Cambridge Computer's receiver and LNB - some of the local remains of the firm when they relocated north of the border. Darren has fitted additional sound sub-carrier tuning and with 3 dish options (the largest being a 900mm) and covers the sky most effectively. Several other readers are using the standard 650mm Amstrad dish/receiver combination and moving the dish across the Clarke Belt, it's possible on a 'good' package with lower than average noise LNB to usefully receive signals from Intelsat 27°W and other satellites. **Nicholas Earley**, Victoria, Australia also an enthusiast has now invested in a 1.5m dish and imported receiver for reception of AUSSAT and already received 7 transponders, 3 being in B MAC and cannot be resolved satisfactorily.

Readers too in South Africa! **Ken Kirkley** in Botswana has forwarded a 'BOP-TV' sales sheet for their decoders, apparently they use the standard Videocrypt system similar to Sky and decoders for cash can be obtained from Thompson in Germany for \$250, rather a high price when the original decoders here in the UK can be purchased from about £50 upwards. BOP-TV sell a year's SMART card for \$140, BOP signals downlink from Intelsat VI F4 27°W, 3.88GHz in C Band. The recent photograph of Astra 1A reception (Teleclub) in South Africa has prompted **Frank Heltz** of Durban, South Africa to write - Frank, a satellite dealer says that a 4.2m solid dish (i.e. the reflective surface is solid metal and not mesh) will provide sparkie free reception from Astra 1A on MTV, Filmnet, Teleclub, RTL-4, Screensport and Lifestyle channels. The LNB is a 0.8dB noise Gardener fitted onto a



**Fig. 1. (above): The NDR-3 (W. Germany) Satellite feed via Astra 1B. (Peter de Jong). Fig. 2. (top right): Test pattern from the Usingen, Germany Earth station, over Eutelsat II F1. Fig. 3. (right): The Greek EBT-1 feed via Eutelsat I F4 11.66GHz. Peter de Jong, using a 90cm dish.**



Chaparral C/Ku feedhorn, meanwhile Frank's neighbour uses a single John Levick Ku band feed with an improvement factor of 15%! Astra 1B and Eutelsat I F5 can be seen but very weak. Receiver is an Echosphere 4500 with inbuilt threshold extension and reduced video IF bandwidth switching.

Incidentally if you want to check your equipment on System M NTSC 525 lines then try PanAmSat PAS-1 45 West on the NHK feed 11.67GHz horizontal - the transponder is usually downlinking a test pattern for most of the time when not actually carrying programme and news material

I am pleased to hear from readers' of their reception and equipment whether they operate a Jodrell Bank or a more modest setup, if you have any queries we'll try to answer but please include an s.a.e. with your letter.

As predicted some months ago in these pages, the Dutch based Filmnet group has started D2MAC with Eurocrypt scrambling over a Eutelsat II F1 downlink formally used by Nordic Channel 11.63GHz horizontal, dual-beaming with their 11.67GHz horizontal which remains in Satbox encryption until their subscribers have retrofitted to the new standard - it's likely that the Astra 1A 11.36GHz horizontal transponder will also go D2MAC in due course, which will spell the end for the many pirate decoder boxes that supports a large industry base throughout Europe. The attraction to the UK market was the interest in the Wed/Sat night adult moves, which may in part be satisfied when the 'After 12' channel starts up in late December on Eutelsat II F1 13°E over the former Galavision trdr 11.596 again using Videocrypt encryption (like Sky with Smart cards) which is rapidly becoming the standard for Europe. No news on the rival adult HVC 'The Adult

Channel' which hopes to air early 1992.

THAILANDSAT 1 should launch late '93/early '94 via Arianspace which will provide internal telecommunication and TV carriage with spillover into neighbouring countries - use of the spillover coverage will be encouraged. Neighbouring Malaya have also bought Arianspace launch expertise for the launch of their MEASAT satellite during 1994. And the Korean satellite which will fly October 1995 will be called 'MUGUNGHWA' - the Rose of Sharon - after the Korean national flower!

## Intelsat K

1993 will see the launch of the high powered Intelsat K with her entire payload of 16 Ku band transponders (including Telecom band), running into 47 - 50dBW footprints in designated regions. Three specific areas are targeted, Western Europe extending to the Russian border, the United States reaching into the mid-West and 2 Latin beams into South America, one being across Peru, Columbia, Ecuador and Venezuela, the other across Argentina, Chile, Uruguay and Paraguay. Versatile cross switching of the available uplink beams will allow various routings of the downlink options within the regions as detailed. The satellite will carry all types of TV transmission and encryption standard in either analogue or digital form. The launch of this bird during hopefully Spring 1992 will bring a great deal of interest to Ku band observers located at 21°W

## Eutelsat launches 1992

Eutelsat II F3 should slot into 16°E by week 2 January; Eutelsat II F4 should launch February/March 1992 to slot at 36°E; Eutelsat II F5 should fly late 1992 and will slot at 7°E. There is a future II F6 though no details of this craft are yet to hand.



# amateur bands round-up

Paul Essery GW3KFE, PO Box 4, Newtown, Powys SY16 1ZZ

This is being put together at 1300 in December half-light, when band conditions are - er, unsettled. 'Nuff Said!

A voice from the past first; **Mike Davis** of Thornton Heath is still listening, though, and takes his Morse test in the run-up to the Christmas festivities. Congratulations in advance! Mike has been looking at the question of S-units and S-meters and as a result is thoroughly puzzled. To summarise his questions - 1. Is there a standard scale for S-meters? 2. Is there a standard S-unit? 3. If not, what's the use of an S-meter anyway? With regard to item 1, we are usually told S9 is given by 50µV. Is this the output of the signal generator, or the input appearing across the receiver terminals? Some signal generators are calibrated to the former, some to the latter, so you may have to set 100µV on the gennie to get 50 at the receiver, or you may not. Again, the S-Meter is usually adjustable by a potentiometer at the back, and it will probably go over to full scale regardless when you back off the r.f. gain. 2. Some people regard an S-unit as being 6dB, some use 4dB. Anyway, in 40+ years in this hobby I have never seen an amateur receiver S-meter whose calibration held to any form of S unit across the range of signal strengths. Hence, in real terms the answer to 3. is that as an indicator against which to report, the S-meter is useless.

## Not a Measuring Instrument

That having been said, perhaps John Q. Ham across town wants to compare two antennas. In that case we can look at the meter and say on the basis of its reading that one antenna gives us a better signal than the other. How much better we can't really say - unless we can switch to an accurately calibrated signal generator, set it to first the larger, then the smaller levels, and do a sum. For an s.w.l. report, maybe we can plot the variations in our S-meter readings of a distant station for a period of time. Such a report will merely tell the recipient there was fading, or the band was going out or perking up - but at least it'll go some way to justifying a QSL in return! If you monitor a particular station over a period of weeks, you can of course check conditions by logging the observed meter readings with the receiver and a.t.u. controls at a specified setting. However, a measuring instrument it is NOT!

## Pensioned Off

Now another voice from the past, namely **Philip Davies** of Market Drayton. Philip has pensioned off his old Eddystone 840A in favour of an Icom R72; a Maplin a.t.u. has been put together and the bits-and-bobs accumulated for an outdoor long-wire.

Arising from this, Philip sent in a list of the 'specials' heard, reflecting the great changes in the world of late. For instance: R3A heard from the Russian Parliament during the coup time. 4J7GWB for Armenian Independence, EK3DNJ, the New Jerusalem Monastery in Moscow, EN50PQ and GB50RC both celebrated the fiftieth anniversary of the Russian Aid convoys of WW2, HG32JP for the Papal visit to Hungary, OM5SCT from Czech Scout Hq in JOTA, LY91BQJ the Lithuanian National Games, T40PAN for the Pan-American Games in Cuba, EI2TSR, GB2TSR and GB4TSR were all for the Tall Ships Race. A couple of 'expedition' stations operated by YLs were DL1SCQ/TF7, Ann, Westman Island, Iceland, and KP2A/KP5 operator Judy, from Desecheo. Two expeditions in QSO were GT3FLH, St Patrick's Island, IoM, for the National Trust, working EJ4DW Aranmore Island, off Donegal. RY75BL was an expedition to Lysonia Mountain, Ternopol, 4L3IR came from the St Petersburg (ex Leningrad) International Radio Rally, while DK0IFA was from the Electronics Fair in Berlin. GB2SM was the Science Museum station and VE30SL was the Ontario Science centre. 5J500D/3 was celebrating 500 years, presumably since Europeans found it, from Bogota, Colombia - imagine that call on c.w! Finally G2LO from the BBC's Ariel Radio Club in Warwick in an RSGB contest, and 9K0JH, commemorating the final dousing of the Kuwait oil-well fires. We might finish by asking Philip what he thinks of the beer in the Stags Head!

Next letter in the pile comes from **Gerald Bramwell** from Swinton, Greater Manchester. On 28MHz, Gerald found WA4WTV, K6GJD/7, W0NBA, and some Europeans, while 24MHz yielded only LZ2TU. On 21MHz the only DX-y signal noted was YB6HJE, the rest being Europeans; but the only signal logged on 18MHz was W1TRV. However, 14MHz came good with KZ4C, WB2MWW, X01TX, VE3EBT, WB2SRL, KA1JC, KC4DWI, VE3FRW, VE3OSC, VY2SS, VO1TA, N2KVN, VE2TBK, N2OK, VE3FGL, AC4JO, W1IKO, VE3YJ, X01FG, various Russians and Europeans, 9K0CS, 9K0DT, EA8RR, PS8YL, TR8JH, TT8SA, PY4AH, YV5MQA, TG9GI, 3B8FU, CX7BC and VP2SEI. The DX on 7MHz included ZP1XCP, TU2XZ, JA5AQC, 9K2ED, 5U7M, 9K2HA, 4X4JP, PZ1EL, JY5EC/OD5, EA8RR and 4X1M0, UH8EA, RA9SFL, RZ6LYQ, UF6FJ, European Russians and of course other EU signals. One very new G noted was GU0PSP. Things on Eighty were quite good, with VO1XC, VO1CMR, VO1EM, R6L, JA6XMN, JA4VUQ, 4X1EL, 9X5SW, JA1JAK, 7X4AN, EA9TL, 4X6ZK, JF6AYK; among the Europeans we noted calls such as G3KKJ, and G6LX. Finally, Top Band, on which Gerald noted RB5CU, plus G3VER/P, G2LO, G0JIP, G0IVZ, G3WAS and G3NGD. The

G2LO call by the way was originally the call of the first broadcaster - London Calling - back in 1923-ish.

On to **Dennis Sheppard** of Earl Shilton. Dennis reports his results achieved with a Trio 9R59; on 28MHz VE1PBM, W9FW, TA1BE, on 24MHz ES5D, SV0HV/SV9, UM8MBA, VO1NE, J68AS, 8P6CC, W8AH, XN1YX, R050P and WB2MWW. To date Dennis hasn't located 14MHz so a 'nil' report there, but on 7MHz SV1FH, TI2DX, 4X6KA, LZ2SN were noted, with 3.5MHz FM50N, LZ2APW, WA6IZT, 8P6JB, JA1JRK, 7X2BK, 7X2DG and lots of W/N/K/A signals. Top Band sideband produced GW3KFE - who's he? - and GW4GNY plus HB9ABT and HB9ADQ. Listening for a.m. signals on the band produced G3KPJ, G3OA, G3RGF, G3RCX all in Essex. However, a little bird tells us Dennis has now managed to find a Rascal RA17.

Over the water now to Malta, where **Vince Cutaajar** listens to 18MHz and 24MHz. This time Vince mentions the sideband from 3C1EA, V73AZ, H44QM, C21NI, P40P, N7PBX (Nevada), KE0QQ (N Dakota), YX5LA, 9L1US, LZ2VU, W6SAI, ZB2AZ, JT1JA, 6Y5EW, TZ6VV, J68AS, WB8GEX/VP5 and TU4XM all on 24MHz, while a little time on 18MHz produced SV9ANH, 5V7DP, P40P, YX5LA, 3B9FR (Rodrigues) and J68AM.

**Mervyn McPeake** reports from Ballymena, where he has an inverted-vee cut for 7MHz at 21m, plus coaxial feed. The first activity was on 14MHz, with ZA1QA, LZ2KLW, 9H3NU, F6I0, LX1CN, PA3FWZ, LX/PA3DPK and DF9YM. There was then an enforced close-down for about a month, as a storm had blown down the antenna. When activity recommenced it was mainly on 7 and 21MHz and to date some 63 countries are 'in the bag' with lots and lots of Stateside signals, and of course Europeans.

## Patchy

Down West at Yeovil, **D. L. McLean** comments that conditions have been patchy thanks to the solar upsets, with periods when all bands were virtually dead in the DX sense. The sideband pippin on 3.5MHz was CR3A, while on Forty we can admire ZA0RS. 14MHz yielded BV2FF, BV40B, C6AFQ, CE0YAD (Easter Is), FT4YD, IK5DNE/IA5 (EU-28 for lotafans), J37H, J80D, J82A, KL7RA, PJ9W, V31ZR, V47NS, YW1A, ZC4ST, ZF8AA, ZS6DL, 5H3DC and 9M2DM. Just K6YRA and OD5ET on 18MHz, but old favourite 21MHz managed to produce BZ4RBX, C6AFQ, FM6A, HZ1AB, J80D, J82A, KG4QQ, LU8XPD (Tierra del Fuego), OA4QV, OX3KM, P40T, PJ7A, PJ9W, S03UN, V31ZR, V47KP, V63JC, VE7PL, ST0DX, TV6MN, Y11AFC, ZF2JI, ZF2ND, ZF2QX/8, ZF8AA, ZP0Y, 5Z4DU, 6D2X, 6W7/YU5AU, 8P9Z, 9L1US, 9Y4H and 9Y4VU. A trawl on 24MHz came up with A45ZZ, FM5DN, FR5GL, FY0EK, H18MEQ, PP0F, SV1UM/

8(EU75for IOTA), TA1AL, UF6FL, VP2V/KU7F, WJ6Q/M, YS1DRF, YV2BYT and ZA1QA. Finally, 28MHz and BZ4RBX, D68RH, HB0/HB9AON, H18A, HZ1HZ, J82A, KP2A, NT7Y (Utah) V47NS, VE6TK, VK2AHM, P40T, P40W, PJ1B, TI4CF, XX9AW, YN/SM00IG, Z21HQ, 4U1UN, 6D2X and 9L1SL.

## Feeder Problems

It was back long in 1966 when **Andrew Marriott** first reported from Bishops Stortford to the column in the old *Short Wave Magazine*, so much water has gone under the bridge. However, at the present Bath QTH the water missed the bridge and filled the traps in the multi-band antenna instead - not to mention feeder problems into the bargain! Hence, silence while repair work goes on.

Hastings is the home of Top Band specialist **John Heys**, who mentions listening for six hours in the sideband leg of the CQ WW Contest, and finding 35 countries in five zones including as the pick the calls of OY9JD, TK5BF, LX1FJ, LX6A, HG7BX, HG73DX, LY2Z0, RY7D, YL1ZW, RZ1A, CR3A, UC2IDC, LZ9A, EA9LZ, RH2E, ULOA, HB0/HB9AON, ZB2X, RT5UO, PI4TUE, RY1U and ZA0RS. Turning to c.w., John heard ZA1HA on October 9 on the band, at the early time of 1817 and thought he was yet another ZA pirate, but it turned out to be the real McCoy, proven by receipt of the veri.

## QSLs

**Ted Trowell** in Sheppey offers some addresses for QSLs; TA7KA, Box 176, Trabzon 61000; ZA1TAD, Box 66, Tirana; ZD8LI, PO Box 2 Ascension Is; SU1HV via IS0LYN; FY5YE via W5JLU; V29W via KD6VWV and R040A via SP9HWN.

The EARTTY Contest runs February 8-9, 1600Z to 1600Z. EAs send RST plus 'Prefijo Provincial' comprising two letters, the rest of the world RST plus CQ Zone. Score one for a QSO in own continent, two for a different continent, on 14/21/28MHz. On 3.5 and 7MHz score three for a QSO in own continent six for other continent. The multiplier is the sum of the DXCC countries and EA prefixes on each band. Final total, sum of QSO points, times the sum of the band multipliers. Use a separate log for each band, include a summary sheet showing scoring and other essential information. Mailing deadline for entries is April 10, addressed EA RTTY Contest Manager, Antonio Alcolado, EA1MV, PO Box 240, Aranda de Duero (Burgos), Spain.

## Deadline

The address, as always, is at the head of the piece. Your letters should land in the Box by March 6, April 10, and May 8. Don't forget, it is your input which feeds the column; so the more letters, the merrier!

# dxtv round-up

Ron Ham, Faraday, Greyfriars, Storrington,  
West Sussex RH20 4HE

**F**irst, my congratulations to **Dr. John Mason** (Yapton, Sussex) on his recent election to the post of President of the British Astronomical Association. I have known John a long time, he is a very able astronomer who broadcasts, lectures and writes about the subject. Furthermore, in addition to being deputy editor of the magazine *Astronomy Now*, he is joint author, with **Dr. Patrick Moore** (Selsey), of the book *The Return of Halley's Comet* (ISBN 0-85059-667-X). His ability in electronics combined with a specialist's knowledge has enabled him to study fireballs and meteors in both the radio and optical fields. Along with Patrick Moore and **Cmdr Henry Hatfield** (Sevenoaks), John is the third contributor to hold this high and very important office.

## Band I (Upper Ionospheric)

In India, **Lt. Col. Rana Roy** (Meerut) noticed periods of ionospheric disturbance, giving the typical multi-image, smeary and distorted pictures, at times on September 8, 9, 10, 12, 13, 14, 28, 29, 30, October 1, 2, 6, 7, 8, 9, 10, 25 to 29 inclusive and November 2 & 3. Among his catch was unidentified 525-line 'rolling' pictures, on Ch. A-2 (55.25MHz), from SE. Asia on September 8 and October 1 (possibly Vietnam), 6th (Philippines), 7th and 25th (Philippines) and possibly the Philippines again on the 27th and 29th. At 2231 on October 9 he identified 'Bangkok TV3', on Ch. E2 (48.25MHz), by the 'smeary' '3' insignia, **Fig. 1** and saw one of their films, identified by the '3', lower right **Fig. 2**, at 1934 on November 3.

Briefly, such distortion to pictures

takes place when the normal state of the ionosphere has been disturbed and the paths of the video signals are being reflected, refracted and deflected by randomly reforming clouds of ionised gas. Although their countries of origin are generally uncertain, Rana deduced from such signals adverts, announcers, cartoons with English sound, a digital clock caption, a film dubbed in Thai, football, news-readers, plays, prayers in Arabic, Teletext and, at one time, sound in Thai language. However, he positively identified 'Dubai TV' with Arabic songs and Teletext, on Ch. E2, at 1650 on October 9.

Back in the UK, around 0800 on November 13 and 14, **Simon Hamer** (New Radnor) identified signals, during an 'F2' opening, from Australia (Star Television on 46.172MHz), China on Ch. C1 (49.75MHz), New Zealand on 45.250MHz, Malaysia and Thailand on Ch. E2 and later, at 1230, came Dubai, Iran and Zimbabwe. **Bob Brooks** (Great Sutton) also reports seeing unidentified pictures, via 'F2', on Ch. E2, at midday on the 13th and 15th.

## Band I (Lower Ionospheric)

Simon Hamer received 'pings' of picture, via meteor trail reflection, from an unidentified station on Ch. R1 (49.75MHz) at 1230 on the 21st, Denmark on Ch. E3 (55.25MHz) on the 22nd, Norway on Ch. E2, with glimpses of their news (Dagstevyen) at 1830 on the 23rd and Iceland (RUV), on Ch. E4 (62.25MHz), at 1230 on the 28th. Bob Brooks watched dancing from Spain (TVE) and news from Germany (ARD)

while short-lived Sporadic-E was active at 1100 on the 4th and 2145 on the 5th respectively.

## Picture Archives

**George Garden** (Edinburgh) often uses his Panasonic video camera to record, from screen, any DX signals that he receives at one of his portable locations. He then converts them to colour prints by taking photographs from the play-back with a 35mm camera. The weather forecast from BBC North's Sandale/Caldbeck transmitter **Fig. 3**, and a test-card from Holland **Fig. 4**, were captured for posterity by this method. Bob Brooks kindly sent photographs of a Czechoslovakian ident **Fig. 5**, and a logo **Fig. 6**, and station ident **Fig. 7** from Spain's 'TVE' that he received, via Sporadic-E, back in 1983/4.

## Satellite TV

Radio and television engineering and broadcasting has come a long way since those first signals were received on earth, around 20 and 40MHz, from that 184lbs orbiting satellite, Sputnik 1, launched by the USSR on 4 October 1957. I often think of those early days when I read the latest reports about the pictures you have received from the broadcasting satellites. From 1015 to 1045 on October 21, **Mike Bennett** (Slough) saw adverts and the programmes *Maude* and *Young Doctors* on Sky One, around Ch. R11 (215.25MHz) in Band III. Mike reports that the weather was very foggy at the time and the pressure and temperature was 30.35in and 8°C respectively so

conditions were right for a lift in Band III. Any ideas about the source of this signal readers?

"We are now watching BBC World Service TV every day via ASIA SAT," said Rana Roy, who uses a 'C' band antenna. He finds the BBC programmes very interesting especially those about the environment, other countries and Network East. In addition Star TV provides him with channels for entertainment, music, sport and a Chinese channel. In Holland, satellite watching for **Peter de Jong** (Leiden) in October and November, via Astra and Eutelsat, produced interesting captions from NDR (Germany) **Fig. 8**, Nordic Channel **Fig. 9**, the USSR (translates 'TV Inform') **Fig. 10** and a test-card of a French Telecom satellite **Fig. 11**.

## Weather

"We are having pleasant weather now with temperatures between 23°C in the day and 10°C at night," wrote Rana Roy on November 22. The slightly rounded atmospheric pressure readings for the period October 26 to November 25 **Fig. 16**, were taken daily, at noon and midnight, from the Barograph installed at my home in Sussex. I also recorded 3.85in of rain during November and although the month was generally mild with high winds and fog at times, early morning frosts occurred on days 6, 10, 15 and 21. The latter was the most severe with temperatures down to 28°F in the small hours. During the last three weeks of November, **Clive Brook's** barograph, at his home in Plymouth, ranged between 29.1in (985mb) and 30.2in (1024mb)

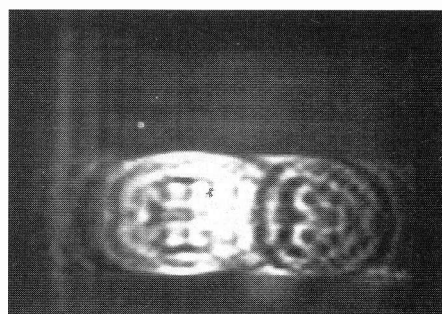


Fig. 1: Bangkok.



Fig. 2: Bangkok.

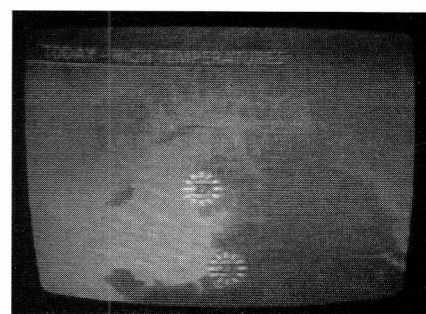


Fig. 3: BBC North.




Fig. 4: Holland.

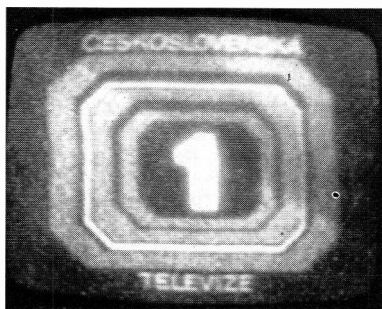


Fig. 5: Czechoslovakia.




Fig. 6: Spain.





Fig. 7: Spain.



Fig. 8: Germany.




Fig. 9.




Fig. 10: USSR.




Fig. 11: French Telecom satellite.



Fig. 12: Jalahandhar.



Fig. 13: Germany SSTV.




Fig. 14: USSR SSTV.



Fig. 15: Germany SSTV.

## Tropospheric

Between 1500 and 1700 on August 20, **P.R. Guruprasad** (Bophuthatswana, S. Africa), using a Sony colour set with built-in antenna, received 'snowy with intermittent colour' pictures from the United Arab Emirates Television Service, Abu Dhabi, plus a clear picture from U.A.E Radio and Television-Dubai on Ch. 33. Rana Roy received tropo signals, in Band III, from Lahore, on Ch. E5, between 2000 and 2235 on September 16 and 17 and Breakfast TV on days 18, 24 and 29 and October 1, 6 and 27 from Agra and Jalandhar **Fig. 12** on Ch. E9, Bhatinda (E12), Lahore and Kasauli on Ch. E6. Note the horizontal lines of co-channel interference on the signal from Jalandhar, **Fig. 12**, that Rana received at 0805 on October 27.

While DXing at Cairn O' Mounth on November 23, **George Garden** (Edinburgh) received pictures, on Ch. 59, from the Selkirk transmitter of Borders ITV. As George turned his horizontally polarised log periodic antenna around toward 90, CH.4 came up. In this position, he turned his antenna vertical and noted the same film as was being

shown by Borders ITV. "This was rather a surprise to me," said George who, in his usual way, checked the IBA transmitter tables and thinks that this strong signal was coming from either of Caldbeck's low-power, 2kW, satellite stations at Barskeoch Hill or Haltwhistle. The pressure was high at the time and the weather was 'cloudy and perishingly cold'. Once again George has shown the value of careful antenna adjustment to find weaker stations and he plans to check these findings again on his next expedition.

**John Woodcock** (Basingstoke) received pictures from France on Chs. L5, 6 and 7 during the afternoons of November 24 and 28. "Some of the pictures were quite good at times, on the 28th they lasted over an hour", said John. While tuning through Band III and the u.h.f. bands, Simon Hamer, found pictures from Belgium, France, Holland, Ireland and Spain on the 22nd and Germany (ARD1, DFF, HESSEN3, NDR3, RTL+, SAT1, West3 and ZDF), Poland (TVP1) and each Scandinavian country on the 23rd.

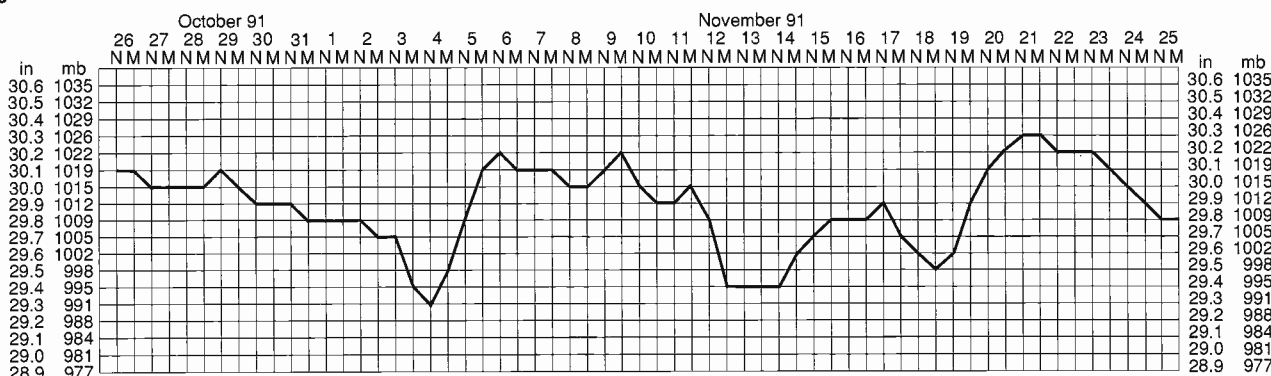
Bob Brooks received a very strong signals from Ireland's 'RTE' on Ch. H1

(207.25MHz) from the 24th to the 29th inclusive. November 30 was "a dull, hazy and mild day with the pressure rising past 30.1in (1019mb) and a massive high building over Europe," said **David Glenday** (Arbroath). At 1300 he heard a test-card tone on Ch. E27 and sound on Chs. E26 and 40 during the afternoon, "same programme - probably 'DR' [Denmark] TV2", David remarked. He also noted pictures and/or sound on Chs. E30 and 43, but, by early evening conditions were flat again.

## SSTV

During the month prior to December 2, **John Scott** (Glasgow) received slow scan television signals around 7.046MHz and between 14.233 and 14.227MHz. He copied 'CQ' captions on the latter band from stations in Germany **Fig. 13** and Sweden, saw a 'change-over' between stations in Finland and the USSR **Fig. 14**, an ident from Berlin and most likely an operators photograph, **Fig. 15**.

Fig. 16.



# dressler

COMMUNICATIONS LIMITED

YAESU  
ICOM  
KENWOOD  
STANDARD

191 Francis Road, Leyton, LONDON E10 6NQ  
Tel: 081-558 0854/556 1415 Fax: 081-558 1298  
Telex: 8953609 24-Hr Hotline ansaphone  
OPEN: MON-FRI 9AM-5.30PM OPEN: SAT-9.30AM-4.30PM

## DRESSLER ACTIVE ANTENNAS

### ARA60

ACTIVE ANTENNA  
50kHz - 60MHz  
WITH LIMITED  
PERFORMANCE  
UP TO 100MHz

Shortwave Active  
Antenna  
940mm High  
64mm Diameter  
Complete with  
cable + PSU &  
Interface

£163.00

### ARA 1500

50MHz - 1500MHz  
Frequency Gain  
50-1000 11.5dB  
100-1500 11.0dB

£163.00

'N' Connection

Now fully  
tuneable  
interface.  
Intercept  
point +  
21dBm  
Typical.

## ICOM IC-R1 £369.00



## PRICE BREAK THROUGH SHINWA SR001

Remote control full  
feature receiver  
**£299**

## AOR

AOR 3000A ..... £765.00  
AOR 2000 ..... £269.00  
AOR 2800 ..... £385.00

## JRC

NRD 5350 + ECSS + BWC +  
1KHz filter inc. ARA 60£1731.00  
NRD 535 only ..... £1095.00

## ALINCO DJXIE

DJXI ..... £269.00

NEW SCANNER

## SONY

ICF SW 7600 ..... £149.00  
ICF SW 77 ..... £349.00

## ICOM ICR710 £1120.00

SUPER SCANNER

## YAESU

FRG 8800 HF Receiver £649.00



FRG 9600 50-950MHZ . £520.00



## KENWOOD

R5000 ..... £875.00

R2000 ..... £599.00

LOWE 225 ..... £429.00

## ICOM

ICR 71 ..... £875.00

ICR 7000 ..... £1015.00

ICR 72 ..... £659.00

ICR 9000 ..... £4080.00

All accessories stocked  
YUPITERU MVT7000  
**£289**

COME AND VISIT OUR TOTALLY  
REFITTED LONDON SHOWROOM



Prices correct at time of going to press. Please  
phone for latest quote. Or contact your local  
agent any time on the following numbers:  
Terry (Biggleswade, Beds.) 0767 316 431.  
Stuart (Bromley, Kent) 081-313 9186.

## THE KITS WITH ALL THE BITS!

Guaranteed complete to the last nut!

### COMPACT 80m CW QRP Tx/Rx

DTR3 Kit - £87.50 P&P £3.00 Ready Built - £140.00

★ Stable VFO ★ Sidetone ★ Audio Filter

★ Requires 12/14 VDC ★ Very detailed

Instructions ★ Black steel case

★ Printed panel

40m & TOP BAND VERSIONS  
ALSO AVAILABLE

### ANTENNA TUNING UNITS

TU1 Kit - £41.25 Ready Built - £57.50

TU2 Kit - £51.00 Ready Built - £72.00

P&P £3.00

★ Large dia. coil ★ High grade capacitor ★ Built in balun ★ Circuits to match  
your antenna ★ Up to 30 Watts of CW ★ TU2 has sensitive QRP/SWR meter  
★ TU1 is ideal for SWL

### QRP SWR METER

★ Specially designed for QRP ★ HF 1-30MHz

★ Can be set down to 1/2 watt for FSD

★ Ideal for milliwatting ★ Low insertion loss 0.2dB

TU1 Kit - complete with case & meter £18.00 P&P £1.00

### CARLTON (Receiver)

#### 80-40-20m Dc Rx

★ Receives USB, LSB and CW ★ Very sensitive

and selective ★ Simple modular construction

★ 12-14 volt battery operated ★ Printed fascia

Kit complete with case - £69.50 P&P £3.00

### PSU 15 REGULATED

#### POWER SUPPLY

★ Ready built ★ Mains input ★ 13.8V @ 1.5A

output ★ Ideal for DTR3 & 'Carlton' ★ Fully



protected

Supplied ready built - £52.00 P&P £4.00

Send SAE for brochure or call Alan G4DWW on 0602 382509

## LAKE ELECTRONICS

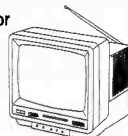
7 Middleton Close, Nuthall, Nottingham NG16 1BX  
(callers by appointment only)



## AERIAL TECHNIQUES

### SPECIAL PRODUCTS FOR TV-DXING

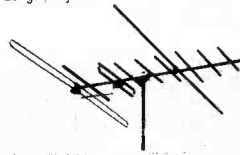
New 10" Screen Multi-System  
B & W TV  
and Monitor



Full VHF/UHF coverage for system B/G/I/L  
for Europe, UK & France. 4-way power  
source, Mains, 12v DC, Dry batteries, also  
chargeable power source with rechargeable  
batteries. Full Video & Audio inputs via  
phono sockets. Unique charger circuit within  
the TV for re-chargeable batteries.  
£149.50 inclusive of Vat.  
Carriage & Insurance £6.50

NEW Compact Combined B1/3  
Array for TV-DXing.

Total Length only 4ft 10in



Complete with folded dipoles for both Band  
1 and Band3 for optimum performance.  
Covers Band 1 (47-70MHz) at 3.5dB gain.  
Band 3 (175-230MHz) at 8dB gain.  
£44.50 inclusive of Vat.  
Carriage and insurance £6.50.  
VHF to UHF Upconverter, Model 3638



Vertical load carrying 45kg takes 2" main  
mast, 1 1/2" stub mast. £44.95 inclusive of  
Vat. Additional Alignment bearing £18.60  
inclusive of Vat. P&P on Rotor £4.50.



Converts input band of 40-230MHz to  
equivalent bandwidth at UHF, ideal for TV-  
DXing with a domestic TV. £49.95 inclusive of  
Vat, post & packing

Aerial Techniques, the company that knows the TV-DXing hobby. We stock a large range  
of equipment for all types of aerial installation, all detailed in our 29 page Catalogue at  
75p, why not send for your copy today. We also have available Multi-standard TV's and  
Video recorders for all systems, PAL, SECAM & NTSC. Most makes of Satellite equipment  
carried together with decoders for Canal Plus, RAI UNO, RAI DUE, also SECAM to Pal  
Transcoders (SAE details).

Special Offer! Orion multi standard PAL/SECAM HQ video recorder with LCD infra-red  
remote control, covers VHF/UHF PAL System I; PAL System B/G; PAL D/K; SECAM System  
B/G; SECAM system D/K..... £299 inclusive of VAT and delivery



ACCESS, VISA & AMERICAN EXPRESS  
Mail & Telephone orders welcome (24hr service)



11, KENT ROAD, PARKSTONE, POOLE, DORSET BH12 2EH  
Tel: 0202 738232 Fax: 0202 716951



# airband

Godfrey Manning G4GLM  
c/o The Godfrey Manning Aircraft Museum,  
63 The Drive, Edgware, Middlesex HA8 8PS

**T**he purpose of this column, as I like to remind everyone from time to time, is to fill in the technical background to flying to enable the aviation enthusiast to find deeper enjoyment from their interest. I know that readers include pilots and among those, some professional ones; other readers also have diverse jobs in aviation. So here we have a column that is in the fortunate position of being a meeting place between aviation enthusiasts of all types, with interest and enjoyment being the common link.

Having said that, pilots should keep a watchful eye on any developments that affect them and, given the typical lead time required to produce a magazine article, NOTAMs must be regarded as the primary source of information. This column discusses public domain information at a more leisurely pace, but sometimes in greater depth.

For the benefit of pilot readers, and so that others may understand how the system works, it is timely to consider a safety topic that came to light in a recent reportable accident. Over much of the country military low flying training takes place between 0700-2300 on weekdays not below 250ft (from the nearest object or the surface) and not faster than 450kt. The low flying part is less than 1000ft above the surface and the speed involved is clearly several times faster than typical light aircraft. When taking off and landing at a licensed aerodrome, light aircraft are protected by the ATZ (although there have been conflicts between low flying military aircraft and light aircraft that were climbing out of farm strips). The danger starts when light aircraft descend below 1000ft outside the ATZ for activities such as photography (as in the recent accident) or crop spraying. If you intend doing this, let the military know by calling Freephone 2230 and asking for the London Military Low-Flying Controller in the Tactical Booking Cell at LATCC.

## Pleasure Flight

For the 'Airband' Pleasure Flight to take place (as mentioned in December), I need to know that there will be a sufficient number of interested participants. The expected format is roughly as follows. The plan is for a daylight flight during this summer or early autumn, duration around an hour (block time) at a weekend. The flight will arrive back at the airport of departure which will be in the south-east or the Midlands. Guess who'll be providing a detailed technical commentary (complete with radio frequencies and procedures) direct from the cockpit. If we're lucky, costs might be contained below £40 per head but, as stated, this all depends on receiving money in advance from enough people.

What aircraft type will be chosen?

**Brian Taylor** (Woking) hoped it would be the Ju-52 but I doubt that this would be possible. Most likely, a twin-engined turboprop (such as the Fokker F.27/50 or Shorts SD.330/360) would represent a good compromise between performance and cost, being able to cover a sufficiently interesting area and being able to attain the height to enter airways. These particular types also have the advantage of high wings, enabling an unimpeded view of the ground.

If there is insufficient interest after the publication of this issue then the plan will lapse due to poor response. Are you interested?


## You Write

As a teenage Air Training Corps member **Chris Haigh RS92164** (52 Penistone Road, New Mill, Huddersfield, W. Yorkshire HD7 7BT) experienced his first flight in an Avro Anson in the 1950s. His first commercial sortie came in a Viscount from Manchester to Heathrow in 1962.

I'm unable to sort out your request for frequency information, Chris. You ask if 137.4MHz could be a civilian air traffic control centre but it's outside the airband so I doubt it. Also, 13.354MHz is listed as Pacific and not New York in my information. Chris also offers a useful one-page A4 list of h.f. propagation predictions if any reader would care to send a pre-paid reply envelope direct to him. Thanks for the kind offer.

## Follow-Ups

Last month I tied up the information that many of you had submitted on the Russian Knights display team. **Peter Cardwell** (2 Hayfield Place, Frechville, Sheffield, S. Yorkshire S12 4XH) is obviously keen on this team and sent some neatly produced computer-generated pictures of an Su-27 Fulcrum as flown by the Knights. Now, can anyone provide (sell?) Peter with a genuine Russian Knights cloth badge



Mike Richards took this photo at Bournemouth International Air Show 1991.

Tornado GR1 with ALARM anti radar missiles.  
(RAF Crown copyright).



(as intended to adorn flying suits)? These were available but are now scarce due to their obvious collectable value. Please write direct to Peter if you can help.

December's mention of Shoreham, home of the Popular Flying Association, brought back memories for **Denis Boshier** (Gwynedd) who had his first flight from there. That this was in an Avro 504K, was won in a raffle at the local cinema, and that cinema tickets cost 4d at that time, will unfortunately give away Denis' age!

## Propagation and Modulation

Despite his claim to be one of the older readers, **Des Reed** (Malton) sounds young at heart. His cycling activities even took him on a visit to the Yorkshire Gliding Club at Sutton Bank. Des raises some interesting technicalities from a general radio point of view.

First, what can make v.h.f. signals propagate over unusually great ranges at certain times? Is it fog? Well, the fog could be a pointer to enhanced propagation but isn't the cause of it. Sometimes fog forms when the air close to the ground is cooler than air slightly higher up - this condition is known as a temperature inversion. The two air layers have a different refractive index, and bend any radio waves that try to pass across the boundary between them. This causes the waves to be bent back towards the ground so they can be received again - instead of just heading off into space at a tangent to the earth's surface.

What's with all this refractive index? This complicated physics is enough to put you off reading 'Airband'!

An everyday example is the appearance of a twig sticking out of clear water at an angle. It gives the illusion of being bent where it surfaces. The light waves change speed when they hit the water, and the resulting distortion of the image gives rise to the illusion. Likewise, the path taken by radio waves at an inversion gets distorted - bent - when the waves hit the warmer air and consequently change speed slightly. Remember, the speed of light (physical constant) that you learn in school only applies in a vacuum. The speed in air, water, or solids (like glass) is slightly different in each case. Radio waves and light both travel at the same speed in a vacuum, hence the comparison. They are also subject to similar behaviour, since both are examples of electromagnetic radiation but on different frequencies.

In summary: certain weather conditions can alter the path taken by v.h.f. radio waves and thereby enable the transmission to be received over unusually great distances. Sometimes, the weather conditions that cause this are also conducive to fog formation.

Now to Des' next point, "s.s.b. is a.m., isn't it?" Yes. No. Actually, it's not that simple. The presence of a plain radio wave can be detected but, other than that, conveys no useful information. The next stage is to turn the signal on and off according to some pre-agreed cipher. It's like at a seance: "Knock once for no, twice for yes." Apparently, this is necessary as ghosts can't speak. Even better, a more complex code could convey even more information; this is not original, Samuel Morse has already thought of it.

But we still aren't conveying speech - just a code consisting of turning a plain radio wave on and off at the right time. To add audible sound requires a little more effort. Amplitude modulation takes a radio wave and changes its strength in sympathy with the audible tones. Let's consider a 1MHz radio signal conveying just a 1kHz tone: the tone will have gone through one cycle in the same time as the radio wave emits 1000 cycles. In fact the tone is used to vary the strength of those 1000 cycles of radio wave; each adjacent cycle is a little stronger or weaker than the one before, and when they're all strung together the information conveyed by this variation actually represents one cycle of the audible tone. Complex audio - like speech - works in the same way but the variations in amplitude between

Alan Gardener  
PO Box 1000, Eastleigh, Hants SO5 5HB.


**T**he subject of scanning and crime is almost becoming a regular feature in this column, my thanks to all the readers who have written in with suggestions, comments and newspaper cuttings all of which were gratefully received. The most amusing one must be a report which appeared in one of the national newspapers regarding an incident which occurred in Holland. It would seem that the Dutch police arrested 150 people who arrived at a specific location after hearing reports of a u.f.o. landing being passed over police radio channels. It is not clear if this was as a result of a hoax call, or had been deliberately set up but it still had the same end result, so don't believe everything you hear.

Judging by the various trade magazine and local newspaper articles stories you have sent, it would seem that the Home Office has now decided to introduce scrambled radio systems on a national basis over the next three years. As I anticipated, the more specialised departments will be issued with digitally encrypted equipment such as Racal Cougarnet, 10 channel v.h.f. radios which are similar to those already used by the military. All other departments are likely to use less sophisticated analogue scrambling, using some form of 'rolling code'. The most likely option being considered at the moment seems to be the replacement of external speaker-microphones with new units incorporating scrambling circuits. By doing this the cost of implementation can be kept to a minimum whilst existing equipment only has to be modified as and when required. Alongside this development it is likely that the Metropolitan Police will change over to a u.h.f. personal radio system during the next few years, in line with the majority of other forces. Some form of trunked system may also be employed in order to make the most efficient use of the limited number of radio channels available for such a scheme.

Although some readers may be surprised, I must say that I am relieved that this course of action has been adopted instead of the rather unrealistic alternative of trying to ban the sale and use of scanners. Once all the Police forces have become encrypted and the present analogue cellular telephone system is slowly replaced by the digital GSM system, we may see fewer of the 'man caught listening with scanner' headlines that seem to be appearing with increasing regularity. Perhaps it will also mean an end to the 'logging' of scanning receiver sales by certain retail outlets. I wonder how many stores actually comply with this anyway?

## Blind Operation

Regular reader **Bill Wilson** of Aberdeen sent me a long letter packed with



useful information. The first part will I hope be of use to Mr D Trusler who I mentioned in the October '91' column. Mr Trusler, who is blind, was wondering which scanners would be the most suitable for use by people with impaired vision. Bill has a friend who is blind and suggests that the most convenient models are the Realistic PRO30, 32, 37 series. Once these are programmed by a sighted person the keyboard can be locked leaving just the 'Scan', 'Manual', 'Volume' and 'Squelch' controls operable.

The main problem with nearly all digital radios is the display, as this is often used to provide information whilst operating the set. This is less of a problem with older models as each button on the keyboard usually has only one function, as opposed to many of the current models which combine second, and sometimes even third functions on one key.

One other scanner which may be worth considering is the Icom IC-R7000 - although this is quite expensive I consider that it would permit a blind operator control of all the main functions. The digital speech option overcomes the problem of the frequency display and as the majority of controls perform only a single function and are well spaced out it makes them suitable for tagging with Braille markers. I was able to program my R7000 to Search, Scan, determine the contents of memory channels and manually tune

across frequencies with my eyes closed, simply by knowing the position of the various controls and making use of the speech synthesizer. The price may seem more attractive if you purchase one of the models modified to give hf coverage, as you would also have the advantage of short wave reception at little extra cost. The modified receiver operates in the same way as the standard model so you wouldn't have to learn how to use a new set of controls once you had mastered the basics. I would be interested to know which model you finally decide upon.

## Simple Portable Antenna


Bill also included details of a simple portable antenna based on a unit he obtained at an Amateur radio convention. This was a brand new, surplus stock, 'Rabbit's Ear' antenna which had been originally designed for use with a domestic receiver. The unit consisted of two telescopic elements which were mounted on a plastics base so that they could swivel at almost any angle. This makes it ideal for use with a scanner as a vertically mounted dipole, each telescopic element being extended until it is a quarter wavelength long at the frequency of interest. The only modification Bill had to make to the unit was to replace the existing 300Ω ribbon cable with 50Ω coaxial cable. Some units may also contain a built in matching transformer, this

should be removed and the braid of the coaxial cable connected directly to one of the elements and the inner to the other.

Bill goes on to say that if you can't track down one of the units he used you can make your own by mounting a couple of 'replacement' telescopic elements on a small plastics box. Most electronic component retailers sell suitable items but you should choose the type of telescopic element to suit the frequency range you are most interested in. For example if you wish to monitor the low vhf bands then it is important to obtain the longest possible element. If on the other hand you are more interested in the uhf bands then it is important to choose elements which can telescope down to as short a length as possible. To estimate the resonant frequency of a telescopic element in MHz, divide seventy five by the length in metres. For example if the element is 980mm long, 75 divided by 0.98 equals 76.5MHz. On the other hand when the element is telescoped down it may only be 275mm long, so 75 divided by 0.275 equals 272.7MHz. The longer the element is the lower the resonant frequency and the shorter it is the higher the frequency. By now you may have realised that the best choice is a long element made up from as many short telescopic sections as possible in order to give the greatest frequency range.

He also suggests that you could convert such an antenna into an active device by building a small pre-amplifier into the plastics box forming the base. However care should be taken if you intend to use such a unit with any of the current generation of wide frequency coverage handheld scanners, as this will almost certainly result in overloading on strong signals.

My thanks to Bill for passing on this information which I am sure many of you will use as the basis for further experimentation. I know from the letters I receive that many readers have been surprised at the difference to reception even a simple external antenna makes so why not give this one a try.



Continued over



## Portable Scanning

Bill's letter reminded me of the small 'kit' of scanning accessories I carry around with me in my car. I first had the idea when I was working away from home for a few weeks. Scanner reception in my hotel room was not very good, so I decided to try and improve things by connecting an external antenna. The easiest option seemed to be resting an antenna against the window. This made a big improvement but the antenna seemed to develop a regular habit of falling over and the scanner's internal batteries always seemed to go flat just a few seconds after first switching on. I then hit upon the idea of using a small attache case to carry all the useful accessories around with me. I found a suitably sized (and priced) case whilst looking around a branch of 'Rymans' office supplies. The next step was to cut down a sheet of aluminium so that it would fit inside the case lid. This forms a ground plane for the portable antenna which attaches to a mount fixed through the centre of the lid. I connected a few metres of coaxial cable to the mount on the inside of the case, which also provides storage for the antenna and spare car gutter mount, cigar lighter plug, d.c. and r.f. leads and adaptors, small 12V - mains power supply, pre-amplifier, earphones, note pad, pen, spare batteries and torch. The last two

items being particularly important if the mains fails.

One additional item which I find to be of great use is a small 'pocket memo' type tape recorder. These are now becoming very cheap and provide a means of quickly 'noting down' information such as frequencies and call signs whilst mobile. The more sophisticated models have dual tape speeds and voice operated recording or 'vox' which allows you to automatically record activity on your scanner without wasting tape. Although I have listed the items which I carry around you may well be able to think of other accessories which would come in handy - why not drop me a line and share your idea.

## Emergency Callout

Danny Ferris writes from Cumbria asking me about the pagers used by Lifeboat crews. His brother is a crew member and Danny was wondering what frequency the pager was likely to use. After some research I have found that it would seem that the both the RNLI and Coastguard use a variety of different paging systems depending on local requirements. For example where paging is only likely to be used locally or within a well defined area such as in a small town for crew callouts, the paging signal may sent as a series of sequential tones and voice

on v.h.f. marine channel 00 (156.00MHz). This is used exclusively by the RNLI and Coastguard and has the advantage of being able to be directly monitored on a marine radio. However if paging is required over a larger area it is normal to use the BT national paging system. This operates in the band 153-153.5MHz and uses entirely digital codes to activate individual pagers and send textual information which can be displayed on the pager if it is equipped with a l.c.d. screen. As far as I am aware no voice paging is used in this band making it rather uninteresting to monitor.

## Digital Communications

Radiopaging was perhaps one of the first commercial uses of digital radio transmission. I suspect that one of the major changes we will see during 1992 is the shift away from voice traffic to digitally transmitted textual information. One new service utilising modern digital transmission techniques is called 'COGNETO'. Users of the system can send and receive typed messages by means of what looks like a cross between an electronic personal organiser and a display pager. The unit is self contained, unlike other rival systems which usually need to be connected to a cellular phone and modem. The system is currently being targeted at professional people such as sales

staff, who mainly work away from their office. Advertisements describe it as being the equivalent of a mobile electronic mail terminal. The main advantage is that the portable units can receive and send information to and from each other as well as the head office, even if the user has left the terminal unattended.

The new system uses frequencies in the lower sub-band of the old TV Band III allocation, which is now becoming increasingly full of various digital data signals and trunked base stations. This seems to be fairly typical of the way most commercial Private Mobile Radio systems are now operating. Many companies who previously operated their own base stations are now changing over to new systems which are operated and maintained by the equipment suppliers. The economics make it more attractive to do this, and as the channels are shared between users, it also permits much more effective use of the limited radio spectrum.

I believe that we will see greater expansion of digital data rather than analog voice transmissions during the next few years. It will may be that future scanning enthusiasts will place more emphasis on monitoring signals with home computers rather than actually listening - So watch this space!

**Until next month - Good Listening.**

## Airband

52 ➔

adjacent radio wave cycles follow a far more complicated pattern.

Now to the clever part. When the 1MHz transmission, modulated by a 1kHz pure tone, is picked up on a radio set, the resulting signal gives the impression of consisting of three discernible parts. The 1MHz wave is there all right. But, 1kHz higher in frequency, at 1.001MHz to be precise, is another weaker signal. And 1kHz below the main 1MHz carrier, at 0.999MHz, lies another such weak signal. When speech is transmitted, a whole range of such frequency mixtures appears just above and just below the central 1MHz signal but the spread to each side isn't very great - perhaps a few kHz at the most.

Where's the useful information? In the weak parts to each side of the central 1MHz carrier! And what's more, the information is in duplicate - one part above and another below the carrier. That's a.m. Now if we just transmit one of these spread-out information components and forget

about the other duplicated part and the carrier, we are actually transmitting all the useful speech information but with no waste! The speech part is called a sideband and, because a.m. has both sidebands present, s.s.b. is indeed a close relative of old-fashioned inefficient a.m.

In practice, though, you need a receiver specifically capable of resolving s.s.b. On an ordinary a.m. receiver the s.s.b. sounds like someone talking with a mouthful of rags whilst being half-strangled. The specialist s.s.b. receiver actually makes its own carrier wave (which remains inside the set, it's not transmitted) which it adds to the incoming s.s.b. in order to produce an intelligible product. With careful tuning even a simple b.f.o. as used to receive Morse can make s.s.b. intelligible again, but there are more sophisticated ways too.

In summary: s.s.b. is a development of a.m. but, to make sense of it, you need a receiver specially designed for the job.

## Frequency and Operational News

GASIL 11/91 from the CAA introduces Beverley (Linley Hill), a new, licensed, aerodrome with air/ground on 123.5MHz as "Linley Radio." At Blackpool, 135.95 has been replaced by 118.4 and at Norwich 118.9 by 124.25MHz.

The next three deadlines (for topical information) are February 7, March 6 & April 10. All correspondence to 'Airband,' c/o The Godfrey Manning Aircraft Museum, 63 The Drive, Edgware, Middlesex HA8 8PS.

## Abbreviations

a.m.	amplitude modulation
ATZ	Aerodrome Traffic Zone
b.f.o.	beat frequency oscillator
CAA	Civil Aviation Authority
ft	feet
GASIL	General Aviation Safety Information Leaflet
h.f.	high frequency
kHz	kilohertz
kt	knots
MHz	megahertz
NOTAM	NOTice to AirMen
s.s.b.	single sideband
Su	Sukhoi
v.h.f.	very high frequency

Lawrence Harris  
5 Burnham Park Road, Peverell, Plymouth, Devon PL3 5QB

**T**he dark days from November to January result in the visible pictures from NOAA 11 that are received during the afternoon, having very low contrast. As the satellite travels northwards, the visible picture gets darker and then changes over to the infra-red format. This can be heard by listening to the change in the signal, even without seeing the picture. By the time that NOAA 9 passes the UK a couple of hours later, the visible picture is blank (dark). In case anyone wonders why this visible picture doesn't seem to change over to infra-red, it is worth remembering that the craft is not operating as a normal WXSAT but has been officially designated as 'experimental'. A check on NOAA 9 transmissions during the early morning shows that it does switch to infra-red at this time.

## NOAA Infra-red

These NOAA WXSATS have five channels operating in different parts of the spectrum. Channel 1 senses visible light, channel 2 is also in the visible but nearer the i.r. end. Channels 3, 4 and 5 all operate in different sections of the i.r. and all five channels can resolve detail down to 1.1km. The VHF transmissions that we are receiving at 137.50 and 137.62MHz, although originating from the high resolution radiometers, have been degraded to allow their transmission at these relatively low frequencies. The original data is of course also transmitted but at about 1700MHz. So in sunlight the NOAAs normally transmit the visible channel, followed (after the usual synchronisation signals) by channel B, which can be selected from any of the remaining four. During the night-time part of their orbits, two i.r. channels will be transmitted.

## The METEORS

A study of METEOR 2 satellite orbits shows that they slip forwards about 20 minutes per day. Their orbital planes are always changing and so as METEOR 2-20 approached the morning terminator during mid-November, predictably it was commanded off and METEOR 2-19 came back on to replace it. That has been travelling north-bound during the day and so a close look at the transmitted picture shows how the aperture indicator was opening wider every few seconds.

Finally when it has been fully open for a few seconds, the satellite switches off automatically as the dark north polar regions are approached. Conversely, METEOR 3-4 has been travelling southbound during the day in autumn and as soon as its visible transmissions start, the aperture indicator is at maximum and can be seen to gradually close as the ground illumination improves. The difference is

of course that METEOR 3-4 also transmits an infra-red picture while it comes over the dark pole and so the switch-over can be watched (or heard) continuously.

Earlier in November METEOR 3-5 was operating normally, but as readers such as **Peter de Jong** of Leiden in Holland have commented, its picture quality deteriorated and the only question was at which point would the Russians switch satellites. METEOR 3-4 came on on November 25 showing a good quality visible picture, and while monitoring this at 1217UTC, up came METEOR 3-5 still operating (and on the same frequency) and so the pictures merged! METEOR 3-5 was switched off the next day.

## FENGYUN?

**Brian Dudman** of Harrow is one of a number of readers reporting occasional signals (if not interference) on 137.80MHz. He comments that they sound like the NOAAs, which of course is exactly what the Chinese FENGYUN 1-2 satellite should sound like. I haven't yet heard a convincing signal myself but his report is most interesting.

## OKEAN 3

No-one seems to have heard this Russian oceanographic satellite recently, which occasionally transmits short picture sequences on 137.40MHz. The winter months will almost certainly bring some radar images because the satellite carries radar and other scanners on-board to help with navigation for the ships near icebergs. The most likely times occur when OKEAN is passing over Norway and Sweden.

## METEOSAT 2

On December 2 I had another search for signs of the expected Russian GOMS geostationary satellite and did

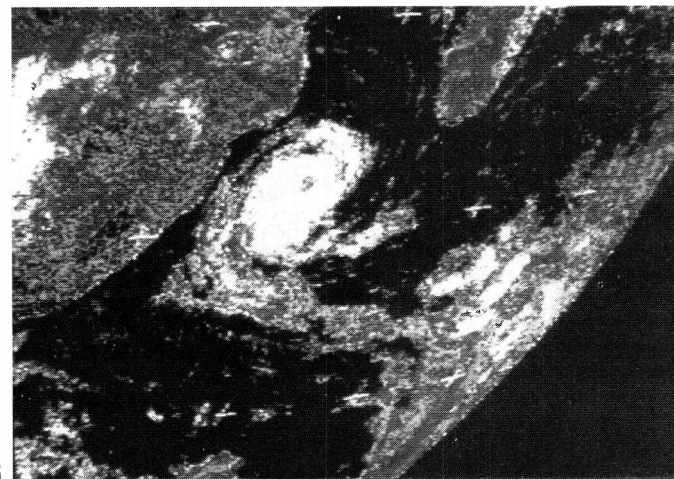


Fig. 2: METEOSAT showing cyclone near S Africa from Peter Cotton

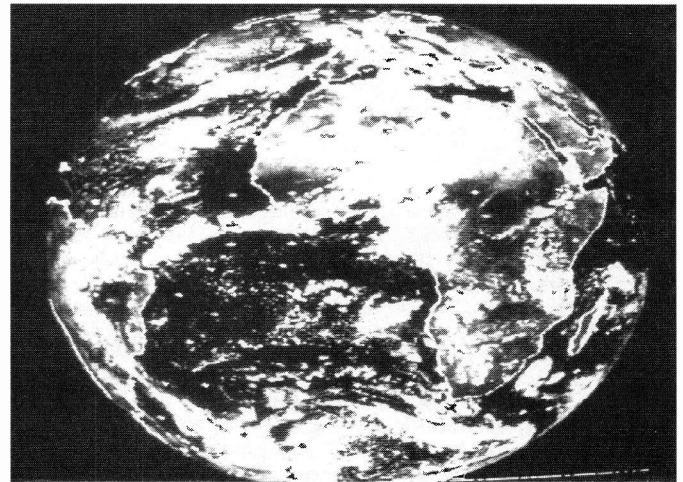


Fig. 1: METEOSAT whole disk format from Peter Cotton

find an unexpected tone just a few degrees west of METEOSAT 4. However, my suspicions that it was something else were confirmed by an administration message broadcast by METEOSAT 3 stating that METEOSAT 2 was being operated on December 2 for one last scan. Unfortunately I saw that message too late and so I missed the scan! Did anyone catch it?

## METEOSAT 3

I have been monitoring this satellite every few days to see whether any tropical storms were visible. Its signal is very strong but it follows the American habit (e.g., GOES 2) of switching off on most occasions when there is no scheduled transmission. This means that locating it can be difficult without a broadcast schedule. I gave the address for obtaining this in last month's column, but for quick results remember that there is almost always a transmission sequence during the last 15 minutes of each hour.

## METEOSAT 4

All seemed to be OK with this geostationary satellite, but a letter from **Peter de Jong** (mentioned previously) points out that there are steadily worsening corruptions of the pictures.

I have noticed occasional degradation and Peter sent some pictures to illustrate the problems.

## GOES 2

I have run my tracking program (InstantTrack) with the latest GOES Kepler elements and the following may help those who wish to pick up the transmissions. GOES 2 does not broadcast from a fixed position - it moves through several degrees each 24 hours. The period from 0430UTC until 1430UTC sees the satellite above 15° elevation, reaching a maximum of about 20° around 1100UTC. At other times it is much lower, reaching only 5° at about 2100UTC. When searching for it, its azimuth is several degrees south of west.

## Beginners

A number of readers have requested information on taking the first steps to set up a station to receive weather satellite pictures. **M G Mee** of South Shields asks about obtaining information on Kepler elements, the radio frequencies used, and generally what the satellites do. **Piotr Herko** (my apologies if I have misspelled your name) writes from Poland asking for help to locate information on receiving RTTY, packet radio and satellite telemetry. He has a PC-XT computer and would like to contact other hobbyists. His address is: 05-090 Raszyn, Mlynska 73, Poland. Piotr is looking for software for his XT, sources of Kepler elements and frequencies. The latter two are regular features in this column.

Let's have a look at the satellites themselves and the equipment that they carry, their orbits, transmissions and the various types of equipment that can be used to receive and decode this picture data. Associated equipment such as satellite tracking programs and, of course, sources of each product and the choices available - all will be covered during the next few months. In order to bring my own records as up-to-date as possible I have written to several suppliers during recent months. Three well-known names have not responded at all!




# SWM SUBSCRIBERS' CLUB

If you have a subscription then you will know all about the *Short Wave Magazine* Subscribers' Club. If you don't then read on. Membership is free and automatic for all subscribers to this magazine and is our way of saying thank you to all those who have had faith to pay for it 'up front'. Each month there are Special Offers and occasional competitions with some really useful prizes to be won.

***This month SWM Subscribers' Club Members have the chance to buy a copy of the updated VHF/UHF Airband Frequency Guide by Bill Laver.***

*Airband enthusiasts cannot afford to be without this essential reference guide. Now enlarged and updated, the Fourth Edition has more pictures in its 124 pages. A new chapter covers Air Traffic Control and there is a section dealing with the different types of air space. A lot more of the smaller airfields and grass strips are listed together with their precise location. Entries are dealt with by geographical location in alphabetical order and also by frequency and the section covering company frequencies has also been expanded.*



***As a member of the SWM Subscribers' Club, you can buy your copy of VHF/UHF Airband Frequency Guide for £6.50 inc. P&P, (normal price £6.95 plus £1.00 P&P).***

**The closing date for this offer is 28 February 1992**

***Be sure of your copy every month and qualify for the Subscribers' Club as well. Special offers and discounts normally available to all members, including those abroad.***

If you do not want to deface your *SWM* a photocopy of this coupon will be accepted.

Please indicate the type of subscription required:

**SHORT WAVE MAGAZINE 1 YEAR**

- £21.00 (UK)
- £23.00 (Europe)
- £25.00 (Rest of World)

**PRACTICAL WIRELESS 1 YEAR**

- £19.00(UK)
- £21.00 (Europe)
- £22.00(Rest of World)

**SPECIAL JOINT SUBSCRIPTION 1 YEAR ONLY**

- £34.00 (UK)
- £37.00 (Europe)
- £39.00 (Rest of World)

Prices current at January 1992

Subscription to commence with issue dated.....

**Please send me a copy of VHF/UHF Airband Frequency Guide 4th Edition at the special SWM Subscribers' Club price of £6.50 inc. P&P.**

To: PW Publishing Ltd., FREEPOST, Subscriptions Dept., Enefco House, The Quay, Poole, Dorset BH15 1PP

Name.....

Address.....

.....

I enclose cheque/PO (Payable to PW Publishing Ltd) £.....

Charge to my Access/Visa Card the amount of £.....

Card No.

Valid from ..... to .....

Signature.....

**Credit Card Orders can be taken on (0202) 665524.**

# IF YOU ARE THINKING OF BUYING MAKE SURE YOU RING US


Part Exchange Welcome...Part Exchange Welcome...Part Exchange Welcome...Part Exchange Welcome

## SANGEAN ATS 803A

(Direct Key-in World Receiver with Quartz Alarm Clock Timer)

### SPECIFICATIONS & FEATURES

★ 150-29.999 continuous tuning with no gaps. Phase locked loop-double conversion Superheterodyne  
★ Full Shortwave/AM/SSB 150-29999kHz No Gaps! + FM 87.5 - 108 Mono/Stereo ★ Five Tuning Functions: Direct Press Button Frequency Input Auto Scanning, Manual Scanning Memory Recall and Manual Tuning Knob ★ Built-in Clock and Alarm. Radio turns on automatically at preset time and frequency. ★ Large digital frequency display. ★ Fourteen Memories - Nine memory channels for your favourite station frequencies. Last setting of mode and waveband stored in 5 memories. ★ Direct press-



button Access to all 12 Shortwave broadcast bands. ★ Two power sources - battery or AC mains adaptor. ★ General coverage of all a.m. bands in L/W/MW/SW (Dedicated Broadcast Band Coverage on all versions) Plus of course the f.m. band for quality sound broadcasts in headphone stereo. ★ SLEEP Function turns the radio on or off after an adjustable time of 10-90 minutes. ★ Separate BASS and TREBLE controls for maximum listening pleasure. ★ External antenna jack for better reception. ★ Adjustable r.f. GAIN control to prevent overloading when listening close to other strong stations or if there is interference. ★ New improved wide/narrow filter (6/2.7kHz) ★ b.f.o. control (Beat Frequency Oscillator) enables reception of SSB/USB/LSB (single side band) and c.w. (Morse Code) transmissions. ★ Illuminated display to facilitate night-time use. ★ Designed for both portable and Desk Top use. ★ Five dot LED Signal Strength Indicator.  
DIMENSIONS: 29.2cm x 16.0cm (11.5in x 6.3in x 2.36in)  
OUTPUT: 1200mW (10% THD) WEIGHT: 1.7kg (3.75lbs) Without batteries. Wide/Narrow Filter Switch.

**£109.95 + £5 check, test and P&P.**

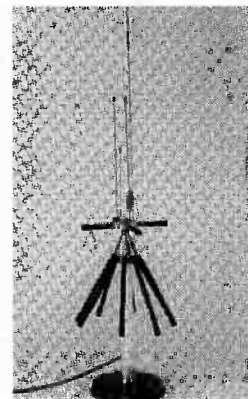
Short Wave ATU will improve your shortwave antenna ..... **£39.95 + £3.00 P&P**  
Short Wave Long Wire complete ..... **£10.95 + £3.00 P&P**

OR

ATU and Long Wire Normal Price ..... £50.90  
Package price: ..... **£48.00 + £4.50 P&P**  
**AR300 XL** Aerial Rotator and control. Max Load: 100lb **£39.95 + £2.95**  
**AR201** Rotator Support Bearings provide additional support for long aerials. .... **£15.00 + £1.50 P&P.**

**Trade enquiries welcome.  
Contact Stuart or Graham**

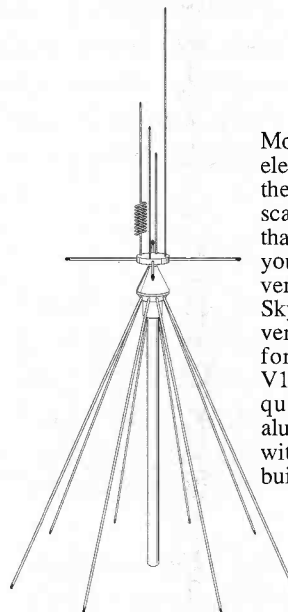
## SKY SCAN Desk Top Antenna Model Desk 1300



Built and designed for use with scanners. Coverage: 25 to 1300MHz  
Total height - 36ins - 9ins at widest point. Comes complete with 4 metres of RG58 coax cable and BNC connector fitted. Ideal indoor - high performance antenna and can also be used as a car antenna when your car is static. **REMEMBER YOUR SCANNER IS ONLY AS GOOD AS YOUR ANTENNA SYSTEM!**

**£49.00 + £3.00 p&p.**

## SKY SCAN V1300 Antenna



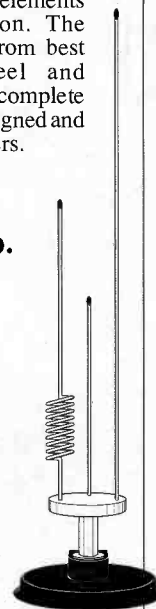
Most discons only have horizontal elements and this is the reason that they are not ideal for use with a scanner. Most of the transmissions that you are likely to receive on your scanner are transmitted from vertically mounted antennas. The Sky Scan V1300 discone has both vertical and horizontal elements for maximum reception. The V1300 is constructed from best quality stainless steel and aluminium and comes complete with mounting pole. Designed and built for use with scanners.

**£49.95  
+ £3.00 p&p.**

## SKY SCAN MAGMOUNT Mk II

For improved performance, wide band reception, 25 to 1300MHz. Comes complete with protective rubber base, 4m RG.58 coax cable and BNC connector.  
Built and designed for use with scanners.

**£24.95  
+ £3.00 p&p.**



# S.R.P. TRADING



# BUYING A NEW SCANNER...


## FIRST FOR THE BEST DEAL

Part Exchange Welcome...Part Exchange Welcome...Part Exchange Welcome...Part Exchange Welcome

### NOW MAIN DISTRIBUTORS FOR GRUNDIG SW RECEIVERS. ALINCO DJ-X1-RING NOW FOR A GREAT DEAL

- GRUNDIG YACHT BOY 220 ..... £59.99
- GRUNDIG YACHT BOY 230 ..... £79.99
- GRUNDIG COSMOPOLIT ..... £99.99
- SANGEAN ATS 800 ..... £59.99

## AR1500



The AR1500 is a hand held wide band receiver featuring SSB as standard, many said it couldn't be done! Coverage is from 500kHz to 1300MHz with no gaps. Channel steps are programmable in multiples of 5kHz and 12.5kHz. Modes available are NFM, WFM, AM and SSB (USB, LSB and CW with the BFO switched on). Many features have been carried across from the popular and reliable AR2000 receiver but fitted into an even smaller cabinet, the AR1500 truly has to be seen to be believed. There are 1000 memory channels and the usual AOR collection of search, lockout, priority etc. Power is from an internally fitted NiCad pack or from an external 12V D.C. source, all accessories are provided to enable you to switch on and start listening. All this from a small cabinet of approximately 170mm (H), 55mm (W), 45mm (D) including projections except aerial. The weight is a mere 345g with NiCads fitted.

HURRY ... LIMITED STOCKS AVAILABLE.  
PROBABLY THE LAST IN THE COUNTRY!



## SATELLIT 650 ..... £499

The famous stalwart of the Grundig shortwave range, the Satellit 650 professional radio, is now discontinued. As a replacement is not envisaged, buy one now while stocks are still available.

- ▶ 4 Wavebands FM, MW, LW, SW
- ▶ SW coverage (1.6 to 30MHz)
- ▶ Station memory store of up to 60 stations
- ▶ Microprocessor controlled PLL frequency synthesizer for all wavebands
- ▶ 30 Watts peak power (on mains)
- ▶ Finish: Grey



## SATELLIT 500 ..... £299

- ▶ 4 Wavebands FM, MW, LW, SW (coverage 1.6 to 30MHz)
- ▶ Station memory store of up to 42 stations
- ▶ Built-in 24 hour clock timer
- ▶ Illuminated multifunction display for alphanumeric digits
- ▶ FM stereo operation via additional external speaker
- ▶ Finish: Grey



## THE NEW DRAKE R8E COMMUNICATIONS RECEIVER ..... £965

Frequency coverage 100KHz to 30MHz. With convertor 35MHz to 55MHz (optional extra) 108MHz to 174MHz

- ▶ Multi mode reception - AM, FM, RTTY, CW, USB, LSB
- ▶ Five built-in filter bandwidths
- ▶ Multiple scan functions
- ▶ RS232C remote control
- ▶ Built-in noise blanker
- ▶ Selectable AGC
- ▶ Built-in pre-amp and attenuator
- ▶ 100 memory capacity
- ▶ Two VFO's
- ▶ Passband offset tuning
- ▶ Synchronous AM detector

# SAE FOR ALL DETAILS

Manufacturers and distributors of communications equipment

Unit 20, Nash Works, Forge Lane,  
Belbroughton, Nr Stourbridge, Worcestershire.

Telephone:

(0562) 730672

Fax: (0562) 731002

SHOW ROOM OPENING TIMES:

Mon - Fri: 9.00-5.30pm Sat: 9.00-1.00pm Callers welcome.



## The Beginnings

The very first satellite was of course the Russian Sputnik 1 and its launch started the space age on 4 October 1957. It weighed in at about 84kg being a sphere of 580mm diameter. Within three years (on 1 April 1960) the Americans launched TIROS 1 (Television and Infra-Red Observation Satellite) which was their first weather monitoring satellite. TIROS-1 was crude by today's standards, but later improvements led to the launch of ITOS (Improved TIROS Operational Satellite). The Automatic Picture Transmission service (APT) was under test in 1963 on TIROS-8, then on NIMBUS-1 in 1964, and continued on ESSA-2 in 1966.

The original Vidicon cameras were replaced by radiometers on NOAA-2 launched in 1972. The earlier ITOS satellites were in almost circular, sun-synchronous orbits some 1450km high. The first of the new series was called TIROS-N of which the first launch was in 1978 to an 850km high orbit. Data was now collected along a swath width of about 2700km and global coverage was achieved twice each day. These weather satellites carried new equipment and included the Advanced Very High Resolution Radiometer (AVHRR) instead of the VHRR used on previous craft. The AVHRR features 'in-house' (on-board) data processing. After scanning the earth below in five channels (instead of just three used as in the VHRR) the data are digitally processed with both on-board and external calibration targets to provide reference temperatures.

Other instrumentation measures the vertical profiles of atmospheric temperature and water vapour using the TIROS Operational Vertical Sounder (TOVS), which supplements the measurements made by balloons carrying radiosondes. The National Oceanic and Atmospheric Administration (NOAA) assumed the responsibilities for weather prediction and warnings, space environment monitoring (such as solar flares), and other projects. To perform these tasks two series of satellites are used, the polar orbiting ones just referred to, (currently NOAA 9, 10, 11 and 12) and a series of

geostationary satellites, called GOES. The two groups are complementary, the first providing world-wide coverage over a large spectrum (visible and thermal imagery), and the geostationary group having the ability to continuously monitor storm areas, particularly near the tropics. As well as carrying American equipment, there are also contributions from Britain and France. The Stratospheric Sounding Unit is of UK origin, while France provides ground station facilities and more instrumentation.

## Russian APT

Russia has also maintained a weather satellite programme for the same reasons as America. Their responsible organisation is (or was?) the USSR Research Centre for Earth Resources Exploration, which is under the State Committee for Hydrometeorology. Their data receiving and processing centres are based at Moscow, Novosibirsk, Khabarovsk and Tashkent, with over 80 simplified receiving stations elsewhere. Information on the Russian WXSAT scene in the early days was very difficult to obtain because of the intense secrecy in which the USSR kept its satellite programme.

From the start of the Gorbachev era, details have increasingly been made available to the west. My first enquiries were made in 1966 of the Russian Embassy and resulted in some rather dated booklets being sent to me, containing little real information. In contrast, my enquiry of the Russian Meteorology Service, made two years ago produced a most helpful booklet on their METEOR and OKEAN series, and from which some of this information has been extracted.

Their first experimental craft for collecting earth resources data was launched in July 1974, and the series became known as METEOR-PRIRODA and acquired multi-channel information. The first two were put into orbits of about 900km high and with inclinations of about 82°. This orbit is significantly different from the current NOAA orbits which are sun-synchronous. Some months ago I described both the METEOR 2 and 3 series of WXSATS, in

which the series 2 currently includes METEORS 2-17 through 2-20. These have orbits of average height 950km compared to the METEOR 3 series, which includes 3-2 through 3-5, which are some 1200km high. The series 3 craft also continuously transmit, visible pictures in sunlight and infra-red during the night.

## How Many?

So with different types of orbit being used for differing purposes, one can wonder how many satellites can be received, assuming that suitable equipment is to hand. We have seen that there are up to four NOAA WXSATS available. The Russian METEOR groups vary more frequently in their operations; the series 2 group currently has either METEORS 2-19 or 2-20 operating, both using 137.85MHz. The series 3 group currently has METEOR 3-4 transmitting on 137.30MHz following the picture fault mentioned earlier. So there are usually two Russian satellites available. Finally, for those able to receive s.h.f. transmissions using either a dish or Yagi and a down-converter or direct s.h.f. receiver, there are two (or maybe even three) geostationary satellites available. METEOSATS 3 and 4 continue to provide regular transmissions and further westwards, GOES 2 can occasionally be heard near the horizon at about 250° azimuth which is just south of due west.

## Letters

**James Price** of Merseyside recently bought a PC with an SVG monitor and then bought PCGOES/WEFAX from Comar Electronics and PCSAT3 from Timestep Weather Systems! I thought that I was the only person with both systems fitted to the same computer (for review purposes!) A number of readers, including **Mark Phillips** of Slough have written asking for a list of recommended reading. If you send a large a.e. to 'Weatherwatch UK', RAE Lasham, Lasham Airfield, ALTON, Hampshire GU34 5SH, they may have copies of their publication about the Environmental Satellite Information Service. Mark already receives the television satellites including the news gathering units and is now investigating WXSATS.

**Jim Boyle** of Worcester has recently entered the WXSAT world and has been experimenting with his Kenwood R5000 receiver. Jim is receiving some 12 minutes of signal per pass and has been manually tracking the frequency change while the satellite passes over the UK. The Kenwood receiver, like other general purpose receivers can pick up many WXSATS as long as the antenna is reasonably high. Unlike other sources of v.h.f. transmissions the satellites can be

heard over a wide area while the signal is above the horizon, but the movement ideally requires the use of a dedicated receiver.

## Satellite APT Frequencies

NOAAS 9, 11 a.p.t. on 137.62MHz  
NOAAS 10, 12 on 137.50MHz  
METEOR 2-19 or 2-20 on 137.85MHz  
METEOR 3-4 or 3-5 on 137.30MHz  
OKEAN 3 on 137.40MHz occasionally  
FENGYUN 1-2 was on 137.80MHz (keep watching)

## Kepler Elements

I will send a print-out of the latest elements upon receiving an s.a.e. All known weather satellites are included, together with their transmission frequencies if operating.

## The Book

I have been looking through my records of seasonal changes monitored by the WXSATS (for instance the ice melting seen along the south-eastern coast of Greenland during summer and winter), as part of a list of projects for schools. Many education establishments have satellite receiving equipment and my hope is that these various projects can be utilised as part of the general science curriculum. So far ten projects have been documented for geography classes.

## Sorry!

I receive several phone calls as well as letters each month, and sometimes a caller makes an interesting point worth mentioning. I normally ask for permission to publish comments or queries and invariably callers are happy for me to do so. I have received my first ever letter of complaint, from a reader who believes that I did not ask permission. To him I extend my apologies. I remain happy to take callers - my current (un)employment situation makes it likely that I will be available!

## Special Thanks

To **Brian Dudman** of Harrow who sent me an early Christmas present - a waterproof Maplin box for my METEOSAT down-converter which has been unprotected since my other box cracked!

## Credits

Over the years I have collected information from sources such as NASA, USSR Hydrometeorology Committee, Weatherwatch-UK and radio and computer enthusiasts here in Britain. Some of the information published here is from those, and other sources to whom I extend my thanks.




Fig. 3: METEOSAT AVHRR format from Peter de Jong

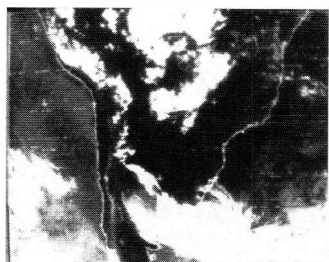


Fig. 4: METEOSAT 3 showing S America from Peter de Jong



Mike Richards G4WNC  
200 Christchurch Road, Ringwood, Hants BH24 3AS.

**A** Second Harmonic! It's a girl! Yes, Elaine gave birth to a bouncing 7lb 15oz daughter on Sunday December 8 at 0330UTC. It wasn't easy, but both are fine and doing extremely well. Our thanks go to everyone who has sent cards and good wishes.

## Readers' Letters

A bumper postbag this month so I'll get straight into action.

**Tim Anderson** of St Leonards writes accusing me of keeping him up all night! Apparently, he recently bought a PK-232 for use on the amateur bands and, through my column, has discovered some of the other interesting transmissions the unit can receive. Tim's station comprises a Kenwood TS-850S transceiver feeding the PK-232 decoder. The decoder being controlled from his Amiga 500 computer running Amiga Pakratt software. The combination works well but he is having a problem when trying to send FAX files. All that happens is that the PK-232 sends sync pulses then closes down. If anyone has an answer to this please drop me a line and I will pass the details on to Tim. The antennas in use are a 5/8 vertical for 28MHz and a 20m centre fed dipole and a.t.u. for the other bands.

Tim also asks what are the narrow shift RTTY type signals that are so common on l.f. and v.l.f. frequencies? Well some of these are RTTY signals, examples being Warsaw meteo on 111.3kHz and Halifax on 122.5kHz. However, there are three German 300 baud systems that need a special decoder to resolve. These stations use the following frequencies: 110.6, 129.1 and 140.3kHz. The transmission system is known as F7B and uses a modified ITA-5 alphabet running at 300 baud. In addition to these there are a number of narrow shift FAX transmissions sending a mixture of meteo and press photos. Full details of these transmissions are to be found in the *Klingenfuss Guide To Utility Stations* reviewed elsewhere in this month's column.

Tim's next question concerns TDM signals and he asks why they spend so much time idling. Lets start with a brief explanation of TDM which stands for Time Division Multiplex. In simple terms all this means is that the time available for transmission is shared between more than one link. A crude example of this is system used by amateurs when more than two are conversing. What happens is that they arrange a order then take it in turns to speak. So the time is divided-up to cope with the number of people wishing to talk - i.e. time division. The multiplex bit just means more than one message share the same transmission path.

The TDM signals that Tim refers to are sophisticated ARQ TDM systems that support either two or four channels with overall data rates of up to 192



Day Watson's station. Receiver on the left is the Racal RA17 with the Eddystone EC958/S above the JRC NRD525 (centre).

baud. So why are they left sending idles for so long? These systems are usually just a small part of a complex communication system which may involve both land lines and satellite systems. The radio link is often just used as a standby to take traffic when the rest of the system is busy. Another reason for leaving the systems idling is to monitor the quality of the links. When a message needs to be sent, it will then be routed to the system with the lowest error rate.

Thanks for all the questions Tim, which I hope I've answered successfully.

**Dave Woods** is normally operating maritime mobile onboard the R/V *Western Artic* but managed to get home for Christmas. Dave asks if anyone has any experience of using PC-HF FAX on a laptop PC. If you can help drop me a line and I'll put you in contact with Dave.

**Peter Hyde** is a yachtsman from Taunton who has recently taken an interest in amateur radio. He would like to use his BBC B computer to receive NAVTEX transmissions but is having difficulty finding an economical solution. I'm not aware of any public domain software for this, but Grosvenor Software do a very good decoding package that should be suitable. The address is 2 Beacon Close, Seaford, East Sussex BN25 2JZ. Alternatively you can phone on (0323) 893378. If anyone does know of any public domain software for NAVTEX/FEC please let me know so I can pass the details to Peter.

**Mark Phillips** of Slough has been very busy building himself a FAX decoding system based around his BBC B computer. The problem is he needs some details of how the charts are transmitted in order to finish the software. A detailed description of this can be found in the *Klingenfuss Guide To Facsimile Stations*, but I'll give a brief outline here.

There are two key parameters that define the way in which a FAX image is transmitted. These are the drum speed

and index of co-operation. FAX images are usually generated by wrapping the picture around a drum which is subsequently rotated. The common speeds for this are 60 and 120 r.p.m., though many Russian stations use 90 r.p.m. Closely linked to this is an optical scanner that transverses the image at a constant rate. The index of co-operation defines the link between the drum speed and scanner speed. If a FAX is received with the wrong IOC, you'll find that the resultant image is either stretched or squashed. The key to recognising the correct IOC is in the start tone. An IOC of 288 is indicated by a 675Hz tone while 300Hz is used for an IOC of 576. At the other end of the transmission a standard stop tone of 450Hz is used for all IOCs.

If you'd like a more comprehensive tutorial on FAX or any other mode, please drop me a line.

## Photo Call

This month's listener for this section is **Day Watson** of Clevedon. He's been a regular contributor to the column for some time now and has built-up a very comprehensive station. You can see from the photo, that the station is very neatly laid-out with a purpose built unit to house the receivers and ancillary equipment. The prime receiver is an NRD-525, but Day also has a Racal RA-17 and an Eddystone EC958/5. On the decoding front he uses the very versatile Hoka Code-3 package with his Tandon PCA/12SL, which has been enhanced to cover most of the complex modes. The Code-3 has been expanded to include most of the complex modes along with the oscilloscope and ASCII storage options. The latter option being particularly useful when monitoring stations that spend long periods of time sending idles.

On the antenna front Day has recently added a magnetic balun to his 53m long wire antenna. He reports that the improvement is well worth while giving a couple of extra S points in signal strength. Incidentally the Mag-

netic Longwire Balun was supplied by Lowe Electronics.

On the logging side, Day is currently experimenting with Dbase III to produce his own utility log. He has also devised a system of worksheets to help correlate the frequencies and operating times of stations. This system shows at a glance the active frequencies at any given time.

If you would like to be featured in the Photo Call section just send me a photograph of your station with a description of the equipment and your main interests.

## World Press Services Frequencies

I've just been sent a review copy of what looks to be a very interesting American publication. It's entitled *World Press Services Frequencies* and is imported by Axdon Books in Perth. Knowing that many readers find press transmission particularly interesting I thought I'd include a short review in the column. The book is presented as a 84 page A4 softback and uses a large type face. I'm sure this latter feature will prove very popular with those who frequently while away the small hours searching out those illusive transmissions. The first twenty or so pages are devoted to a tutorial and reference section. The newcomer will no doubt find this particularly useful as it covers some of the basics of data transmission.

Moving on to the main core of the book, the station lists are presented in three different formats. The first is a list of stations in chronological order. This is one of the most useful formats as it enables the operator to quickly find an active transmission at any time of day or night. Against each time is a list of all the active stations along with details of the frequency and language being used.

The second listing gives the stations in frequency order covering the spectrum from 2.2MHz through to 26.5MHz. Each entry shows the station name, callsign, mode and operating times.

The final list comprised a straightforward alphabetical country list. The obvious use of this was to check broadcasts from a particular area. As with the other lists, frequency, callsign and transmission times were given against each entry.

The abbreviations used in the book were all explained at the back together with some further reference material. There was even a listeners log in the final few pages, which I'm sure some readers will find useful.

My verdict - well one point that you ought to note is that both the alphabetic and chronological guides are straight copies of these sections in the *Klingenfuss Guide To Utility Stations 9th edition*. There is no credit to this

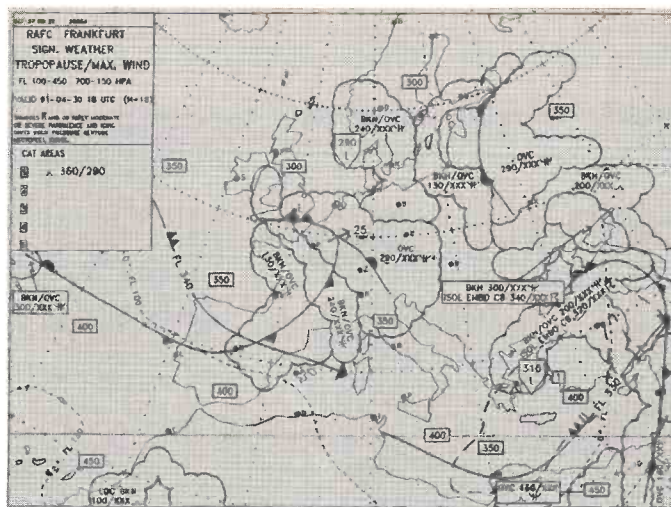
effect in the book, but I've checked that Joerg Klingenfuss has given his approval for the reprint. However, the book is still extremely useful. The main advantages come from having all the press information in one publication combined with the very clear typeface. The World Press Services Frequencies is well worth considering. My thanks to Bill Kay of Axdon Books for the review copy.

## Weather Update

It seems that my reports on RTTY weather signals have been extremely popular. I've received lots of mail requesting copies of Bill Nicoll's decoding program for the BBC B computer. My reports prompted Mark Phillips of Slough to write with another BBC decoding program. This is much smaller than the previous one and should be easily adaptable to other implementations of the BASIC language. If you'd like a copy just send me an s.a.e.

## Klingenfuss - New Releases

This month sees the publication of two new editions from this famous author. The first is the tenth edition of the *Guide To Utility Stations*. This book has become the standard reference for



**FAX 1 weather chart from William Clark. IOC = 576; RPM = 120; Frequency 117.4kHz; Time 0848UTC; Date 30 April 1991. The 'peppery' background is caused by the interfering signal usually found on Offenbach II.**

utility enthusiasts the world over and this new edition will doubtless be just as popular. The format of this latest version remains the same and the new typeface, that first appeared in the last edition, is used again here. The main reason for buying the new version is to keep up-to-date with the ever changing frequency spectrum. This, tenth, edition boasts some 903 additional frequencies, 138 extra callsigns and a total 9329 changes since the last edition.

Next for review comes the twelfth edition of the *Air and Meteo Code Manual*. Those who've been following my recent features on coded weather stations will already know how useful this book can be.

The first half of the book is dedicated to meteorological information and contains a wealth of useful explanations and charts. All the standard message codes are covered in detail, with full explanations on how the codes are constructed. The codes covered

were: AIREP, ARFOR, BATHY, METAR, PILOT, ROFOR, SHIP/SYNOP, SPECI, TAF, TEMP, TESAC, TRACKOB, WINTEM, AFRED, GEOALERT, PRESTO, RECUR, TENCN, OFOFH and UMUFH. The final part of the meteo section comprises a listing of all the station index numbers. This is the number used at the start of every coded message to show where the observation was taken.

## Air & Meteo

The second half of the manual is dedicated to information relevant to the aeronautical services. This begins with a useful explanation of the abbreviations and terms used in aeronautical communications. This was followed by a run-down on the AFTN and ATS message systems. As with the meteo information, a list of location codes is essential and the *Air and Meteo Code Manual* contained a comprehensive listing. Supplementing this were addressee designator aircraft type lists. This mine of useful information concentrated in one publication makes the *Air and Meteo Code Manual* essential reading. Both of these books are available from the *Short Wave Magazine Book Service* see pages 74 and 75. My thanks to Joerg Klingenfuss for the supply of the review copies.

## QSL Addresses

For those of you who like to QSL with utility stations, I've gathered together here a few that I've received over recent months.

Swiss PTT  
Berne Telecommunications Headquarters  
Mobile HF Radio Services  
Laupenstrasse 18  
CH-3030 Berne

Telecom (New Zealand)  
Awarua Radio  
PO Box 1647  
Invercargill  
New Zealand

Spanish PTT  
Telefonica  
Servicio Maritimo  
Paseo de Recoletos 41,3a  
28004 Madrid

MCI International Inc  
Chatham Radio/WCC  
PO Box 397  
North Chatham, MA 02650-0397  
USA

Romradio PT  
Stazione Ricevente  
Via Della Cesarina 282  
00139 Roma - Italy

Qatar Public Telecommunications Corporation  
PO Box 217  
Doha  
Qatar

## Frequency List

The list for this month column has been compiled primarily from logs supplied by Day Watson and Dave Woods. I've used my normal format of: frequency, mode, speed, shift, callsign, time and notes.

If you'd like a copy of my full frequency list just send three first or second class stamps to the address at the head of the column.

3.196MHz, RTTY, 50, -, -, 2300, Prague Met  
3.333MHz, RTTY, 50, -, -, 0100, Moscow Met  
3.55MHz, RTTY, 50, -, -, 0005, Ankara Met  
4.232MHz, c.w., 15, -, FUF, 0430, French Navy  
4.253MHz, c.w., 17, -, TAH, 2023, Istanbul Radio  
4.7775MHz, FAX, 120, 576, IMB51, 0730, Rome Met  
6.336MHz, RTTY, 75, -, GYA, 0245, Royal Navy  
6.958MHz, RTTY, 50, -, -, 2115, China Met  
6.972MHz, RTTY, 50, -, YOG59, 1930, ROMPRESS  
7.52MHz, RTTY, 75, -, BZP57, 0035, Beijing Xinhua  
8.02MHz, RTTY, 50, -, HMF85, 1845, Pyongyang - press  
8.030MHz, RTTY, 50, 400, IRF50, 0808, ANSA Rome  
8.049MHz, RTTY, 50, -, 9BC25, 1910, Tehran IRNA  
8.437MHz, c.w., 21, -, -, 0513, Port Said Radio  
8.5265MHz, RTTY, 50, 170, CTW8, 2000, Portuguese Coast station  
9.075MHz, ARQ/E, 48, 875, RFFA, 2356, MoD Paris  
9.2415MHz, FAX, 60, 352, LRO64, 2241, DyN Buenos Aires Press  
10.258MHz, 50, 400, RDZ71, 1655, TASS Moscow  
10.515MHz, 50, 160, -, 0101, Swiss Radio International  
10.972MHz, RTTY, 75, -, -, 0100, Voice of America  
11.638MHz, RTTY, 50, 400, DDK8, 0035, Hamburg Meteo  
12.223MHz, RTTY, 75, -, -, 0350, Voice of America  
12.315MHz, RTTY, 50, 400, -, 0830, TASS Moscow  
12.682MHz, SITOR, 100, 170, LGB, 0503, Rogaland Radio  
16.135MHz, FAX, 120, 576, KVM70, 1928, Honolulu Met  
16.971MHz, FAX, 60, 576, JJC, 0715, Tokyo Radio Press  
18.496MHz, RTTY, 50, 400, CNM80X11, 0849, MAP Rabat Arabic  
18.552MHz, FEC, 164.5, 370, V5G, 1133, MFA Bucharest  
20.607MHz, ARQ/SWE, 100, 400, SAM, 0814, MFA Stockholm  
26.441MHz, FEC, 96, 400, DFZ64H2, 1225, PIAB Bonn




Short Wave Receivers & Scanners



# ELLIOTT ELECTRONICS

Aerial Accessories & Masts

for the Radio Enthusiast

 Instant finance available  
Written details on request.



RIGS, ANTENNAS, SWR BRIDGES,  
POWER SUPPLIES, TEST GEAR,  
COMPONENTS, MORSE KEYS,  
COAXIAL CABLES, ROTATORS,  
MICS, PLUGS AND SOCKETS,  
SWITCHES.



Books for  
radio amateurs

FAMOUS "Complete Guide  
to VHF/UHF Frequencies  
26-2250MHz"

**JAYBEAM  
AMATEUR  
ANTENNAS**  
APPOINTED  
DISTRIBUTOR



QSY  
OLD  
MAN TO

Call us on LEIC. 553293  
OR COME AND LOOK AROUND  
AT

60 Hinkley Road,  
Leicester LE3 0RB

What has more exhibitors than any other Amateur Radio event in Britain?

What is spread across a greater floor area than any other Amateur Radio event?

What is held at a modern exhibition complex with decent facilities and catering?

What has every kind of exhibitor, from small, up to the major importers?

What has free parking right outside the venue for 3,000 cars?

What has talk-in on 2m & 70cm, and a giant Bring & Buy sale?

What has an HF exhibition station and a Special Interest Group area?

The one and only....

# LONDON


AMATEUR RADIO  
& COMPUTER  
SHOW

Britain's most comprehensive  
Amateur Radio event.

Saturday  
March 7th &  
Sunday March 8th

Picketts Lock Centre,  
Picketts Lock Lane,  
Edmonton,  
London,  
N9.


Lee Valley  
Leisure Park



For further details please contact The Secretary,  
126 Mount Pleasant Lane, Bricket Wood, Herts,  
AL2 3XD. Tel/Fax: 0923 678770.

The LONDON AMATEUR RADIO & COMPUTER SHOW  
is presented by RADIOSPORT Ltd in association with  
Southgate Amateur Radio Club.

## FLIGHTDECK THE AIRBAND SHOP



192 Wilmslow Rd., Heald Green, Cheadle, Cheshire SK8 3BH  
Telephone: 061-499 9350 Fax: 061-499 9349

### ALL THE ENTHUSIAST NEEDS

Main Stockists of receivers by:  
SONY, ICOM, LOWE, KENWOOD, AOR, YUPITERU.,  
UNIDEN, SIGNAL, WIN, FAIRMATE.  
Comprehensive range of accessories,  
aerials, books, aero-charts etc.

PX welcome, finance available (subject to status).

Open: Monday to Saturday 9.30 a.m. - 5.30 p.m.

We are located on the A34 (Wilmslow Road), 2 miles South from the M63  
Junction 10, just 3 miles from Manchester International Airport

Send 50p for illustrated Catalogue from Dept. SWM4

## SERVICE MANUALS

Available for most Video Recorders,  
Colour & Mono Televisions, Cameras,  
Test Equipment, Amateur Radio, Vintage Valve Wireless, Any Audio, Music Systems,  
Computers, Kitchen Appliances etc. Equipment from the 1930s to the present and beyond.  
Over 100,000 models stocked, originals and photostats. FREE catalogue Repair & Data  
Guides with all orders.

MAURITRON TECHNICAL SERVICES (SWM),  
8 Cherry Tree Road, Chinnor, Oxfordshire, OX9 4QY  
Tel: (0844) 51694 Fax: (0844) 52554



**Please mention Short Wave  
Magazine when replying to  
advertisements.**

# long medium & short

Brian Oddy G3FEX. Three Corners, Merryfield Way, Storrington, West Sussex RH20 4NS

**W**e'll start with the long wave reports.

Note: l.w. & m.w. frequencies in kHz; s.w. in MHz; Time in UTC (=GMT). Unless otherwise stated, all logs were compiled during the four week period ending November 23.

Once again the signals from Leningrad, USSR on 234kHz have been heard by **Eddie McKeown** in Co.Down. He heard the 1000kW broadcast for the first time in September. This time, their signal became audible at 0400UTC and was SINPO 21311. Also logged after midnight were Oslo, Norway on 216 (200kW) 34233 at 0227 and Minsk, USSR on 279 (500kW) 13211 at 0230.

A marked improvement in reception has been achieved by **Phil Townsend** (E.London) by using a home-built antenna tuning unit (a.t.u.) to tune his random wire antenna resonance, he logged 14 signals during daylight.

In Edinburgh, **Kenneth Buck** has been experimenting with a fully screened home-built loop plus screened source follower. Delighted with the performance he says, "I would never use an unscreened loop again". During daylight he heard 19 signals, but Lahti, Finland and Tipaza, Algeria were inaudible on 252kHz because the very strong signal from Atlantic 252 could not be completely nulled out.

## Medium Wave Reports

Some m.w. broadcasts from Canada, the USA and the Caribbean area have been received in the UK. Those from CJYQ in St.John's, NF on 930kHz were the first to reach **Jim Willett** in Grimsby, rated SIO333 at 0010. Later, he heard the Caribbean Beacon, Anguilla on 1610, but reception was marred by interference from Vatican R, Italy on 1611. At best the signal was SIO222 at 0100. At 0150 the Atlantic Beacon, Turks and Caicos Islands was logged on 1570 as SIO222. Five broadcasts from Canada and the USA became audible after 0200, all SIO222.

Five signals from Canada and the USA were logged by **Simon Hamer** in New Radnor in a brief check at 0200. His list included WBAL, Baltimore on 1090 and CFGO, Ottawa on 1200, both run 50kW.

Sky wave signals from some N.African stations have also reached here after dark. Those from Algeria were Ain Beida 521 (600/300kW) heard at 2000 by **Cliff Stapleton** in Torquay; Les Trembles 549 (600kW) SIO333 at 1958 by **Ted Walden-Vincent** in Gt.Yarmouth; Algiers 891 (600/300kW) logged by **Sid Morris** in Rowley Regis; Algiers 981 (600/300kW) SIO222 at dusk by **George Millmore** in Wootton. Also noted were Sidi Bennour, Morocco 540 (600kW); Tunis-Djedida, Tunisia on 630 (600kW) and 963 (200kW) by Darren Beasley in Bridgwater.

In Congleton, **Tim Bucknell** added several m.w. local radio stations to his

growing list. He says, "I could hardly believe my ears when I logged ILR Devonaire, Radio Tay, Northsound, Invicta, County Sound and BBC Northampton for the first time!"

## Short Wave Reports

Good reception has been noted in the h.f. bands, but from time to time solar activity, still at a high level, has disturbed the ionosphere. A slight reduction in co-channel interference has been noted since early November, when some broadcasters altered their schedules, but it's still a serious problem.

Although conditions in the 25MHz (11m) band varies daily, the broadcasts usually reach their target areas well. Good reception of R.Australia's Darwin signals on 25.750 (Eng to Asia, M.East 0900-1100) has been noted here. A rating of 35444 at 1030 was quoted by **Don Philips** in Bridlington.

The band occupants include the Voice of the UAE in Abu Dhabi 25.690 (Ar to ? 0900-1100) 45343 at 0943 in

Co.Down; R.Norway Int, Oslo 25.730 (Norw to Aust, NZ 0800-0830, 0900-0930; to S.Am 1100-1130; to S.Asia 1200-1230; to Europe, W.Africa 1300-1330; to M.East 1500-1530) 55544 at 1320 by **John Nash** in Brighton; R.Denmark via RNI 25.730 (Da to areas quoted for RNI, but 1/2hr later); DW via Julich 25.740 (Ger to SE.Asia 1100-1200; to E.Asia 1200-1355) SIO454 at 1130 by **Richard Radford-Reynolds** in Guildford; RFI via Issoudun 25.820 (Fr to E.Africa 0700-1550) SIO333 at 1000 by **Bill Clark** in Rotherham and 35323 at 1113 by **P.R.Guruprasad** in Madikwe, S.Africa; R.Nederlands 25.940 (Dut to Asia? 1030-1125 Sun only), also 25.970 (Du to M.East, Africa? 1030-1125, Sun only) both SIO455 at 1100 in Edinburgh.

The 21MHz (13m) signals from R.Australia have also reached here. The Carnarvon transmission to Asia 21.775 (Eng 0100-1000) was 24532 at 0625 by **David Edwardson** in Wallsend; to S.Asia, M.East via Darwin 21.720 (Eng 1100-1430) SIO444 at 1215 by **Cyril Kellam** in Sheffield.

Many 13m broadcasts are beamed to Europe. Those noted came from R.Japan via Moyabi 21.640 (Eng, Jap 0700-0900) SIO444 at 0800 by **Bryan Kimber** in Hereford; R.Pakistan, Islamabad 21.520 (Eng 1100-1120) SIO444 at 1100 in Edinburgh; UAE R.Dubai 21.605 (Ar, Eng 0615-1640, also to N.Africa) SIO444 at 1300 in Rotherham; R.Romania Int, Bucharest 21.665 (Eng 1300-1400) SIO222 at 1313 by **Julian Wood** in Elgin; WCSN, Maine 21.670 (Eng 1400-1600, also USA) 45554 at 1545 by **John Parry** in Northwich; RCI

## Transatlantic DX Chart

Freq kHz	Station	Location	Time (UTC)	DXer
USA				
880	WCBS	New York, NY	0250	B
1090	WBAL	Baltimore, MD	0210	A
1520	WWKB	Buffalo, NY	0215	B
Canada				
580	CFRA	Ottawa, ON	0220	B
590	VOCM	St.John's, NF	0200	A,B
930	CJYQ	St.John's, NF	0010	A,B
1200	CFGO	Ottawa, ON	0205	A
1220	CKCW	Moncton, NB	0205	A,B
C.America & Caribbean				
1570	Atlantic Beacon	Turks & Caicos Is	0150	B
1610	Caribbean Beacon	Anguilla	0100	B

DXers:

A: Simon Hamer, New Radnor.  
B: Jim Willett, Grimsby.

## Local Radio Chart

Freq kHz	Station	ILR BBC	e.m.r.p. (kW)	Listener	Freq kHz	Station	ILR BBC	e.m.r.p. (kW)	Listener
558	Spectrum R.		7.50	A,D,E,F,I	1161	R.Tay		1.40	G*
585	R.Solway	B	2.00	A,B,G	1161	Viking R.(C.Gold)		0.35	A
603	Invicta Snd(Coast)		0.10	A,D,E,H*,I	1170	Ocean Sd.(SCR)		0.12	E,I
603	R.Gloucester	B	0.10	A,E,F,I	1170	R.Orwell		0.28	I
630	R.Bedfordshire	B	0.20	A,E,F,G,H*,I	1170	Signal R.		0.20	A,F
630	R.Cornwall	B	2.00	E	1242 <sup>1</sup>	Invicta Snd(Coast)		0.32	D,F,I
657	R.Clywd	B	2.00	A,B,E,F,G,I	1242	Ile of Wight R.		0.50	E,F*
657	R.Cornwall	B	0.50	E	1251	Saxon R.		0.76	A,I
666	DevonAir R.		0.34	A,E	1260	GWR (Brunel R.)		1.60	E,I
666	R.York	B	0.80	A	1260	Leicester (GEM-AM)		0.29	A,F,I
729	BBC Essex	B	0.20	A,E,H*,I	1260	Marcher Sound		0.64	A,B
738	Hereford/Worcester	B	0.037	A,E,F,I	1278	Pennine R.(C.Gold)		0.43	A
756	R.Cumbria	B	1.00	A,B,G	1305	R.Hallam (C.Gold)		0.15	A
756	R.Shropshire	B	0.63	A,B,E,F,G,I	1305	Red Dragon (Touch)		0.20	E
765	BBC Essex	B	0.50	A,E,F*,H*,I	1323	R.Bristol (Som.Snd)	B	0.63	A
774	R.Kent	B	0.70	E,H*,I	1323	S'thern Sound(SCR)		0.50	A,E,I
774	R.Leeds	B	0.50	A	1332	Hereward R.P'boro		0.60	A,I
774	Severn Sound (3CR)		0.14	A,E,F	1332	Wiltshire Sound	B	0.30	E,I
792	Chiltern R.		0.27	A,E,F,I	1359	Essex R.(Breeze)		0.28	H*,I
792	R.Foyle	B	1.00	A	1359	Mercia Snd(Xtra-AM)		0.27	A,F
801	R.Devon	B	2.00	A,E,G,I	1359	R.Solent	B	0.85	E
819	Hereford/Worcester	B	0.037	A,E,F,I	1368	R.Lincolnshire	B	2.00	A
828	Chiltern Radio		0.20	G,H*,I	1368	R.Sussex	B	0.50	D,E,I
828	R.WM	B	0.20	A,F	1368	Wiltshire Sound	B	0.10	E
828	2CR		0.27	E,I	1413	Sunrise R.		0.125	D,E,I
837	R.Cumbria	B	1.50	A,B,G	1431	Essex R.(Breeze)		0.35	C*,H*,I
837	R.Furness	B	1.00	A,B	1431	Radio 210		0.14	E,I
837	R.Leicester	B	0.45	A,E,F,I	1449	R.Peterboro/Cambs	B	0.15	A,E,I
855	R.Devon	B	1.00	E	1458	GLR	B	50.00	C*,E,I
855	R.Lancashire	B	1.50	A,B,G	1458	GMR	B	5.00	A,B
855	R.Norfolk	B	1.50	I	1458	R.Cumbria	B	0.50	B
873	R.Norfolk	B	0.30	A,E,I	1458	R.Devon	B	2.00	E
936	GWR (Brunel R.)		0.18	A,E,F*,I	1458	Radio WM	B	5.00	A,F
945	R.Trent (GEM-AM)		0.20	A,F	1476	C'ty Snd(1st Gold)		0.50	A,D,E,I
954	DevonAir R.		0.32	E,I	1485	R.Merseyside	B	1.20	A,B,F*,G,I
954	R.Wyvern		0.16	A,F,I	1485	R.Oxford	B	0.50	E
990	WABC (Nice & Easy)		0.09	A,F	1485	R.Sussex	B	1.00	D,E,I
990	R.Devon	B	1.00	E,I	1503	R.Stoke-on-Trent	B	1.00	A,E,F,I
999	R.Solent	B	1.00	D,E,I	1521	R.Mercury		0.64	D,E,I
999	R.Trent (GEM-AM)		0.25	A,I	1521	R.Nottingham	B	0.50	A,F
999	Red Rose R.		0.80	A,G	1530	Pennine R.(C.Gold)		0.74	A,E
1017	WABC Shrewsbury		0.70	A,B,F,I	1530	R.Essex	B	0.15	I
1026	Downtown R.		1.70	B,G	1530	R.Wyvern		0.52	A,E,F
1026	R.Cambridgeshire	B	0.50	A,D,I	1548	Capital R. (Gold)		97.50	D,E,G,I
1026	R.Jersey	B	1.00	D,E,I	1548	R.Bristol	B	5.00	E
1035	Northsound Radio		0.78	A*	1548	R.City (City Talk)		4.40	A,B
1035	R.Kent	B	0.50	E,H*,I	1548	R.Forth (Max AM)		2.20	F*
1035	R.Sheffield	B	1.00	A	1548	R.Hallam (C.Gold)		0.74	A
1035	West Sound		0.32	B	1557	Chiltern R.(Gold)		0.76	A,F
1107	R.Northampton	B	0.50	A,E,F*,I	1557	Ocean Sound (SCR)		0.50	E
1116	R.Derby	B	1.20	A,F,I	1557	R.Lancashire	B	0.25	A,B
1116	R.Guernsey	B	0.50	E,I	1557	Trending R.(Mellow)		?	I
1152	BRMB (Xtra-AM)		3.00	A,C,F	1584	Gatwick		0.10	D,E,I
1152	LBC (L.Talkback R)		23.50	A*,E,I	1584	Heathrow		0.10	D,I
1152	Piccadilly R.		1.50	A,B	1584	R.Nottingham	B	1.00	A
1152	R.Broadland		0.83	C*	1584	R.Shropshire	B	0.50	A,F
1152	R.Clyde (Clyde 2)		3.60	B	1584	R.Tay		0.21	A*
1161	GWR (Brunel R.)		0.16	A,F*,I	1602	R.Kent	B	0.25	A,E,F*,I
1161	R.Bedfordshire	B	0.10	I					
1161	R.Sussex	B	1.00	E,I					

Note: Entries marked \* were logged during darkness. All other entries were logged during daylight or at dawn/dusk.

## Listeners:

A: Tim Bucknall, Congleton.  
B: Tim Bucknall, Llandudno.  
C: Francis Hearne, Bristol.  
D: Sheila Hughes, Morden.  
E: George Millmore, Wootton. IDW.  
F: Sid Morris, Rowley Regis.  
G: Hugh Quinn, Co.Kildare.  
H: Phil Townsend, E.London.  
I: John Wells, East Grinstead.



# long medium & short

## Medium Wave Chart

via Sackville 21.545 (Eng 1700-1730) SIO454 at 1717 in Guildford; WYFR, Florida 21.500 (Eng, Ger, Fr 1700-2000) 44344 at 1826 by Rhoderick Illman in Oman and 21.615 (Eng 1900-2000) 21122 at 1950 by **Chris Haigh** in Huddersfield; HCJB, Ecuador 21.455 (u.s.b. + p.c. 24hrs) 34333 at 1920 by Sheila Hughes in Morden.

Some to other areas were also logged: R.Prague, Czechoslovakia 21.705 (Eng, Cz to Asia, Pacific areas 0730-0830) 44344 at 0740 by **Chris Shorten** in Norwich; RFI via Issoudun 21.620 (Fr to E.Africa 0600-1800) 43333 at 1040 in Bridgwater; BBC via Ascension Island 21.660 (Eng to Africa 0900-2000?) 55344 at 1103 in S.Africa; SRI via Schwarzenburg 21.770 (Eng to Pacific areas, Asia 1100-1130) 55555 at 1108 in Co.Down; Vatican R, Italy 21.710 (Sp to the Americas 1200-1212) SIO444 at 1209 by **Philip Rambaut** in Macclesfield; R.Sweden via Horby 21.500 (Sw, Fr, Sp, Eng to USA 1430-1600) SIO433 at 1430 in E.London; BSKSA, Saudi Arabia 21.505 (Ar to N.Africa 1100-1700) SIO333 at 1618 in Gt.Yarmouth; VOA via Tangier 21.625 (Eng to Africa 1600-1800) 53544 at 1645 in Brighton; WCSN, Maine 21.640 (Eng to Africa 1600-2000) SIO433 at 1645 in Rowley Regis; R.Niederlands via Bonaire 21.685 (Eng to C.Africa 1830-1925) 24222 at 1835 by **Jim Cash** in Swanwick.

The 17MHz (16m) broadcasts to Pacific areas from R.New Zealand Int. via Rangataiki attract many listeners outside the target area. The 100kW signals on 17.770 (Eng 2200-0630) were SIO232 at 0000 in New Radnor, 43332 at 0448 in Oman and 34543 at 0625 in Wallsend. R.Australia's Darwin broadcasts to Asia 17.750 (Fr, Eng 0600-1000) have often reached here, 35443 at 0800 in Brighton.

In the morning R.Japan via Yamata 17.890 (Jap, Eng to Oceania 0600-0800) was logged as SIO433 at 0715 in Hereford; R.Prague, Czechoslovakia 17.840 (Eng to Asia, Pacific areas 0730-0800) SIO333 at 0745 by **Francis Hearne** in Bristol; R.Beijing, China 17.715 (Eng to S.Pacific 0900-1000) SIO444 at 0900 in Sheffield; R.Finland via Pori 17.800 (Eng, Fin to E.Asia, Pacific areas 0930-1100) 45333 at 0955 in Bridgwater; R.Pakistan, Islamabad 17.902 (Eng to E.Europe 1100-1120) 54444 at 1110 in Norwich; AIR via Delhi 17.387 (Eng, Ta to E.Asia 1100-1245) 45534 at 1120 by Sergi Olijnik in Kalush, Ukraine.

Later, R.Yugoslavia, Belgrade 17.740 (Eng to USA 1230-1300) was heard in Bridlington; R.Moscow, USSR 17.670 (Eng to Africa? 1400-1705) was 44444 at 1500 in Morden; HCJB, Ecuador 17.790 (Eng to Europe 1900-2000) 43133 at 1909 by **Chris Haigh** in Huddersfield; RCI via Sackville 17.820 (Eng to Africa 1900-1930) 34433 at 1910 by **Ron Damp** in Worthing and 45444 at 1928 in S.Africa; also 17.875 (Eng to

Freq	Station	Country	Power	Listener
520	Hof-Saale	Germany	0.2	B
531	Ain Beida	Algeria	600	P*,Q*
531	Leipzig	Germany	100	A*,B,J*,K
531	Oviedo	Spain	10	B*,K
531	Beromunster	Switzerland	500	A*,O*
540	BRT-2 Wavre	Belgium	150/50	A*,B,G,J*,K,L*,O*,P*,Q*
540	Ga-Rankuwa	S.Africa	50	O
540	Solt	Hungary	2000	K
540	Sidi Bennour	Morocco	600	A*
549	Les Trembles	Algeria	600	A*,P*,R*
549	DLF Bayreuth	Germany	200	A*,G*,J*,K,L*,O*,Q*
549	Nordkirchen	Germany	100	B
558	Espoo	Finland	100	J*
558	Valencia	Spain	20	A*,B*,J*
567	Berlin	Germany	100	J*
567	RTE-1 Tullamore	Ireland (S)	500	A*,B,C,K,L,P*,Q*,R*
576	Stuttgart	Germany	500	A*,J*,K,O*,P*
576	Radio Metro	S.Africa	100	D
585	Orf Wien	Austria	600	K
585	FIP Paris	France	8	K
585	RNE-1 Madrid	Spain	200	A*,B,J*,K,L*,O*,Q*
585	BBC Dumfries	UK	2	B,C
594	Frankfurt	Germany	1000/400	A*,B,J*,K,L*
594	Muge	Portugal	100	A*,K
594	Duba	Saudi Arabia	2000	Q*
603	Lyon	France	300	A*,G
603	BBC Newcastle	UK	2	B*,J*,O
612	Kiel	Germany	10	K
612	RTE-2 Athlone	Ireland (S)	100	A*,B,C,K,L,P*
621	RTBF-1 Wavre	Belgium	80	A*,B,J*,L*,N,O*,Q*
621	Selebi-Phikwe	Botswana	50	D
621	Barcelona	Spain	10	A*
630	Vigra	Norway	100	A*,J*
630	Tunis-Djedeida	Tunisia	600	A*,B*
639	Praha	Czech	1500	A*,J*
639	La Coruna	Spain	100	A*,B*,G,J*,K
648	BBC Orfordness	UK	500	A*,B,J*,K,L,O
657	Burg	Germany	250	J*
657	RCE-2 Madrid	Spain	20	A*,J*,Q*
657	Sadiyat	UAE	50	H*
657	BBC Wrexham	UK	2	B,C,J*,L*,O
666	Bodenseesender	Germany	300/180	A*,B,J*,K,O*,Q*
666	R.Vilnius	USSR	500	J*
675	Marseille	France	600	K,L*,P*
675	Hilversum-3	Holland	120	B,C,J*,K,O*,Q*
684	RNE-1 Sevilla	Spain	250	A*,B*,G,J*,K,Q*
683	Berlin	Germany	250	J*
683	BBC Droitwich	UK	150	A*,B,L
702	Aachen/Fleisb'g	Germany	5	J*
702	Ga-Rankuwa	S.Africa	100	D
711	Tallinn	Estonia	50	B
711	Rennes 1	France	300	A*,B,J*,K,Q*
720	Langenberg	Germany	200	K
720	BBC Lisnagarvey	Ireland (N)	10	B,O
720	Norte	Portugal	100	J*
720	BBC-R4 London	UK	0.5	A*,K
729	RTE-1 Cork	Ireland (S)	10	A*,J*,K,L*,P*
729	Oviedo	Spain	50	A*,B
738	Paris	France	4	J*,K
738	RNE-1 Barcelona	Spain	250	A*,J*,O*,Q*
738	Cheyabinsk	USSR	50	B*
747	Hilversum-2	Holland	400	A*,B,J*,K,L,O*,P*,Q*
756	Brunswick	Germany	800/200	A*,B*,J*,K,O*,Q*
756	Bilbao	Spain	5	K
756	BBC-R4 Redruth	UK	2	K,O
765	Sottens	Switzerland	500	A*,B*,J*,K,O*
774	BBC Enniskillen	Ireland (N)	1	J*,O
774	S. Sebastian	Spain	60	A*,J*
783	Burg	Germany	1000	A*,J*
792	Limoges	France	300	A*,B,J*,K,Q*
792	Sevilla	Spain	20	A*
792	BBC R.Ulster	UK	1	B
801	M'chen-Ismaning	Germany	300	A*,B*,J*,Q*
810	AIR Delhi	India	100	H
810	SEF Madrid	Spain	20	A*,J*
810	BBC Burghhead	UK	100	A*,B
810	BBC Westerglen	UK	100	B,C,J*,K,L,O*,Q*
819	Bordeaux	France	20	A*,J*
828	Hanover	Germany	100/5	B
837	Nancy	France	200	J*,K,O*,P*,Q*
837	Sevilla	Spain	10	A*,B*
846	Rome	Italy	540	A*,K,L*,O*,P*,Q*
855	Berlin	Germany	100	O*
855	Murcia	Spain	125	A*,J*,J*,K,Q*
864	Paris	France	300	A*,J*,K,Q*
873	AFN/Frankfurt	Germany	150	A*,J*,L*,O*,P*,Q*
873	Enniskillen	UK	1	B,J*,O
882	BBC Penmon	UK	10	B
882	BBC Washford	UK	100	A*,J*,K,L,O*,Q*
891	Algiers	Algeria	600/300	A*,J*,L*
891	Hulsberg	Holland	20	J*,K,Q*
900	Milan	Italy	600	A*,J*,O*,Q*
909	BBC	UK	200	A*,B,L
918	Madrid	Spain	20	A*,J*
927	Wolvertem	Belgium	300	B,J*,K,L*,P*,Q*
936	Bremen	Germany	100	A*,J*,K,Q*
945	Toulouse	France	300	A*,J*,K,O*,Q*
945	Rostov-na-Donu	USSR	300	B*
954	Odrochov	Czech	400	Q*
954	RCE Madrid	Spain	20	A*,J*,R*
963	Pori	Finland	600	A*,C,J*,K,M*,O*,Q*

Listeners:-  
(A) Darren Beasley, Bridgwater.  
(B) Tim Bucknall, Congleton.  
(C) Tim Bucknall, Llandudno.  
(D) P.R. Guruprasad, Madikwe, S.Africa.

(E) Chris Haigh, Huddersfield.  
(F) Simon Hamer, New Radnor.  
(G) Sheila Hughes, Morden.  
(H) Rhoderick Illman, Thumrait, Oman.  
(I) Cyril Kellam, Sheffield.

Freq	Station	Country	Power	Listener
963	Tir Chonaill	Ireland (S)	10	C
963	Tunis-Djedeida	Tunisia	200	A*
972	Gaborone	Botswana	50	D
972	Hamburg	Germany	300	A*,J*,K,L*,O*,P*,Q*
972	Nikolayev	USSR	500	B*
981	Alger	Algeria	600/300	A*,J*,K,Q*,R*
990	Berlin	Germany	300	A*,G,O*,P*
990	SEF R.Bilbao	Spain	10	A*,G,J*,Q*
990	BBC-Tywyn	UK	1	B,J*,O
999	Madrid	Spain	20	A*,J*,O*,R*
1008	Flevo	Holland	400	A*,G*,J*,K,L*,Q*
1017	Rheinsender	Germany	600	A*,J*,K,O*,P*,Q*
1026	Graz-Dobl	Austria	100	J*
1035	Milan	Italy	50	P*
1035	Prog.3 Lisbon	Portugal	120	J*
1035	Tallinn	USSR	500	B
1044	Dresden	Germany	250	G*,J*,K,O*,Q*
1053	BBC Droitwich	UK	150	B
1062	Kalundborg	Denmark	250	G*,J*,O*,Q*
1071	Brest	France	20	J*,K,O*
1071	Lille	France	40	J*
1080	Katowice	Poland	1500	B*,G*
1089	Weimar	Germany	20	J*
1089	BBC-R1	UK	150	A,O*
1098	Bratislava	Czech	750	G*,J*,K
1098	Ga-Rankuwa	S.Africa	100	D
1098	RNE-5	Spain	10	G*
1107	AFN via Munich	Germany	40	J*,R*
1107	Santander	Spain	10	J*
1107	BBC Wallasey	UK	0.5	B,C
1116	SEF-Pontevedra	Spain	2	J*
1125	La Louviere	Belgium	20	J*,K
1125	RNE 5	Spain	10	J*
1125	BBC	UK	1	B,C
1134	Zadar	Yugoslavia	1200	J*,K,L*
1143	AFN via Stuttgart	Germany	10	B*,J*,L*,O*
1161	Strasbourg (F.Int)	France	200	J*,O*,P*
1170	Krasnodar	USSR	500	B*
1179	Santiago	Spain	10	J*
1179	Solvesborg	Sweden	600	B*,J*,K,L*,O*,P*,Q*
1188	Kuume	Belgium	5	J*,K
1197	VOA via Munich	Germany	300	L*
1197	BBC Enniskillen	Ireland (N)	1	J*,O
1197	BBC-R3	UK	0.5	K
1206	Bordeaux	France	100	J*,K
1215	BBC Droitwich	UK	30	L
1215	BBC Lisnagarvey	UK	10	O
1215	BBC-R3	UK	100	B
1224	Vidin	Bulgaria	500	J*
1224	Nasriya	Iraq	300	B*
1233	Meinik	Czecho	400	J*,P*
1242	Marseille	France	150	J*
1251	Marcali	Hungary	500	P*
1251	Huisberg	Netherlands	10	J*,O
1260	Valencia	Spain	20	G,K,P*,R*
1269	Neumunster	Germany	600	J*,K,L*,O*
1278	Strasbourg	France	300	K,O*
1278	Dublin/Cork	Ireland (S)	10	C,J*,K,L*,P*,R*
1287	Litomysl/Liblice	Czech	300/200	J*,K,Q*
1296	San Sebastian	Spain	5	J*,P*
1296	BBC Orfordness	UK	500	J*
1305	Orense (RNE5)	Spain	5	J*
1314	Kvitsoy	Norway	1200	G*,J*,K,L*,O*,P*,Q*,R*
1323	BBC Zyi	Cyprus	50	H*
1323	R.M.cow/Leipzig	Germany	150	B*,J*,L*,O*,P*
1332	Rome	Italy	300	J*,Q*
1341	Lisnagarvey	Ireland (N)	100	B,C,K,L,O
1350	Nancy/Nice	France	100	E*,J*,K,L*,O*,P*,Q*
1359	Berlin	Germany	250/100	J*,L*
1368	Manx R., Foxdale	UK	20	J*,O
1377	Lille	France	300	B,E*,J*,K,O*,P*,Q*
1386	Kaliningrad	Lithuania	500	B*,J*,Q*
1395	R.Tirana/Lushnje,	Albania	1000	G*,J*,K,N*,O*,Q*,R*
1404	Ajaccio	France	20	B
1404	Brest	France	20	K,O*,Q*
1413	BBC/Masirah Is.	Oman	1500	F*
1413	RCE Zaragoza	Spain	20	J*,K,Q*
1422	Hausweiler	Germany	1200/600	J*,K,L*,O*,P*
1422	Riyadh	Saudi Arabia	20	H*
1431	Dresden	Germany	250	J*
1440	Marnach	Luxembourg	1200	C,K,L*,N*,O*,P*,Q*
1467	TWR M Carlo	Monaco	1000/400	G*,J*,L*,O*
1476	Wien-Bisamberg	Austria	600	B*,K,L*
1494	Clermont-Ferrand	France	20	O*
1494	St.Petersburg	USSR	1000	J*,K,L*
1503	Stargard	Poland	300	E*,J*,K,N*
1512	BRT Wolvertem	Belgium	600	B,E*,G*,K,L*,N*,O*,Q*
1521	Kosice	Czech	600	P*
1530	Vatican R., Rome	Italy	150/450	K,P*,R*
1539	Mainflingen	Germany	700	J*,K,Q*
1557	Nice	France	300	E*,O*
1557	DW via Cyclops	Malta	600	H*
1566	Nagpur	India	1000	F*
1566	Sarnen	Switzerland	300	J*,P*,Q*
1575	Burg	Germany	250	J*,O*
1575	Genoa	Italy	50	K,Q*
1584	Pamplona	Spain	2	I*,Q*
1593	Langenberg	Germany	400/800	B,E*,J*,K,L*,O*,Q*,R*

Note: Entries marked \* were logged during darkness. All other entries were logged during daylight or at dawn/dusk.

(J) Eddie McKeown, Co.Down.  
(K) George Millmore, Wootton, I.O.W.  
(L) Sid Morris, Rowley Regis.  
(M) Roy Patrick, Derby.  
(N) Don Phillips, Bridlington.

(O) Hugh Quinn, Co.Kildare  
(P) Cliff Stapleton, Torquay.  
(Q) Phil Townsend, E.London.  
(R) Ted Walden-Vincent, Gt.Yarmouth.

# long medium & short

## Long Wave Chart

Europe 2000-2150?) SIO455 at 2036 in Edinburgh; RHC Havana, Cuba 17.705 (Eng to Africa, M. East 1900-?) 43333 at 1944 in Swanwick; BBC via Ascension Is 21.880 (Eng to C. Africa 1900-2030) SIO444 at 2026 in Guildford; VOA via Greenville 17.640 (Fr to Africa 1830-2200) SIO444 at 2020 by **John Coulter** in Winchester; WSHB Cypress Creek 17.555 (Eng to N/C.S. America 2000-0000) 22112 at 2104 in Co. Down.

Potent 15MHz (19m) signals from R. Australia have been reaching the UK. The Shepparton broadcast to Pacific areas on 15.240 (Eng 2200-0930) was SIO544 at 0750 in Guildford. Unfortunately R. New Zealand's 100kW transmission on 15.120 (Eng to Pacific

areas 1800-2200) is often marred by severe co-channel interference. At best, it was SIO333 at 1905 in Rotherham.

Some 19m broadcasts to Europe were noted: R. Japan via Moyabi 15.355 (Sw, It, Fr, Ger 0530-0700) 35553 at 0612 in Wallsend; VOA via Tangier 15.205 (Eng 1700-1900) 43443 at 1720 in Worthing; RNB Brasilia, Brazil 15.265 (Port, Eng, Ger 1630-2100) SIO333 at 1800 in Sheffield; WVCR Nashville 15.690 (Eng, Sp 1200-0000) 21122 at 1950 in Huddersfield; RCI via Sackville 15.325 (Eng 2000-2100) heard at 2000 in Bridlington; WYFR, Florida 15.566 (Eng 2000-?) SIO444 at 2045 in Edinburgh; WSHB Cypress Creek 15.665 (Eng 2000-2200,

Listeners:-  
A: Kenneth Buck, Edinburgh.  
B: Tim Bucknall, Congleton.  
C: Sheila Hughes, Morden.  
D: Eddie McKeown, Co. Down.  
E: George Millmore, Wootton, IOW.  
F: Sid Morris, Rowley Regis.  
G: Fred Pallant, Storrington.  
H: Don Phillips, Bridlington.  
I: Phil Townsend, E. London.

Freq kHz	Station	Country	Power (kW)	Listener
153	Bechar	Algeria	1000	G*
153	Donebach	Germany	500	A,B,C,D,E,F*,G,I
153	Brasov	Romania	1200	A,B
162	Allouis	France	2000	A,B,C,D,E,F*,G,I
171	Kalininograd	Lithuania	1000	A,B,C,D,E,F*,G,I
177	Oranienburg	Germany	750	A,B,C,D,E,F*,G,I
183	Saarlouis	Germany	2000	A,B,C,D,E,F,G,I
189	Motala	Sweden	300	A,B
198	BBC Droitwich	UK	500	B,C,D,E,F,H*,I
198	BBC Westergaten	UK	50	A,B
207	Munich	Germany	500	A,B,C,D,E,F*,G,I
216	Roumoules	Monaco	1400	A,B,C,D,E,F*,G,I
216	Oslo	Norway	200	A,B,C,D*
225	Konstantinow	Poland	2000	A,B,C,D*,F*,G,I
234	Junglinster	Luxembourg	2000	A,B,C,D,E,F,G,I
234	St. Petersburg	USSR	1000	A,D*
243	Kalundborg	Denmark	300	A,B,C,E,F*,G,I
252	Tipaza	Algeria	1500	C*
252	Atlantic 252	S. Ireland	500	A,C,D,E,F,G,I
261	Burg	Germany	200	E,I
261	Moscow	USSR	2000	A,C*,F*,G
270	Topolna	Czechoslovakia	1500	A,C*,D,E,F*,G,I
279	Minsk	USSR	500	A,C*,D*,E*,G*

Note: Entries marked \* were logged during darkness. All other entries were logged during daylight or at dawn/dusk.

also to USA, Caribbean) 44444 at 2105 in Co. Down; SLBC Colombo, Sri Lanka 15.120 (Eng 2000?-2130) 45544 at 2110 in Brighton; R. Korea, Seoul 15.575 (Eng 2030-2130) 44344 at 2110 in Norwich; RAE, Argentina 15.345 (Sp 2300-0000,

Sat/Sun) 35223 at 2300 in Bridgwater. Also logged were RFO, Tahiti 15.170 (Fr, Tah to SE. Pacific 1600-0930) 23333 at 0820 by **Peter Perkins** in Hemel Hempstead; DW via Antigua 15.205 (Port to S. America 1000-1050) 44554 at 1000 in Northwich; R. Finland via Pori 15.400 (Eng to USA 1400-1455) 43333 at 1420 in Oman; RSA Johannesburg 15.160 (Eng to Africa 1600-1800) SIO433 at 1700 in Hereford; also 15.365 (Fr to W. Africa 1800-2000) 55444 at 1800 in Swanwick; Vatican R, Italy 15.090 (Eng to Africa 1730-1800) SIO544 at 1745 in Rowley Regis; VOA via Greenville 15.160 (Eng to Africa 2000-?) 44433 at 2000 by **Darran Taplin** in Brenchley; DW via Antigua 15.410 (Gerto C/S. America, Europe 2200-0000) SIO343 at 2220 in Torquay; TWR, Ned. Antilles 15.445 (Port to S. America) SIO333 at 2340 by Antonio De Abru-Teixeira in Evesham; HCJB, Ecuador 15.155 (Eng, Fr, Jap to USA 0000-0700) 34333 at 0030 in Morden.

Particularly good reception of R. Australia's 13MHz (22m) broadcasts was noted. Those to Pacific areas via Carnarvon on 13.755 (Eng 1500-2100?) were 44344 at 1725 in Hemel Hempstead and 44344 at 1727 in Oman; to Pacific areas via Shepparton 13.605 (Eng 1900-2130) SIO433 at 1935 by **Alf Gray** in Birmingham; to Asia via Carnarvon 13.705 (Eng, Th 2100-0000) 42443 at 2130 in Bridgwater.

Good reception was also noted from R. Austria Int. via Moosbrunn 13.730 (Ger, Sp, Eng, Fr to Europe 0400-1700) SIO444 at 1100 in Winchester and 13.730 (Ger, Eng, Fr, Sp to Africa 1800-2100) 55544 at 1845 in Worthing; DW via Julich 13.610 (Eng to Africa 1500-1550) SIO343 at 1540 in Rowley Regis; R. Pakistan, Islamabad 13.665

**DXers:-**  
(A) Darren Beasley, Bridgwater.  
(B) Kenneth Buck, Edinburgh.  
(C) Jim Cash, Swanwick.  
(D) Antonio De Abru-Teixeira, Evesham.  
(E) David Edwardson, Wallsend.  
(F) P.R. Guruprasad, Madikwe, S. Africa.  
(G) Chris Haigh, Huddersfield.  
(H) Simon Hamer, New Radnor.  
(I) Sheila Hughes, Morden.  
(J) Rhoderick Illman, Thumrait, Oman.  
(K) Sid Morris, Rowley Regis.  
(L) John Nash, Brighton.  
(M) Sergei Olejnik, Ukraine.  
(N) Fred Pallant, Storrington.  
(O) Peter Perkins, Hemel Hempstead.  
(P) Don Phillips, Bridlington.  
(Q) Hugh Quinn, Co. Kildare.  
(R) Philip Rambaut, Macclesfield.  
(S) Darran Taplin, Brenchley.  
(T) Phil Townsend, E. London.  
(U) Jim Willett, Gimsby.

## Tropical Bands

Freq MHz	Station	Country	UTC	DXer
2.310	ABC Alice Springs	Australia	2030	H
2.325	ABC Tennant Creek	Australia	2030	H
2.485	ABC Katherine	Australia	2030	H
2.560	Xinjiang	China	2335	E
3.215	R. Orange	S. Africa	2000	H,L
3.223	A/R Simla	India	1800	U
3.240	TWR	Swaziland	1815	O,R
3.260	PBS Guizhou Guiyang	China	1500	M
3.270	SWABC 1, Namibia	SW. Africa	1818	R
3.295	Reykjavik	Iceland	2000	H,O,P
3.315	AIR Bhopal	India	1540	M
3.325	FRCN Lagos	Nigeria	2128	E,O,Q
3.355	R. Botswana	Gaborone	1730	P
3.355	AIR Kurseong	India	1530	O
3.365	R. Rebelde, La Julia	Cuba	2008	G
3.365	AIR New Delhi	India	1540	O,P
3.365	GBC Radio 2	Ghana	2130	K,O,P,Q,R,U
3.370	R. Tezulutlan	Guatemala	0140	O
3.380	RRI Malang	Indonesia	2010	G
3.905	AIR Delhi	India	1553	E,O,P
3.915	BBC Kranji	Singapore	1600	J,O,P
3.930	R. Capital	Transkei	2015	U
3.950	PBS Qinghai Xining	China	2300	E,O,P
3.955	BBC Daventry	England	2000	B,I,K,P,Q,T
3.960	RFE/RL Munich	W. Germany	1930	B
3.965	RFI Paris	France	1930	B,I,K,T
3.980	R. Porvenir, Trujillo	Peru	2042	G
3.980	VOA Munich	W. Germany	1830	B,I,K,Q
3.985	R. Beijing, China	via SRI	2200	E,C,P
3.985	SRI Berne	Switzerland	1930	B,I,K,T
3.990	Vo Pujiang, Shanghai	China	1500	M
3.995	OW Cologne (Julich)	W. Germany	1930	B,G,K,Q,T
4.000	Bofoussam	Cameroon	0710	L
4.010	R. Frunze 1	USSR	0000	M
4.035	PBS Xizang Lhasa	Tibet	0005	U
4.040	R. Yerevan 1	USSR	2230	P
4.055	R. Moskva 1 (Kalinin)	USSR	1930	P
4.220	PBS Xinjiang	China	2300	P
4.330	PBS Xinjiang	China	0000	P
4.500	Xinjiang	China	1620	E
4.520	R. Moskva 2	USSR	1730	O
4.600	R. Baghdad	Iraq	1900	L,O
4.635	R. Dushanbe Tadzhib	USSR	0135	O
4.735	Xinjiang	China	2315	E,O
4.740	R. Afghanistan	via USSR	1800	O
4.750	R. Bertoua	Cameroon	2012	N,O,Q
4.755	R. Educ CP Grande	Brazil	0345	L
4.755	Sani Radio	Honduras	2340	U
4.760	Yunnan Kuming	China	2200	O,P
4.760	R. Moscow	USSR	2219	Q
4.765	Brazzaville	PR Congo	1900	I,K,L,N,O,Q,S
4.765	R. Moscow	via Cuba	0140	U
4.770	FRCN Kaduna	Nigeria	1910	C,E,I,K,L,N,O,P,Q,S
4.775	RRI Jakarta	Indonesia	1552	L
4.780	V. Carabobo	Venezuela	0320	J
4.785	R. Baku	USSR	2001	N
4.790	Azad Kashmir R.	Pakistan	0130	P
4.790	TWR Manzini	Swaziland	1800	O,P
4.795	R. Nueva America	Bolivia	0305	L
4.795	R. Douala	Cameroon	1810	L,O
4.795	R. Moscow (Kharkov)	USSR	2000	B,C,I,N,O
4.795	R. Ulan Ude	USSR	2046	G
4.800	PBS Xinjiang	China	2310	O
4.800	AIR Hyderabad	India	1715	J,L,O,Q
4.800	LNBS Lesotho	Maseru	2025	L,N
4.810	R. Yerevan 2	USSR	2112	E,I,L,N,O,P,Q
4.815	R. diff TV Burkina	O'gadougou	2128	N,O,U
4.820	E. Prov Huila	Angola	2110	I
4.820	La Voz Evangelica	Honduras	0325	L
4.820	R. Moskva 4	USSR	2112	I,N,O,P,Q
4.825	R. Moscow	USSR	2112	G,N,P
4.830	Gaborone	Botswana	0845	F
4.830	R. Tachira	Venezuela	0320	L,O,P
4.835	R. Tezulutlan, Coban	Guatemala	0140	O

Freq MHz	Station	Country	UTC	DXer
4.835	RTM Bamako	Mali	2147	E,L,N,O
4.835	RTM Kuching	Sarawak	1450	M
4.840	Hailongjiang, Harbin	China	2144	N
4.840	AIR Bombay	India	1640	M
4.840	R. Andahuaylas	Peru	0228	N
4.845	RTM Kuala Lumpur	Malaysia	1430	M
4.845	ORTM Nouakchott	Mauritania	2012	E,N,O
4.850	R. Yaounde	Cameroon	2100	C,K,L,N,O,Q
4.850	AIR Kohima	India	2148	N
4.850	R. Tashkent 2	USSR	0125	O
4.850	R. Capital, Caracas	Venezuela	0235	U
4.855	RRI Palembang	Indonesia	1630	L
4.860	AIR New Delhi	India	1700	O,P
4.860	R. Moskva 2 (Chita)	USSR	1859	G
4.860	R. Moscow	USSR	1805	B,I
4.865	PBS Lanzhou	China	2240	E,O,Q
4.865	V of Cinaruco	Colombia	0215	L
4.870	R. Cotonou	Benin	2000	N,O,P,U
4.875	Super R. Roraima	Brazil	0200	O,I
4.875	R. Tbilisi	USSR	2100	O
4.880	AIR Lucknow	India	1500	M
4.885	R. Clube do Para	Brazil	0200	L,O
4.885	R. Beijing	China	1540	M
4.885	Voice of Kenya	Kenya	1824	E,J,N,O,R
4.890	RFI Paris	via Gabon	0425	O
4.890	ORTS Oakar	Senegal	1859	L,N,O
4.895	R. IPB AM C Grande	Brazil	0010	D
4.895	Voz del Rio Arauca	Colombia	0210	L
4.895	R. Moscow (Kalinin)	Lithuania	1730	A,N
4.900	V. of the Strait 2	China	2212	L,P
4.900	V de la Rev. Conakry	Guinea	2210	U
4.905	R. Nat N'djamena	Chad	2015	A,N,O
4.910	R. Zambia, Lusaka	Zambia	1740	N
4.915	R. Annanguera	Brazil	0020	D
4.915	PBS Guangxi	China	1500	M
4.915	R. Ghana, Accra	Ghana	2000	K,L,N,O,P,U
4.915	Voice of Kenya	Kenya	1738	N
4.915	R. Cora, Lima	Peru	0200	L
4.925	R. Nacional, Bata	Eq. Guinea	2100	M
4.930	R. Moscow	USSR	1705	A,N,P,Q
4.935	Voice of Kenya	Kenya	1825	K,N,R
4.940	R. Kiev 2	Ukraine	1705	A,G,I,K,N,O,Q
4.958	R. Baku	USSR	1720	A,L,O,P
4.960	AIR New Delhi	India	2229	D,O,Q
4.970	R. Rumbos, Caracas	Venezuela	0120	I,U
4.975	R. Uganda, Kampala	Uganda	1935	N,D
4.980	PBS Xinjiang	China	2300	O,P
4.980	Ecos del Torbes	Venezuela	2323	D,E,L,M,O
4.990	AIR via Madras	India	0000	O,P
4.990	FRCN Lagos	Nigeria	2118	A,I,N,U
4.990	R. Moscow (Yerevan)	USSR	1930	N,D
5.005	R. Nacional, Bata	Eq. Guinea	2001	A,N,O,P
5.005	R. Nepal, Kathmandu	Nepal	1700	L,M,O
5.010	R. Garoua	Cameroon	2150	L,N
5.010	SBC Singapore	Singapore	1350	M
5.025	R. Parakou	Benin	2010	I,L,M,N,O,P
5.025	R. Rebelde, Habana	Cuba	0030	D
5.030	R. Catolica, Quito	Ecuador	0034	D
5.035	R. Bangui	C. Africa	2030	N,U
5.035	R. Alma Ata	USSR	2003	I,L,O,P
5.040	Vos del Upano	Ecuador	0130	U
5.040	R. Tbilisi 1	USSR	1705	L,O,Q
5.045	R. Cultura do Para	Brazil	0038	D,O
5.047	R. Togo, Lome	Togo	2121	A,I,L,N,O
5.050	AIR Aizawal	India	2015	U
5.050	SBC Singapore	Singapore	1350	M
5.055	RFO Cayenne	Fr. Guiana	0115	I,U
5.060	PBS Xinjiang	China	1630	O
5.075	Caracol Bogota	Colombia	0015	U
5.085	R. Pakistan, Karachi	Pakistan	0130	P
5.260	R. Alma Ata 2	USSR	2050	G,L,O,P,Q
5.290	R. Moskva 1 Krasno'k.	USSR	1615	L
5.440	PBS Xinjiang	China	0000	P



# long medium & short



Jim Willett's shack in Grimsby.

(Eng to M. East 1600-1630) 53333 at 1615 in Norwich; KHBI Siapan, N. Mariana Is 13.625 (Eng to SE. Asia, India 1600-2000) SIO243 at 1721 in Guildford; ISBS Reykjavik, Iceland 13.855 (Ic to Europe 1856-1930) heard at 1900 in Bridlington; also 13.855 (Ic to USA 1935-2010) 35434 at 2010 in Kalush, Ukraine; WHRI Noblesville 13.760 (Eng to USA, Europe 1600-0000) 42144 at 2022 in Huddersfield; WCSN, Maine 13.770 (Eng to Europe, M. East, Africa 2000-0000) SIO555 at 2025 in Edinburgh; R. Netherlands via Flevo 13.700 (Eng to W. Africa 2030-2125) 44333 at 2030 in Morden; SRI via Sottens 13.635 (Eng to Africa 2100-2130) 34222 at 2116 in Co. Down; Voice of the UAE in Abu Dhabi 13.605 (Ar, Eng to N. Africa 2200-0000) SIO434 at 2215 in Torquay; RCI via Sackville 13.650 (Eng to Europe 2200-2300) 55555 at 2215 in Brighton.

R. Australia's 11MHz (25m) broadcasts have also been reaching the UK The Shepparton transmission to Asia 11.910 (Chin 1300-1530?) was SIO433 at 1400 in Hereford; to S. Asia via Carnarvon 12.000 (Eng 1430-2100) 43343 at 1602 in Bridgwater.

Many 25m broadcasts are meant for Europe. Those noted came from RTV Sfax, Tunisia 11.550 (Ar 0700-1800) SIO444 at 1125 in Winchester; RCI via Daventry 11.935 (Fr, Eng 1500-1530) SIO454 in Rowley Regis; RFI via Issoudun 11.670 (Fr 1800-2000) 42144 at 1848 in Huddersfield; AIR via Aligarh 11.620 (Hi, Eng 1845-2230) 55454 at 1850 in Worthing; R. Beijing, China 11.500 (Eng 2000-2200) 43233 at 2031 in Swanwick; R. Portugal, S. Gabriel 11.740 (Eng 2000-2030) SIO322 at 2010 in Birmingham; R. Damascus, Syria 12.085 (Eng 2005-2105) 55545 at 2013 in Norwich; R. Cairo, Egypt 12.050 (Ar 0700-0000, also to M. East, E. Africa) SIO455 at 2035 in Edinburgh; Voice of Israel, Jerusalem 11.585 (Eng 2000-2030, also to USA) 55544 at 2020 in Brenchley; R. Japan via Moyabi 11.735 (Eng 2300-0000) 33133 at 2323 in Co. Down.

During the day there are numerous broadcasts to other areas. Among those logged were RFO Papeete, Tahiti 11.827 (Fr, Tah to SE. Pacific 1600-0930) SIO232 at 0600 in New Radnor; VOA via Tinang 11.715 (Eng to E. Asia 1200-1330?) 22532 at 1310 in Brighton; Voice of the Mediterranean, Malta 11.925 (Eng, Ar to N. Africa 1400-1600) heard at 1400 in Bridlington; FEBC, Philippines 11.685 (Eng to SE. Asia 1430-?) 33433 at 1430 in Ukraine; DW via Kigali 11.965 (Eng to Africa, M. East 1500-1550) 54344 at 1510 in S. Africa; KSDA AWR Agat, Guam 11.980 (Chin, Jap, Eng to C/E. Asia 0900-1700) SIO222 at 1630 in Rotherham; RSA Johannesburg 11.880 (Eng to Africa 1600-1800) SIO433 at 1700 by Fred Pallant in Storrington and 33333 at 1710 in Oman; KHBI, N. Mariana Is 11.580 (Eng to NE. Asia, S. Asia, India, E. USSR 1600-1800) SIO333 at 1752 in Macclesfield; King of Hope, Lebanon 11.530 (Eng 2000-2200) heard by Roy

Patrick in Derby; Voice of Indonesia, Jakarta 11.752 (Eng 2000-2100) 32232 at 2047 in Hemel Hempstead; R. Globo, Brazil 11.805 (Port to S. America 0900-0300) SIO142 at 2107 in Guildford; Voice of Israel, Jerusalem 11.605 (Eng to USA? 2230-2300) SIO434 at 2230 in Torquay; R. Dif. Nacional Bogota, Colombia 11.821 (Sp, Eng to S. America 0930-0500) SIO333 at 2310 in Evesham; R. Prague, Czechoslovakia 11.990 (Eng to USA 0000-0030) SIO444 at 0000 in Bristol.

Good 9MHz (31m) DX reception has been noted in the UK. The signals from R. New Zealand Int. to Pacific areas on 9.700 (Eng 0730-1210) have often reached here. A typical rating of SIO433 was noted in Hereford at 0930. Two of R. Australia's broadcasts have also been heard: 9.770 via Shepparton (Eng to Asia 1430-?) SIO333 at 1430 in New Radnor; 9.860 via Carnarvon (Eng to Asia 1430-2100) SIO353 at 1449 in Guildford and 34333 at 2040 in Hemel Hempstead.

Quite a few of the broadcasts to Europe were mentioned: DW via Antigua 9.690 (Ger 0800-1000, also to Aust, NZ) 32133 at 0900 in Huddersfield; R. Norway, Oslo 9.590 (Eng 1300-1330 Sat/Sun, also E. Africa) SIO544 at 1305 in Hereford; R. Polonia, Warsaw 9.640 (Eng 1600-1630) SIO332 at 1627 in Gt. Yarmouth; BBC via Skelton 9.410 (Eng 0915-2200) SIO344 at 1830 in Rowley Regis; R. Tirana via Lushnje 9.480 (Eng 1830-1900) 55555 at 1832 in Brighton; REE via Noblejas 9.875 (Eng 1900-2000) 42222 at 1950 in Swanwick; VOIRI, Iran 9.022 (Eng 2000-?) 44333 at 2000 in Co. Down; R. Pyongyang, Korea 9.345 (Eng 2000-2100, also to M. East, Africa) 34433 at 2035 in Wallsend; Voice of Vietnam, Hanoi 9.840 (Eng 2030-?) 44433 at 2045 in Brenchley; R. Kiev, Ukraine 9.865 (Eng 2100-2200) SIO433 at 2100 in Sheffield; R. Cairo, Egypt 9.900 (Eng 2115-2245) 32332 at 2130 in Bridlington; VOFC, Taiwan 9.852 (Eng 2200-2300) 43443 at 2200 in Morden; R. Sofia, Bulgaria 9.700 (Eng 2300-2330) SIO555 at 2300 in Edinburgh.

A few to other areas were also noted: BBC via Limassol 9.660 (Eng to M. East 0500-0730, 0900-1130; also 0730-0815 Sat/Sun) 42553 at 0750 in Northwich; SRI via Schwarzenburg 9.560 (Eng to Australia, Pacific areas 0830-0900) 54554 at 0855 in Bridgwater; DW via Kigali 9.735 (Eng to Africa, M. East 1500-1550) 43232 at 1500 in Oman; Voice of UAE in Abu Dhabi 9.600

(Eng, Ar to USA 2200-0200) SIO434 at 2230 in Torquay; R. Rumbos Caracas, Venezuela 9.660 (Sp 0855-0600) SIO333 at 2350 in Evesham; R. Yugoslavia, Belgrade 9.555 (Eng to USA 0230-0315) 54344 at 0230 in Norwich.

Amongst the 7MHz (41m) logs were RSA Johannesburg 7.270 (Eng to Africa 0400-0500) 43333 at 0405 in Norwich; WHRI Noblesville 7.315 (Eng to USA 0000-1100) 44444 at 0800 in Morden; KTBN Salt Lake City 7.510 (Eng to USA 0200-1600) at 0900 in Bridlington; VVWCR Nashville 7.490 (Eng to USA 0730-1200) SIO333 at 0931 in Macclesfield; R. Australia via Brandon 7.240 (Eng to SE. Asia 1100-2100) SIO232 at 1430 in New Radnor; R. Beijing, China 7.420 (Rus to USSR 1800-2000) SIO434 at 1845 in Winchester; AIR via Aligarh 7.412 (Eng, Hi to Europe 1845-2045) 43454 at 1910 in Northwich; R. Korea, Seoul 7.550 (Kor, Ar, Eng to M. East, Africa 1700-2130) 42332 at 2030 in Bridgwater; Voice of the UAE in Abu Dhabi 7.215 (Eng to USA 2200-0000) SIO444 at 2315 in Rotherham.

Broadcasts in English to Europe were noted in the 6MHz (49m) band

from R. Austria Int via Moosbrunn 6.155 (0830-0900) SIO444 in Bristol; R. Netherlands via Flevo 5.955 (1430-1525) SIO555 in Rowley Regis; R. Austria Int via Moosbrunn 5.945 (1830-1900) SIO333 in Birmingham; BRT via Wavre 5.910 (1900-1925) heard in Bridlington; R. Sweden via Karlsborg 6.065 (1930-2030) 54333 in Swanwick; R. Pyongyang, Korea 6.576 (2000-2050) 24322 in Co. Down; R. Prague, Czechoslovakia 5.930 (2100-2130) SIO333 in Elgin; R. Riga, Latvia 5.935 (2130-2135) 44444 in Morden; SRI via Schwarzenburg 6.190 (2230-2300) 54554 in Bridgwater.

Also logged were Xinjiang, China 5.800 (Uig to China 2300-0200) 34333 at 2320 in Derby; R. Santa Cruz, Bolivia 6.135 (Sp 0900-0100) SIO232 at 2350 in Evesham; R. Caracol, Bogota, Colombia 6.150 (Sp 24hrs) 35443 at 0315 in Brighton.

## Station Addresses

BBC Radio Nottingham, York House, Mansfield Road, Nottingham NG1 3JB.  
ILR Radio Wyvern (WYVN), 5-6 Barbourne Terrace, Worcester WR1 3JZ.

ABC, Box 9994, GPO 4001 Brisbane, Australia.

Radio Thailand, External Service, Government Public Relations Dept, Rajchadamnern Klang Rd, Phra Nakhon Region, Bangkok 10200, Thailand.

Radio CHAM, 151 York Blvd, Hamilton, Ontario, L8R 1Y6, Canada.

Radio WEVD, 770 Broadway, New York, NY 10003, USA.

## Equipment Used

Darren Beasley, Bridgwater: Philips D2935 + loop or a.t.u. + 10m wire.  
Kenneth Buck, Edinburgh: Lowe HF-225 + loop or r.w. in loft.  
Tim Bucknall, Congleton: Sony ICF-2001D + AN-1.  
Jim Cash, Swanwick: Kenwood R5000 + trap dipole.  
Bill Clark, Rotherham: Sony ICF-SW7600 + built-in whip or r.w.  
John Coulter, Winchester: Yaesu FRG-7 + r.w.  
Ron Damp, Worthing: Racal RA17 + 30m inverted V dipole.  
Antonio De Abreu-Teixeira, Evesham: Sony ICF-2001D + 9.5m wire.  
David Edwardson, Wallsend: Trio R600 + inverted V trap dipole.  
Alf Gray, Birmingham: Codar CR70 + PR30 + a.t.u. + Ex-Army whip.  
P.R. Guruprasad, Madikwe, S. Africa: Sony ICF-7600DA + built-in whip.  
Chris Haigh, Huddersfield: Lowe HF-225 + Lowe Balun + r.w.  
Simon Harmer, New Radnor: Sony ICF-2001D + a.t.u. + r.w. or loop.  
Francis Hearne, Bristol: Sharp GFA3 cassette radio + r.w.  
Sheila Hughes, Morden: Sony ICF-7600DS or Panasonic DR48 + 15m wire.  
Rhoderick Illman, Thurrait, Oman: Sony ICF-7600DS + whip or 23m wire.  
Cyril Kellam, Sheffield: Sony ICF-7600DS + AN-1 or 25m wire.  
Bryan Kimber, Hereford: Zenith R7000 or Realistic SX190 + 20m wire.  
Eddie McKeown, Co. Down: Tatung TMR-7602.  
George Millmore, Wootton, IDW: Tatung TMR-7602 or Racal RA17L + v.l.f. converter + loop.  
Sid Morris, Rowley Regis: Kenwood R5000 + 31m wire.  
John Nash, Brighton: Kenwood R5000 + Lowe Balun + r.w.  
Sergei Dlejnik, Kalush, Ukraine: Ishim-003 + 70m wire.  
Fred Pallant, Storrington: Trio R2000 + r.w. in loft.  
John Parry, Northwich: Realistic DX-400 + 33m wire.  
Roy Patrick, Derby: Lowe HF-125 + 44m wire.  
Peter Perkins, Hemel Hempstead: Icom R72 + a.t.u. + 17m wire.  
Don Phillips, Bridlington: Yaesu FRG-8800 + a.t.u. + 12m wire.  
Hugh Quinn, Co. Kildare: Lowe HF-225 + FRT-7700 + 15m wire in loft.  
Richard Radford-Reynolds, Guildford: Sangean ATS-803A + 6m wire.  
Philip Rambaut, Macclesfield: Int. Marine Radio R-700M + r.w.  
Chris Shorten, Norwich: Matsui MR-4099 + 10m wire.  
Cliff Stapleton, Torquay: Trio R1000 + dipoles or 25m wire.  
Darran Taplin, Brenchley: Yaesu FRG-7700 + FRA-7700 or FRT-7700 + Zepp.  
Phil Townsend, London: Lowe SRX-30 + a.t.u. + r.w.  
Ted Walden-Vincent, Gt. Yarmouth: Grundig Satellit 1400L + r.w.  
John Wells, E. Grinstead: RCA AR88D + Loop.  
Jim Willett, Grimsby: RCA AR77 + 4m loop or Trio 9R-59DS + a.t.u. + X dipole.  
Julian Wood, Elgin: Kenwood R2000 + Yaesu FRT-7700 a.t.u. + 6m wire.

# watching brief

Andy Emmerson G8PTH  
71 Falcutt Way, Northampton NN2 8PH

In the last column we touched on the cheapest amateur television band, 10GHz. Of course, to achieve worthwhile results you do need to know what you are doing and a seasoned 10GHz operator Bob Platts G8QZP has provided a digest of ways of getting started.

## More ATV on the Cheap

Bob estimates there are around a dozen active ATVers using 10GHz (or 3cm) equipment, with a lot of interest being shown by others. Equipment performance surprises most people: a reasonably simple transmitter/receiver combination into a medium sized dish (30in diameter) should give contacts of up to 50km over a line of sight path. A good system will work even better, say up to 100km with the same size of dish. Then again, a souped-up state-of-the-art system will achieve even more.

With all this we are assuming a low-power transmitter using a doppler radar module. With higher transmitter power or more antenna gain you could start to operate non line-of-sight paths, relying on scatter, though phasing could do funny things to your picture, due to multipath effects. Even the most basic system should achieve 4 to 5km contacts on a line-of-sight path.

## Down to Basics

So what is this typical basic system? The transmitter can be a surplus Solfan or AEI gunn diode oscillator, the sort you can now buy at rallies for as little as £5. Alternatively you could build one yourself following the instructions in the RSGB *VHF/UHF Manual* or the Microwave Society's publication. Either way you should be able to produce 8 to 12mW at 10.250GHz (the TV simplex frequency). Surplus gunn diodes are often available from Birketts of Lincoln.

The Gunn oscillator needs a stable 6 to 9 volt supply with the video signal superimposed on it (about 100mV peak-

to-peak for the Solfan). An excellent modulator circuit is described in the BATC's *ATV Compendium* and a printed circuit board is available from BATC members' services. Modulators designed for use in voice Gunn diode transmitters are not really suitable, suffering from lack of bandwidth and pre-emphasis.

On the receive side you can start off by using Gunn oscillators feeding an inline mixer. This is the same as used on 10GHz f.m. voice rigs and several designs are available (RSGB handbook again or Microwave Society). You can use an IF of around 39MHz and follow this with 40 to 60dB of i.f. amplification (which must be wideband). This is then fed into the BATC's design of f.m. demodulator (again, a p.c.b. is available). This produces video ready for connecting to a normal video monitor.

More advanced receivers use double conversion with a tunable first i.f. in Band IV/V and a TV tuner. Again the second i.f. is at 39MHz, feeding a BATC demodulator. The first mixer and local oscillators use dielectric resonant oscillators (DROs) for stability and low noise, feeding a balanced or very low noise mixer diode. You also need an input filter to reduce image noise. A modified Ku-band LNB could also be used (see state-of-the-art system below).

## An Advanced System

Let's turn now to a state-of-the-art system, bearing in mind of course that the state-of-the-art is changing constantly! The basic systems already described can be a lot of fun and provide an excellent grounding in the band and the ATV mode. But for the real addict, devices are now available to allow the design and construction of high-performance designs.

The transmitter starts off with a 94MHz crystal oscillator multiplied by bipolar devices to around 2GHz, then



This cheerful looking chap is DJJG as received in P4 colour near Margate, Kent. Ron G6GHP took the photo during a period of enhanced propagation - the hook-up was on the 24cm band using f.m.

quadrupled by a GaAsf.e.t. amplifier to 9GHz. This is mixed in a GaAsf.e.t. mixer with a phase-locked source of 1.250GHz modulated with video. The resulting 10.250GHz is filtered and amplified by GaAsf.e.t.s to the required output level (half-watt devices are readily available on the amateur market in the USA).

Our receiver employs a Ku-band satellite LNB modified for use on 10.250GHz input and 1.2GHz output. A normal satellite TV receiver can then be used, alternatively the 1.2GHz i.f. can be amplified by GaAsf.e.t.s and passed through a bandpass filter into a GaAsf.e.t. mixer together with a 730MHz crystal-controlled source. The resulting 470MHz second i.f. is delivered via bandpass filters and four MMIC amplifiers to a 470MHz p.i.l. demodulator.

## Repeaters

The new 3cm repeater GB3XT for the Burton-on-Trent area is intended to use the system just described, under the control of a microcontroller designed by Trevor G8CJS. The input to GB3XT will be 10.250GHz, the output on 10.150. The receive antenna will be a 20dB gain collinear and the transmit antenna a sectional horn. Initially the signal will be beamed north and with no input signal the unit will revert to

beacon mode, providing an accurate signal for test purposes.

At the moment a lot of Ku-band equipment is appearing on the surplus market as home satellite systems become more sophisticated. Obviously the dishes have a use, either with a centre feed (penny or scalar) or with an offset feed (like the Amstrad) with a suitable horn. A 1m dish can achieve 36dB gain, enabling a half-watt transmitter to achieve an effective radiated power (e.r.p.) of 2kW! Even a 10mW source becomes a very respectable 40W.

Some of the surplus LNBs can be converted (look for names like the Skyscan model L1 and the Echostar LNB1905), though the Amstrad ones are definitely unsuitable. Satellite receivers can often be used if the bandwidth is reduced and the video output provided with extra gain. With all this Bob predicts a good future for ATV on 3cm!

## Sign-off

Remember, if there are any topics you would like covered in this column, please write in and tell us. A stamp won't cost you much and your letters are most welcome!

## THE UP-TO-DATE NEWS & INFORMATION SERVICE FOR THE LISTENING ENTHUSIAST

RADIO LINE

0898 654676  
UPDATED EVERY SATURDAY

RADIO LINE

Calls charged at 36p per minute cheap rate,  
48p per minute at all other times.



# KW

## COMMUNICATIONS

Chatham Road, Sandling  
Nr Maidstone, Kent ME14 3AY

Telephone: 0622 692773

Fax: 0622 764614



Instant credit available  
Mail/telephone order by cheque  
or credit card (E & OE)

KW Communications is back in business! After a brief "rest" and under new ownership and management that understands the needs of the listener, KW will be offering the shortwave listener and scanning enthusiast a wider range of equipment and accessories, carefully hand picked to ensure quality and value for money. Whatever your interests are, be it chasing tropical DX on the shortwave broadcast bands or checking the progress of Concorde over the Atlantic, we have the receiver for you - from the fabulous new Lowe HF150 to the truly superb JRC NRD-535. We also stock an enormous range of scanning receivers for monitoring air band, marine, amateur radio and other local VHF and UHF frequencies. We've got hand held, mobile and base station scanners from Signal's R537S airband receiver to the sophisticated Icom R7100. We stock a wide range of accessories including antennas, preamps, books and frequency guides and of course our experience to help you get the best from your equipment. Call in and see the widest range of equipment in the largest shortwave centre in the south east.



JRC NRD535  
£1099



LOWE HF150  
£329



KENWOOD R2000  
£549



ICOM R72E  
£659



ICOM R7100E  
£1120



AOR AR3000A  
£765



AOR AR2000  
£269



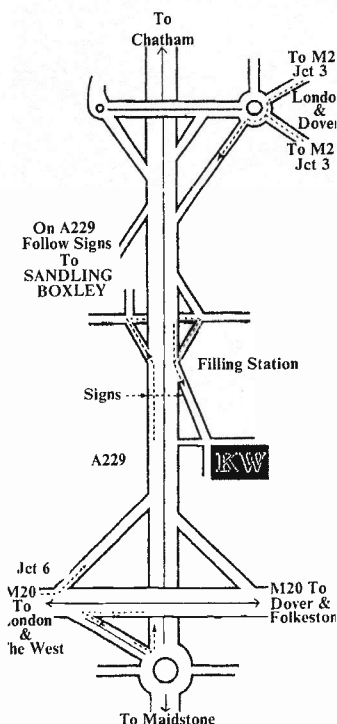
ICOM R100  
£510



HF225  
£429

### DON'T FORGET

We also have a range of pre used equipment - all fully warranted - and we'll be happy to take your receiver or scanner in part exchange. Simple, speedy mail order - ring for details



### SCANNING RECEIVERS

**ALINCO**  
DJX1 New! .....£269.00

**ICOM**  
R1 Micro size scanner.....£369.00  
R100 Excellent mobile.....£510.00  
R7100E .....£1120.00  
R9000E .....£4080.00

**AOR**  
AR3000A New improved.....£765.00  
AR2002 Old favourite .....£395.00  
AR2800 .....£395.00  
AR2500 Ask about software!.....£419.00  
AR2000 .....£269.00  
AR1500 Handheld inc. SSB!.....£299.00

**SIGNAL**  
R537S Tuneable airband RX .....£59.95  
R550 40 ch airband.....£129.00  
R535 VHF, UHF airband.....£254.00

**WIN**  
WIN108 Free binoculars!.....£179.00

**YUPITERU**  
MVT7000 Great handheld .....£289.00  
VT125UK Airband scanner.....£179.00

**FAIRMATE**  
HP2000 Same spec AR2000 .....£259.00

**SONY**  
AIR7 Airband, AM/FM PSB....£229.00

**YAESU**  
FRG9600 Old faithful with SSB....£520.00

### ACCESSORIES

**NEW FROM MALDOL**  
"ACTION HUNTER" series of wide band set top and mobile antennas to suit most scanners. Also TX on ham and cellphone! Call for details.

JIM M75 Scanner preamp .....£69.95  
JIM PSU101 Base stand/charger.....£29.95  
D505 Active mobile ant .....£69.95  
D707 Active base ant .....£99.95  
D130N Wide band discone.....£81.00  
REVCONE Low cost discone.....£39.95  
Headphones .....from £9.95  
TCM 84V Voice activated recorder.....£34.95  
Magnetic longwire balun .....£36.00  
AT1000 SWL ATU .....£79.00

Plus all the books, frequency guides, connectors, insulators, aerial wire and coax to compliment your equipment.

### SHORTWAVE RECEIVERS

**KENWOOD**  
R2000 .....£549.00  
R5000 .....£895.00

**ICOM**  
R72E .....£659.00  
R71E .....£875.00

**YAESU**  
FRG8800 .....£649.00

**SONY**  
SW1E .....£149.95  
SW7600 .....£149.95  
2001D .....£279.95  
SW77E .....£339.95

**JRC**  
NRD535 .....£1099.00

**LOWE**  
HF150 .....£329.00  
HF225 .....£429.00

**OPENING HOURS:**  
**MONDAY-SATURDAY**  
9.30am-6pm  
(MON open 10am,  
SAT close 5pm)

# H-T POWER FOR LIFE!



The Quantum Ham Battery™ may be the last rechargeable battery you'll purchase. Its 12 volt 2.1 amp hour capacity packs up to six times the power of H-T nicad packs. A simple coiled cord connects Quantum's power to your H-T. If you buy another H-T just get another cord - without the additional cost of new batteries and chargers. The Ham Battery will power all sorts of 12 volt gear - past, present and future. You'll always know how much power remains.



The battery's status is continuously monitored by a unique L.E.D. display. Its sealed lead cells maintain charge for months and recharge reliably to 100% capacity without the "memory" effect of nicads. You'll have the power you need when you need it - for emergencies, events, field day, camping, boating, camcorders, cellular phones... even two at once with dual outputs. Discover what so many other hams have already discovered: the ultimate solution for long lasting H-T



THE NAME IN INNOVATIVE COMMUNICATION PRODUCTS  
NORTHERN MARKETING CONCEPTS  
UNIT 1, 26 WOODLANDS ROAD, RILINGTON, MALTON, NORTH YORKSHIRE, YO17 8LD  
TELEPHONE: 09442-8887 MON-SAT 9-6 CALLERS BY APPOINTMENT ONLY

2 NEW BOOKS

## World Press Services Frequencies • New 5th Edition •

Receive RTTY news services from around the world and obtain information that is uncensored and unedited.

In addition to listing hundreds of frequencies and transmission times this new edition contains all needed information on antennas, receivers, terminal units, monitors, and how to receive most of the world radioteletype news and press services. (84 pages A4).

Be better informed on world events and happenings, hours and even days in advance of radio, TV or newspapers.

Price only £8.95 plus £1.00 UK postage. Overseas post £1.50



## Directory of Military Aviation Communications (VHF/UHF) Europe, North Africa, Middle East

War games ... in-flight refuellings ... interception of Soviet BEAR reconnaissance bombers off our coasts ... elite military demonstration teams performing at air shows ... secret coded broadcasts to strategic bombers on airborne alert. These are some of the reasons why monitoring military aircraft radio communications is one of the most challenging, exciting and interesting activities. Nowhere else can you find the action, variety and drama that are the routine, everyday traffic heard in military aviation radio.

This is the first comprehensive directory to list military aircraft radio communication frequencies for all of Western Europe, North Africa and the Middle East. Not only lists over 6000 frequencies 30-400MHz, but a guide to monitoring, locations, details of users and maps have been included. (154 pages A4).

This book is a must for anyone with a scanner!

Price only £17.75 plus £2.00 UK postage. Overseas post £2.50.

Please send SAE for 1992 catalogue

**AXDON BOOKS, SN91, 32 Athol Street,  
Perth PH1 5NP**

Tel: 0738 30707 Fax: 0738 43725



# MARTIN LYNCH

G4HKS

THE AMATEUR RADIO EXCHANGE CENTRE

286 Northfield Avenue, Ealing, London W5 4UB. Tel: 081 566 1120 Fax: 081 566 1207

## ANNOUNCING THE NEW ICOM ICR-7100HF



FROM CHRIS PARNELL, THE SKILLED DEVELOPMENT ENGINEER WHO ORIGINATED THE ICOM ICR-7000HF, MARTIN LYNCH CAN NOW OFFER THE NEW ICR-7100HF.

After months of specialist engineering, I can now offer the receiver with a frequency range of 50kHz to 2000kHz. By pressing the original dimmer button on the front panel, the ICR-7100 transforms into a high performance HF receiver in addition to its VHF/UHF capabilities. You do not have to guess at the display like other attempts at the modification. 14.200.00MHz reads as displayed. Employing a modified version of the ICR-7000HF module, Icom UK have approved the installation so you have total peace of mind.

AT ONLY £1120 INCLUDING VAT,  
THE NEW ICR-7100HF IS AVAILABLE FROM  
STOCK.

PART EXCHANGE WELCOME.  
**081-566 1120**

In addition to new transceivers and accessories, don't forget I still have the largest selection of used equipment available in the UK. I am very willing to take your equipment in part exchange - Phone with your requirements NOW!

BUYING  
OR SELLING...  
DIAL  
081-566 1120  
NOW!

ALINCO

YAESU

KENWOOD

ICOM

AMSTRAD

STANDARD

Authorised Dealer

Martin Lynch is a Licensed Credit Broker.  
Full written details upon request. Typical APR 32.9%  
**PHONE 081-566 1120**

For fast mail order Tel: 081-566 1120.  
Please add £10.50 for 48 hour delivery.  
SHOP OPENING HOURS: Tuesday - Saturday 10 - 6pm.  
24 hour Sales HOT LINE 0860 339 339 (after hours only.)  
FAX order line open 24 hours.



# ICOM

# SUPER HAMSTORES

ICOM (UK) Ltd. have opened two excellent ham retail stores in Birmingham and Herne Bay, Kent and we don't think you will find anything to beat them!

Our Birmingham store is under the management of Gordon G3LEQ ably assisted by John G8VIQ, the Herne Bay store is managed by Chris G8GKC. All have years of experience in Amateur Radio sales and will give a friendly service and a good supply of coffee.

Both stores have a full range of amateur products. We also have liquidated stock from the old KW Communications Ltd available at rock bottom prices. This includes such top brand names as Kenwood, Yaesu and Tentec. We have taken over the retail side of Ray Withers Communications who continue to trade in commercial and broadcast radio systems.

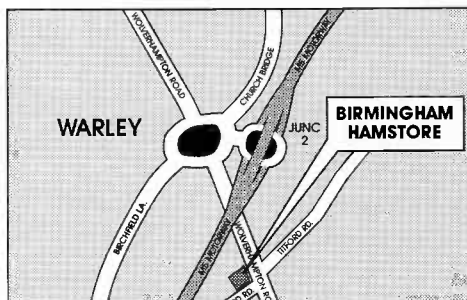
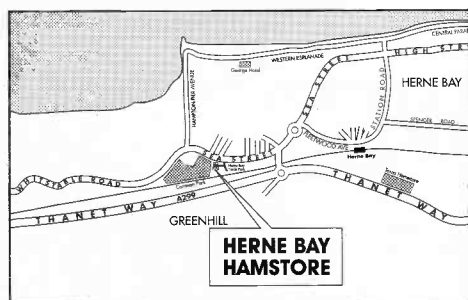
The Birmingham Store is in the same location as Raycom - just off Junction 2 on the M5. Our Herne Bay store is at ICOM headquarters.

Part exchanges are welcome and all major credit cards accepted. There are also certain Privilege Member Cards which will be honoured!

Opening times for both stores: 09:00 - 17:00 Tuesdays to Saturdays

## HERNE BAY

## BIRMINGHAM



Unit 8, Herne Bay West Industrial Estate, Sea Street, Herne Bay, Kent CT6 8LD  
Telephone: (0227) 741555, Fax: (0227) 741742

International House, 963 Wolverhampton Rd, Oldbury, West Midlands B69 4RJ  
Telephone: 021 552 0073, Fax: 021 522 0055



# WINTER 1991/1992 CATALOGUE

# OUT NOW!

- 100's of price reductions throughout the catalogue
- 200 pages
- Latest new products
- £££'s worth of discount vouchers
- On sale from 14th November at most large newsagents or directly from **Cirkit**



**£1.70**  
plus 30p postage

# Cirkit

**CIRKIT DISTRIBUTION LTD**

Park Lane · Broxbourne · Hertfordshire · EN10 7NQ  
Telephone (0992) 444111 · Fax (0992) 464457



# STEPHENS-JAMES LTD.

47 WARRINGTON ROAD, LEIGH, LANCS. WN7 3EA  
Telephone (0942) 676790

Turn at the Greyhound Motel on the A580 (East Lancs. Road)

## KENWOOD RANGE

TS950SD HF Transceiver.....	£2995.00	TR751E 2m Multimode Mobile Transceiver.....	£612.02
TS950S HF Transceiver.....	£2299.00	TR851E 70cm multimode Transceiver.....	£699.00
SP950 Filtered Speaker.....	£89.45	TM241E 50watt 2m Transceiver.....	£295.25
SM230 Station Monitorscope.....	£789.00	TM441E 35watt 70cms Transceiver.....	£325.98
DRU2 Digital Speech Recorder Unit.....	£88.00	TM702E 25watt 2m/70cm Transceiver.....	£458.76
MC60 Desk Microphone.....	£90.00	TH26E 2m FM Handheld.....	£254.00
TS450S HF Transceiver.....	£1150.00	TM74E Tri-band VHF/UHF mobile.....	£729.00
TS450SAT with auto ATU.....	£1298.00	TM531E 23cm Mobile 10/1 watt Transceiver.....	£415.00
TH77E Dual Band.....	£395.00	TH7025E Dual Band 25 watt Mobile.....	£455.00
TS850 HF Transceiver.....	£1399.00	TH405E 70cm Handheld FM Transceiver.....	£263.00
AT850 Auto Tuner.....	£147.73	R5000 General Coverage Receiver.....	£894.02
PS52 Heavy Duty PSU.....	£235.00	VC20 VHF Converter 108-174MHz.....	£170.85
SP31 Speaker.....	£84.84	R2000 General Coverage Receiver.....	£607.93
DS100 Digital Processor.....	£429.13	VC10 VHF Converter 118-174MHz.....	£165.46
TS450S HF Transceiver.....	£1099.00	H55 De Luxe Headphones.....	£38.35
TS690S HF Transceiver.....	£1299.00	TS790E Dual Band Transceiver.....	£1527.50
PS50 20 Amp Power Supply.....	£227.33	LF30A Low Pass Filter.....	£32.96
AT250 Automatic Antenna Tuning Unit.....	£373.96	SP50 Mobile Speaker Unit.....	£20.86
AT230 Antenna Tuning Unit.....	£213.20	TH77E Handheld Transceiver.....	£395.00
TL922 HF Linear Amplifier.....	£1495.50		
MC50 Base Station Microphone.....	£47.08		
MC60A De Luxe Desk Microphone.....	£90.13		

Also stockists for

## JAYBEAM - MFJ - AOR - CUSHCRAFT - TONNA - WELZ - DIAMOND - DIAWA - GLOBAL - G-WHIPS - HY-GAIN

Full range of aluminium tubing, clamps, power supplies, SWR meters, antenna, mobile rotators, scanning receivers (hand held and mobile).

Full range of publications

S.A.E. for enquiries - secondhand list - POSTAGE carriage at cost

Shop hours



Monday-Friday 9.30am-5pm Saturday 9.30am-4.30pm



# SIGMA EURO-COMM

Importers of Communication Equipment  
Manufacturers of Antennas & Accessories  
AMATEUR - SCANNERS - ANTENNAS - CB

★  
N  
E  
W  
★



### AR1000 XLT HAND HELD

Frequency Coverage 500kHz-1300MHz No gaps.  
AM/NFM/WFM Supplied with the following accessories: ♦ Wide band whip aerial for VHF & UHF ♦ AC Charger ♦ 12V DC Lead & cigar lighter plug for mobile use ♦ 4x AA Nicad batteries ♦ Soft case & strap ♦ Earphone **£229.00 + p&p**



### AR2800 Mobile/Base

500MHz-1300MHz  
AM/NFM/WFM & SSB **£350.00 + p&p**

### AR2500 Mobile/Base

1MHz-1500MHz  
**£360.00 + p&p**

MOBILE SCAN ANTENNA + magnet **£19.95**

Twin coil 25 to 1300MHz available with PL or 3/8 fitting.

**FREE with all Scanners solid via Mail Order - DISCONE ANTENNA**



### SIGMA SE1300

20-1300 MHz Receive  
Transmit 50, 144, 430,  
900, 1200 MHz input  
power rating: 200 watts  
input impedance: 50 ohms.  
**£49.00 + p&p**



### SIGMA SE700

70-700 MHz Receive  
Transmit 70-500 MHz  
Max Power on transmit  
500 watts impedance  
50 ohms.  
**£22.00 + p&p**

Mail Order: Cheques and P.O. made payable to Sigma Euro-Comm.

TRADE ENQUIRIES WELCOME


After 6pm and Weekends 021 705 3441 and 0922 414836

Sigma Euro-Comm, Unit 14, 272 Montgomery St., Birmingham Enterprise Units, Sparkbrook, Birmingham B11 1DS. Tele/Fax: 021 766 8146

# DEWSBURY ELECTRONICS


## SUPA-TUTA

To teach you  
morse  
quickly  
**£69.95**




## SUPA-TUTA PLUS

To teach you  
morse with  
keyer  
**£75.00**



## SUPA-KEYA

The most  
friendly keyer  
around  
**£99.95**




## PRICE LIST

Bencher BY-1 Black Base.....	£59.95
Bencher BY-2 Chrome Base.....	£69.95
Vibroplex Original Deluxe.....	£96.88
Vibroplex Iambic Deluxe.....	£90.89
Star Masterkey MkII.....	£59.95
CMOS Memory Keyer.....	£95.00
Easy Reader DM-1000.....	£199.95

## SUPA-TUNA

Makes selecting  
frequencies  
easier  
**£67.50**



Post & Packing **£3.50**  
VAT included on all items at 17.5%

Stockists of DIAWA - VIBROPLEX - ICOM -  
YAESU - KENWOOD - JRC - WAVECOM

## DEWSBURY ELECTRONICS,

176 LOWER HIGH STREET,  
STOURBRIDGE,  
WEST MIDLANDS DY8 1TG  
Tel: (0384) 390063/371228  
Fax: (0384) 371228





# Weather Satellites

Timestep have been producing inexpensive weather satellite equipment for 7 years. Following our success in both the UK and North American education market, we are now bringing our expertise to the amateur satellite user. All of our equipment is designed, built and fully supported in Britain, by Timestep engineers.

Lawrence Harris uses Timestep equipment for his column in Short Wave Magazine. Les Currington who received the first Chinese Feng Yun image and presented it to Chinese Diplomats, also uses Timestep equipment.

## PCSAT III

This innovative package will receive NOAA, METEOR, OKEAN, FENG YUN, METEOSAT, GOES and GMS. All images are received automatically on any PC with CGA, EGA, VGA or SVGA display.

Zoom, Pan, Contrast Stretch, False Colour, and Laser Print are just some of the features this system offers. Extensive filtering and a precision A-D are used on an internal PC Half Card, for superior image quality.

Animation from Meteosat is no mere gimmick! The atmosphere is a fluid in constant motion. Follow the dynamic progress of storms and cloud cover, on up to 100 full frames continuously animated images!

The really important feature is the ability to display in 800 pixels 600 lines and 256 colours, all at the same time. Some other systems will display 256 colours but only in far less resolution. Nearly all VGA and SVGA graphic cards are supported.

Full Satellite Resolution is received and stored by the system in a massive 512Kb file. This enables the stunning image quality and image processing.

Only £199.00 inc VAT & postage  
Upgrade for £99.00 and your PC GOES in exchange.

## Meteosat Receivers

Meteosat Yagi	£124.95
Meteosat Preamplifier	£92.00
20m Meteosat cable	£16.00
Meteosat receiver	£199.00
PCSAT III cable	£9.95
PCSAT III system	£199.00

Complete Meteosat system as above only £640.00 inc.

## Polar Systems

We produce a professional scanning receiver for NOAA, METEOR, OKEAN and FENG YUN; and low cost antenna systems. INSTANT TRACK is the ultimate Polar tracking program for up to 200 satellites at £24.95 inc.

## Computers

We can supply PCs to any specification at really good prices. Call us if you need details or if you want to purchase a complete "turnkey" solution.

**Call or write for a full catalogue.**

**Timestep Weather Systems**  
Wickhambrook Newmarket  
CB8 8QA England  
Tel 0440 820040 Fax 0440 820281

# RADIO SHACK



## AR3000A

The latest full coverage receiver/scanner covering all frequencies from 100 kHz to 2036 MHz. Available from stock **£765.00**

## SCANNERS FROM RADIO SHACK

AR-950	Base/mobile scanner	£199.95
AR-2000	Series II 0.5-1300MHz, 1000 memories	£269.00
AR-1500	NEW - as above, with SSB	£299.00
AR-2002	25-550 & 800-1300MHz	£399.00
AR-2500	Base/Mobile 5-550 & 800-1300 MHz RS232	£419.00
AR-2800	Base/Mobile 0.5-600 & 800-1300MHz	£395.00

### ALL AOR PRODUCTS STOCKED

PRO-38	10 Channel handy scanner	£79.95
PRO-2022	200 Channel search & scan	£199.95
PRO-2024	60 Channel search & scan	£99.95
PRO-37	200 Channel SPECIAL PRICE UNTIL JANUARY 31	£169.95
PRO-2006	400 Channel 25-560 & 720-1300 MHz	£329.95
IC-R-1	Icom's min.100kHz-1300 MHz 100 Ch. scanner	£369.00
IC-R-100	High performance base/mobile	£485.00
IC-R7100	25-2000MHz high performance receiver/scanner	£1120.00
BJ MK3	Black Jaguar	£179.00
DJ-X1	Alinco's latest	£269.00
UBC-200XL	200 Channel Handy Bearcat	£229.00
MVT-6000	Jupiter base/mobile station	£249.00
MVT-7000	Latest hand-held Jupiter	£279.00
HP-200E	From Fairmate 1000 memories	£269.00
MS-1000	Nevada Base receiver	£279.00
R-535	Signal Airband Receiver	£199.00



## DRAKE R8 RECEIVER £965.00

HF-225	Low high performance compact receiver	£429.00
R-2000	Kenwood's HF receiver, 10 memories	£549.00
VC-10	VHF converter for above	£165.00
R-5000	Kenwood's De-luxe HF set	£895.00
VC-20	VHF converter of R5000	£170.00
FRG-8800	Yaesu HF Receiver	£649.00
FRV-8800	VHF converter for above	£100.00
NRD-535	JRC-HF receiver	£970.00
IC-R71E	Icom HF receiver	£875.00
IC-R72E	Latest set, mains with internal battery pack	£589.00
IC-9000	The ultimate radio	£4080.00

Carriage free in U.K. Call us for our tax free export prices.

We will be pleased to quote you for anything you require in the communications and computer field. We are pleased to hear from you and see you. We aim to give you the attention you deserve, so please call before you come along.

73s Terry Edwards G3STS

## RADIO SHACK LTD

188 Broadhurst Gardens, LONDON NW6 3AY



(Just around the corner from West Hampstead Station on the Jubilee Line)



Tel: 071-624 7174 Fax: 071- 328 5066

# Many Radio Amateurs and SWLs are puzzled. Just what are all those strange signals you can hear but not identify on the Short Wave Bands? A few of them such as CW, RTTY, Packet and Amtor you'll know – but what about the many other signals?

**HOKA ELECTRONICS HAVE THE ANSWER!** There are some well-known CW/RTTY decoders with limited facilities and high prices, complete with expensive PROMS for upgrading etc., but then there is CODE3 from Hoka Electronics! It's up to you to make the choice – but it will be easy once you know more about Code3. Code3 works on any IBM-compatible computer with MS-DOS 2.0 or later and having at least 640k of RAM. The Code3 hardware includes a digital FSK Converter unit with built-in 230V ac power supply and RS232 cable, ready to use. You'll also get the best software ever made to decode all kinds of data transmissions. Code3 is the most sophisticated decoder available and the best news of all is that it only costs **£299!**

- Morse – Manual/Auto speed follow. On screen WPM indicator
- Packet Radio AX25 with selective call sign monitoring, 300 Baud
- DUP-ARQ Artrac – 125 Baud Simplex ARQ
- RTTY /Baudot/Murray/ITA2/CCITT2 plus all bit inversions
- Facsimile, all RPM/IOC (up to 16 shades at 1024 x 768 pixels)
- Twinplex – 100 Baud F78C Simplex ARQ
- Sitor – CCIR 625/476-4, Modes A/B, SBRS/CBRS FEC etc
- Autospec – MK's I and II with all known interleaves
- ASCII – CCITT 5, variable character lengths/parity
- ARQ6-90/98 – 200 Baud Simplex ARQ
- POL-ARQ – 100 baud Duplex ARQ
- ARQ-E/ARQ1000 Duplex
- SI-ARQ/ARQ-S – ARQ1000 simplex
- ARQ-N/ARQ1000 Duplex variant
- TDM242/ARQ-242 CCIR 242 with 1/2/4 channels
- SWED-ARQ/ARQ-SWE – CCIR 518 variant
- ARQ-E3 – CCIR 519 variant
- TDM342/ARQ-M2/4 CCIR 342-2 with 1/2/4 channels
- FEC-S – FEC1000 Simplex
- Sports Info. 300 Baud ASCII F78C
- Press DPA – 300 Baud ASCII F78C
- Hellsreiber – Synchron./Asynch.
- FEC-A – FEC100A/FEC101
- Wirtschaftsdienst – 300 Baud ASCII F778C

All modes are pre-set with the most commonly seen baud rate setting and number of channels which can be easily changed at will whilst decoding. Multi-channel systems display ALL channels on screen **at the same time**. Split screen with one window continually displaying channel control signal status e.g. Idle Alphas/Beta/RQ's etc, along with all system parameter settings e.g. unshift on space, multiple carriage returns inhibit, auto receiver drift compensation, printer on, system sub-mode. Any transmitted error correction information is used to minimise received errors. Baudot and Sitor both react correctly to third shift signals (e.g. Cyrillic) to generate ungarbled text unlike some other decoders which get 'stuck' in figures mode!

**Six options are currently available extra to the above specification as follows:** 1) Oscilloscope. Displays frequency against time. Split screen storage/real time. Great for tuning and analysis. £29. 2) Piccolo Mk 6. Multi-tone system that only we can decode with a PC! £59. 3) Ascii Storage – Save to disc any decoded ascii text for later processing. £29. 4) Coquelet – French multi-tone system, again only on offer from Hoka! £59. 5) 4 Special ARQ and FEC systems i.e.. TORG-10/11, SAUD-FEC/ROU-FEC, HC-ARQ (ICRC) and HNG-FEC. £69. 6) Auto-classification – Press F1 to measure the Baud speed, press F3 to Classify, press Enter key to accept. Within seconds and only three key presses you should be decoding the monitored signal. What could be easier? £59.

*Please add £5 to the above prices for carriage by fully insured First Class Postal delivery (default method).*

Call or write for our comprehensive information leaflet – there is just not enough room here to tell you everything about Code3!

## HOKA ELECTRONICS (UK),

26 Bury Road, Shillington, Beds. SG5 2NY. Phone (0462) 711600 or Fax (0462) 711769

(Also available from our Authorised Distributor – Arrow Radio at Chelmsford, Glasgow, Wigan and Leicester)

### NEW

#### FAX and WEATHER SATELLITES

Full resolution charts and greyscale pictures from any SPECTRUM computer to a dot matrix printer. Basic system £40 plus interface for FAX £40 or WX SATS £59.

#### APT-1 WEATHER SATELLITE MODULE

Enables all weather satellite signals to be displayed on any FAX system. Plugs into RX-8 system direct. £59 or £39 if ordered with RX-8.

#### RX-8 8-MODE RECEIVE

Every possible feature and performance to receive FAX, HF & VHF PACKET, COLOUR SSTV, RTTY, CW, AMTOR, UoSAT and ASCII on any BBC computer. Reviews Oct. 89 Ham Radio Today and July 91 Rad Comm. Complete system of EPROM, interface, instructions, leads and demo cassette £259.

#### RX-4 RTTY CW SSTV AMTOR RECEIVE

Performance, features and ease of use make this still a best seller. Needs TIF1 interface. BBC, CBM64 tape £25, disk £27. VIC20 tape £25. SPECTRUM tape £40, + 3 disk £42 inc adaptor board (needs TIF1 also) or software-only version £25. TIF1 INTERFACE has 4-pole filtering and computer noise isolation for excellent HF and VHF performance. Kit £30, ready-made, boxed with all connections £40. Available only with software.

Also MORSE TUTOR £8, LOGBOOK £8, RAE MATHS £8 for BBC, CBM64, VIC20 and SPECTRUM. BBC LOCATOR with UK, Europe, World maps £10. Disk £2 extra for all. Lots of information available about everything, please ask. Prices include VAT and p&p by return.



**technical software** (SWM)

Fron, Upper Llandwrog, Caernarfon LL54 7RF

Tel: (0286) 881886



### THE VINTAGE WIRELESS BOOK LISTING

Published regularly containing 100s of out-of-print, old and collectable wireless, TV and amateur radio books/magazines etc. Send four first class stamps for next issue or £2.50 for next four issues.

**WANTED: Pre 1960 Wireless, amateur radio and TV books and magazines.**

#### NEW PUBLICATIONS:

**The Government Surplus Wireless Equipment Handbook.** Facsimile reprint. Gives detailed information and circuit diagrams plus photos for British and American receivers, transmitters and test equipment etc. Large format. Incorporated is a surplus/commercial cross referenced valve and transistor guide. **Price £13.75 including postage.**

**TECHNOLOGY IN WAR** By Kenneth Macksey *Scoop Purchase* An informative work which identifies the impact of Science and Technology in Weapon Development. Includes key developments in Electronic Warfare, Evolution of the Tank, Submarine, Rocket, Aeroplane etc., Large format. 224 pages. Many Wartime Photos and outstanding artwork. **Published at £12.95. Our price £10 Post Free.**

**SECRET WARFARE. THE BATTLE OF CODES AND CIPHERS** By Bruce Norman. A detailed outstanding work with emphasis on the development of modern intelligence and the use of codes and ciphers. Throws light on top secret strategies of code breaking. Includes a history of codes. including WW2 Strategies. Clear and concise, analysis. Extensive use of diagrams. One of the few books on cryptography. Previously unpublished material. Brand new. £4.95 including post. **Telephone orders accepted.**



**CHEVET BOOKS (Dept SW)**

157 Dickson Road, BLACKPOOL FY1 2EU Tel: (0253) 751858.



## COMMODORE 64 PACKET

PACKET ON THE COMMODORE, WITHOUT A TNC!

Yes, it's true, you can run packet on a Commodore 64 without the need for a costly TNC. We offer a dedicated packet modem, together with a free copy of an excellent public domain program on disc or tape.

This really is the inexpensive way to get on the air with Packet Radio.

**MODEM with FREE SOFTWARE ONLY £50.00**

Send large SAE (33p stamp) for details of all our products.

**J. & P. ELECTRONICS LTD.**



Unit 45. Meadowmill Estate, Dixon Street,  
Kidderminster DY10 1HH Tel: (0562) 753893





# RADIO AMATEURS EXAM? PASS FIRST TIME!

**Before you enrol check the benefits of RRC'S unique Home Tuition**

RRC has help thousands of students to success in their examinations with this unique system of postal tuition, one which guides you, step-by-step, to qualify in the shortest possible time. Only The Rapid Results College offers you all these advantages:

- |  |   |
|--|---|
| <input checked="" type="checkbox"/> A qualified personal tutor             | <input checked="" type="checkbox"/> Free advice before you enrol                    |
| <input checked="" type="checkbox"/> Study material prepared by specialists | <input checked="" type="checkbox"/> Telephone Helpline                              |
| <input checked="" type="checkbox"/> Completely self-contained courses      | <input checked="" type="checkbox"/> Free 'How to Study' Guide                       |
| <input checked="" type="checkbox"/> Handy pocket-size booklets             | <input checked="" type="checkbox"/> Instalment Plan                                 |
| <input checked="" type="checkbox"/> Personal study programme               | <input checked="" type="checkbox"/> Free Postage on course material                 |
| <input checked="" type="checkbox"/> Regular marked tests                   | <input checked="" type="checkbox"/> Worldwide Airmail Service                       |
| <input checked="" type="checkbox"/> Courses regularly updated              | <input checked="" type="checkbox"/> Extra tuition free if you don't pass first time |
| <input checked="" type="checkbox"/> 48 hour despatch                       |   |

**POST COUPON TODAY FOR FREE RADIO AMATEURS PROSPECTUS**

Please send me my prospectus as quickly as possible.

Mr/Mrs/Miss/Ms \_\_\_\_\_

Address \_\_\_\_\_

Postcode \_\_\_\_\_

**RRC**

**The Rapid Results College**

Dept. JV118, Tuition House, London SW19 4DS. FREE ADVICE: 081 947 7272 (9am-5pm)  
PROSPECTUS: 081 946 1102 (24 hour Recordacall Service quoting Dept. No. above).



## PC HF FAX 6.0

### RECEIVE AND TRANSMIT FAX IMAGES

This latest version of PC HF FAX not only enables you to receive weather charts, rebroadcast satellite pictures, amateur and press transmissions on your PC computer but also has the ability to transmit your own fax messages.

**New features include:**

- 230 page manual with worldwide fax frequency and schedule list.
- Integrated online fax broadcast schedules with multiple search fields.
- Support for Super VGA displays as well as Hercules, CGA, EGA, VGA, LCD.
- Standard capture resolution 640x800 with 16 grey levels, with VGA and EMS memory images are saved at 1280x800 with 256 grey levels.
- True colour Press and Satellite rebroadcast images in EGA, VGA and SVGA.
- Printer support for 14" wide printers plus Epson compatible colour printers.
- File Compression, Image Cropping, Digital Noise Reduction, Pixel Photometry, and Contrast Control.
- Import of ASCII text files for conversion and transmission as fax files.

Installation is simple, both the demodulator and modulator plug into the serial port of the PC and are powered by the computer.

Upgrade for existing PC HF FAX users **£39.95** (p&p £1.50)

**£116.33** inc VAT (p&p £3.25)      Optional transmit modulator **£59.80**

CALL TODAY FOR FULL DETAILS AND BROCHURE

**COMAR ELECTRONICS**

Unit 10, Samuel Whites Estate, Medina Road, Cowes, Isle of Wight PO31 7LF  
Tel: 0983 200308



# SWM BOOK SERVICE



0202 665524

The books listed have been selected as being of special interest to our readers. They are supplied from our editorial address direct to your door. Some titles are overseas in origin.

## HOW TO ORDER

**POST AND PACKING; add £1.00 for one book, £2.00 for two or more books, orders over £40 post and packing free, (overseas readers add £1.75 for one book, £3.50 for two or more for surface mail postage) and send a postal order, cheque or international money with your order (quoting book titles and quantities) to PW Publishing Limited, FREEPOST, Enefc House, The Quay, Poole, Dorset BH15 1PP. Please make your cheques payable to Short Wave Magazine, payment by Access, Mastercard, Eurocard or Visa also accepted on telephone orders to Poole (0202) 665524. Books are normally despatched by return of post but please allow 28 days for delivery. Prices correct at time of going to press. Please note: all payments must be made in Sterling.**

## NEW BOOKS

### ANTENNAS

**Yagi Antenna Design**  
**Dr James L Lawson W2PV** This book is a polished and expanded version of a series of articles first published in Ham Radio following on from a series of lectures by the author, who was well known as the expert on Yagi antenna design. All you need to know about Yagi design is here including practical designs. 210 pages £10.95

### LISTENING GUIDES

**VHF/UHF AIRBAND FREQUENCY GUIDE 4th Edition**  
A complete guide to the airband frequencies including how to receive the signals, the frequencies and services. VOLMET and much more about the interesting subject of airband radio. £6.95

### DATA REFERENCE

**Towers International Transistor Selector Update 4.**  
This book has already established itself as the most user-friendly short-form transistor characteristics/substitution book on the market. This latest version has data on over 29000 US, British, European and Japanese transistors and now includes a surface-mount cross-index 432 pages £19.95

### CONSTRUCTION

**Radio/Tech Modifications Number 3**  
This book is intended as a reference guide for the experienced radio technician. Produced for the US market it contains modification instruction for a wide variety of scanners, cb rigs and amateur equipment including Alinco, Icom, Kenwood, Yaesu and other makes. 160 pages £9.95

### MAPS

**QTH Locator Map**  
This full colour map has been produced by members of one of the Hungarian Amateur Radio Clubs for v.h.f. and u.h.f. amateurs in Europe. The map is based on the Maidenhead Locator System and also lists the main v.h.f. and u.h.f. beacons with their locator, power output, height above sea level and modulation system 970 x 670mm £5.95

### RADIO

**AIR & METEO CODE MANUAL**  
**10th Edition, Joerg Klingenfuss**  
Detailed descriptions of the World Meteorological Organisation Global Telecommunication System operating FAX and RTTY meteo stations, and its message format with decoding examples. Also detailed description of the Aeronautical Fixed Telecommunication Network among others. 289 pages £15.00

**HIGH POWER WIRELESS EQUIPMENT**  
**Articles from Practical Electricity 1910-11**  
**Edited by Henry Walter Young**  
A reprint of interesting practical articles from the very early days of radio. 99 pages £6.85

**PASSPORT TO WORLD BAND RADIO 1992**  
This book gives you the information to explore and enjoy the world of broadcast band listening. It includes features on different international radio stations, receiver reviews and advice as well as the hours and language of broadcast stations by frequency. 384 pages £14.50

**RADIOTELETYPE CODE MANUAL**  
**10th Edition, Joerg Klingenfuss**  
This book gives detailed descriptions of the characteristics of telegraph transmission on short waves, with all commercial modulation types including voice frequency telegraphy and comprehensive information on all RTTY systems and c.w. alphabets. 46 pages £8.00

**RESCUE**  
**Paul Beaver & Paul Berriff**  
This book follows the life and conditions of rescue helicopter crews. This is not drama, this is real life and it makes a true impression of the rescuers for the reader. There are transcriptions of air/ground and between crew dialogues, a summary of the main distress and rescue radio frequencies and helicopter base locations. 192 pages £9.99

**SCANNERS (Third Edition)**  
**Peter Rouse GU1DKO**  
A guide for users of scanning receivers, covering hardware, antennas, accessories, frequency allocations and operating procedures. 245 pages £8.95

**SCANNERS 2**  
**Peter Rouse GU1DKO**  
The companion to *Scanners*, this provides even more information on the use of the v.h.f. and u.h.f. communications band and gives constructional details for accessories to improve the performance of scanning equipment. 216 pages £10.95

**SHORT WAVE COMMUNICATIONS**  
**Peter Rouse GU1DKO**  
A new book from the pen of this best-selling author. Covers a very wide area and so provides an ideal introduction to the hobby of radio communication. International frequency listings for aviation, marine, military, space launches, search and rescue, etc. Chapters on basic radio propagation, how to work your radio and what the controls do, antennas and band plans. 187 pages £8.95

**SHORT WAVE RADIO LISTENERS' HANDBOOK**  
**Arthur Miller**  
In easy-to-read and non-technical language, the author guides the reader through the mysteries of amateur, broadcast and CB transmissions. 207 pages £9.99

**WORLDWIDE HF RADIO HANDBOOK**  
**Martyr R. Cooke**  
This book lists high frequencies used by aircraft and aeronautical ground stations. Divided into sections, Military, Civil etc. The book should be easy to use. £6.95

**1934 OFFICIAL SHORT WAVE RADIO MANUAL**  
**Edited by Hugo Gernsback**  
A fascinating reprint from a bygone age with a directory of all the 1934 s.w. receivers, servicing information, constructional projects, circuits and ideas on building vintage radio sets with modern parts. 200 pages £10.15

**TELEVISION**  
**A TV-DXERS HANDBOOK (BP176) R. Bunney**  
Information on transmission standards, propagation, receivers including multi-standard, colour, satellites, antennas, photography, station identification, interference etc. Revised and updated 1986. 87 pages £5.95

**GUIDE TO WORLD-WIDE TELEVISION TEST CARDS**  
**Edition 3, Keith Hamer & Garry Smith**  
Completely revised and expanded, this is a very handy and useful reference book for the DXTV enthusiast. Over 200 photographs of Test Cards, logos, etc., world wide. 80 pages £4.95

**THE ATV COMPENDIUM**  
**Mike Wooding G610M**  
This book is for those interested in amateur television, particularly the home construction aspect. There is not a 70cm section as the author felt this is covered in other books. Other fields, such as 3cm TV, are covered in depth. A must for the practical ATV enthusiast. 104 pages £3.00

**SATELLITES**  
**AN INTRODUCTION TO SATELLITE TELEVISION (BP195)**  
**F. A. Wilson**  
Answers all kinds of questions about satellite television. For the beginner thinking about hiring or purchasing a satellite TV system there are details to help you along. For the engineer there are technical details including calculations, formulae and tables. 104 pages £5.95

**THE SATELLITE EXPERIMENTER'S HANDBOOK 2nd Edition**  
**Martin Davidoff K2UBC** The book is divided into four main sections - History, Getting Started, Technical Topics and Appendices. It provides information on spacecraft built by, and for, radio amateurs. In addition, it discusses weather, TV-broadcast and other satellites of interest to amateurs. 313 pages £14.50

**SATELLITE TELEVISION A layman's guide**  
**Peter Pearson**  
Pictures from space, that's what satellite television is all about. Orbiting satellites 35,000km high receive TV signals from stations on the earth and retransmit them back again. This book explains all you need to know to set up your own satellite TV terminal at home, dish and accessories, cable and tuner. 73 pages £1.00

**SATELLITE TELEVISION INSTALLATION GUIDE**  
**2nd Edition, John Breeds**  
A practical guide to satellite television. Detailed guidelines on installing and aligning dishes based on practical experience. 50 pages £11.95

**THE SATELLITE BOOK (A complete guide to satellite TV theory and practice)**  
**John Breeds**  
This book deals almost exclusively with television broadcast satellites and is a comprehensive collection of chapters on topics, each written by an expert in that field. It appears to be aimed at the professional satellite system installer, for whom it is invaluable, but it will be appreciated by a much wider audience - anyone interested in satellite technology. 280 pages £27.00

**WEATHER SATELLITE HANDBOOK 4th edition**  
**Or Ralph E. Taggart WB80DT**  
This book explains all about weather satellites, how they work and how you can receive and decode their signals to provide the fascinating pictures of the world's weather. There are plenty of circuit diagrams and satellite predicting programs. 192 pages £14.50

**THEORY**  
**FURTHER PRACTICAL ELECTRONICS CALCULATIONS AND FORMULAE (BP144) F.A. Wilson**  
Contains sections about electrical basics, electrostatics, electromagnetism, mathematics, signal processing and generation, amplifiers, noise distortion and reliability. On the radio front there are sections about a., waves, spectrum matters, receivers, antennas and transmission line calculations. Finely general formulae and conversion factors are given with a short history of electronics squeezed in at the end. 450 pages £4.95

**REFLECTIONS Transmission Lines & Antennas**  
**M. Walter Maxwell W2OU** This will help dispel the half-truths and outright myths that many people believe are true about transmission lines, standing waves, antenna matching, reflected power and antenna tuners. 323 pages £14.50

**A BEGINNERS GUIDE TO MODERN ELECTRONIC COMPONENTS (BP285)**  
**R.A. Penfold**  
This book covers a wide range of modern components. The basic functions of the components are described, but this is not a book on electronic theory and does not assume the reader has an in-depth knowledge of electronics. It is concerned with practical aspects such as colour codes, deciphering code numbers and the suitability. 164 pages £3.95

**AUDIO (Elements of electronics - book 6)**  
**F. A. Wilson**  
This book studies sound and hearing, and examines the operation of microphones, loudspeakers, amplifiers, oscillators, and both disk and magnetic recording. Intended to give the reader a good understanding of the subject without getting involved in the more complicated theory and mathematics. 320 pages £3.95

**EVERYDAY ELECTRONICS DATA BOOK**  
**Mike Tooley BA**  
This book is an invaluable source of information of everyday relevance in the world of electronics. It contains not only sections which deal with the essential theory of electronic circuits, but it also deals with a wide range of practical electronic applications. 250 pages £8.95

**FILTER HANDBOOK A practical design guide**  
**Stefan Niewiadomski**  
A practical book, describing the design process as applied to filters of all types. Includes practical examples and BASIC programs. 195 pages £25.00

**FROM ATOMS TO AMPERES**  
**F.A. Wilson**  
Explains in simple terms the absolute fundamentals behind electricity and electronics. 244 pages £3.50  
**PRACTICAL ELECTRONICS CALCULATIONS AND FORMULAE (BP53). F. A. Wilson**  
This has been written as a workshop manual for the electronics enthusiast. There is a strong practical bias and higher mathematics have been avoided where possible. 249 pages £3.95

**SOLID STATE DESIGN FOR THE RADIO AMATEUR**  
**Les Hayward W7ZDJ and Ooug DeMaw W1FB**  
Back in print by popular demand! A revised and corrected edition of this useful reference book covering all aspects of solid-state design. 256 pages £10.95

**THE ARRL ELECTRONICS DATA BOOK**  
**Ooug DeMaw W1FB**  
Back by popular demand, completely revised and expanded, this is a handy reference book for the r.f. designer, technician, amateur and experimenter. 280 pages £8.95

**TRANSMISSION LINE TRANSFORMERS**  
**Jerry Sevicik W2FMI**  
This is the second edition of this book, which covers a most intriguing and confusing area of the hobby. It should enable anyone with a modicum of skill to make a balun, etc. 270 pages £13.50

**BEGINNERS**  
**AN INTRODUCTION TO RADIO DXING (BP91)**  
**R. A. Penfold**  
How to find a particular station, country or type of broadcast and to receive it as clearly as possible. 112 pages £1.95

**BEGINNER'S GUIDE TO RADIO**  
**9th Edition, Gordon J. King**  
Radio signals, transmitters, receivers, antennas, components, valves and semiconductor, CB and amateur radio are all dealt with here. 266 pages £8.95

**ELECTRONICS SIMPLIFIED - CRYSTAL SET CONSTRUCTION (BP92).**  
**F. A. Wilson**  
Especially written for those who wish to take part in basic radio building. All the sets in the book are old designs updated with modern components. 72 pages £1.75

**THE SIMPLE ELECTRONICS CIRCUIT AND COMPONENTS Book One (BP62)**  
The aim of this book is to provide an in-expensive but comprehensive introduction to modern electronics. 209 pages £3.50

**LISTENING GUIDES**  
**FERRELL'S CONFIDENTIAL FREQUENCY LIST**  
**Compiled by Geoff Halliday** The band 4-28MHz covered in great detail. Who's using what frequency and mode, what's that call sign? These are some of the answers this book will help you find. It's a very comprehensive book. 390 pages £17.95

**SOUNDS EASY (1991 EDITION)**  
**Compiled by Ken Davies** A complete guide to the numerous local radio stations throughout the UK. If you do a lot of travelling this book is invaluable. Itemised by areas, it makes finding you kind of sounds easy. 52 pages £2.95

**AIR TRAFFIC RADIO**  
**1991 Edition Ken Davies** Frequencies and abbreviations used in air traffic control throughout the UK. Where to listen for tower, ground and radar control in civilian and other airports. It also includes a small section on off-shore oil related use. 64 pages £3.95

**INTERNATIONAL RADIO STATIONS GUIDE (BP255)**  
**New revision by Peter Shore**  
As in, 'Broadcast Roundup', his column in F.W. Peter Shore has laid this book out in world areas. There are sections covering English

language transmissions, programmes for DXers and s.w. s. Along with sections on European medium wave and UK f.m. stations. 266 pages £5.95

**AIR BAND RADIO HANDBOOK (3rd Edition)**  
**David J. Smith**  
Listen to conversations between aircraft and ground control. The author, an air traffic controller, explains more about this listening hobby. 174 pages £7.50

**DIAL SEARCH**  
**1991 Edition, George Wilcox**  
The listener's check list and guide to European broadcasting. Covers m.w., l.w., v.h.f. and s.w., including two special maps. 54 pages £3.95

**FLIGHT ROUTINGS 1991**  
**T.J. Williams**  
Identifies the flights of airlines, schedule, charter, cargo and mail, to and from the UK and Eire and overflights between Europe and America. 104 pages £5.25

**GUIDE TO BROADCASTING STATIONS**  
**20th Edition 1989/90, Philip Darrington**  
Frequency and station data, receivers, antennas, Latin American DXing, reporting, computers in radio, etc. 240 pages £10.95

**GUIDE TO FACSIMILE STATIONS 11th Edition**  
**Joerg Klingenfuss**  
This manual is the basic reference book for everyone interested in FAX. Frequency, call sign, station name, ITU country/geographical symbol, technical parameters of the emission are all listed. All frequencies have been measured to the nearest 100Hz. 408 pages £16.00

**GUIDE TO FORMER UTILITY TRANSMISSIONS**  
**3rd Edition, Joerg Klingenfuss**  
Built on continuous monitoring of the radio spectrum from the sixties until the recent past. A useful summary of the former activities of utility stations providing information for the classification and identification of radio signals. 126 pages £8.00

**GUIDE TO UTILITY STATIONS**  
**10th Edition, Joerg Klingenfuss**  
This book covers the complete short wave range from 3 to 30MHz together with the adjacent frequency bands from 0 to 150kHz and from 1 to 3MHz. It includes details on all types of utility stations including FAX and RTTY. There are 15802 entries in the frequency list and 3123 in the alphabetical call sign list plus press services and meteorological stations. 502 pages £19.00

**HF OCEANIC AIRBAND COMMUNICATIONS**  
**3rd Edition, Bill Laver**  
HF aircraft channels by frequency and band, main ground radio stations, European R/T networks and North Atlantic control frequencies. 31 pages £3.95

**MARINE UK RADIO FREQUENCY GUIDE, Bill Laver**  
A complete guide to the UK s.w. and v.h.f. marine radio networks. Useful information, frequency listings and the World Marine Coastal Phone Stations. 62 pages £4.95

**NEWSIES SHORT WAVE LISTENING HAND BOOK**  
**Joe Fritchard G1UWU**  
A technical guide for all short wave listeners. Covers construction and use of sets for the s.w.l. who wants to explore the bands up to 30MHz. 286 pages £14.95

**RADIO LISTENER'S GUIDE 1992, Clive Woodyear**  
This is the fourth edition of the essential radio listener's guide. Simple-to-use maps and charts show the frequencies for all the radio stations in the UK. When travelling or at home, the guide gives you all the frequencies you'll ever need. 56 pages £2.95

**THE COMPLETE VHF/UHF FREQUENCY GUIDE, 1991 Edition**  
This book gives details of frequencies from 26-225MHz with no gaps and who's what. Recently updated, there are chapters on equipment requirements as well as antennas, etc. 88 pages £5.95

**THE INTERNATIONAL VHF FM GUIDE**  
**7th Edition, Julian Baldwin G3UHK and Kris Partridge G8AUU**  
The latest edition of this useful book gives concise details of repeaters and beacons worldwide plus coverage maps and further information on UK repeaters. 79 pages £2.85

**THE POCKET GUIDE TO RTTY AND FAX STATIONS**  
**Bill Laver**  
A handy reference book listing RTTY and FAX stations, together with modes and other essential information. The listing is in ascending frequency order, from 1.5 to 27.1MHz. 80 pages £3.95

**SHORT WAVE LISTENERS CONFIDENTIAL FREQUENCY LIST, Bill Laver**  
Covering the services and transmission modes that can be heard on the bands between 1.635 and 29.7MHz. £8.95



**WORLD RADIO TV HANDBOOK 1991**  
Country-by-country listings of i.w., m.w. & s.w. broadcast and TV stations. Receiver test reports. English language broadcasts. The s.w.l.'s "bible". 576 pages. £17.95

## INTERFERENCE

### INTERFERENCE HANDBOOK (USA)

**William R. Nelson WA6FQG**  
How to locate and cure r.f.i. for radio amateurs, CBers and TV and stereo owners. 263 pages. £9.50

## AMATEUR RADIO

### AN INTRODUCTION TO RADIO WAVE PROPAGATION (BP293) J.G. LEE

How does the sun and sunspots affect the propagation of the radio waves which are the basis of our hobby? They affect the ionosphere, but differing frequencies are treated differently. Find out how to use charts to predict frequencies that will be the most profitable. What effect will noise have on the signal? Find out with this book. 116 pages. £3.95

### AN INTRODUCTION TO VHF/UHF FOR RADIO AMATEURS (BP281)

**I.D. Poole** An excellent book to go with the new Novice or full call sign. Nine chapters and an appendix deal with all aspects and frequencies from 50 to 1300MHz. 96 pages. £3.50

## W1FB'S DESIGN NOTEBOOK

**Doug DeMaw W1FB** This book is aimed at the non-technical amateur who wants to build simple projects and obtain a basic understanding of amateur electronics. 195 pages. £8.50

## QRP CLASSICS

**Edited by Bob Schetgen KUTG** Operating QRP is fun. This book increases the enjoyment by showing you how to build items that you can be proud of. The can hold their own against the "Kenyacon" rig, and come much cheaper too. Extracts from QST and the ARRL handbook, superbly packed in. 274 pages. £9.95

## W1FB'S HELP FOR NEW HAMS

**Doug DeMaw W1FB** This book covers everything from getting acquainted with new equipment to constructing antennas, station layout, interference and operating problems to on-the-air conduct and procedures. 155 pages. £6.95

## ALL ABOUT VHF AMATEUR RADIO (USA)

**W. I. Orr W6SAI**  
VHF/UHF propagation, including moonbounce and satellites, equipment and antennas. 172 pages. £9.50.

## AMATEUR RADIO CALL BOOK (RSGB) 1991 Edition

Now incorporates a 122-page section of useful information for amateur radio enthusiasts. 429 pages. £7.20

## AMATEUR RADIO SATELLITES the first 25 years

**Arthur C. Gee G2UK**  
This souvenir publication is mainly a pictorial account of the pattern of developments which have occurred over the last 25 years in amateur radio satellite operations. 34 pages. £2.25

## AN INTRODUCTION TO AMATEUR COMMUNICATIONS SATELLITES BP230

**A. Pickard**  
This book describes several currently available systems, their connection to an appropriate computer and how they can be operated with suitable software. 102 pages. £3.95

## AN INTRODUCTION TO AMATEUR RADIO (BP257)

**I. D. Poole**  
This book gives the newcomer a comprehensive and easy to understand guide through amateur radio. Topics include operating procedures, jargon, propagation and setting up a station. 150 pages. £3.50

## HINTS AND KINKS FOR THE RADIO AMATEUR

**Edited by Charles L. Hutchinson and David Newkirk**  
A collection of practical ideas gleaned from the pages of QST magazine. 152 pages. £4.95

## HOW TO PASS THE RADIO AMATEURS' EXAMINATION (RSGB)

**Clive Smith G4FZH and George Benbow G3HB**  
The background to multiple choice exams and how to study for them with sample RAE papers for practice plus maths revision. 89 pages. £6.70

## PASSPORT TO AMATEUR RADIO

**Reprinted from PW 1981-1982**  
The famous series by GW3JGA, used by thousands of successful RAE candidates in their studies. Plus other useful articles for RAE students. 98 pages. £1.50

## PRACTICAL GUIDE TO PACKET OPERATION IN THE UK

**Mike Mansfield G6AWD**  
Introduces the concept of packet radio to the beginner. Problem areas are discussed and suggestions made for solutions to minimise them. Deals with the technical aspects of packet taking the reader through setting up and provides a comprehensive guide to essential reference material. 91 pages. £6.95

## RADIO AMATEUR CALLBOOK INTERNATIONAL LISTINGS 1992 70th Edition

The only publication listing licensed radio amateurs throughout the world. Also includes DXCC Countries list, standard time chart, beacon lists and much more. Over 1400 pages. £19.50

## RADIO AMATEUR CALLBOOK NORTH AMERICAN LISTINGS 1992 70th Edition

Listings of US amateurs (including Hawaii). Also contains standard time chart, census of amateur licences of the world, world-wide QSL bureau and much more. Over 1400 pages. £19.50

## RADIO AMATEUR'S GUIDE TO RADIO WAVE PROPAGATION (HF Bands). F. C. Judd G2BCX

The how and why of the mechanism and variations of propagation in the h.f. bands. 144 pages. £10.95

## THE ARRL OPERATING MANUAL

Another very useful ARRL book. Although written for the American amateur, this book will also be of use and interest to the UK amateur. 684 pages. £12.95

## THE ARRL SATELLITE ANTHOLOGY

The best from the Amateur Satellite News column and articles out of 31 issues of QST have been gathered together in this book. The latest information on OSCARs 9 through 13 as well as the RS satellites is included. Operation of Phase 3 satellites (OSCAR 10 and 13) is covered in detail. 97 pages. £5.95

## THE ARRL UHF/MICROWAVE EXPERIMENTER'S MANUAL Various Authors

A truly excellent manual for the keen microwave enthusiast and for the budding "microwaver". With contributions from over 20 specialist authors. Chapters covering techniques, theory, projects, methods and mathematics. 446 pages. £14.50

## THE COMPLETE DX'er

**Bob Locher W9KNI**  
Now back in print, this book covers equipment and operating techniques for the DX chaser, from beginner to advanced. 187 pages. £7.95

## THE RADIO AMATEUR'S QUESTIONS & ANSWER REFERENCE MANUAL 4th Edition. R. E. G. Petri GRCCJ

This book has been compiled especially for students of the City and Guilds of London Institute RAE. It is structured with carefully selected multiple choice questions, to progress with any recognised course of instruction, although it is not intended as a text book. 260 pages. £7.95

## THE RAE MANUAL (RSGB)

**G.L. Benbow G3HB**  
The latest edition of the standard aid to studying for the Radio Amateurs' Examination. Updated to cover the latest revisions to the syllabus. 132 pages. £6.70

## YOUR GATEWAY TO PACKET RADIO

**Stan Horzepa WA1LOU**  
What is packet radio good for and what uses does it have for the 'average' amateur? What are protocols? Where, why, when? Lots of the most asked questions are answered in this useful book. It included details of networking and space communications using packet. 278 pages. £8.95

## MAPS

### IARU LOCATOR MAP OF EUROPE DARC

This multi-coloured, plastics laminated, map of Europe shows the AIRU ("Maidenhead") Locator System. Indispensable for the v.h.f. and u.h.f. DX'er. 682 x 872mm. £5.25

### NORTH ATLANTIC ROUTE CHART

This is a five-colour chart designed for the use of ATC in monitoring transatlantic flights. Supplied folded. 740 x 520mm. £4.50

### RADIO AMATEUR'S MAP OF NORTH AMERICA (USA)

Shows radio amateur prefix boundaries, continental boundaries and zone boundaries. 780 x 638mm. £3.50

### RADIO AMATEUR'S PREFIX MAP OF THE WORLD (USA)

Showing prefixes and countries, plus listings by order of country and of prefix. 1014 x 711mm. £3.50

### RADIO AMATEUR'S WORLD ATLAS (USA)

Seventeen pages of maps, including the world-polar projection. Also includes the table of allocation of international call sign series. £4.50

## COMPUTING

### AN INTRODUCTION TO COMPUTER COMMUNICATIONS (BP177)

**R. A. Penfold**  
Details of various types of modem and their applications, plus how to interconnect computers, modems and the telephone system. Also networking systems and RTTY. 98 pages. £2.95

### NEWNES AMATEUR RADIO COMPUTING HAND BOOK

**Joe Pritchard G1UOW**  
Shows how radio amateurs and listeners can "listen" to signals by reading text on a computer screen, this book also covers the application of computers to radio "housekeeping" such as log-keeping, QSL cards, satellite predictions and antenna design as well as showing how to control a radio with a computer. 368 pages. £14.95

## MORSE

### INTRODUCING MORSE

**Collected Articles from PW 1982-1985**  
Ways of learning the Morse Code, followed by constructional details of a variety of keys including lambdaic, Triambic, and an Electronic Bug with a 528-bit memory. 48 pages. £1.25

### THE SECRET OF LEARNING MORSE CODE

**Mark Francis**  
Designed to make you proficient in Morse code in the shortest possible time, this book points out many of the pitfalls that beset the student. 87 pages. £4.95

## DATA REFERENCE

### DIGITAL IC EQUIVALENTS AND PIN CONNECTIONS (BP140)

**A. Michaels**  
Equivalents and pin connections of a popular selection of European, American and Japanese digital i.c.s. 256 pages. £5.95.

### INTERNATIONAL TRANSISTOR EQUIVALENTS GUIDE (BP85)

**A. Michaels**  
Possible substitutes for a popular selection of European, American and Japanese transistors. 320 pages. £3.95

### NEWNES AUDIO & HI-FI ENGINEER'S POCKET BOOK

**Vivian Capel**  
This is a concise collection of practical and relevant data for anyone working on sound systems. The topics covered include microphones, gramophones, CDs to name a few. 190 pages. Hardback £10.95

### NEWNES COMPUTER ENGINEER'S POCKET BOOK

This is an invaluable compendium of facts, figures, circuits and data and is indispensable to the designer, student, service engineer and all those interested in computer and microprocessor systems. 203 pages. Hardback £10.95

### NEWNES ELECTRONICS POCKET BOOK. 5th Edition

Presenting all aspects of electronics in a readable and largely non-mathematical form for both the enthusiast and the professional engineer. 315 pages. Hardback £10.95

### NEWNES RADIO AMATEUR AND LISTENER'S POCKET BOOK

**Steve Money G3FZX**  
This book is a collection of useful and intriguing data for the traditional and modern amateur as well as the s.w.l. Topics such as AMTOR, packet radio, SSTV, computer communications and maritime communications are all covered. 160 pages. £9.95

### NEWNES RADIO AND ELECTRONIC ENGINEER'S POCKET BOOK. 18th Edition. Keith Brindley

Useful data covering math, abbreviations, codes, symbols, frequency bands/allotments, UK broadcasting stations, semi-conductors, components, etc. 325 pages. Hardback £9.95

### POWER SELECTOR GUIDE (BP235)

**J. C. J. Van de Ven**  
This guide has the information on all kinds of power devices in useful categories (other than the usual alpha numeric sort) such as voltage and power properties making selection of replacements easier. 160 pages. £4.95

## CONSTRUCTION

### CDIL DESIGN AND CONSTRUCTION MANUAL (BP160)

**B. B. Babani** Covering audio to r.f. frequencies, this book has designs for almost everything. Sections cover such topics as mains and audio output transformers, chokes and r.f. coils. What is the required turns ratio? This book will show you how to find out. Text and tables. 160 pages. £2.50

### SIMPLE ELECTRONIC CIRCUIT AND COMPONENTS (BP62)

**F.A. WILSON**  
Components, circuits, formulae and radio matters are dealt with in this book. A book to fill in the gaps that appear when taking the RAE or the Novice course. Also eminently suitable for anyone wishing to study at home. 209 pages. £3.50

### SHORT WAVE SUPERHET RECEIVER CONSTRUCTION (BP276)

**R.A. Penfold**  
A general purpose receiver to build, from antenna to audio, described in understandable English. 74 pages. £2.95

### INTRODUCING QRP

**Collected articles from PW 1983-1985**  
An introduction to low-power transmission (QRP). This book includes full constructional details of a variety of designs by Rev. George Dobbs G3RJV for transmitters and transceivers covering Top Band to 14MHz, together with test equipment by Tony Smith G4FAL. 64 pages. £1.50

### MORE ADVANCED POWER SUPPLY PROJECTS (BP192)

**R. A. Penfold**  
The practical and theoretical aspects of the circuits are covered in some detail. Topics include switched mode power supplies, precision regulators, dual tracking regulators and computer controlled power supplies, etc. 92 pages. £2.95

### POWER SUPPLY PROJECTS (BP76)

**R. A. Penfold**  
This book gives a number of power supply designs including simple unswitched types, fixed voltage regulated types and variable voltage stabilised designs. 91 pages. £2.50

### PRACTICAL POWER SUPPLIES

**Collected articles from PW 1978-1985**  
Characteristics of batteries, transformers, rectifiers, fuses and heatsinks, plus designs for a variety of mains driven power supplies, including the "P.W." Marchwood" giving a fully stabilised and protected 12V 30A d.c. 48 pages. £1.25

## QRP NOTEBOOK

**Doug DeMaw W1FB**  
This book deals with the building and operating of a successful QRP station. Lots of advice is given by the author who has spent years as an ardent QRP'er. All the text is easy-to-read and the drawings large and clear. 77 pages. £4.95

### TEST EQUIPMENT CONSTRUCTION (BP248)

**R.A. Penfold**  
Describes, in detail, how to construct some simple and inexpensive, but extremely useful, pieces of test equipment. 104 pages. £2.95

### 50 (FET) FIELD EFFECT TRANSISTOR PROJECTS (BP39)

**F.G. Rayer**  
50 circuits for the s.w.l., radio amateur, experimenter or audio enthusiast using f.e.t.s. 104 pages. £2.95

## ANTENNAS (USA)

### ALL ABOUT CUBICAL QUAD ANTENNAS

**DW William I. Orr W6SAI and Stuart D. Cowan W2LX**  
The quad antenna came into being, and popularity, over 50 years ago. This book shows you how to design, build and "feed" this versatile antenna. If you just want to build one then, there are ready to go designs for bands between 7 and 50MHz. 122 pages. £6.75

### THE ANTENNA EXPERIMENTER'S GUIDE

**Peter Dodd G3LDD**  
Although written for Radio Amateurs this book will be of interest to anyone who enjoys experimenting with antennas. You only need a very basic knowledge of radio & electronics to get the most from this book. 207 pages. £8.90

### ALL ABOUT VERTICAL ANTENNAS (USA)

**W. I. Orr W6SAI & S. D. Cowan W2LX**  
Theory, design, construction, operation, the secrets of making vertical work. 191 pages. 0/5

### AN INTRODUCTION TO ANTENNA THEORY (BP198)

**H. C. Wright**  
This book deals with the basic concepts relevant to receiving and transmitting antennas. Lots of diagrams reduce the amount of mathematics involved. 86 pages. £2.95

### ANTENNA IMPEDANCE MATCHING

**Wilfred N. Caron**  
Proper impedance matching of an antenna to a transmission line is of concern to antenna engineers and to every radio amateur who properly matched antenna as the termination for a line minimises feed-line losses. Power can be fed to such a line without the need for a matching network at the line input. There is no mystique involved in designing even the most complex multi-element networks for broadband coverage. Logical step-by-step procedure is followed in this book to help the radio amateur with this task. 192 pages. £11.95

### BEAM ANTENNA HANDBOOK (USA)

**W. I. Orr W6SAI & S. D. Cowan W2LX**  
Design, construction, adjustment and installation of h.f. beam antennas. 198 pages. £7.50

### NOVICE ANTENNA NOTEBOOK

**Ooug DeMaw W1FB**  
Another book from the pen of W1FB, this time offering "new ideas for beginning hams". All the drawings are large and clear and each chapter ends with a glossary of terms. 130 pages. £6.95

### OUT OF THIN AIR

**Collected Antenna Articles from PW 1977-1980**  
Including such favourites as the 2L Special and "2BCX 16-element beams for 2m, and the famous "Slim Jim", designed by Fred Judd G2BCX. Also features systems for Top Band, medium wave/long wave loop designs and a u.f. direction finding loop. Plus items on propagation, accessories and antenna design. 80 pages. £1.80

### SIMPLE, LOW-COST WIRE ANTENNAS FOR RADIO AMATEURS (USA)

**W. I. Orr W6SAI & S. D. Cowan W2LX**  
Efficient antennas for Top Band to 2m, including "invisible" antennas for difficult station locations. 191 pages. £7.50

## THE ARRL ANTENNA BOOK (USA) 16th Edition

A station is only as effective as its antenna system. This book covers propagation, practical constructional details of almost every type of antenna, test equipment and formulas and programs for beam heading calculations. £14.50

## THE ARRL ANTENNA COMPENDIUM (USA)

**Volume One**  
Fascinating and hitherto unpublished material. Among the topics discussed are quads and loops, log periodic arrays, beam and multi-band antennas, verticals and reduced size antennas. 175 pages. £9.50

## THE ARRL ANTENNA COMPENDIUM (USA)

**Volume Two**  
Because antennas are a topic of great interest among radio amateurs, ARRL HQ continues to receive many more papers on the subject than can possibly be published in QST. These papers are collected in this volume. 209 pages. £9.50

## THE RADIO AMATEUR ANTENNA HANDBOOK

**William I. Orr W6SAI & Stuart O. Cowan W2LX**  
Yagi, quad, quagi, l.p., vertical, horizontal and "steeper" antennas are all covered. Also towers, grounds and rotators. 190 pages. £6.75

## W1FB'S ANTENNA NOTEBOOK

**Ooug DeMaw W1FB**  
This book provides lots of designs, in simple and easy to read terms, for simple wire and tubing antennas. All drawings are large and clear making construction much easier. 124 pages. £6.95

## WIRES & WAVES

**Collected Antenna Articles from PW 1980-1984**  
Antenna and propagation theory, including NBS Yagi design data. Practical designs for antennas from medium waves to micro-waves, plus accessories such as a t.u.s., s.w.r. and power meters and a noise bridge. Dealing with TVI. 160 pages. £3.00

### 25 SIMPLE AMATEUR BAND AERIALS (BP125)

**E. M. Noll** How to build 25 simple and inexpensive aerials, from a simple dipole through beam and triangle designs to a mini-rhombic. Dimensions for specific spot frequencies including the WARC bands. 80 pages. £1.95

### 25 SIMPLE INDOOR AND WINDOW AERIALS (BP136)

**E. M. Noll** Designs for people who live in flats or have no gardens, etc., giving surprisingly good results considering their limited dimensions. 84 pages. £1.75

### 25 SIMPLE SHORT WAVE BROADCAST BAND AERIALS (BP132)

**E. M. Noll** Designs for 25 different aerials, from a simple dipole through helical designs to a multi-band umbrella. 80 pages. £1.95

### 25 SIMPLE TROPICAL AND MW BAND AERIALS (BP145)

**E. M. Noll** Simple and inexpensive aerials for the broadcast bands from medium wave to 49m. 84 pages. £1.75

## FAULT FINDING

### MORE ADVANCED TEST EQUIPMENT CONSTRUCTION (BP249)

**R.A. Penfold**  
A follow on from *Test Equipment Construction (BP248)* this book looks at digital methods of measuring resistance, voltage, current, capacitance and frequency. Also covered is testing semi-conductors, along with test gear for general radio related topics. 102 pages. £3.50

### HOW TO USE OSCILLOSCOPES AND OTHER TEST EQUIPMENT (BP267)

**R.A. Penfold** Hints and ideas on how to use the test equipment you have, to check out, or fault find on electronic circuits. Many diagrams of typical waveforms and circuits, including descriptions of what waveform to expect with particular faults, or distortion in audio amplifiers. 104 pages. £3.50

### ARE THE VOLTAGES CORRECT?

**Reprinted from PW 1982-1983**  
How to use a multimeter to fault-find on electronic and radio equipment, from simple resistive dividers through circuits using diodes, transistors, i.c.s and valves. 44 pages. £1.50

### GETTING THE MOST FROM YOUR MULTIMETER (BP239)

**R. A. Penfold**  
This book is primarily aimed at beginners. It covers both analogue and digital multimeters and their respective limitations. All kinds of testing is explained too. No previous knowledge is required or assumed. 102 pages. £2.95

### MORE ADVANCED USES OF THE MULTIMETER (BP265)

**R.A. Penfold**  
This book is primarily intended as a follow-up to BP239, *Getting the most from your Multimeter*. By using the techniques described in this book you can test and analyse the performance of a range of components with just a multimeter (plus a very few inexpensive components in some cases). The simple add-ons described extend the capabilities of a multimeter to make it even more useful. 85 pages. £2.95.

### OSCILLOSCOPES, HOW TO USE THEM, HOW THEY WORK

**3rd Edition Ian Hickman**  
This book describes oscilloscopes ranging from basic to advanced models and the accessories to go with them. £14.95

### TRANSISTOR RADIO FAULT FINDING CHART (BP70)

**C. E. Miller**  
Used properly, should enable most common faults to be traced reasonably quickly. Selecting the appropriate fault description at the head of the chart, the reader is led through a sequence of suggested checks until the fault is cleared. 636 x 455mm (approx). £0.95

O/P = Out of print,  
O/S = Out of stock.



THE NAME IN INNOVATIVE  
COMMUNICATION PRODUCTS

## STOP NUISANCE CALLS - PROTECT YOURSELF AGAINST UNWANTED TELEPHONE CALLS

### NMC3 Telephone call filter-monitor

- ☆ Call-Screen: Displays the number of incoming call
- ☆ Call-filter: No more unwanted calls
- ☆ Call-Counter: Check number of calls on return
- ☆ Call-Register: Stores 40 incoming call numbers and the time of call
- ☆ Call-Monitor: Listen to any noise in your home/office by a secret code when calling
- ☆ Normal time display
- ☆ Memory back-up during power cut
- ☆ Can connect both tone or pulse telephone systems
- ☆ 20 phone number memories can be stored and recalled



**£118.29**

All prices are exclusive of VAT. £3pp.

#### NORTHERN MARKETING CONCEPTS

UNIT 1, 26 WOODLANDS ROAD, RILLINGTON,  
MALTON NORTH YORKSHIRE, YO17 8LD  
TELEPHONE: 09442-8887 MON-SAT 9-6

CALLERS BY APPOINTMENT ONLY



### YORKSHIRE

### KENWOOD

#### Alan Hooker Radio Communications **YAESU**

42 Netherhall Road, Doncaster.  
Tel: (0302) 325690 Open: Mon-Sat 10-5pm  
Closed Thursdays.

**ICOM**  
& most  
Scanners

**PUBLISHED** on the fourth Thursday of each month by PW Publishing Ltd., Enefco House, The Quay, Poole, Dorset BH15 1PP. Printed in England by Southernprint (Web Offset), Factory Road, Upton Industrial Estate, Poole, Dorset BH16 5SN. TEL: (0202) 622226. Distributed by Seymour, Windsor House, 1270 London Road, Norbury, London SW16 4DH, Tel: 081-69 1899, Fax: 081-679 8907, Telex: 881245. Sole Agents for Australia and New Zealand - Gordon and Gotch (Asia) Ltd.; South Africa - Central News Agency Ltd. Subscriptions INLAND £21, EUROPE £23, OVERSEAS (by ASP) £25, payable to SHORT WAVE MAGAZINE, Subscription Department, PW Publishing Ltd., Enefco House, The Quay, Poole, Dorset BH15 1PP. SHORT WAVE MAGAZINE is sold subject to the following conditions, namely that is shall not without the written consent of the publishers first having been given, be lent, re-sold hired out or otherwise disposed of by way of trade at more than the recommended selling price shown on the cover and that is shall not be lent, re-sold, hired out or otherwise disposed of in a mutilated condition or in any unauthorised cover by way of Trade, or affixed to or as part of any publication or advertising, literary or pictorial matter whatsoever.

## Index to Advertisers

Aerial Techniques .....	50
Air Supply .....	24
Alan Hooker Communications .....	23, 76
Alyntronics .....	79
Amdat .....	78
AOR UK Ltd .....	14
ARE .....	29
ASK Electronics .....	32
Axdon Books .....	68
Billington Valves .....	44
Chevet Books .....	72
Cirkit .....	69
Colomor (Electronics) .....	44
Comar Electronics .....	73
Dewsbury .....	70
Dressler .....	50
Elliott Electronics .....	61
ERA .....	26
Flightdeck .....	61
Garex Electronics .....	44
Holdings Amateur .....	44
Hoka Electronics .....	78
Howes, C M .....	26
Icom .....	Cover iii, 69
ICS Electronics .....	30
Javiation .....	24
J & P Electronics .....	72
Klingenfuss .....	26
Lake Electronics .....	50
Lee Electronics .....	29
Link Electronics .....	44
London Amateur Radio Show .....	61
Low Electronics .....	Cover iv, 8, 9, 20
Martin Lynch .....	69, 23
Mauritron .....	61
Nevada Communications .....	Cover ii, 34, 35
Northern Marketing Concepts .....	36, 79, 76, 69
Practical Wireless .....	79
Radio Research .....	44
Radio Shack .....	71
Rapid Results College .....	73
RGW Electronics .....	79
Runway .....	23
Rylands, F G .....	44
Sigma UK .....	70
Solid State Electronics .....	44
South Midlands Communications .....	13
SRP Trading .....	56, 57
Stephens James .....	70
Technical Software .....	72
Timestep .....	71
Waters & Stanton .....	18, 19



Fill in the order form on page 80 in **BLOCK CAPITALS** - up to a maximum of 30 words plus 12 words for your address - and send it, together with your payment of £2.35, to Trading Post, Short Wave Magazine, Enefco House, The Quay, Poole, Dorset BH15 1PP. If you do not wish to cut your copy of *SWM*, or do not wish to use the order form provided, you must still send the corner flash or your subscription number as proof of purchase of the magazine. Advertisements from traders, apparent traders or for equipment which it is illegal to possess, use or which cannot be licensed in the UK will not be accepted.

**FOR SALE** AOR 3000 - multiband scanning receiver, a.m./s.s.b., n.b.f.m./w.b.f.m., 100kHz-2036MHz, 400 memories, £575 o.v.n.o. Standard AX700 scanner, Panoramic adapter (Spectrum analyzer), 50-905MHz, 100 memories, multi-scan facility £375 o.v.n.o. Both boxed with usual accessories. Peter. Tel: (0798) 872363 West Sussex.

**FOR SALE** Sony ICF PRO 80 (p.l.i. synthesised receiver) plus antenna with full instructions, as new, £100 o.n.o. Tel: 071-730 7174 (work).

**FOR SALE** Icom IC-R100 base/mobile scanner, power pack, manual, antenna, new boxed, save £200, sale £280. Grundig Satellit Professional 600, similar to 650, mint condition, £230. Grundig 650, £275. Yaesu FRG-7, look & works like new, £135. Racal 17L, v.g.c., £150. Tel: 081-571 5759.

**FOR SALE** 144MHz cubical quad antenna, 4-elements, Jaybeam with boom, U-bolt, 5ft long by 20 x 20in approximately, £18. Isolation transformer T4854 model in instrument case 10 x 7 x 7in, isolated 1A max, variable volts, £10. Buyer collects. Alan. Tel: (0284) 760984 Bury St. Edmonds, Suffolk.

**FOR SALE** Avo 'all wave oscillator' believed 1943, mains, 2 - L63 valves, 300kHz to 80MHz, another 'tatty' for spares, or rebuild, included. Buyer collects, £10. Alan. Tel: (0284) 760984 Bury St. Edmonds, Suffolk.

**FOR SALE** FRG-7700 receiver, good condition, two converters, tuner, £200. No offers. Scanner PRO-2004, 300 channels, as new, £160. Chamberlain. 136 Oakfield Road, South Benfleet, Essex SS7 5NN.

**FOR SALE** Realistic PRO-2006 25-1300MHz Hyperscan, 400 channel memories, priority, a.m., n.b.f.m., f.m. wide, 240V a.c. or 13.8V d.c., eight months old, boxed, mint condition, £225 o.n.o. 152 Heol Llanishen Fach, Rhiwbina, Cardiff CF4 6RG. Tel: (0222) 625314.

**FOR SALE** for use with BBC-B computer, Morley T/text unit, e.p.r.o.m.s, software, p.s.u., also Technical Software RX3 and RX4 40/80T disks, terminal unit and switch box, £40. Tel: 051-531 7059 Merseyside.

**FOR SALE** Eddystone 680X receiver, good condition, £80 o.n.o. cash only. Manual photocopy included. Buyer collects. Alan. Tel: (0923) 220977 weekends only. Watford area.

**EXCHANGE** Canon EOS 600 camera with standard lens and 35-105 zoom for h.f. communications receiver, Yaesu, Icom or Kenwood with digital readout. Willing to haggle for the best deal. Doug Smith. Tel: (0582) 841697 evenings.

**FOR SALE** Pakratt PK232 MBX receive RTTY FAX, Packet, ASCII, PAKET LITE, NAVTEX, TDM, etc. One month old, cost new £320, accept, £245. Tel: (0332) 833661 Derby.

**WANTED** second-hand Icom R7100 with h.f., £500 o.n.o. in good condition. Tle: (0284) 705469.

**FOR SALE** AR1000 hand-held scanner, still under guarantee, boxed, complete with batteries, earpiece, mains charger, flexible antenna, a.m., f.m. narrow, f.m. wide for f.m. broadcast, £180 o.n.o. Tel: 071-274 2372 South London.

**FOR SALE** Eddystone 770R receiver, lo bands 19-165MHz, good condition, c.w., a.m., f.m., n.b.f.m., also discone antenna, £90 o.n.o. Buyer collects evenings, heavy item. Mason. Fort View, Fidges Lane, Eastcombe, Stroud, Glos GL6 7DW.

**FREE** lollipop, if you give me £80 o.n.o. for my v.g.c. valve Eddystone 840C or sway w.h.y? Terry Morley. Tel: (0532) 561950 or (0274) 639277.

**FOR SALE** Sony PRO-80 scanner, 150kHz-108MHz and 115-223MHz, 8-way tuning, boxed, as new, £200. Tel: (0483) 770890 Woking.

**FOR SALE** Sangean ATS-803A MkII, boxed, as new, plus mains adaptor and 12V d.c. adaptor, £80. **WANTED** VC10 v.h.f. adaptor for Kenwood R2000. Tel: (0799) 584223 Camb.

**FOR SALE** Trio R2000 with v.h.f. and books, £395. Tel: (0268) 762936 Essex.

**FOR SALE** Icom ICR70, 100kHz-30MHz communications receiver with f.m. fitted, £350 o.n.o. JIL SX400 26-520MHz continuous coverage scanner, both in mint condition, £200 o.n.o. Tel: (0305) 821152 Portland, Dorset.

**WANTED** SP3 or SP20 external speakers, also a.t.u. Tel: (0926) 54556 Kenilworth.

**FOR SALE** as new AR3000, included *Scanners* 3rd edition and *The Complete VHF/UHF Frequency Guide*, £600. Tel: (0695) 28945.

**EXCHANGE** my Realistic 200 general coverage RX for 101E external v.f.o. or Yaesu 101E matching a.t.u., must be in good condition or will sell RX, £95. Tel: (0443) 411954 anytime! South Wales. **WANTED** FT7B transceiver! and Yaesu 101E accessories w.h.y?

**FOR SALE** PRO2005 receiver immaculate condition, very little used by OAP retired, £225. Tel: (0327) 842285 any time.

**FOR SALE** Kenwood R2000 receiver and Datong FL3 filter, excellent working order, £340 no offers. Carl. Tel: (0206) 298401 Colchester.

**FOR SALE** AOR AR900 hand-held scanner, boxed, v.g.c., £100 or **EXCHANGE** Eddystone EC10 short wave receiver in good working order or **EXCHANGE** for two working Pye u.h.f. Europa transceiver working simplex. C.C. Hibbard. Tel: (0792) 583322 Swansea.

**FOR SALE** wide band communications receivers - Icom R7000 with remote control, £650 and Yaesu FRG-9600, £270. Both with extended coverage, v.g.c.,

original packing and manuals. Tel: (0600) 716256 Gwent.

**FOR SALE** Sony ICF SW7600, £100, buyer collects. Tel: (0705) 735385 Portsmouth.

**FOR SALE** Microreader MkII as new, £100. Yaesu FRT-7700 a.t.u. boxed, as new, £40. Or **EXCHANGE** outdoor active antenna. Racal RA17L mint condition 0-30MHz with matching speaker, guaranteed if required, £200. Tel: (0332) 372696 Derby.

**FOR SALE** Global a.t.u. AT1000, rarely used, £35. Dee Comm a.t.u. never used, £25. Both together £55. Due to low price, no offers. Walker. 202 Swansea Road, Trebanos, Pontardawe, Swansea. Tel: (0792) 830981.

**FOR SALE** 90 modern technical text books on electronics, computing and electrical engineering, good titles, s.a.e. for list, £2 each, less that a quarter of the cost or £135 the lot. Tel: (0423) 330620.

**FOR SALE** software for the BBC computer, RX4 plus TIF1 interface, £40. Logbook, £5. SATFOOT, £7. All 5.25in disc, 80 track. 40/80 track drive for BBC-B, new Jan 1991, £45. Other BBC bits. Tel: (0636) 77944 after 6pm, Newark.

**FOR SALE** Trio R1000 communications receiver with manual and circuit diagram, very good condition, £210 o.n.o. **WANTED** good condition a.t.u. either Global AT1000 or FRT-7700. Mike Davies. Tel: (0445) 733922 7pm onwards, Barry, South Glamorgan.

**FOR SALE** Akai GXC 730D auto reverse record playback cassette player, £45. Colour Genie EG2000 computer with BASIC and technical manuals, plus c.w., RTTY decoder tapes, £15. Tel: 081-524 3193.

**More Trading Post  
on Page 80**

# AMDAT IS EXPANDING

ICOM YAESU ALINCO AOR

AMDAT has added YAESU to the range of equipment that we are stocking in our recently enlarged shop. Come along and see our range of transceivers, receivers and scanners. Here is a selection of the wide range of data equipment we also stock.

## THE DIGITAL SUPERSTAR

The DSP-12 uses state of the art technology to give all the major satellite data modes and HF/VHF packet in one box. Coming very soon will be AMTOR and CW which will be available as free upgrades. Send for a data pack **TODAY**.

◆ Send 3½ PC disk + SAE for a copy of the complete manual ◆

## THE TNC FOR YOUR PC

The DRSI PC\*Packet Adapter plugs directly into your PC mother board and provides 2 TNC ports.

Type 1-1 VHF port/1 external modem .....**£139.00**  
Type 2-2 VHF ports .....**£169.00**

## THE IDEAL GIFT FOR ALL OCCASIONS

Analogue radio controlled wrist watch .....from **£355**  
Digital wrist watch still available .....from **£164**  
Digital alarm clock – black or white .....**£46.50**

### MANTEL CLOCKS

Large face available in white, black and grey .....**£67.50**

Send a SAE for our full list of **JUNGHANS** radio controlled clocks/watches. Ideal presents for him or her.

## TNCs + DATA TERMINALS

Pac-Comm Tiny 2-VHF packet .....**£149.00**  
Pac-Comm TNC320 VHF + HF Packet .....**£199.00**  
Kantronics KAM Multimode .....**£291.00**

Prices subject to change. Prices shown include VAT. Carriage extra

**AMDAT** 4 Northville Road, Northville  
Bristol, BS7 0RG  
0272 699352



# practical Wireless

## YOUR SPECIAL FLIGHT IS WAITING SO DON'T MISS THE DAYTON '92 HAMVENTION HOLIDAY!

*Last year's trip to Dayton '91 was a resounding success, and readers have clamoured for more. So, here we are again, inviting you to come and fly with us to Dayton Ohio, home of the HamVention. Enjoy yourself at the biggest amateur radio show in the world. Reserve your seat now... we really don't want to leave you behind!*

### Five Nights In Dayton

The Dayton '92 holiday starts at Gatwick airport on Wednesday 22 April, when we fly to Charlotte in North Carolina. After changing aircraft in Charlotte, we fly straight into Dayton. When we arrive, accommodation is no problem, as we'll be staying for five nights in the Day's Inn in the heart of downtown Dayton. Our stay gives you plenty of time to explore the giant HamVention and many of the local attractions. We'll be returning home via Charlotte on Monday 27, but we can also arrange extended stays and there's even a special extra holiday in Florida available to tempt you further!

### Marvellous And Cheap

Food in the USA is marvellous, and so cheap! There's so much to see, to do and to eat during the trip, plus of course all the many radio bargains. If the family wants to come, make sure they do, there's so much for everyone on this trip.

The cost of this superb opportunity is £579.95 per person. But don't worry, you only have to pay out £75 now to reserve your seat, with the balance payable in mid-February.

### Want To Know More?

If you want to know more, you can call Roger Hall G4TNT on 071-731 6222, for further information anytime during the day, evening or weekends. Alternatively, you can call PW's Editor, Rob Mannion G3XFD, during the day Monday to Friday on (0202) 678558. Rob led our party on the Dayton '91 holiday, and he'll be glad to talk about the trip, the excellent food and the wonderful time everyone had at the HamVention. You'll be able to join Rob and enjoy the fun on the '92 trip, if you book now!

Send your cheque for the £75 deposit to: Dayton '92 HamVention Holiday, PW Publishing Ltd, Enefco House, The Quay, Poole, Dorset BH15 1PP.



## AR1000/FAIRMATE SIDEBAND

ADDS USB/LSB MODES TO YOUR EXISTING SCANNER. A READY BUILT UNIT FULLY TESTED AND COMPLETE WITH INTERFACE LEAD AND INSTRUCTIONS. POWERED BY INTERNAL NICADS OR OPTIONAL MAINS ADAPTOR. CONTINUOUSLY VARIABLE COVERAGE. NOT TIED TO 5kHz STEPS. £44.95 inc p&p.

NOW AVAILABLE for MVT1000

## SIGNAL STRENGTH METER

SMALL COMPACT DESIGN. USE FREE STANDING OR CLIP TO THE SIDE OF YOUR SCANNER. POSSIBLE USES INCLUDE DISTANCE AND DIRECTION MEASUREMENT FOR CLEARER IDENTIFICATION OF SIGNALS AND OPTIMISING OF AERIAL SYSTEMS £23.95 inc p&p.

WRITE FOR FURTHER DETAILS. SAE PLEASE. CHEQUES POs TO:

**RGW Electronics** 5 Braunston Place, Rugby, Warwickshire CV22 5JZ

## ALYNTRONICS

129 CHILLINGHAM ROAD, HEATON, NEWCASTLE-UPON-TYNE NE6 5XL TEL: 091-2761002

THE ONLY AUTHORISED DEALER IN THE NORTH-EAST FOR

## ICOM & YAESU

WE ALSO STOCK MANY OTHER ITEMS OF EQUIPMENT FROM MFJ ★ BUTTERNUT ★ CUSHCRAFT TONNA ★ DIAMOND ★ AOR BEARCAT ★ FAIRMATE ★ JUPITER ★ LOWE ★ TEAM MIDLAND ★ NEVADA ★ CTE ★ WELZ ★ REVEX ★ BOOKS & MAPS ★



LICENSED CREDIT BROKER



OPEN 10am - 5.45pm TUES - FRI 10am - 4.45pm SAT

Are You . . .

LEGAL • DECENT •  
HONEST • TRUTHFUL?

Advertisers have to be.

The Advertising Standards Authority controls the content of print and cinema advertisements.



The Advertising Standards Authority, Brook House, 2-16 Torrington Place, London. WC1E 7HN

THIS SPACE HAS BEEN DONATED BY THE PUBLISHER

# MMC

THE NAME IN INNOVATIVE COMMUNICATION PRODUCTS

## NORTHERN MARKETING CONCEPTS

UNIT 1, 26 WOODLANDS ROAD, RILLINGTON, MALTON, NORTH YORKSHIRE, YO17 8LD  
TELEPHONE: 09442-8887 MON-SAT 9-6 CALLERS BY APPOINTMENT ONLY



### AR1500

The AR1500 is a hand held wide band receiver featuring SSB as standard, many said it couldn't be done! Coverage is from 500kHz to 1300MHz with no gaps. Channel steps are programmable in multiples of 5kHz and 12.5kHz. Modes available are NFM, WFM, AM and SSB (USB, LSB and CW with the BFO switched on). Many features have been carried across from the popular and reliable AR2000 receiver but fitted into an even smaller cabinet, the AR1500 truly has to be seen to be believed. There are 1000 memory channels and the usual AOR collection of search, lockout, priority etc. Power is from an internally fitted NiCad pack or from an external 12V D.C. source, all accessories are provided to enable you to switch on and start listening. All this from a small cabinet of approximately 170mm (H), 55mm (W), 45mm (D) including projections except aerial. The weight is a mere 345g with NiCads fitted.



### AR3000A

The AR3000A is a follow on from the highly acclaimed AR3000. Many major improvements have been implemented at the request of enthusiasts. The tuning control is now 'free running' to provide a smooth feel for SSB/CW, x10 buttons have been added to make step size faster

and more convenient. All information is contained on the LCD instead of a separate status LED indication. The RS232 facility has a switch on the rear panel to enable/disable operation. Memory clear and full microprocessor reset functions are available from the front panel. The re-writing of microprocessor firmware using an even more efficient language has further increased scan and search speeds.



### Radio Facsimile Terminal WX-2000

The WX2000 is a stand alone radio facsimile terminal designed to produce hard copy images from various facsimile services including weather charts, maps, news media and even satellite pictures from NOAA, GOES and METEOR etc. The WX2000 simply requires an audio signal from a shortwave or satellite receiver capable of receiving facsimile signals. The built-in high resolution (8 dots per mm) thermal line printer produces crisp images with high resolution. The WX2000 is also capable of simulating grey scale which is ideal for automatic picture transmission by weather satellites.

In addition to the basic functions, the WX2000 provides full operation controls such as auto start, sync, adjustment, position alignment, tuning LED etc., to produce the highest quality images. The power requirement is 12-13.5V D.C. @ 3A, this makes the WX2000 ideal for both on land and off shore applications.

Printing method: Thermal line printer 8 dots per mm. Printing scale: 2 (B/W) or 16, selectable. Paper width: A4 (210mm) x 30m. Audio Input: FM1900+/-400Hz 0.7V/600 OHM; AM 2400Hz 0-1V/600 OHM. Auto start: APSS type. Synchronisation: Independent type. Reception speed: 60, 90, 120 and 240 rpm, selectable. Collaboration factor: 576 or 288. Power requirements: 12-13.5V D.C. @ 3A. Size: 310mm (W) x 70mm (H) x 200mm (D)







# ICOM

**ICOM are proud to introduce the IC-R72 Communications Base Receiver to complement the IC-R100 Mobile and IC-R1 Handheld receivers giving the enthusiastic listener a full choice.**



### Features:

- Direct Frequency entry
- 99 Memory Channels
- Built-in clock and timer
- AC/DC operation
- Noise Blanker
- Pre-amp and Attenuator
- ICOM's DDS system (direct digital synthesiser)

### IC-R72 Communications Receiver

#### IC-R72 Communications Receiver

ICOM's communication receivers have a reputation for reliability and quality. Building on this reputation the IC-R72 HF receiver is one of a new line of wideband receivers to satisfy listeners everywhere.

This compact receiver has continuous coverage from 100kHz - 30MHz, in SSB, AM and CW modes. An optional UI-8 adds FM reception. The easy to operate IC-R72 is superb for beginners or experienced DX'ers alike and is equipped with a variety of functions. The IC-R72 joins ICOM's current line of quality receivers. For a free brochure on this or any other ICOM Amateur Radio product contact your local authorised ICOM dealer or ICOM (UK) Ltd.

#### Icom (UK) Ltd

Dept. SW, Sea Street, Herne Bay, Kent CT6 8LD. Tel: 0227 741555. Fax: 0227 741742.

**Visa & Mastercards:** Telephone orders taken by mail order, instant credit & interest-free HP. Despatch on same day whenever possible.





# HF RECEIVER TECHNOLOGY

INNOVATION DESIGN MANUFACTURE TECHNICAL SUPPORT

## HF-150 Compact Communications Receiver

£329 inc VAT



**Frequency coverage:** 30kHz - 30MHz  
**Modes:** USB/LSB/AM/Sync. AM (Selectable S'band)  
**IF Bandwidths:** 2.5kHz & 7kHz  
**Tuning:** 8Hz steps with variable speed  
**Memories:** 60 holding frequency & mode

**Aerial inputs:** 600 ohms, 50 ohms & Hi-Z Whip  
**Power:** 12Vdc from mains adaptor (supplied)  
**Case:** All-metal light alloy case  
**Size:** 185mm(W) x 80mm(H) x 160mm(D)  
**Weight:** 1.3kg (less batteries)



## HF-235 The Professionals' Choice

£1116 inc VAT

**Frequency coverage:** 30kHz - 30MHz  
**Modes:** AM/LSB/USB/CW/NBFM (Sync AM optional)  
**Filters:** 6 Input bandpass filters  
**Tuning steps:** 8Hz - 125Hz (stepped by mode)  
**Construction:** Fully floating chassis

**Remote control:** RS232C Computer interface (optional)  
**Memories:** 30 holding a host of data  
**Tuning:** Spin-wheel, keypad & MHz button freq. entry  
**Power supply:** 110-120 or 220-240Vac 50Hz  
**Size:** 483mm(W) x 88mm(H) x 320mm(D)

## HF-225 Gateway to the World

£429 inc VAT



**Frequencies:** 30kHz - 30MHz  
**Tuning:** 8Hz steps.  
**Memories:** 30 channels  
**Filters:** IF filters for all modes fitted  
**Tuning:** Keypad & spin-wheel  
**AM/FM Sync. Detector (optional)**  
**Keypad for remote entry (optional)**  
**Excellent quality at reasonable cost**

## LOWE ELECTRONICS LIMITED

Chesterfield Road, Matlock, Derbyshire DE4 5LE Tel: 0629 580800 Fax: 0629 580020

Barry (S Wales): 0446 721304 \*Bournemouth: 0202 577760 Bristol: 0272 771770

Cambridge: 0223 311230 Cumbernauld: 0236 721004 London (Heathrow): 0753 545255  
London (Middlesex): 081-429 3256 Newcastle Airport: 0661 860418 \*Closed on Monday

Sole appointed UK Distributor for KENWOOD Amateur Radio

